

# SENTRY<sup>TM</sup> SAFETY SENSOR

120v and 220v Models



## Installation & Operation

Read and Follow All Safety Instructions.  
Save These Instructions.

**A** SINCE 1963  
**ATLANTIC U ULTRAVIOLET**  
CORPORATION®

*Manufacturers / Engineers / Sales / Service*  
Germicidal Ultraviolet - Equipment & Lamps

375 Marcus Boulevard • Hauppauge, NY 11788  
631.273.0500 • Fax: 631.273.0771  
Email: Sales@AtlanticUV.com  
Ultraviolet.com • BuyUltraviolet.com

Extensive Product Information Available at:


**Ultraviolet.com**  
**BuyUltraviolet.com**





Owner's Manual


# SAFETY WARNINGS


- All personnel should be alerted to the potential hazards indicated by the product safety labeling on this unit.
- The following conventions are used to indicate and classify precautions in this manual and on product safety labeling. Failure to observe precautions could result in injury to people or damage to property.


 This is the safety alert symbol. It is used to alert you to potential personal injury hazards. Obey all safety messages that follow this symbol to avoid possible injury or death.


 **DANGER** Danger indicates an **IMMINENTLY** hazardous situation, which, if not avoided, **WILL** result in death or serious injury.

 **WARNING** Warning indicates a **POTENTIALLY** hazardous situation, which, if not avoided, **COULD** result in death or serious injury.


 **CAUTION** Caution used without the safety alert symbol indicates a potentially hazardous situation. If not avoided, it may result in property damage.




 This symbol/pictorial is used to identify an **ELECTRICAL SHOCK** or **ELECTROCUTION** hazard.

 This symbol/pictorial is used to identify the need to wear protective eyewear.

 This symbol/pictorial is used to identify the need to wear protective gloves.

# SAFETY INSTRUCTIONS

 **WARNING** To guard against injury, basic safety precautions should be observed, including the following:

1. Read and follow ALL safety instructions.
2. Do not use this product for other than its intended purpose, as described in this manual.
3. Do not alter design or construction.
4. Do not remove any labels or devices.
5.  **DANGER** To prevent risk of severe or fatal electrical shock, special precautions must be taken since water is present near electrical equipment. Always disconnect power before performing any services or maintenance.
6. Intended for indoor use only. The Safety Sensor should be protected from the elements and from temperatures below freezing.
7. Do not operate the Safety Sensor if there is visible or suspected damage to it in any way.
8. Electrical power supplied to the Safety Sensor **MUST** match power requirements listed on the **SENTRY™** Safety Sensor.
9.   **WARNING** Do not operate without proper electrical ground.
10. Read and follow all notices and warnings on the **SENTRY™** Safety Sensor.
11. SAVE THESE INSTRUCTIONS.

# SAFETY LABELS

 **DANGER**  
Hazardous Voltage

Danger Label:  
Hazardous Voltage



Location of  
Danger Label


## PRODUCT APPLICATION

- The **SENTRY™** Safety Sensor provides constant visual indication of the water purifier's operation. In the event of ballast or lamp failure, the safety sensor indicates an alarm condition. The safety sensor is capable of operating an optional **Promate™** Audio Alarm and/or **Promate™** Solenoid Valve.
- The **SENTRY™** Safety Sensor is intended for use with **Bio-Logic®**, **MINIPURE®**, **MIGHTY★PURE®**, and **SANITRON®** 120v or 220v–240v ultraviolet water purifiers operating with electronic ballasts. The **SENTRY™** is easily added to an existing installation. See “**Product Selection Table**” below for applicable part number.
- **SENTRY™** Safety Sensors have line cords with standard US 3-prong plugs and (3) 3-prong convenience outlets (120v) or standard European Schuko line cord and outlet with (2) 3-Prong convenience outlets.

## INSTALLATION



**IN ORDER TO PERFORM THIS TASK, BE SURE TO WEAR SAFETY GLASSES AND GLOVES.**

1. Locate a properly grounded outlet.
2.  **CAUTION** Plug the **SENTRY™** into an outlet.
3. Plug the line cord, from the water purifier, into the appropriate outlet as noted on the **SENTRY™**.
4. Plug any optional accessories into the appropriate outlets as noted on the **SENTRY™**.

## DIMENSIONS

Length (without Mounting Plate):	6-1/4”
Length (with Mounting Plate):	7-1/4”
Width:	3-3/4”
Depth:	2”
Distance between mounting holes:	6-3/4”

## PRODUCT SELECTION TABLE

Water Purifier Model Number	<b>SENTRY™</b> 120v 50/60Hz.	<b>SENTRY™</b> 220v 50/60Hz.
<b>Bio-Logic®</b> BIO-1.5, BIO-3.0	30-0168	30-0169
<b>MINIPURE®</b> MIN-1–MIN-9	30-0168	30-0169
<b>MIGHTY★PURE®</b> MP13A–MP36C	30-0168	30-0169
<b>SANITRON®</b> S14A–S37C	30-0168	30-0169
<b>MIGHTY★PURE®</b> MP49C and <b>SANITRON®</b> S50C/S2400C	30-0170	30-0171

# USER ASSISTANCE

Atlantic Ultraviolet Corporation® makes every effort to ensure that the **SENTRY™** Safety Sensor is a product of superior quality and workmanship. This manual describes its installation, operation, and maintenance. Please read and become familiar with the contents of this manual before installing or using this unit. If after reading the manual you still have questions, or concerns, regarding the installation or use of this unit, contact our offices, weekdays between 8:30 am and 5:00 pm Eastern Time, at:

Atlantic Ultraviolet Corporation®, 375 Marcus Boulevard, Hauppauge, New York, 11788  
Tel: 631.273.0500 • Fax: 631.273.0771 • Sales@AtlanticUV.com • Ultraviolet.com • BuyUltraviolet.com

## PATENT NOTICE

No attempt has been made to determine the patent status of applications illustrated or described in this publication. Inclusion in this publication of any design or method of use, which may be patented, is not to be construed as promoting or sanctioning unauthorized use.

# WARRANTY & PRODUCT REGISTRATION

**We warrant this product to the original owner to be free from defects in material and workmanship when installed in accordance with Atlantic Ultraviolet Corporation® specifications for a period of time as follows:**

**UV Water Purifier Chambers** – Type 316 stainless steel chambers will have a Twelve (12) year Limited Warranty on the stainless steel chamber, from the date of original purchase while the Type 304 stainless steel chambers will have a Six (6) year Limited Warranty on the stainless steel chamber.

**UV Air Disinfection Housing** – Three (3) year Limited Warranty on the metal housing, from the date of original purchase.

**Ballasts** – Three (3) year Limited Warranty, from the date of original purchase.

**UV Lamps, Monitoring Devices, Optional Accessories, and Other Parts** – One (1) year Limited Warranty from the date of original purchase.

Within the warranty period we shall repair or replace such products, which are returned to us with shipping charges prepaid and which are determined by us to be defective. This warranty will not apply to any product, which has been subjected to misuse, negligence or accident; or misapplied; or modified; or repaired by unauthorized person; or improperly installed. Warranty will be null and void if any of the product's original labels are removed. This Limited warranty excludes the cost of labor.

The Buyer shall inspect the product promptly after receipt and shall notify us at our main office in writing of claims, including claims of breach of warranty, within thirty (30) days after the Buyer discovers or should have discovered the facts upon which the claim is based. Failure of the Buyer to give written notice of a claim within the time period shall be deemed to be a waiver of such claim.

The provisions of the above warranty are our sole obligation and exclude all other remedies or warranties, expressed or implied, including warranties of merchantability and fitness for a particular purpose, whether or not purposes or specifications are described herein. We further disclaim any responsibility whatsoever to the customer, or to any person for injury to person, damage to, or loss of property or value caused by any product which has been subjected to misuse, negligence, accident; or modified or repaired by unauthorized persons; or improperly installed.

Under no circumstances shall the Company be liable for any incidental, consequential or special damages; losses or expenses arising from the contract for this product, or in connection with the use of, or inability to use, our product for any purpose whatsoever.

Be sure to register your product and validate purchase within 30 days — registration is simple and will take less than 2 minutes to do.

### **NOTE** – failure to register your purchase may jeopardize warranty.

Go to [Ultraviolet.com](http://Ultraviolet.com) and scroll down to the bottom of the page, under “Trust” click the “Warranty Registration Form,” complete and click “Submit.” Or click on “Warranty Registration PDF” to download the warranty registration card as a PDF, complete and mail to us at 375 Marcus Boulevard, Hauppauge, NY 11788, or simply fax to 631-273-0771. If you prefer to register by phone, please call 631-273-0500 and our customer service staff will be glad to assist you.

For your convenience, record the following information below. The model number (and serial number, if applicable) can be found on a label located on the **SENTRY™** Safety Sensor. Keep this manual, along with proof of purchase, handy when contacting our offices.

Purchased From:	Date:
Model:	Serial No.:

**Disclaimer:** The information and recommendations contained in this publication are based upon data collected by the Atlantic Ultraviolet Corporation® and are believed to be correct. However, no guarantee or warranty of any kind, expressed or implied, is made with respect to the information contained herein. Specifications and information are subject to change without notice.