

Assembly Instructions

42950868 STEWART DINING TABLE

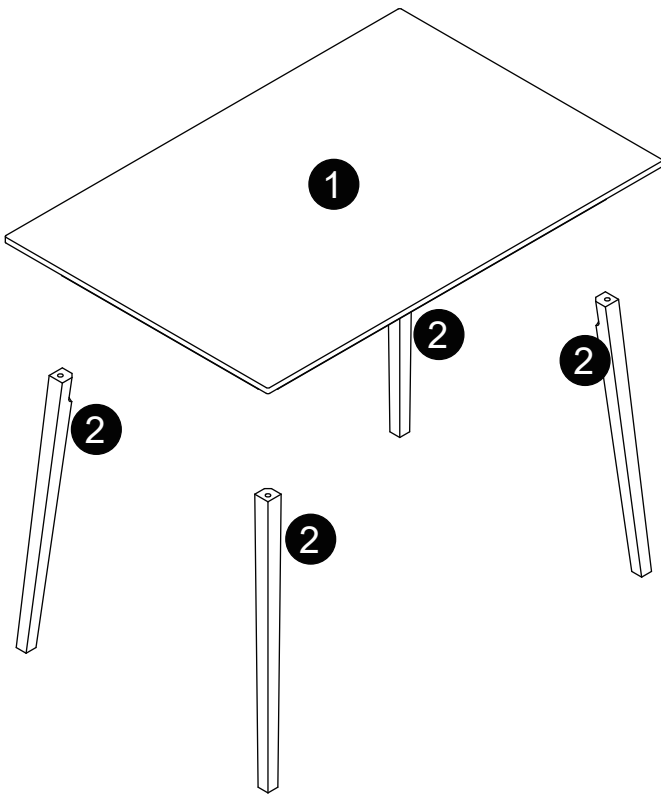
CARE INSTRUCTION:

Wipe clean with a soft damp cloth. Do not use abrasive material and solvents.
Store in a dry place. Check and tighten all parts regularly. For indoor and domestic use.

WARNINGS:

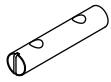
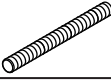





Do not stand, sit or lean on the product. Do not drag the product. Use only on a flat surface.
Do not use until all screws, bolts and knobs are firmly secured. This product contains small parts and sharp points, keep away from children and babies. Adult assembly required.
Failure to follow these warnings could result in serious injury.

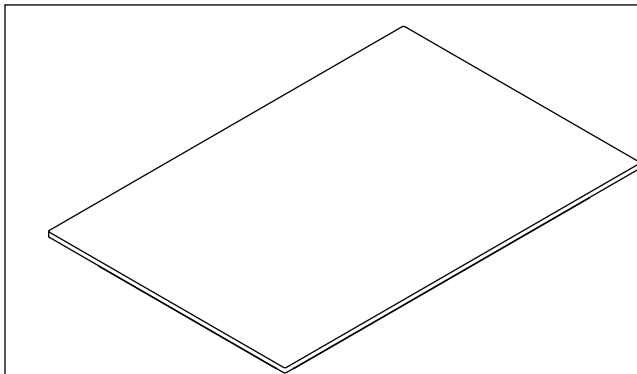
MAXIMUM SAFE LOAD: 50KGS



Do not tighten the screws fully during assembly.
Fully tighten screws after the final assembly steps.

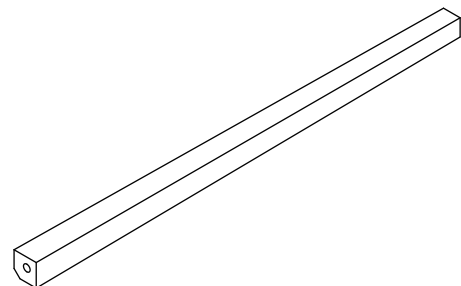
Hardware list

	A	ø12X60mm	4 PCS
	B	ø8X75mm	8 PCS
	C	ø8/18mm	8 PCS
	D	ø8/13mm	8 PCS
	E	M8/13mm	8 PCS
	F	M13mm	1 PC
	G	22X22mm	4 PCS



1

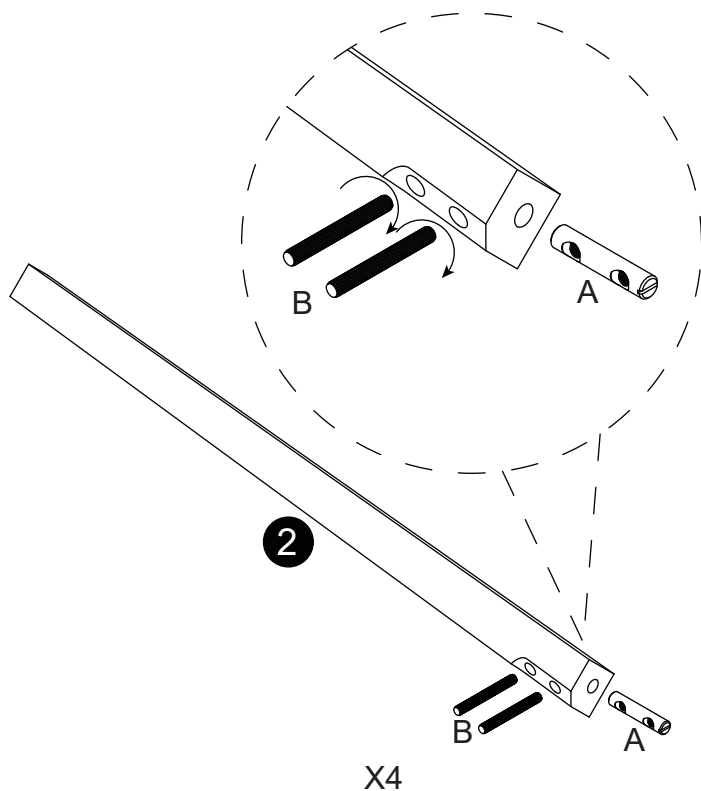
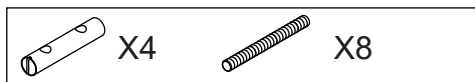
1 PC



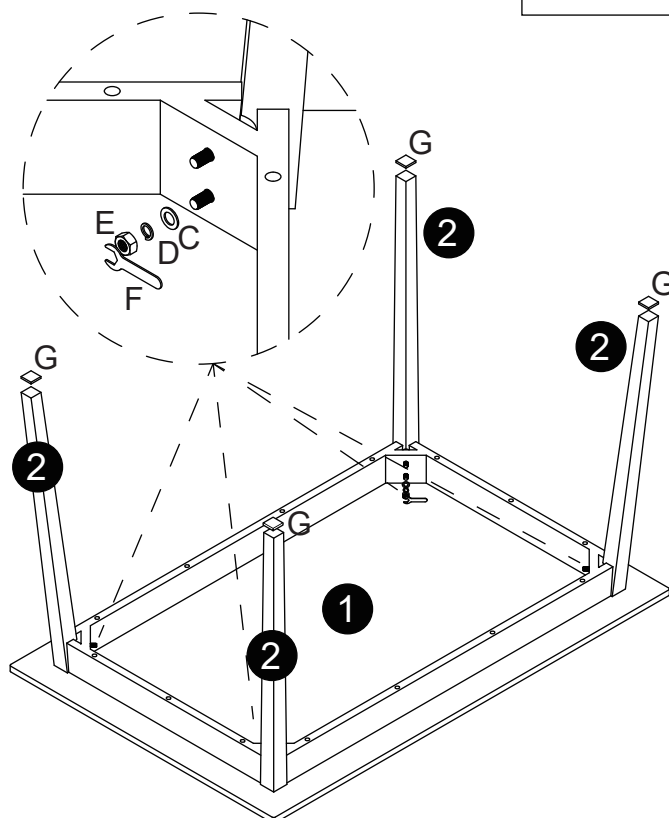
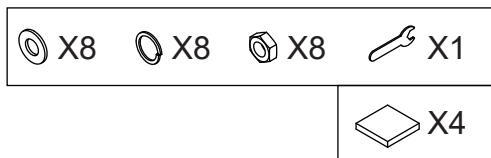
2

4 PCS

STEP 1



STEP 2



STEP 3

