

DEFAULT CONTROLS



XBOX 360

XBOX
LIVE



A Take2 Company

© 2006-2007 Rockstar Games, Inc. Rockstar Games, Rockstar San Diego, the **R** logo, Rockstar Games presents Table Tennis, the Rockstar Games presents Table Tennis logo and A Take-Two Company logo are trademarks and/or registered trademarks of Take-Two Interactive Software. All other marks and trademarks are properties of their respective owners. All rights reserved. Microsoft, Xbox, Xbox 360, Xbox Live, and the Xbox, Xbox 360, and Xbox Live logos are either registered trademarks or trademarks of Microsoft Corporation in the U.S. and/or other countries.

502655246118/MAN

WARNING

Before playing this game, read the Xbox 360™ Instruction Manual and any peripheral manuals for important safety and health information. Keep all manuals for future reference. For replacement manuals, see www.xbox.com/support or call Xbox Customer Support (see inside of back cover).

Important Health Warning About Playing Video Games

Photosensitive Seizures

A very small percentage of people may experience a seizure when exposed to certain visual images, including flashing lights or patterns that may appear in video games. Even people who have no history of seizures or epilepsy may have an undiagnosed condition that can cause these “photosensitive epileptic seizures” while watching video games.

These seizures may have a variety of symptoms, including lightheadedness, altered vision, eye or face twitching, jerking or shaking of arms or legs, disorientation, confusion, or momentary loss of awareness. Seizures may also cause loss of consciousness or convulsions that can lead to injury from falling down or striking nearby objects.

Immediately stop playing and consult a doctor if you experience any of these symptoms. Parents should watch for or ask their children about the above symptoms—children and teenagers are more likely than adults to experience these seizures. The risk of photosensitive epileptic seizures may be reduced by taking the following precautions:


- Sit farther from the television screen.
- Use a smaller television screen.
- Play in a well-lit room.
- Do not play when you are drowsy or fatigued.

If you or any of your relatives have a history of seizures or epilepsy, consult a doctor before playing



TABLE OF CONTENTS

Connect to Xbox Live	2
Controller	3
History	4
H.U.D.	5
Saving and Loading.....	5
Official Game Rules	6
In-Game Training	7
Help Tips.....	11
Players	12
Tournament & Exhibition	18
Networking Options	19
Credits	20
Warranty	28
Customer Support.....	29



XBOX LIVE

★ XBOX LIVE

Play anyone and everyone, anytime, anywhere on Xbox Live®. Build your profile (your gamer card). Chat with your friends. Download content at Xbox Live Marketplace. Send and receive voice and video messages. Get connected and join the revolution.

★ CONNECTING

Before you can use Xbox Live, connect your Xbox® console to a high-speed Internet connection and sign up to become an Xbox Live member. For more information about connecting, and to determine whether Xbox Live is available in your region, go to www.xbox.com/live.

★ FAMILY SETTINGS

These easy and flexible tools enable parents and caregivers to decide which games young game players can access based on the content rating. For more information, go to www.xbox.com/familysettings.

CONTROLLER



DEFAULT CONTROLS

A button.....	Topspin / Hold For Greater Spin
Y button.....	Backspin / Hold For Greater Spin
X button.....	Left Sidespin / Hold For Greater Spin
B button.....	Right Sidespin / Hold For Greater Spin

Left Stick	Move Character / Aim
Right Stick towards table.....	Topspin
Right Stick away from table.....	Backspin
Right Stick left.....	Left Sidespin
Right Stick right.....	Right Sidespin

Right Bumper	Hold + Spin For Focus Shot
Right Trigger	Activate Full Focus
Left Bumper	Hold + Spin For Soft Shot
Left Trigger	Activate Full Focus

BACK button	Change Camera
START button	Pause Menu



HISTORY

Though it is difficult to pinpoint a specific date, the sport of table tennis is believed to have originated in England in the late 1800s as a parlor game meant to recreate the traditional game of tennis in an indoor setting. The game was most commonly played by well-to-do Victorians using everyday household objects.

As the game became more and more popular, sporting goods companies began selling standardized equipment sets to the masses under various names, including gossima, whiff-whaff and most notably ping pong, which was trademarked by an English sporting goods manufacturer named John Jacques and later sold to Parker Brothers™.

Table tennis began to grow in notoriety around the turn of the century as a result of innovations made to the game by a pair of Englishmen. James Gibbs' discovery of novelty celluloid balls during a trip to the United States in 1901 and E. C. Goode's decision to affix sheets of rubber to the standard wooden blade in 1903 helped refine the image of what would become a widely recognized leisure activity and soon an organized competitive sport.

What started as a simple after dinner leisure activity began to grow into an internationally recognized sport in the 1920s. The first governing body of table tennis, the International Table Tennis Federation (ITTF) was founded in 1926, with the first world champion crowned in London in 1927. The United States would establish its own national sanctioning body in 1935 when an assortment of smaller organizations were merged to form the USA Table Tennis Association.

Table tennis was officially recognized as an Olympic sport in 1988, at the summer games in Seoul, South Korea. The first Olympic gold medal winners in singles table tennis were Yoo Nam-Kyu of South Korea (Men's) and Chen Jing of China (Women's).

You are now playing a lovingly created homage to this amazing sport. Get ready to take your best swing and become world champion!

H.U.D. HEADS UP DISPLAY



- ① **CURRENT SCORE** - Displays player's score
- ② **CHARACTER NAME** - Displays the name of the player's character
- ③ **MATCH SCORE** - Shows games won
- ④ **FOCUS METER** - Represents the amount of focus the player has accumulated
- ⑤ **RALLY** - Shows the number of rally hits

SAVING AND LOADING

SAVE GAME // Save the active gamer profile's current progress information to the current storage device. This is necessary if you'd like to save or change the storage device that a gamer profile uses.

LOAD GAME // Load saved progress information from the current storage device.

SAVE SETTINGS // Save the shared game settings to the current storage device.

LOAD SETTINGS // Load shared game settings from the current storage device.

AUTO SAVE FEATURE // *Rockstar Games presents Table Tennis* is fully equipped with an automatic save feature. While playing, your progress will be saved to the current Xbox 360 storage device after significant events such as finishing a match or tournament. When you see the saving icon in the bottom left corner, your game progress is being auto saved. While this is happening, please don't turn off your console or remove any storage devices.

OFFICIAL ★ ★ ★ GAME RULES

TABLE // The game is played on a rectangular surface that measures 9 ft. long and 5 ft. wide.

NET ASSEMBLY // The playing surface is split into two distinct sides of equal size by a vertical net in the centre of the court that runs parallel to the end of the table.

BALL // A table tennis ball is 40 mm in diameter. The ball is hollow and composed of celluloid or a similar plastic material.

RACKET // The racket is composed of a wooden base, covered by rubber on both sides. The racket can be any size, shape or weight but it must be straight.

SERVICE // The service is the opening shot in any rally. A good serve is accomplished when the player who begins the point takes the ball from their free hand, throws the ball into the air and then strikes it so that it hits their side of the table, goes over the net and lands on the opponent's side. In the default setting the serve alternates between players after every two points that are played.

RETURN // A return is any stroke that passes over the net (or makes contact with the net) either after the initial service or in the rally that follows, and lands anywhere on the opponent's side of the table.

ORDER OF PLAY // The order of play consists of a legal service by the server, and all valid returns thereafter, alternating between players.

LET // A let is called when the service makes contact with the net assembly and lands in play on the receiver's side of the table. If the service strikes the net but does not land in play, a point is awarded to the receiver.

POINT // A point is awarded to the player whenever his opponent is unable to successfully complete a return. This includes when a ball does not pass over the net assembly, when a ball does not land on the opponent's side of the table, or when a ball is allowed to bounce twice on the player's side of the table before he can initiate a return.

GAME // An official game is won when one player scores 11 points in a match and has a two point advantage over his opponent. Matches may go beyond 11 points until one player has gained a two point advantage. Players may also choose to play 7 or 21 point games in the Game Options Menu.

MATCH // A match consists of a "best of" format of any odd number of games. The most commonly used formats are the best of three (where the first player to win two games is the victor) and the best of five (where the first player to win three games is the victor).

IN-GAME ★ ★ ★ TRAINING

Play through a series of drills in Training Mode or read the following to learn the mechanics of the game and fine-tune your skills to help you become a true champion.

★ Serve Meter

The Serve Meter shows how much spin and power you are placing on the ball.

Press any spin button or click the Left Stick to enter the serve stance and the meter will appear. The top of the meter represents more powerful serves. The bottom of the meter represents weaker serves.

To serve the ball press and hold any spin button. Release the button when the indicator is within the desired range to serve the ball.

The longer you hold down the spin button, the higher the white border will rise. This indicates the amount of spin that will be applied. The meter will always stop shortly after the maximum spin has been reached but at this point the power will be very low.

When playing online, your character will automatically serve after a certain period of time has gone by.

★ Serve Aiming

While in the serve stance, you can aim by pressing the Left Stick in the direction you want the ball to go.

Pressing towards the table will aim at the far end of the table. Pulling away from the table will aim closer to the net. Pressing left or right will aim at the sides of the table. Click the Left Stick to enter or exit the serve stance for repositioning.

continued on next page

IN-GAME TRAINING

continued from previous page

★ Returns

Press any swing button to return the shots from the Robo-Pong robot. If you are not in position to return the shots use the Left Stick to reposition yourself.

★ Charging

The longer you hold down a spin button during your swing, the more spin and power is applied to the ball. This is called Charging.

You can start Charging your swing only after the opponent has hit the ball.

As your character charges shots, their Focus Meter builds. When it is full, it begins flashing, and the character automatically goes into the Full Focus state, making their shots more effective and faster. Advanced players may wish to delay this automatic activation by changing the Game Option "Auto-Activate Full Focus" to Off. When this is done, you must press either trigger button (default controls) when you have a full and flashing Focus Meter to enter the Full Focus state.

★ Spin

Topspin is the basic offensive shot. Powerful topspin shots may cause your opponent's return to pop up high and possibly go off the table.

Backspin is the basic defensive shot. Powerful backspin shots may cause your opponent's returns to drop into the net.

Sidespin shots curve the ball in the direction of the spin. Powerful sidespin shots can be difficult for the opponent to reach.

★ Placement

Aim your shot by holding the Left Stick during your swing. The longer you hold the Left Stick, the further you will aim in that direction.

The controller will vibrate when you're in danger of hitting the ball off the table or into the net. Quickly aim in the other direction to keep the ball on the table.

You can aim your shot only after you have started to swing. The opportunity to aim ends once you hit the ball.

★ Soft Shots

To perform a Soft Shot, hold down the Left Bumper and press a spin button.

Soft Shots take speed off the ball, which can cause them to drop short when returned. If done properly a Soft Shot can bounce twice on your opponent's side of the table or trick them into misjudging the shot entirely.

★ Smashes

Learn how to position yourself to do Smashes. Smash shots are a great way to win points.

Smashes are fast, hard to return shots that can be used when the ball is popped up by your opponent. Pop ups are usually the result of a poor return on the part of your opponent.

Get in front of a ball that bounces very high, press a spin button and you will automatically execute a Smash. Aim delicately or else the ball will go out.

continued on next page

IN-GAME TRAINING

continued from previous page

★ Focus Shots

Focus Shots are high powered shots that help you counter difficult shots and help you make winning shots.

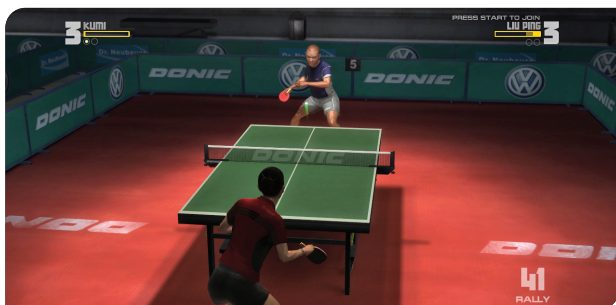
Hold the Right Bumper and use any spin button to execute a Focus Shot. Performing a Focus Shot during game play will deplete your Focus Meter. When you have no Focus available, the shots will not have their full effect.

By default, Full Focus will automatically activate when your character's Focus Meter fills and begins flashing. If you have changed the Game Option "Auto-Activate Full Focus" to Off, then to activate Full Focus, press the left or right trigger. When you are in Full Focus Mode, your meter will begin to steadily deplete and your performance will increase for a short period of time. When this period is over, your meter will advance to the next level. There are 3 levels in total.

★ Counterspin

The safest way to return a shot is to use the same type of spin that is coming at you. This is called Counterspining.

The colour of the spin indicator around the ball corresponds to the actual colour of the controller buttons in the default configuration.



HELP TIPS ★ ★ ★


- Don't rely on one type of shot to succeed. Use combinations of spin for the most effective, damaging shots. These require two buttons, or any diagonal angle on the Right Stick. Performing heavy backspin shots can make your opponent's returns hit the net. Keep your opponent on their toes.
- When returning, try and move your player near the ball before returning it in order to get the most effective return possible. This is particularly useful when smashing a lob.
- Try and maintain your position at the centre of the table. If you're caught off centre or "off the table," your opponent can take advantage of the open table and punish you.
- Don't be afraid to let the opponent make the first mistake. Sometimes defensive play can pay off more than trying to move your opponent around the table or taking risky shots.
- Don't let the opponent stay to one side of the table. Force them to move by hitting towards the side of the table they're not on.
- Soft Shots take speed off the ball, which can cause them to drop short when returned. If done properly a Soft Shot can bounce twice on your opponent's side of the table or trick them into misjudging the shot entirely.
- Although it's not the most effective shot in the game, if you don't know what type of spin is coming at you, just tap the A button to play it safe and you will always keep it on the table.
- Use Soft Shots at opportune moments in a heated rally to throw off your opponent.
- If your opponent likes to use a certain spin such as left or right, send backspin shots at them forcing them to mix up their game.

★ ★ ★ PLAYERS

★ The 11 Table Tennis players represent very different styles of play. Try them all after unlocking them to find which player suits your style.

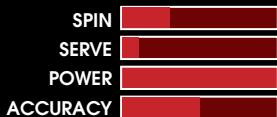


HALEY




Country: USA • **Age:** 21 • **Height:** 5'5" • **Weight:** 125 lbs
Strengths: All-round player, powerful forehand topspin

JESPER



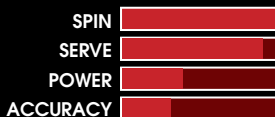
Country: Sweden • **Age:** 34 • **Height:** 6'2" • **Weight:** 240 lbs
Strengths: Long reach, powerful forehand topspin

LIU PING




Country: China • **Age:** 32 • **Height:** 5'9" • **Weight:** 155 lbs
Strengths: Aggressive, powerful forehand topspin

KUMI




Country: Japan • **Age:** 23 • **Height:** 5'2" • **Weight:** 105 lbs
Strengths: Quick feet, good forehand sidespin

JUERGEN



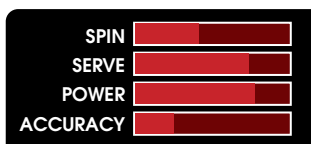
Country: Germany • **Age:** 29 • **Height:** 5'10" • **Weight:** 175 lbs
Strengths: Quick feet, good forehand sidespin

LUC





Country: France • **Age:** 27 • **Height:** 5'11" • **Weight:** 175 lbs
Strengths: Good defense, strong backhand backspin

SOLAYMAN





Country: Egypt • **Age:** 35 • **Height:** 6'3" • **Weight:** 215 lbs
Strengths: Well balanced, strong backhand topspin

CARMEN



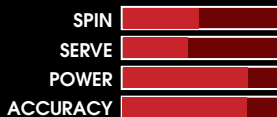
Country: Brazil • **Age:** 25 • **Height:** 5'6" • **Weight:** 130 lbs
Strengths: All-round player, powerful backhand topspin

JUNG SOO




Country: South Korea • **Age:** 23 • **Height:** 6'0" • **Weight:** 190 lbs
Strengths: Good offense, powerful backhand topspin

MARK



Country: England • **Age:** 22 • **Height:** 6'1" • **Weight:** 220 lbs
Strengths: Good offense, powerful forehand topspin


CASSIDY



Country: Ireland • **Age:** 25 • **Height:** 5'7" • **Weight:** 140 lbs
Strengths: Great defense, strong forehand backspin

TOURNAMENT & EXHIBITION

Play through these modes to unlock new characters and items.



TOURNAMENT

In Tournament mode, you play through various circuits against a variety of players in different locations to become champion.



EXHIBITION

In Exhibition mode, you play against individual players in non-ranked matches you set up.

A second player can join at any time by pressing the **START** button on another controller. This will end the current match and bring the players back to the character select page.

NETWORKING OPTIONS

PLAYER MATCH - Participate in an unranked Exhibition Match or Timed Tournament against other players on Xbox Live.

RANKED MATCH - Compete against players of similar skill in officially ranked Exhibition Matches or Timed Tournaments on Xbox Live.

If you would like to jump right into the action, highlight Quick Match and press left/right on the directional pad to choose Exhibition or Tournament. Table Tennis will try to find a game session for you to join. If there are none to join, you will have the option of creating your own game session. Choose Custom Match to set up your search criteria for game sessions to join. Choose Create Match if you would like to set up a game session to your liking. Once you have chosen your game mode, choose the settings for that mode. Options that cannot be modified for that game mode or that do not apply will be greyed out.

GAME MODES:

EXHIBITION - This type of match is a one-on-one contest. The winning margin for this mode is always 2 points.

TIMED TOURNAMENT - This is a round robin tournament that allows players to play everyone else in the tournament in a series of timed matches. Games within the match are to 5 points with a winning margin of 1 point. During timed matches, the user will hear a series of whistle blows indicating the end of the match is approaching. The first whistle is a warning that there are 2 minutes left in the current match of the tournament. The second and final whistle indicates that the match will end when the current point is finished.

PLAYERS - Number of players allowed in the contest. Exhibition can only have 2 players. Timed Tournament can have 4 or 8 players.

GAMES PER MATCH - Number of games that must be won to determine the winner of the match. Applies to Exhibition only.

POINTS PER GAME - Number of points needed to determine the winner of each game. Applies to Exhibition only.

ALLOW SPECTATORS - Allow or disallow users outside of your session to spectate the match within the Table Tennis Network.

PRIVATE SLOTS - Number of slots that you are reserving for players you invite to your gameplay sessions. Not used in Ranked Matches.

POINTS PER SERVE - Number of points that must go by before the service changes. Applies to Exhibition only.

MINUTES - Number of minutes per round in a Timed Tournament.

TABLE TENNIS NETWORK - Watch other players compete in online Exhibition and Tournament matches on Xbox Live.

LEADERBOARDS - Compare your stats and ranking against other Table Tennis players on Xbox Live.

CREDITS

ROCKSTAR SAN DIEGO

*Dedicated to the memory of
Mike Haynes 1972-2005*

DESIGN

Benjamin Johnson Lead Designer
Troy Bowman Online and User Interface
Race Lancaster Design and Level Art

PROGRAMMING

Wil Paredes Technical Director/
Lead Programmer
Kevin Baca Online Programmer
Mark Beazley Programmer
Joshua Breindel Senior Audio
Programmer/Audio Engine
Nathan Carlin Physics Programming
Alexander Ehrath Character Effects
and System Programmer
Wolfgang Engel Character Shaders
Charles T. Eubanks Animation
Programmer
Michael Alexander Ewert Cloth Simulation
John Gierach Online Programmer
Randy Hsiao Programmer
Jeremy Jessup Programmer
Kevin Luckerson Gameplay and
AI Programmer
James Miller Animation Programmer
Chris Mizerak Programmer
Ken Murfitt Programmer
Ron O'Hara Cloth and Graphics
Optimizations
Ben Padget Graphics Programmer
Steve Reed Senior Graphics
Programmer/Optimizations
Kevin Rose Tools Programmer
Brandon Thornton Replay and
Animation Programmer

ART

Joseph Pileski Lead Artist
Ted Bradshaw Art Director
Jason Castagna Character Art Director
James Graham Technical Artist
Ryan Broley 3D Environment Artist
Matt Clyne 3D Environment Artist
Ben Herrera 3D Character Artist
Patrick Jamaa 3D Environment Artist
Jerome Lacote UI Artist
Deanna Vye 3D Environment Artist
Todd Moulton UI Artist/Cameras
Ryan Pearo Junior Artist

Raphael Phillips 3D Character Artist
Marshall Ross Senior UI Artist
Joshua Bass 3D Character Artist

ANIMATION

Ferdinand Fontanilla Lead Animator
Kirk Cumming Senior Animator
Terri-Kim Chuckry Animator
Josh Lange Animator
Kyu Lee Animator

Additional Art Support

Marcellus Barnes 2, Eric Lin, Ron
Suverkrop, Jun Choi, Sangsoon Park

AUDIO

Jeffrey R. Whitcher Lead Sound Designer
Christian Kjeldsen Sound Designer
Corey Ross Sound Effects Editor

PRODUCTION

Darion Lowenstein Producer
Adrian Castaneda Associate Producer

STUDIO SUPPORT

RAGE

Eugene Foss Lead Programmer
Ted Carson Technical Director
David Etherton Sr. Technical Director
Derek Tarvin Producer
Kirk Boornazian Designer
Michael Erickson Assistant Producer
Mike Haynes Sr. Programmer
Todd LeMoine Programmer
Chris Perry Programmer
Russ Schaaf Sr. Programmer

Additional Programming

Alex Champandard, Clemens Beer,
Wolfgang Deutsch, Rachel Heck, Lucas
Kovar, David Mondelore

Studio Management

Alan Wasserman Director of
Development
Steve Reed Chief Technical Officer
Daren Bader Creative Director
Joshua Bass Art Department Director

QA Team

Adam Hernandez QA Manager
Michael Crespo QA Supervisor

QA Leads

Ryan Dormanesh, Bob Salzano

CREDITS

QA Analysts

Justin Bushman, Neil Carter, Art Fernandez, Levi Hill, Danielle Homer, Tom Kane, Megan King, Chris Lopez, Dan Pearo, Tyler Riojas, Aaron Robuck, Stephen Russo, Troy Schram, Joe Soler, Jason Umbreit, Bradley Willson

Support

Michael Mattes, Dave Counts, Paul Anderson, Marie Cote, Sarah King, Evaleen Bakeman-Alvarez, Jennifer Sole

ROCKSTAR NYC

Executive Producer

Sam Houser

VP of Creative

Dan Houser

Art Director

Alex Horton

Visualization Director

Steven Olds

Chief Technology Officer

Gary J. Foreman

Associate Producer

Josh Needelman

Director of Quality Assurance

Jeff Rosa

Senior Lead Analyst

Lance Williams

Lead Analyst

William Rompf

Rockstar Test Team

Christopher Mansfield, Sean Flaherty, Rich Huie, Adam Stennett, Brian Alcazar, Devin Smither, Adam Tetzloff, Brian Planer, Chris Choi, Chris Plummer, Gene Overton, Jameel Vega, Mike Hong, Crystal Bahmaie, Ethan Abeles, Jay Capozello, James Dima, Lee Cummings, Marc Rodriguez, Michael Fleizach, Mike Nathan, Tamara Carrion

Business Development Director

Sean Macaluso

Soundtrack Supervisors

Ivan Pavlovich, Andi Hanley

PRODUCTION

Production Supervisor

Kerry Shaw

Supervising Sound Editor

Nicholas Montgomery

Production Team

Rod Edge, Eli Weissman, Kerry Shaw, John Zurhellen, Francesca Clemens, Peter Adler, Caleb Oglesby, Anthony Carvalho, Robert Karol, Phil Poli, Jaesun Celebre, Anthony Litton, Ian Styne

VOICES

Clark Saturn - Juergen
Guenia Lemos - Carmen
Hara Kang - Jung Soo
Heather O'Neill - Cassidy
Jackson Loo - Liu Ping
Jerome Lacote - Luc
Kerry Butler - Haley
Leroy McClain - Mark
Patrik Andersson - Jesper
Sam Younis - Solayman
Seiko Higuma - Kumi
Justin Link - Announcer

Casting by

Bernard Telsey Casting

MOTION CAPTURE

Talent

Arturo Shiu, Aubrey Levy, Barry Dattel, Benjamin Hersey, Benny Kuchero, Biba, Caleb Scott, Jamaa Williamson, Jamie Hector, Joe Holt, John Tartaglia, Johnny Pruitt, Jonathan Sale, Katty Biscone, Lily Yip, Mark Hazinski, Renata Peluchova, Ryan Shogren, Svetlana Panich, Tamala Horbianski, Thomas Vergow, Wally Green, Will Janowitz

Casting by

Judy Henderson & Associates Casting

Motion Capture Direction

Alex Horton, Ferdinand Fontanilla, Benjamin Johnson

Motion Capture Supervision by

Kerry Shaw

Facial Animation by

Image Metrics PLC

Motion Capture Recorded & Processed by

Perspective Studios

Equipment Rental

Barry Dattel, Lily Yip Sports, Inc.

CREDITS

ROCKSTAR NYC

(continued)

PUBLISHING TEAM

Terry Donovan, Jenefer Gross, Jennifer Kolbe, Devin Winterbottom, Laura Paterson, Hosi Simon, Adam Tedman, Paul Yeates, Bill Woods, Dave Kim, Michael Elkind, Justin Hills, Kath Horton, Daniel Einzig, Gauri Khindaria, David Santana, Mike Cala, Marlene Yamaguchi, Brian Noto, Stanton Sargeant, Jordan Chew, Ryan Rayhill, Devin Bennett, Todd Zuniga, Maria Tabia, Anthony Carvalho, Peter Adler, Lionel Tollemache, Andrea Borzuku, Greg Lau, Futaba Hayashi, Daisuke Taoka, Jerry Luna, Job Stauffer, Alice Chuang, Mike Torok, Mayumi Kobayashi, Elizabeth Satterwhite, Nick Giovannetti, Bruce Dugan, Russell Lewis, Sean Mackenzie, Jean Moncada, Pete Shima, Megan Henretta, Angus Wong, Rowan Hajaj, Kristine Severson, Harry Allen, Rodney Walker

ROCKSTAR LINCOLN

Mark Lloyd, Kit Brown, Matt Hewitt, Steve Bell, Andy Webster, Sergio Russo, Jason Trindall, Nathan Buchanan, Dave Lawrence, André Mountain, Rob Dunkin, Jon Gittus, Dave Fahy, Chris Bengner, Alessandro Macilenti, Breogan Zazpe Tejedor, Naomi Long, Carola Berens

ROCKSTAR LONDON

Neil Stephen, Nijiko Walker, Lucien King, Andrew Forrest, Hugh Michaels, David Manley, Nick Walker, Hamish Brown, Amy Curtin, PJ Sim, CJ Gibson, Chris Madgwick, Maike Köhler, Shino Hori, Laura Battistuzzi, Heloise Williams, Jaz Banzi, Marie Bailey, Richard Barnes, James Crocker, Hal Udell, Jordan Fisher, Ben Sutcliffe, Tuukka Taipalvesi, Jürgen Mol, Graham Ainsley, David McCarthy, Chris Wood, Alan Jack, Melanie Clark, Paul Nicholls

EUROPEAN PUBLISHING TEAM

Heinz Henn, James Ellingford, Serhad Koro, Anthony Dodd, Jon Broadbridge, Mark Lugli, James Crocker, Sarah Seaby, Corinne Herbault, Nasko Fejza, Emmanuel Trambais, John Gordon, Jochen Till, Zoran Roso, Jochen Färber, Jan Sturm, Alexander Harlander, Sandra Dosch, Frank Blum, Warner Guinée, Onno Bos, Giovanni Oldani, Fabio Gusmaroli, Monica Puricelli, Federico Clonfero, Cristiana Colombo, Barbara Ruocco, Jose Antonio Muñoz-Calero, Raquel Garcia Gonzales, Sandra Melero, Ana Lafuente, David Powell, Ben Seccombe, Gabby Fitzgerald, Leigh Harris, Simon Ramsey

MUSIC CREDITS

"Akiinom"

ARIL BRIKHA

Written by A. Brikha
Published by Art Of Vengeance Music
© 2006 Art Of Vengeance Music
Courtesy of Art Of Vengeance Music
www.myspace.com/anilbrikha

"Alive"

D'MALICIOUS

Written by M. Nordgren
Published by Peo Stromberg
© 2004 Wave Music
Courtesy of Wave Music
www.wavemusic.com

"Another Tricky One"

LEGA

Written by L. Pugliese
Published by Rhythmic Inc.
© 2005 Intrinsic Design
Courtesy of Rhythmic Inc.
www.rhythmicnyc.com

"Anytime Soon (Instrumental)"

BLU MAR TEN

Written by L. Wyndham, C. Marigold
Published by Copyright Control
© 2006 Blu Mar Ten
Courtesy of Blu Mar Ten
www.blumarten.com

"Artoo"

ARIL BRIKHA

Written by A. Brikha
Published by Art Of Vengeance Music
© 2006 Art Of Vengeance Music
Courtesy of Art Of Vengeance Music
www.myspace.com/anilbrikha

"Birth of 3000"

LOS HERMANOS

Written by M. Banks
Published by Mad Mike Music/Submerge Music
© 2004 Submerge Recordings
Courtesy of Submerge Recordings
www.submerge.com

"Chica Wappa (Mejor Edit)"

ALEX SMOKE

Written by A. Menzies
Published by SPG Publishing UK Ltd./EMI Music Publishing
© 2005 Soma Recordings Ltd.
Courtesy of Soma Recordings Ltd.
www.somarecordings.com

"City Slicker"

ARIL BRIKHA

Written by A. Brikha
Published by Art Of Vengeance Music
© 2006 Art Of Vengeance Music
Courtesy of Art Of Vengeance Music
www.myspace.com/anilbrikha

"Coloratura"

BLU MAR TEN

Written by L. Wyndham, C. Marigold
Published by Copyright Control
© 2000 Blu Mar Ten
Courtesy of Blu Mar Ten
www.blumarten.com

"Deadline"

T-QUEST

Written by T. Quest, T. Hades
Published by News Publishing
© 2005 N.E.W.S.
Courtesy of LUPP Records/N.E.W.S.
www.news.be

"Dispierta"

LEGA

Written by L. Pugliese
Published by Rhythmic Inc.
© 2005 Intrinsic Design
Courtesy of Rhythmic Inc.
www.rhythmicnyc.com

"Dominus"

PARALLEL 9

Written by S. Rachmad
Published by Copyright Control
© 2005 N.E.W.S.
Courtesy of Music Man Records/N.E.W.S.
www.musicmanrecords.net

"Dry Touch"

LEGA

Written by L. Pugliese
Published by Rhythmic Inc.
© 2006 Intrinsic Design
Courtesy of Rhythmic Inc.
www.rhythmicnyc.com

"Fiber Optix (The Jacky Brown Optix Mix)"

STEPHEN BROWN

Written by S. Brown
Published by Transmat Mayday Music
© 2006 Transmat Music
Courtesy of Transmat Music
www.derrickmay.com

MUSIC CREDITS

"Fortnight"

BORUT MARGON

Written by B. Margon
Published by Dense Music
© 2006 WaveTec/Wave Music
Courtesy of Wave Music
www.wavemusic.com

"Gravity"

FRED NASEN

Written by F. Nasen, D. Andreas
Published by News Publishing
© 2005 N.E.W.S.
Courtesy of Visitor Records/N.E.W.S.
www.frednasen.com

"In Deeper Presence"

LOS HERMANOS

Written by G. Mitchell
Published by Mad Mike Music/Submerge Music
© 2004 Submerge Recordings
Courtesy of Submerge Recordings
www.submerge.com

"Intervals"

ENVOY

Written by H. Grant, D. Hill
Published by SPG Publishing UK Ltd./EMI Music Publishing
© 2004 Soma Recordings Ltd.
Courtesy of Soma Recordings Ltd.
www.somarecords.com

"Lose Your Mind"

FRED NASEN

Written by F. Nasen, D. Andreas
Published by News Publishing
© 2005 N.E.W.S.
Courtesy of Visitor Records/N.E.W.S.
www.frednasen.com

"Lost In Sound"

ALEX SMOKE

Written by A. Menzies
Published by SPG Publishing UK Ltd./EMI Music Publishing
© 2005 Soma Recordings Ltd.
Courtesy of Soma Recordings Ltd.
www.somarecords.com

"Loup Garou"

D'MALICIOUS

Written by M. Nordgren
Published by Peo Stromgren
© 2003 Wave Music
Courtesy of Wave Music
www.wavemusic.com

"Megahurtz"

LEGA

Written by L. Pugliese
Published by Rhythmic Inc.
© 2005 Intrinsic Design
Courtesy of Rhythmic Inc.
www.rhythmicnyc.com

"Mezmorized"

TIM BAKER

Written by T. Baker
Published by Realhaus Music
© 2006 Real Estate Records
Courtesy of Real Estate Records/
Elephanthaus Records
www.realestaterecords.com

"Motion Construct"

WILLIE GRAFF & T. TAURI

Written by W. Graff, T. Tauri
Published by Dense Music
© 2006 Wave Music
Courtesy of Wave Music
www.wavemusic.com

"My Planet Rocks"

A:XUS

Written by A. Bascom
Published by 33 RPM
© 2000 Guidance Recordings Inc.
Courtesy of Guidance Recordings Inc.
www.33rpm.com

"Now & Then"

LEGA

Written by L. Pugliese
Published by Rhythmic Inc.
© 2006 Intrinsic Design
Courtesy of Rhythmic Inc.
www.rhythmicnyc.com

"Open The Door"

FLOPPY SOUNDS

Written by R. Rives
Published by Dense Music
© 2004 WaveTec/Wave Music
Courtesy of Wave Music
www.wavemusic.com

"Our Future"

MORPH

Written by D. Wild, D. Ferrer
Published by Geometric Music (BMI)/Dennis Ferrer Music
© 1993 Synewave Records
Courtesy of Damon Wild and Dennis Ferrer
www.myspace.com/damonwild
www.myspace.com/dennisferrer

"Pluto"

A:XUS

Written by A. Bascom
Published by 33 RPM
© 2000 Guidance Recordings Inc.
Courtesy of Guidance Recordings Inc.
www.33rpm.com

MUSIC CREDITS

"Prey For Peace"

ARIL BRIKHA

Written by A. Brikha
Published by Art Of Vengeance Music
© 2005 N.E.W.S.
Courtesy of Music Man Records/N.E.W.S.
www.news.be

"Quo Vardis"

G-MAN

Written by G. Varley
Published by Swim~/Warner Chappell Music
© 1995 Swim~
Courtesy of Swim~
www.swimhq.com

"Rejoice"

TIM BAKER

Written by T. Baker
Published by Realhaus Music
© 2006 Real Estate Records
Courtesy of Real Estate Records/
Elephanthus Records
www.realestaterecords.com

"Resurrection"

LOS HERMANOS

Written by G. Mitchell
Published by Mad Mike Music/
Submerge Music
© 2004 Submerge Recordings
Courtesy of Submerge Recordings
www.submerge.com

"R-Theme"

DERRICK MAY

Written by D. May, D. Wynn
Published by Transmat Mayday Music/
Zomba Songs Inc.
© 1987 Transmat Music
Courtesy of Transmat Music
www.derrickmay.com

"Solare Flare"

COSMIC TWINS

Written by D. May, F. Kevorkian
Published by Transmat Mayday Music/
Dense Music
© 2006 WaveTec/Wave Music
Courtesy of Wave Music
www.wavemusic.com

"Substrata"

VECTOR LOVERS

Written by M. Wheeler
Published by SPG Publishing UK Ltd./EMI
Music Publishing
© 2005 Soma Recordings Ltd.
Courtesy of Soma Recordings Ltd.
www.somarecords.com

"Synchronicity"

A:XUS

Written by A. Bascom
Published by 33 RPM
© 2000 Guidance Recordings Inc.
Courtesy of Guidance Recordings Inc.
www.33rpm.com

"To Begin"

ARIL BRIKHA

Written by A. Brikha
Published by Art Of Vengeance Music
© 2006 Art Of Vengeance Music
Courtesy of Art Of Vengeance Music
www.myspace.com/arilbrikha

"Trauma"

BLU MAR TEN

Written by L. Wyndham, C. Marigold
Published by Copyright Control
© 2002 Blu Mar Ten
Courtesy of Blu Mar Ten
www.blumarten.com

"Variable"

LEGA

Written by L. Pugliese
Published by Rhythmic Inc.
© 2006 Intrinsic Design
Courtesy of Rhythmic Inc.
www.rhythmicnyc.com

"Ventris"

PARALLEL 9

Written by S. Rachmad
Published by Copyright Control
© 2005 N.E.W.S.
Courtesy of Music Man Records/N.E.W.S.
www.musicmanrecords.net

"Whynot"

ARIL BRIKHA

Written by A. Brikha
Published by Art Of Vengeance Music
© 2006 Art Of Vengeance Music
Courtesy of Art Of Vengeance Music
www.myspace.com/arilbrikha

"Wrong Turn"

TIM BAKER

Written by T. Baker
Published by Realhaus Music
© 2006 Real Estate Records
Courtesy of Real Estate Records/
Elephanthus Records
www.realestaterecords.com

THANKS

SPECIAL THANKS

Shannon Haynes, Aaron Rix, Bryan Musson, Jason Dickson, George Lancaster, Rick Gonzales, Tina Hou, Kelly Tofte, Adrian Tomlin, Quentin Miller, Tae Woo Roh, Stewart Spilkin, Larry Thoman, Mike Gleicher, Tobias Sicheritz, The Fredster, Narns, Alan, The Ruks, Red, Big Foot, Rita Liberator, Elliot Torres

THANKS

Barry Dattel, Ben Nisbet, Chris Burner, JJ Adler, Larry Thoman, Lauren Anderson, Lily Yip, Michael Bachtler, Robert Blackwell, Tommy Perkins, Wally Green,

Veronica Beckman, Aurelie Brambilla-Cotugno, Aril Brikha, Richard Brown, Mike Bryant, Alex De Maegd, Dennis Ferrer, Birgit Hoepfner, Daniel Hoops, Francois Kevorkian, Rod Kotler, Michael Lau, Ade' H. Mainor, Chris Marigold, Derrick May, Colin Newman, Dave Pettigrew, Mark Schwartz, Damon Wild, Christian Wiseman, Leo Wyndham, Art Of Vengeance, Blu Mar Ten, Guidance Recordings, N.E.W.S. Records, Real Estate Records, Rhythmic Inc., SOMA Recordings, Submerge Recordings, Swim-, Synewave Records, Transmat Music, Wave Music

LEGAL

Uses Bink Video Technology. © 1997-2007 by RAD Game Tools, Inc.

The adidas word mark, the Three-Stripes trademark and the Trefoil Logo are the property of adidas-Salomon AG.

The Andro name & logo are trademarks of Andro and used under license to Rockstar Games Inc.

The Butterfly name and logo are trademarks of Tamasu Co. Ltd. and used under license to Rockstar Games Inc.

The DONIC® name & logo are trademarks of DONIC GmbH and used under license to Rockstar Games Inc.

The JOOLA® name & logo are trademarks of JOOLA Tischtennis GmbH & Co. Kg and used under license to Rockstar Games Inc.

The Nittaku name & logo are trademarks of Nippon Takkyu Co., Ltd. and used under license to Rockstar Games Inc.

The Yasaka name & logo are trademarks of Yasaka Co., Ltd. and used under license to Rockstar Games Inc.

The Killerspin name & logo are trademarks of Killerspin, LLC and used under license to Rockstar Games Inc.

The Tibhar name & logo are trademarks of TIBHAR Tibor Harangozo GmbH and used under license to Rockstar Games Inc.

Volkswagen trademarks and copyrights are used with permission of the owner Volkswagen AG.

The Dr. Neubauer name & logo are trademarks of Dr. Neubauer GmbH and used under license to Rockstar Games Inc.

The USA TT name & logo are trademarks of the USA Table Tennis Association and are used under license to Rockstar Games Inc.

The Newgy & Robo-Pong names & logos are registered trademarks of Newgy Industries, Inc. and are used under license to Rockstar Games Inc.

The Paddle Palace name & logo are trademarks of Paddle Palace Table Tennis Co. and are used under license to Rockstar Games Inc.

The Doublefish name & logo are trademarks of Doublefish and are used under license to Rockstar Games Inc.

PARTNERS

Thank you to the partners below
who have provided their support.



Wally Green is sponsored by Rockstar Games for the
2006 ITTF pro tour.

Web: THEWALLYGREENEFFECT.COM

Email: wallygreennyc@aol.com

CUSTOMER SUPPORT

TECHNICAL SUPPORT

If you are experiencing problems with the running of one of our titles, you may contact our Technical Support staff in one of several ways:

Before contacting Technical Support, please be prepared. In order to assist you as efficiently as possible, please describe the circumstances, including any error messages, of your problem as clearly as possible.

OUR TECHNICAL SUPPORT CONTACT DETAILS

Post Take-Two Interactive Technical Support
 Unit A, Sovereign Park
 Brenda Road
 Hartlepool
 TS25 1NN

Telephone (0870) 1242222 / calls charged at the national rate
 (7 days a week from 8am to 10pm (GMT) excluding bank holidays)
 Nederland 0900-2040404 (EUR 0,70ct p/m)
 België 0902-88078 (EUR 0,74ct p/m)

Fax (01429) 233677

E-mail tech.support@take2europe.com

AUSTRALIA AND NEW ZEALAND CUSTOMERS ONLY TECHNICAL SUPPORT:

If you are experiencing problems with the running of one of our titles, you may contact our Technical Support staff in one of several ways:

Before contacting Technical Support, please be prepared. In order to assist you as efficiently as possible, please describe the circumstances, including any error messages, of your problem as clearly as possible.

Australia: 1902 262 606 calls charged at \$2.48 +GST per minute (higher from public phones and mobiles)

New Zealand: 0900 54263 call cost \$1.99+GST per minute.

Check with whomever pays the bill before calling.