

MARATHON® LIQUID SKIN PROTECTANT

Product Information Data Sheet

FOR EXTERNAL USE ONLY

Product Description:

Marathon® Liquid Skin Protectant is a non-cytotoxic (not harmful to the body) cyanoacrylate based, rapid drying, liquid barrier film for the protection of the skin. It is applied as a liquid and dries, within a minute, adhering to the contours of the skin to form a transparent flexible film. Marathon® Liquid Skin Protectant will wear off, naturally, as the skin regenerates. The applicator and packaging are sterilized.

Intended Use:

- Marathon® Liquid Skin Protectant is intended to protect intact or damaged skin from the effects of moisture, friction, (rubbing) or shear (tearing).

Indications For Use:

- Marathon® Liquid Skin Protectant helps protect skin exposed to irritation from moisture such as urine, feces, digestive juices, perspiration and wound drainage.
- Marathon® Liquid Skin Protectant can also be used in areas that are exposed to friction and shear from bedding, clothing, shoes, or any material that would rub against the skin.
- Marathon® Liquid Skin Protectant helps protect the skin against irritation caused by adhesive products.

Contraindications:

- Do NOT apply directly to deep, open, or bleeding wounds.
- Do NOT apply to chronic wounds (persistent or unhealing wounds).
- Do NOT apply to second or third degree burns.
- Do NOT apply to infected areas.

Instructions For Use:

- Clean and dry the skin (Remedy Antimicrobial or Foaming Cleanser is suggested) before applying Marathon® Liquid Skin Protectant. Make sure that the skin is thoroughly dry and that all traces of moisturizers, lotions, lotion soaps or lanolin are removed from the application site.
- Protect any sensitive areas, such as stomas and mucous membranes (e.g. the gums and inside of mouth).
- Remove the applicator from the packaging. While holding the applicator upright (with the sponge tip to the top), firmly squeeze between the finger and thumb to crush the sealed inner tube.

Correct Activation:

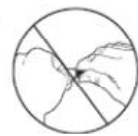


One handed method

When two hands are needed

INCORRECT ACTIVATION:

DO NOT try to bend or snap the tube to activate.



- Turn the applicator upside down and wait for 5 seconds while the Marathon® Liquid Skin Protectant soaks through the sponge tip. Gently squeezing the tube will speed up this process, but be cautious of oversqueezing.
- As soon as the sponge is wet, slowly spread the Marathon® Liquid Skin Protectant, gently and evenly, to form a thin transparent coating. Ensure that the desired area is completely covered and extends at least an inch (2.5cm) beyond the affected region.



- If Marathon® Liquid Skin Protectant is used at room temperature it will dry within a minute. Some people may feel a temporary warming sensation as the cyanoacrylate dries.
- Do not overapply or rub the Marathon® Liquid Skin Protectant in like a cream as the coverage will not be as effective and the warming sensation will be increased. It is most effective when the coating is paper-thin.
- Ensure that Marathon® Liquid Skin Protectant has dried, completely, before covering with clothes, applying adhesive products such as tapes and dressings, or incontinence products.
- Marathon® Liquid Skin Protectant naturally wears off over 1-3 days depending on skin type and activity level. Inspect the film regularly and if any cracking or flaking appears, apply another layer on top, until the area is completely covered once again. It is not necessary to remove the cracked and flaking layer, however, if it is applied too frequently excess build-up will lead to a thick inflexible film.
- One Marathon® Liquid Skin Protectant applicator will cover an area of approximately 4 in x 4 in (10 cm x 10 cm).
- Do not use cleansers that leave a protective barrier, such as dimethicone, petrolatum, mineral oil, etc.

Warnings:

- If irritation or pain develops (redness, inflammation, heat, and change in skin color) immediately discontinue product use. If irritation persists, seek medical attention.
- If Marathon® Liquid Skin Protectant is applied to a moist skin surface it will set very rapidly and a noticeable, but temporary warming sensation will be felt.
- Do not use under drug delivery patches.
- Avoid contact with mucous membranes such as the eyes and mouth.
- Keep out of reach of children.

Precautions:

- Marathon should dry for at least one minute before coming into contact with skin or other materials, to avoid unintentional adherence.

Adverse Reactions:

- If Marathon® Liquid Skin Protectant enters the eye immediately flush with lukewarm water. Do not rub, or try to separate the eyelids. Seek medical attention.
- If Marathon® Liquid Skin Protectant accidentally contacts an open wound, flush with warm tap water. Removal is not necessary.
- If the skin or other materials become stuck to the area, gently roll apart to separate. If unable to separate easily, seek medical attention.
- If pain occurs, and persists, seek medical attention.

Removal:

- Excess Marathon® Liquid Skin Protectant can be removed before it dries by wiping with a clean tissue. Once it has dried, unwanted cyanoacrylate can be softened with petroleum jelly and removed. It will naturally wear off within 1-3 days as the skin renews itself.

Storage:

- For best results, store Marathon® Liquid Skin Protectant in a cool, dry place. Avoid high humidity and excessive heat.
- For shelf life refer to expiration date on product.

Contents:

- Each applicator contains 0.5g of a cyanoacrylate blend formulation.
- Each box contains either 5 or 10 applicators of Marathon® Liquid Skin Protectant.

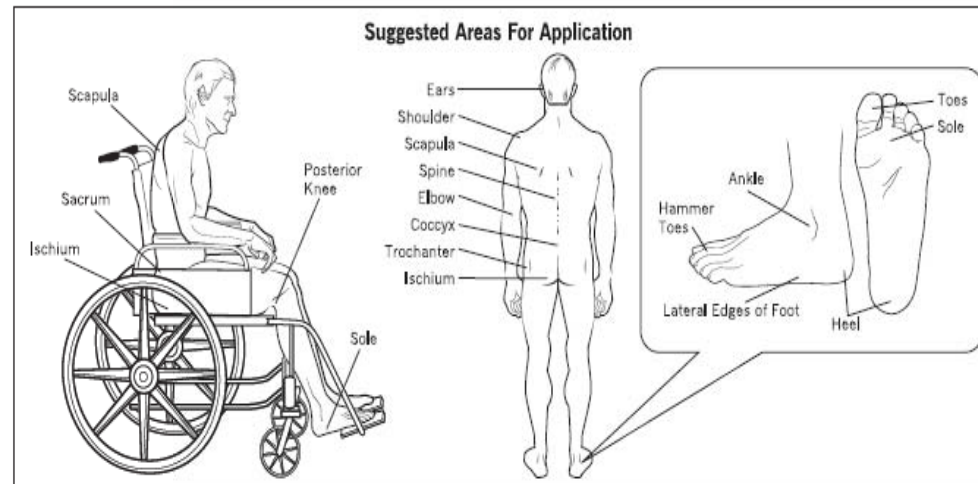
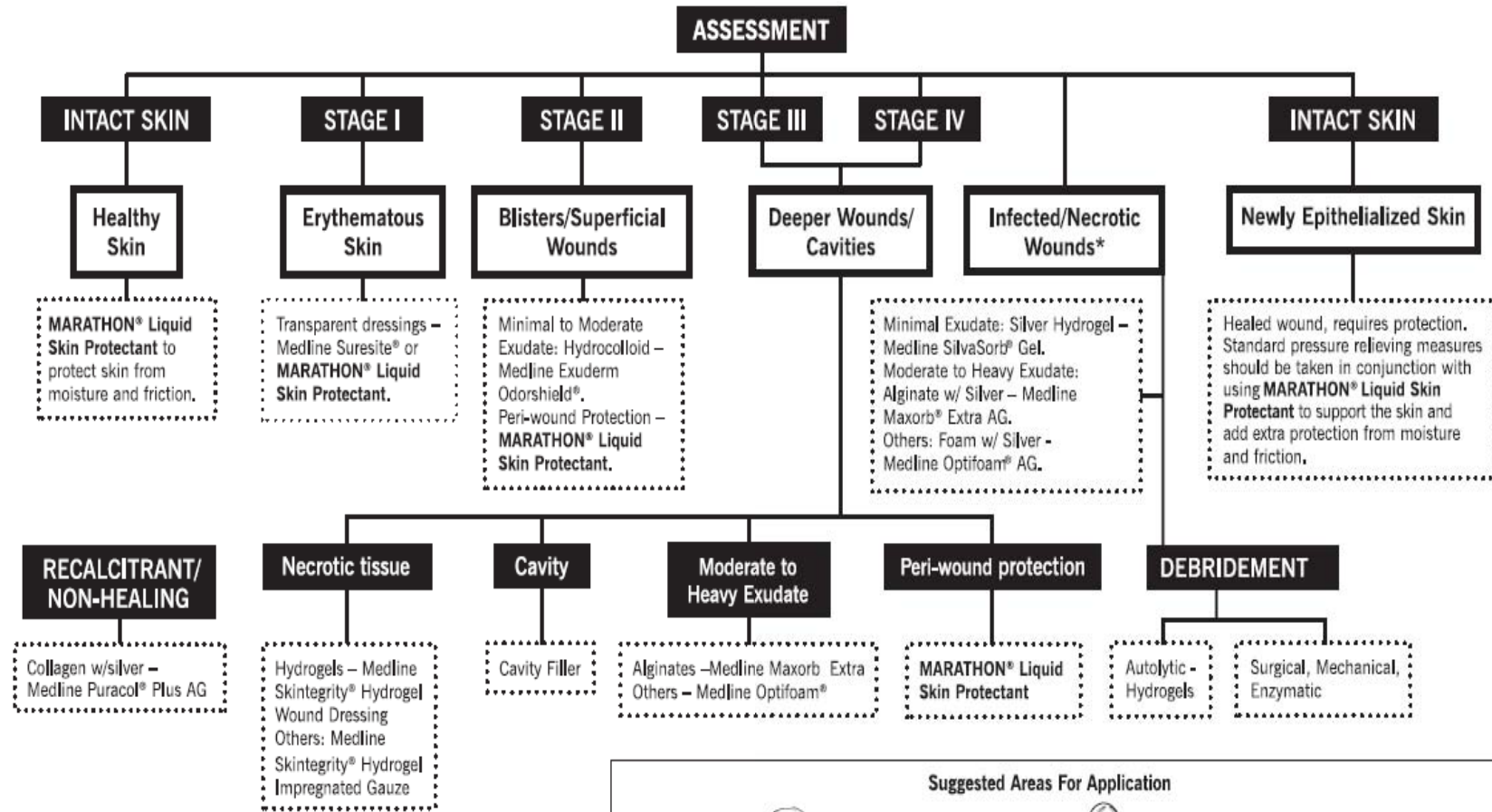
Disposal:

- Throw away the applicator into standard waste after use.

1-800-MEDLINE (1-800-633-5463)
www.medline.com/woundcare
Medline and Marathon are registered trademarks of Medline Industries, Inc.,
Made in UK for: Medline Industries, Inc.,
Mundelein, IL 60060 USA RC10MLG

WOUND MANAGEMENT/PRODUCT USE ALGORITHM

To determine the adequacy of the treatment plan, pressure ulcers should be monitored at every dressing change and reassessed at least weekly. Depending on the goal of care, re-evaluation of the treatment plan should occur when the condition of the patient or the wound changes. (AHCPR recommendation)



*When the cause of infection is being treated in parallel by medical professionals. The dressings named in this algorithm are examples of those that could be used, and not an exhaustive list of all the dressings available.

Exuderm Odorshield, Marathon, Maxorb, Optifoam, Puracol, Skintegrity and Suresite are registered trademarks of Medline Industries, Inc. Silvasorb is a registered trademark of Acrymed, Inc.