

SMART WATCH

Operation Guide



One smart watch
Born for sports
Witnessing 'life lies in motion'

Specification config and functions

Standard configuration

MTK Smart wearable system
MT250C Professional
GSM 850/900/1800/1900MHz
1.22" ISP/TFT Display
RGB240x204 Pixels
G+F Capacitive touchscreen
2.5D Touch panel
4P mini USB magnetic port
(Data/Charging/Software)
Bluetooth 4.0
Headphone / Spéaker (2in1)
Microphone, Vibration motor

Stainless steel watch buckle
Al-Ma alloy charging port
Body 46.0 x 46.0 x 11.5mm
Weight 50.0g

Sports watch functions

Weather, UV intensity,
temperature, altitude,
Atmospheric pressure,
pedometer,
heart rate monitoring,
Sedentary reminder,
sleep monitoring.....

Professional configuration

Multi-function Digital crown
G-sensor
Heart rate sensor
UV sensor
Barometer (altitude) sensor
Temperature sensor

Smart watch functions

Bluetooth dial / call / answer
Synchronous call record
Bluetooth music,
Remote camera
Mobile phone anti lost
SMS pushing.....

Material and processing


Al-Ma alloy Watch case
Al-Ma alloy Digital crown
Al-Ma alloy on-off button
Silicone sports watch strap

Wrist phone functions

Mobile phone call, SMS,
Recording, Stopwatch,
Alarm clock, Calendar
Music, Calculator.....

Standard accessory

Sport Smart Watch	x 1
Magnetic charging port	x 1
Operation guide	x 1
Handy screw driver	x 1



Operation guide



Screw driver



Sport Smart Watch

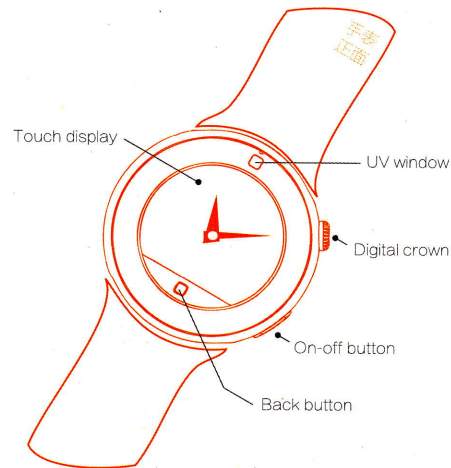


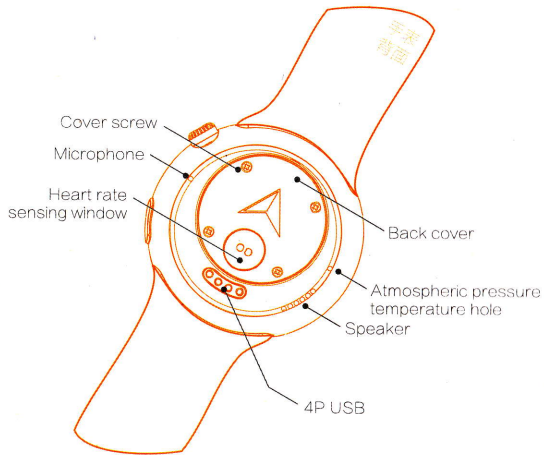
Charging port

Safety Notice

1. To keep this product & accessories away from young children, to avoid any accident.
2. Drive safely, to keep both hands on steering wheel when driving, use hands free mode or Bluetooth headset if need to answer phone call.
3. If take flight, please switch off the watch or use flight mode.
4. Please do not use this product to make phone call near gas station, chemical factory, mining fields, chemical factory or other sensitive areas.
5. Only institute or staff authorized by our company could disassemble or repair this product. Disassembling or repairing unauthorized may bring damage to the product and can be risky, also it will invalidate the warranty.
6. This watch may get a little warm when charging, which is normal.
7. The efficiency (standby time and usage time) of the internal battery may vary due to different usage or network conditions.
8. The tele-communication signal may be influenced by external strong electric wave, and the call quality may be influenced for very short time.
9. This product is of IP67 waterproof design. Due to environment factors being complicated, please try avoid product being submerged under water or placed/used in hot humid environment.
10. The images in this user guide are for reference only, some picture may not be exactly same as the product, please refer to the actual product as final. If you find any mismatch in the user guide, or if you have any question/comments, feel free to contact our after sales service center.


Product overview





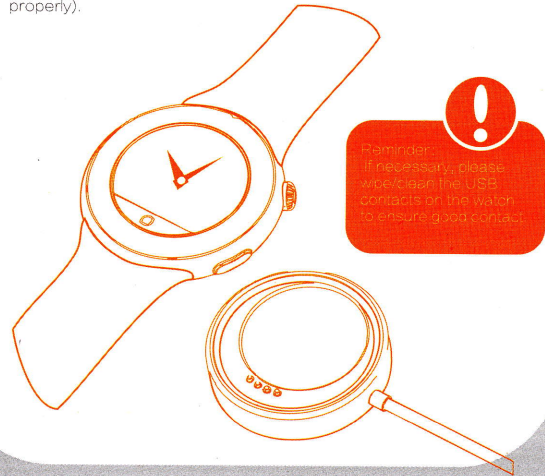
To insert SIM card

When the product is switched off, use provided screw driver to open the back cover, then insert mini SIM card.



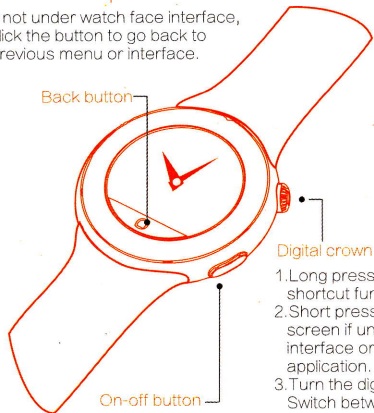
Charging & Data transfer

This product uses magnetic port for charging & data transfer. If you need to charge this product or transfer data, just get bottom of this watch close to the magnetic port, that's all you need to do. (if necessary, please check whether the two are connecting properly).



Button operation

If not under watch face interface, click the button to go back to previous menu or interface.



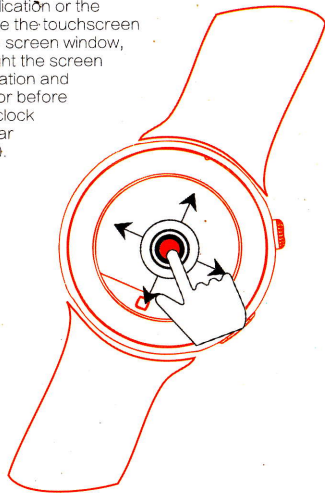
On-off button
press & hold digital crown to power on/off, and short press to turn on/off screen.

Digital crown

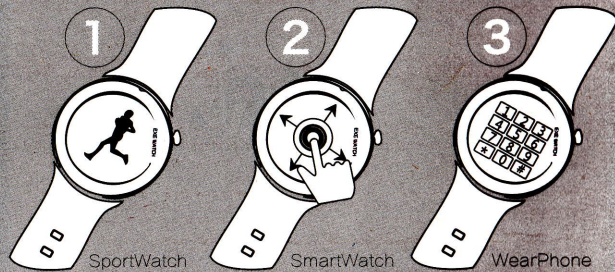
1. Long press to activate shortcut function.
2. Short press to turn on/off screen if under watch face interface or to start/pause application.
3. Turn the digital crown to Switch between watch faces, Zoom in/out App Icons, Turn page to view menu, Rotate to adjust parameters.

Touch screen operation

In the function application or the settings menu, slide the touchscreen to up/down/left the screen window, slide from left to right the screen can exit the application and return on a menu or before windows until the clock dial interface (similar to the back button).



Crossover hightech watch, 3 in 1

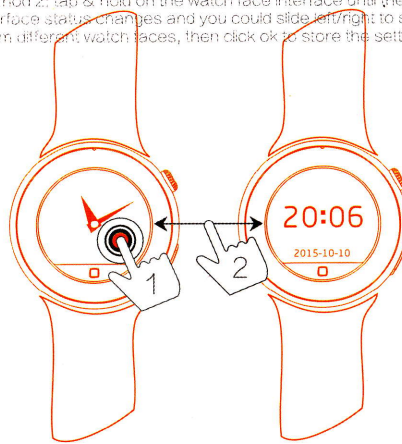


Switch watch face

This watch provides different types of watch faces. You could select & quickly switch between the ones you like.

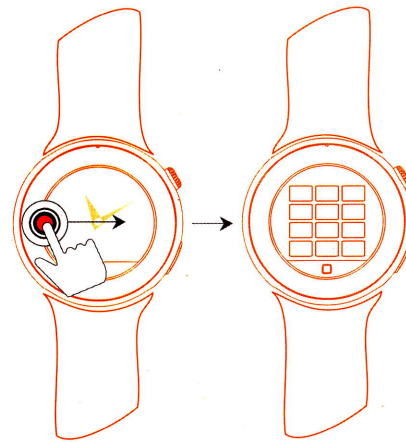
Method 1: turn the digital crown to select the watch face you like, the system will automatically store your choice.

Method 2: tap & hold on the watch face interface until the interface status changes and you could slide left/right to select from different watch faces, then click ok to store the setting.



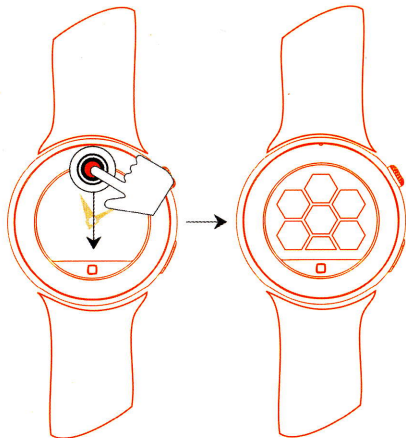
Quick dial

Under clock interface, slide from left to right on the touch screen to activate quick dial shortcut.



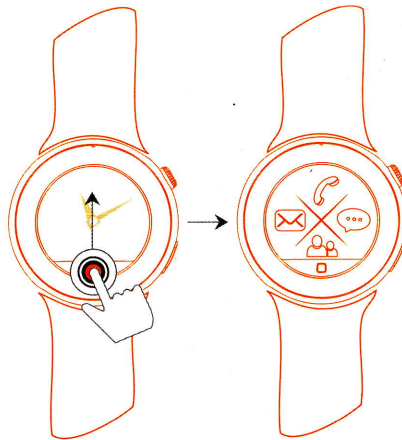
Setting panel

Under clock interface, slide from up to down on the touch screen to enter function control & setting panel.



Application menu

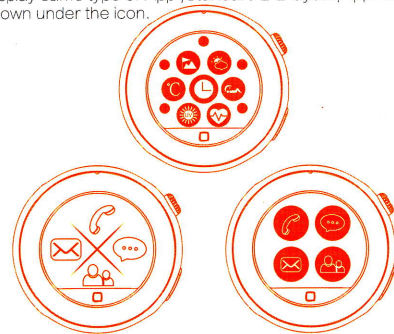
Under clock interface, slide from down to up on the touch screen to enter application menu.



Switch theme UI

Freely switching from 3 main theme UI

1. Smart UI:
37 Apps all in one screen, Zoom via digital crown.
2. Technological UI:
Same type UI to be displayed via split screen, unique diamond shape layout, royal purple backlight further enhancing technological feel.
3. General UI:
Display same type of App, Standard 2*2 layout, App name shown under the icon.



Gesture control

This product supports gesture control, especially suitable for one hand operation or quick/shortcut operation.

1.Raise up wrist to show time


To reduce power consumption, the screen will go off when standby; when you need to see time, just raise up your wrist and let the watch facing towards you, the time will automatically show on the screen.

2.Shake your wrist to answer phone call

You only need to shake your wrist few times to answer incoming phone call.

3.Rotate to mute the call/alarm

If you're not convenient to answer phone call, just rotate to let the watch screen facing down to mute the call. (the same applies to alarm clock)



Health care

Combing physical fitness & heart rate monitoring, we have developed the following health care functions:

1.heart rate monitoring

Heart Rate can reflect many health issues. Get to know the real time heart rate data anytime. Prevention is very important to health keeping. Heart rate monitoring support automatic continuous monitoring and manual single detection. When using this function, pay attention to:

1)The watch needs to be more closely to wear, heart rate window close to the skin.

2) Prevent the watch from sliding on the wrist.

3)There is no foreign body or scar barrier between the sensor and the skin.

4) Sensor induction window of the watch need to keep clean.

5) continuous monitoring due to long calculation period, relatively accurate, but also relatively power consumption. (recommended when required to enable)

6) If the single detection data have a large anomaly, can be picked off the watch test your index finger.

2.Sleep monitoring

To restore energy through sleep. Paying attention to one's sleep is paying attention to one's tomorrow.

3.Sedentary remind

No matter how busy you are, always remember to stand up & stretch for a while regularly; doing this will keep you fit and improve work efficiency.



Pedometer Monitoring

This watch is with G-sensor inbuilt, plus powerful sport calculation program, it provides scientific data for your walking activity, it's time for you to make a sport exercise plan.

1.Pedometer

Targeted steps, actual steps, objective-task ratio.

2.Calory detection

To know how much calories have been consumed during sport.

3.Distance detection

To know how long (meters) you have walked.

4.Big Data

This watch automatically records your physical fitness data for your big data base, and save it in cloud for you to check anytime.



Environment monitoring

Born for Sport. Extremely suitable for

1.Environment temperature


The EXE Watch can monitor the temperature of your surroundings, more accurate & useful than weather forecast.

2.Altitude & barometric pressure

Knowing more about the altitude & barometric pressure will better guide your sport & other activities in a scientific way.

3 UV intensity

Invisible ultraviolet rays, not only will tan or burn your skin, and even a lot of skin diseases culprit. Outdoor or outdoor activities, at any time to look at the local intensity of ultraviolet radiation at any time, do a good job of protective measures, adhere to the United States and health.



Phone companion

Support connecting with Android & IOS phones via Bluetooth. Enjoy smart life brought by new technology.

1. Bluetooth dial
2. Bluetooth phone call
3. Bluetooth answer call
4. Bluetooth Sync phone book
5. Bluetooth Sync call history
6. Bluetooth music control
7. Bluetooth Camera control
8. Phone anti-lost
9. Find Phone / Find Watch
10. SMS Push message
11. SNS push message
12. Newsletter push message

