

2018 MAZDA6



WELCOME TO THE CLUB.



1967 Cosmo Sport 110S; Mazda's first rotary engine vehicle.



A Mazda is never just a Mazda.
It's a feeling.

It's a shot of anticipation just
before you press start.

It's that urge to take one last
look as you walk away.

It's the notion that a vehicle
should move your body
as well as your soul.

It's a love affair with the road.
Any road.

It's a knowing glance that
passes between Mazda drivers.

It's the feeling that you don't just
own a Mazda, you have a lifelong,
irrevocable membership in
The Clubhouse of Driving Passion.



DESIGNED TO TURN HEADS. ENGINEERED TO CHANGE MINDS | It's no easy feat bringing a concept car to life. But here it is in living sheet metal. The 2018 MAZDA6 is the unforgettable TAKERI show car fully realized - all the way down to its unique Soul Red Crystal Metallic paint. From captivating headlights to a subtly crafted cabin, this refreshed expression of KODO design is just as dynamic at rest as it is in motion. With two engine choices - a choice of the SKYACTIV-G 2.5 L with Cylinder Deactivation* or the SKYACTIV-G 2.5 T Dynamic Pressure Turbo† - the MAZDA6 is responsive, agile and powerful. To complement our new powertrains, we've added GS-L and Signature trims. Uniting cutting-edge design and innovative technology, the MAZDA6 is so striking, so well crafted and so invigorating to drive, you'll never go back to ordinary sedans.



*Standard on the GS and GS-L models.
†Optional on the GS-L model and standard on the GT and Signature models.



AWARD-WINNING DESIGN | KODO "Soul of Motion" design blends dynamism and emotional appeal to evoke an intelligent, dignified and spirited poise. With newly enhanced interior and exterior design, including redesigned front grille, headlights, bumper and taillights, its distinctive character lines evoke an artistic, muscular presence and convey the sense that, like a wild animal, the whole body is about to leap forward at great speed. It's what makes a Mazda feel like a Mazda. Making you feel inspired, connected and alive every time you get behind the wheel.



A REFLECTION ON PASSIONATE ENGINEERING | The MAZDA6 is a testament to obsessive engineering down to the simplest detail. To achieve a greater level of precision and artistry, Mazda engineers sculpt every design in hard clay rather than relying solely on computer-aided design. By using special tools crafted by the artists themselves, Mazda is able to produce a design so precise that it measures within a fraction of a millimetre of the engineers' original vision. Extreme craftsmanship? Sure. But at Mazda, defying convention is how we build cars worth driving.



魂動

KODO : SOUL of MOTION

SKYACTIV TECHNOLOGY

REMARKABLE EFFICIENCY WITHOUT SACRIFICING PERFORMANCE | At Mazda, creating a better driving experience is our first priority. That means we would never design a vehicle that sacrifices performance for fuel efficiency. Instead, we did the impossible and enhanced both. Our groundbreaking SKYACTIV TECHNOLOGY is a holistic system of innovations that takes the entire car into consideration - from body construction and engine technology to chassis and transmission - to improve the overall driving experience. For 2018, we've added two new engine enhancements: We've added Cylinder Deactivation to our SKYACTIV-G 2.5 L engine* to maintain great fuel economy, and we've introduced our all-new, groundbreaking SKYACTIV-G 2.5 T Dynamic Pressure Turbo engine†, delivering an outstanding boost of power.

UP TO AN ESTIMATED
L/100 KM HWY†

L/100 KM CITY†

6.7 / 9.1



SKYACTIV-G

The high-efficiency 2.5 L SKYACTIV-G engine has a high compression ratio for superior fuel economy, and offers low- and mid-range torque that surpasses the conventional gasoline engine. And thanks to an advanced balance shaft that reduces noise and vibration, the 2.5 L engine is quiet.

SKYACTIV-CHASSIS

Engineered together with the SKYACTIV-Body to work in perfect harmony, the steering and suspension systems achieve two seemingly contradictory goals at once: To be nimble at low speeds, yet stable at high speeds. With significant improvements for 2018 to enhance performance, the MAZDA6 demonstrates smoother, more linear behaviour, elevating the quality of the ride.

SKYACTIV-DRIVE

Our engineers created a precise, high-performance automatic transmission that combines the direct, responsive feel of a manual transmission with the silky smoothness of an automatic. It is instantly responsive, yet delivers 4-7% better fuel efficiency than our previous non-SKYACTIV automatic transmission.

SKYACTIV-BODY

We are constantly searching for new ways to make you safer behind the wheel. That's why Mazda is the first auto manufacturer to use ultra-high-tensile steel in the vehicle body. Because we crafted an efficient structural design and used ultra-high-tensile steel in critical areas, the MAZDA6's body is lighter than normal, yet it's stiffer and stronger.

CYLINDER DEACTIVATION

To maintain outstanding fuel economy, the MAZDA6 GS and GS-L models come equipped with a new Cylinder Deactivation* system that automatically shuts down two of the cylinders in light-load situations such as when cruising at constant speeds between 40-80 km/h.

SKYACTIV-G 2.5 T DYNAMIC PRESSURE TURBO

Mazda's industry-first Dynamic Pressure Turbo engine* delivers a boost in both horsepower (up to 227 hp or 250 hp, depending on fuel type) and torque (310 lb-ft). This available engine provides off-the-line acceleration, yet still delivers cost-effective fuel economy. Not only will it deliver increased power, but also boost your soul. Energy, power, style and everything else you need to be propelled into a state of pure enlightenment.



†Estimated fuel economy on the Mazda6 with the SKYACTIV-G 2.5 L engine with Cylinder Deactivation. Estimated fuel economy based on Government of Canada's approved, revised 5-cycle testing method. Your actual fuel consumption may vary depending on how, where and when you drive. For more information on revised 5-cycle testing, visit mazda.ca/5cycle.
*Standard on the GS and GS-L models.
‡Optional on the GS-L model and standard on the GT and Signature models.

mazda.ca/skyactiv

MORE CONNECTED IN THE CURVES | In our endless quest to make the driving dynamics of our vehicles better, our engineers pioneered an all-new technology called SKYACTIV-VEHICLE DYNAMICS and G-Vectoring Control (GVC) - standard on all MAZDA6 models. Working behind the scenes, it helps achieve a smoother, less fatiguing drive for you and your passengers by subtly adjusting engine torque and shifting vehicle weight during spirited drives. The result is steering that is more precise and a ride that is less jarring for drivers and passengers alike. Why do we obsess over subtle improvements? Because we believe that by perfecting even the smallest of details, we can make driving better.



MORE CONFIDENCE

Due to irregularities and undulations in the road surface, your vehicle does not always travel along the expected line, forcing you to make steering corrections. With GVC, your MAZDA6 responds to driver inputs with fewer steering adjustments, so your vehicle behaves as you intend and you enjoy a more confident drive.

MORE COMFORT

Fatigue steadily builds as you continue to make minor steering corrections. GVC helps alleviate these corrections, especially over long distances. Plus, smooth transitions between g-forces suppress head and body sway, allowing for a more comfortable ride for you and your passengers.

ENHANCED PEACE OF MIND

GVC enhances handling, stability and the feeling of the tires gripping the road. You'll gain an even greater feeling of control and security during evasive manoeuvres as well as in rain, snow and on poor road surfaces.

CANADA'S WORST CONDITIONS ARE OUR BEST TEST | When meticulous engineering meets an unwavering commitment to quality, the result is unmistakably Mazda. We test in some of Canada's most extreme climates and conditions to ensure our vehicles can withstand the elements.



MAZDA3 model shown.



CORROSIVE CLIMATES

With salt water blowing off the ocean, and more hydrogen in the air than normal, Halifax is the perfect storm for corrosion. That's why we recruit Mazda owners from Halifax and assess how their vehicles fare against the climate.

> **SKYACTIV-Body:** In contrast to traditional car bodies, the fluid design and unique curvature of our SKYACTIV-Body eliminate many right angles and brackets where moisture can seep in. This dramatically minimizes opportunities for corrosion.



EXTREME COLD

The frigid temperatures and dramatic snowfalls of Lac Saint-Jean, Quebec, help us test for the immediate effects of cold weather. This helps us ensure the reliability of our vehicles in the most extreme winter conditions.

> **Engine Insulation:** We seal our engines on the bottom and insulate them on the top to further protect them from the elements. This enclosure also ensures that heat radiates quicker for optimal engine performance, even in freezing cold temperatures.



WINTER ROADS

Montreal uses a destructive combination of salt and gravel on icy roads. This mixture can flick up and chip the paint, exposing metal that can be vulnerable to corrosion. We test here so that our vehicles are prepared for this threat.

> **Zinc-Coated Steel:** We fortify areas of our vehicles that are especially vulnerable to corrosion with plates of zinc-coated steel. This specialized metal makes corrosion nearly impossible, offering your vehicle added protection.





360° OF COMFORT

Using small cameras mounted on the front, back and sides of the car, the 360° View Monitor[†] displays views of the environment around the MAZDA 6 on the MAZDA CONNECT screen to help assist you in situations where it's harder to see.

UNLOCK A PERFECT UNION BETWEEN DRIVER AND MACHINE | To enter the MAZDA 6 is to access an energetic, artistic environment where the driver can relax and completely focus on the road ahead. With its beautifully redesigned dash, centre console and instrument cluster, everything the driver sees, touches and operates is designed to heighten the driving experience. Tapered forms inside evoke a sense of speed that mimics the energy of the exterior design. Just opening the near perfectly balanced driver's door brings to mind the same feelings you have while seated behind the wheel. And when you're ready to drive, the available windshield-projected colour Active Driving Display (ADD)* projects critical driving information directly in your field of view, allowing you to process information faster while keeping your eyes focused on the road ahead.

ENTER YOUR COMFORT ZONE

Completely redesigned front seats have been meticulously crafted to achieve ergonomic perfection. The new wider shape and inner structural material design deliver greater comfort and support. For added comfort, select MAZDA 6 models offer ventilated front seats* that wick away warm air from the driver's and front passenger's backs to keep both cool.

DASH YOUR INHIBITIONS

The available windshield-projected colour Active Driving Display (ADD)* helps you take your mind off distractions by projecting critical driving information, such as speed, navigation directions and safety alerts, directly in front of you, right within your line of sight.

DEP
DEALER ePROCESS

*Standard on the GT and Signature models.
†Standard on the Signature model.



EXQUISITELY ADVANCED

The MAZDA6 Signature model reaches even deeper into the realm of beauty through design. Supple Nappa leather seats and soft Ultrasuede® accents offer exquisite elegance, comfort and aesthetic balance. Not to mention the undeniable energy you'll feel - mind, body and soul. Inlays from Japanese Sen wood - the same wood used in intricate furniture and Japanese musical instruments, adorn its reimagined interior and provide a continuous flow of sophistication.

CRAFTED TO INSPIRE

The new GS-L model elevates everyday driving with the addition of leather-trimmed seats, power moonroof, windshield wiper de-icer, heated steering wheel and a suite of our i-ACTIVSENSE safety features. Enjoy every drive with the powerful, agile SKYACTIV-G 2.5 L engine with Cylinder Deactivation or select the optional SKYACTIV-G 2.5 T Dynamic Pressure Turbo engine for an added boost of power.

AN INSIDE LOOK AT THE FINER POINTS | Inside the MAZDA6, you'll find more dramatic expressions of our KODO design sensibility. An enhanced cabin richly appointed with premium materials envelops you in sporty refinement, including available leather-trimmed seats† or Nappa leather-trimmed seats†, standard power driver's seat, available heated steering wheel*, and a refined dashboard and instrument panel. Through an advanced aerodynamic design and overall improvement in noise damping characteristics, our engineers were able to reduce the amount of exterior noise that penetrates the cabin, creating a peaceful environment where you can truly enjoy a quiet conversation, be one with your thoughts or be engrossed in your favourite music. It's about shielding you from all that is unnecessary, so you can focus on the joy of driving.



*Standard on the GS-L, GT and Signature models.

†Leather interior available on the GS-L and GT models. Nappa leather interior is available on the Signature model. See Specifications and Features section for a full list of interior/exterior colour and fabric combinations.





REAR PASSENGERS NEVER TAKE A BACK SEAT | Our design team paid close attention to the contrast between high-grade hard and soft materials throughout the cabin for surfaces that just beg to be touched. Even in a driver's car, special attention was paid to the comfort of occupants in the rear, so passengers experience a ride that's spacious and comfortable.

Rear conveniences abound, from standard USB ports (2), rear heated seats and rear climate-control vents, to one-litre bottle holders and scalloped front seatbacks for more rear knee room. We even increased the space between the front seat mounts, making it easier for those in the back to slide their feet in. A wider centre armrest in the rear seat accommodates elbows comfortably. And getting out of the MAZDA6 is easier, too, thanks to generous passenger head clearance.





COMPLETELY CONNECTED, EFFORTLESSLY ENGAGING | Our most technologically advanced MAZDA6 is also equipped with our most technologically advanced cockpit. With MAZDA CONNECT, our next-generation infotainment system, enjoy a host of social-media access, entertainment and information options. All you have to do is pair your smartphone with the MAZDA6 via Bluetooth® wireless connectivity to stream popular social-media, music and infotainment apps. Control the system and view information on the larger 8-inch, full-colour touchscreen display. Also enjoy access to standard USB audio-input ports and an available navigation system†. And even with all these options, we still help you keep your eyes on the road. All the functions displayed on your touchscreen can also be operated with the HMI Commander switch, conveniently located at your fingertips on the centre console.



ENTERTAIN

Of course AM/FM radio is always a choice, but now there are new ways to explore music and infotainment options via your Bluetooth®-enabled and internet-connected device. With the Aha™ internet radio app, you can connect to your Facebook and Twitter feeds, or you can enjoy offerings from other integrated internet-radio apps such as Stitcher™. Or simply stream your own playlist.



COMMUNICATE

With voice commands, making and receiving calls is as easy as pushing a button and saying "hello." And MAZDA6's standard Bluetooth® hands-free phone and audio streaming capabilities allow you to enjoy fully integrated text-message display and readout‡. To reply, simply choose from a number of preset, standardized return messages.



NAVIGATE

Our convenient factory-integrated navigation system† offers the advanced features of today's navigation devices, including voice commands and advanced lane guidance. Plus, getting around town - or out of town - has never been easier thanks to the system's 3D interactive map with step-by-step audio directions.



BOSE® PREMIUM SOUND SYSTEM

The MAZDA6 offers an available 11-speaker Bose® premium sound system featuring Centerpoint® 2 surround† technology. The technology analyzes the stereo signals and converts them to multiple channels, creating a truly immersive sound and enabling listeners to enjoy a surround sound experience, even when playing back signals from digital music sources or radio broadcasts.

SOUND TUNE-UP

Even in a car as quiet as the MAZDA6, unwanted ambient noise can interfere with your enjoyment of music. Bose® AudioPilot® 2 noise-compensation technology† preserves premium listening conditions, even as background noise levels change, providing occupants with a consistent and uninterrupted listening experience. Proprietary digital-signal processing tuned specifically for the MAZDA6 automatically adjusts your music for optimal listening.



†Standard on the GT and Signature models.
‡Text messaging function is only compatible with certain devices.

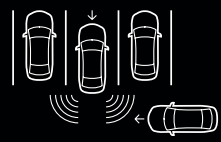
i-ACTIVSENSE

THE DARING WAY TO LIVE CAUTIOUSLY | Mazda's available i-ACTIVSENSE is a thoroughly original way to think about safety technology. Based on the idea that every driver can be a better one, a driver is better able to make smart decisions when given the right information. i-ACTIVSENSE takes an active approach to safety by sensing what the driver cannot easily anticipate. It aids the driver in recognizing hazards, while helping to avoid collisions or reduce the severity when they simply cannot be avoided. Extending the sensory awareness of the person behind the wheel provides peace of mind - and a more enjoyable drive.



PEDESTRIAN DETECTION (FORWARD SENSING)

New for 2018, the MAZDA6 now offers available Pedestrian Detection.* When Smart City Brake Support (SCBS) is paired with Smart Brake Support (SBS)*, the system can also detect pedestrians at speeds between 10 and 80 km/hr.



REAR CROSS TRAFFIC ALERT (RCTA)

When backing up, Rear Cross Traffic Alert (RCTA)* detects a vehicle approaching from the side and promptly alerts the driver with an audible and visual warning in the side mirror and on your 8-inch touchscreen display. It's especially helpful at night when visibility is poor. Now standard on all models.



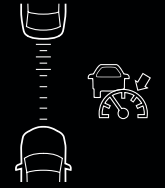
DISTANCE RECOGNITION SUPPORT SYSTEM (DRSS)

At speeds above 30 km/hr, the Distance Recognition Support System (DRSS)* measures the distance between your vehicle and the vehicle ahead and recommends a comfortable following distance. If your vehicle encroaches on this distance, a warning light illuminates.



ADVANCED BLIND SPOT MONITORING (ABSM)

When the MAZDA6 is in motion, Advanced Blind Spot Monitoring (ABSM) system* uses radar sensors to detect objects in your left or right blind spots. If you signal a lane change while an object is there, a light in your corresponding side mirror and the windshield-projected colour Active Driving Display (ADD)† blinks and a warning chime sounds. Now standard on all models.




MAZDA RADAR CRUISE CONTROL WITH STOP & GO FUNCTION (MRCC WITH STOP & GO FUNCTION)

Mazda Radar Cruise Control with Stop & Go function* judges the relative speed and distance to the car ahead, and works within a set speed range to maintain a safe following distance. And for enhanced safety, if the vehicle ahead stops, your vehicle will automatically stop and hold in a standing start until you resume the set speed. The system's Close Proximity Warning provides audible and visual warnings when it senses a fast approach to the vehicle ahead.



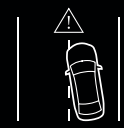
TRAFFIC SIGN RECOGNITION SYSTEM (TSR)

Using strategically mounted cameras, Traffic Sign Recognition (TSR)* can actually read road signs such as speed limit, do not enter and stop signs†. This information then shows up in the windshield-projected, colour Active Driving Display (ADD)† so you can stay alert and informed without taking your eyes off the road.



HIGH BEAM CONTROL SYSTEM (HBC)

The High Beam Control system (HBC)* helps the driver see better at night by maximizing opportunities to use the high beams. The system automatically switches to low beams when it detects oncoming traffic and/or a vehicle ahead.



LANE DEPARTURE WARNING SYSTEM (LDWS)

The Lane Departure Warning System (LDWS)* automatically senses lane markings on the road and alerts the driver when it predicts the vehicle is going to unintentionally depart from its lane.



LANE-KEEP ASSIST SYSTEM (LAS)

Available Lane-keep Assist System (LAS)* adds to the warnings of the Lane Departure Warning System (LDWS). When it senses a potential unintentional lane departure, it will perform minor steering corrections to help guide your MAZDA6 back to the centre of the lane.



SMART CITY BRAKE SUPPORT (SCBS)

When travelling at speeds between 4 - 30 km/hour, the Forward Sensing Camera (FSC) detects objects ahead and Smart City Brake Support (SCBS) prepares the vehicle by adjusting brake pads closer to the disc. If no driver action is taken, the system automatically applies the brakes. Now standard on all models.



SMART BRAKE SUPPORT (SBS)

Similar to Smart City Brake Support (SCBS), the available Smart Brake Support (SBS)* is intended to help avoid or reduce the severity of a collision, but operates at higher rates of speed. The Collision Warning feature will alert the driver that braking is immediately necessary. If the radar sensor and Forward Sensing Camera (FSC) sensor determine that a collision is unavoidable, automatic brake control is performed to help reduce damage in the event of a collision.

MAZDA6 COLOURS



Snowflake White Pearl



Sonic Silver Metallic




Deep Crystal Blue Mica



Machine Grey Metallic



Jet Black Mica



Soul Red Crystal Metallic

MAZDA6 UPHOLSTERY

Black Cloth (GS)




Black Leather (GS-L, GT)



Pure White Leather (GS-L, GT)



Deep Chestnut Nappa Leather (Signature)



Pure White Nappa Leather (Signature)



MAZDA6 WHEELS

17" alloy wheels (dark grey high lustre) (GS, GS-L)



19" alloy wheels (light grey high lustre) (GT, Signature)



DEP
DEALER ePROCESS

*Standard on the GS-L, GT and Signature models.

†Standard on the GT and Signature models.

‡Always check your mirrors. Be aware of the traffic around you.

†TSR functionality may not be compatible with all regional road signs in Canada.

MAZDA 6 GS

Includes the following features:



SKYACTIV-G 2.5 L DOHC 16-valve 4-cylinder engine with Cylinder Deactivation	Rear heater ducts (under front seats)
SKYACTIV-Drive 6-speed automatic transmission with manual-shift mode and Drive Selection switch	Heater/defroster with multiple-speed fan, front side window defrosters
Horsepower SAE net: 187 @ 6,000 rpm	Rear window defroster with automatic shut-off
Torque SAE net lb-ft: 186 @ 4,000 rpm	Push Button Start
G-Vectoring Control (GVC)	FOB key
Power-assisted four-wheel disc brakes	Keyless entry
Anti-lock Brake System (ABS) with Electronic Brake Force Distribution (EBFD)	Electronic Parking Brake (EPB) with auto-hold function
Front independent MacPherson strut suspension with coil springs and stabilizer bar	Steering-wheel-mounted cruise controls
Rear independent multi-link suspension with coil springs and stabilizer bar	Tilt and telescopic steering wheel
Rack-and-pinion steering with engine-speed-sensing variable power assist	Power windows with one-touch up/down front and rear feature
17" alloy wheels (dark grey high lustre) with 225/55R17 all-season tires	Speed-sensing, double-action power door locks
Tire Pressure Monitoring System (TPMS)	Driver's and passenger's sunvisors with illuminated vanity mirrors
Temporary spare tire	Front and rear reading lamps
Smart City Brake Support (SCBS)	Cargo area light
Advanced Blind Spot Monitoring (ABSM)	12-volt power outlet with retained power
Rear Cross Traffic Alert (RCTA)	Internal fuel door, trunk-lid and hood releases
Rearview camera (wide angle)	Illuminated entry
Dynamic Stability Control (DSC)	Cloth upholstery
Traction Control System (TCS)	Leather-wrapped steering wheel
Hill Launch Assist (HLA)	Leather-wrapped shift knob
Dual front and dual side air bags	Heated front seats (three settings)
Dual side curtain air bags	Heated rear seats (outboard seats only; adjustable)
Side-door impact-protection beams (front and rear)	6-way power driver's seat
Driver's and front passenger's seat-belt pretensioners with force limiters	Driver's seat manual lumbar support
3-point safety belts for all seating positions	6-way manual passenger's seat
Height-adjustable front seat belts	60/40-split folding rear seatback
Child-safety rear door locks	Trunk-mounted rear seatback release levers
Integrated child safety-seat anchors in rear seat	Custom-fitted floor mats with MAZDA6 embroidery
Whiplash-reducing front seat headrests	Silver finish on instrument panel decoration
Rear seat headrests (3)	Silver finish on interior door handles
Engine immobilizer theft deterrent system	Silver finish on door trim panel
LED headlights	Matte black vent bezels
Automatic headlight levelling	Trip computer
LED rear combination tail lights	Tachometer
Automatic on/off lights	Exterior temperature gauge
Body-coloured door handles	Gauge illumination dimming control
Body-coloured power, heated door mirrors with integrated side turn signal indicators	Warning lights for low fuel level, low windshield washer fluid level, door ajar, check engine, oil pressure, volts, electronic parking brake, high beam and safety belts
Manually foldable door mirrors	Centre console with armrest and storage
Green tint glass with UV shield	Dual front cup holders
Rain-sensing intermittent windshield wipers	Rear seat armrest with dual cup holders
Tailpipe finisher (chrome finish with diagonal cut)	Front door pockets with bottle holders
Front grille (black finish)	Rear door pockets
Integrated rear window antenna	Driver's and passenger's rear seatback pockets
8" colour touchscreen display with MAZDA CONNECT	Overhead console with sunglasses holder
HMI Commander switch	Illuminated glovebox
AM/FM/HD radio with 6 speakers	
Automatic Level Control (ALC) for volume	
4 USB ports (2 front, 2 rear) and auxiliary audio input	
Steering-wheel-mounted audio controls	
Navigation-ready (requires navigation SD card accessory)	
Bluetooth® with Audio Profile	
Steering-wheel-mounted Bluetooth® controls	
Aha™ internet radio functionality†	
Stitcher™ internet radio functionality†	
SMS text message functionality†	
Automatic dual-zone climate controls	
Rear HVAC ducts	

BLACK CLOTH EXTERIOR COLOURS



†Aha, Stitcher and SMS text functionality are a part of MAZDA CONNECT and are only compatible with certain devices.

MAZDA 6 GS-L

Includes GS features plus:



Leather-trimmed upholstery
10-way power-adjustable driver's seat (includes power lumbar support)
Power-operated glass moonroof with interior sunshade, tilt-up ventilation feature, one-touch open feature
Heated steering wheel
Advanced keyless entry (proximity and ignition)
Front wiper de-icer
Paddle shifters
Colour Multi-information Display (MID)
Mazda Radar Cruise Control with Stop & Go function (MRCC with Stop & Go function)
Smart Brake Support (SBS)
Pedestrian Detection (forward sensing)
Distance Recognition Support System (DRSS)
Forward Obstruction Warning (FOW)
Lane Departure Warning System (LDWS)
Lane-keep Assist System (LAS)
High Beam Control System (HBC)

GS-L OPTIONS

SKYACTIV-G 2.5 T 4-cylinder engine with Dynamic Pressure Turbo (DPT)

Horsepower SAE net: 227 @ 5,000 rpm (with 87 octane fuel)/250 @ 5,000 rpm (with 93 octane fuel)

Torque SAE net lb-ft: 310 @ 2,000 rpm

BLACK LEATHER EXTERIOR COLOURS



PURE WHITE LEATHER EXTERIOR COLOURS



2018 MAZDA 6 MODEL LINE-UP AT A GLANCE*

	TRANSMISSION	DRIVE CONFIGURATION	ENGINE
GS	SKYACTIV-Drive 6-speed automatic	Front Wheel Drive	SKYACTIV-G 2.5 L I4 with Cylinder Deactivation
GS-L	SKYACTIV-Drive 6-speed automatic	Front Wheel Drive	SKYACTIV-G 2.5 L I4 with Cylinder Deactivation
GS-L	SKYACTIV-Drive 6-speed automatic	Front Wheel Drive	SKYACTIV-G 2.5 T I4 Dynamic Pressure Turbo
GT	SKYACTIV-Drive 6-speed automatic	Front Wheel Drive	SKYACTIV-G 2.5 T I4 Dynamic Pressure Turbo
SIGNATURE	SKYACTIV-Drive 6-speed automatic	Front Wheel Drive	SKYACTIV-G 2.5 T I4 Dynamic Pressure Turbo

*For full details on the 2018 Mazda6 model line-up, please visit mazda.ca or your local Mazda dealer.

MAZDA 6 GT

Includes GS-L features plus:



SKYACTIV-G 2.5 T 4-cylinder engine with Dynamic Pressure Turbo (DPT)
Horsepower SAE net: 227 @ 5,000 rpm (with 87 octane fuel)/250 @ 5,000 rpm (with 93 octane fuel)
Torque SAE net lb-ft: 310 @ 2,000 rpm
19" alloy wheels (light grey high lustre)
225/45R19 all season tires
Bose® premium sound system with 11 speakers
Signature lighting design on front headlights
Signature lighting design on tail lights
Adaptive Front-lighting System (AFS)
Auto-dimming exterior driver's side mirror
Auto-dimming rearview mirror
HomeLink® wireless control system
Navigation system
6-way power passenger's seat
Driver's seat memory position
Traffic Sign Recognition System (TSR) ^{††}
SiriusXM™ Satellite Radio (<i>includes complimentary 3-month trial subscription</i>)
Ventilated front seats
Windshield-projected colour Active Driving Display (ADD)
Front bumper chrome accents (lower left and right)

BLACK LEATHER EXTERIOR COLOURS



PURE WHITE LEATHER EXTERIOR COLOURS



††TSR functionality may not be compatible with all regional road signs in Canada.

MAZDA 6 SIGNATURE


Includes GT features plus:



DEEP CHESTNUT NAPPA LEATHER



EXTERIOR COLOURS



PURE WHITE NAPPA LEATHER



EXTERIOR COLOURS

Nappa leather-trimmed upholstery
Sen wood-trimmed front and rear door panels
Sen wood-trimmed decorative dash panel
Ultrasuede®-trimmed front and rear door panels
Ultrasuede®-trimmed lower dashboard
360° View Monitor
Front and rear parking sensors
Meter-set with 7" LCD display
Frameless rearview mirror with auto-dimming function
Black interior roof lining
Premium cross-stitching detail on steering wheel

Front grille (gunmetal finish)
Piano black accent on lower rear bumper
Hard backing on front seats
Piano black vent bezels
LED overhead console light
LED front and rear room lamps
LED illuminated glovebox
LED cargo area light
Driver's and front passenger's vanity mirrors with LED lamps
Front and rear-seat courtesy lamps

MAZDA 6 SPECIFICATIONS & CAPACITIES

SPECIFICATIONS	GS/GS-L	GT/SIGNATURE (OPTIONAL ON GS-L)
Engine type	SKYACTIV-G 2.5 L DOHC 4-cylinder engine with Cylinder Deactivation	SKYACTIV-G 2.5 T DOHC 4-cylinder engine with Dynamic Pressure Turbo (DPT)
Displacement	2,488 cc	2,488 cc
Compression ratio	13.0:1	10.5:1
Horsepower SAE net	187 @ 6,000 rpm	250 @ 5,000 rpm (with 93 octane fuel) 227 @ 5,000 rpm (with 87 octane fuel)
Torque SAE net lb-ft	186 @ 4,000 rpm	310 @ 2,000 rpm
Fuel system	Direct Injection	Direct Injection
Recommended fuel	Regular	Regular
Fuel economy city/highway (L/100 km)*	9.1/6.7	10.0/7.5
Curb weight (kg)	1,551	1,622

*Estimated fuel economy based on Government of Canada's approved, revised 5-cycle testing method. Your actual fuel consumption may vary depending on how, where and when you drive. For comparison purposes only. For more information on revised 5-cycle testing, visit mazda.ca/5cycle.

EXTERIOR DIMENSIONS

Wheelbase (mm)	2,830
Overall length (mm)	4,895 (with licence plate holder) 4,865 (without licence plate holder)
Overall width (mm)	2,091 (mirror to mirror) 1,839 (without body side protector)
Overall height (mm)	1,450
Track (fr/fr) (mm)	1,585/1,575
17" wheels	1,595/1,585
19" wheels	1,595/1,585
Turning circle, curb-to-curb (m)	5.6

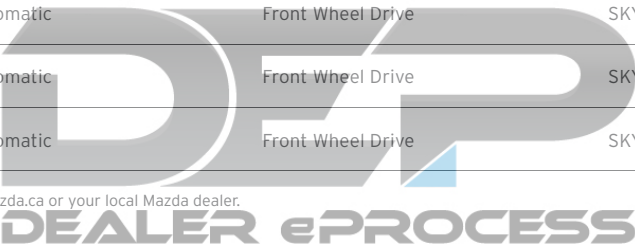
INTERIOR DIMENSIONS

Headroom (fr/fr) (mm)	975/942
Headroom (fr/fr) with moonroof (mm)	950/942
Legroom (fr/fr) (mm)	1,072/983
Shoulder room (fr/fr) (mm)	1,420/1,400

CAPACITIES

Seating	5
Cargo volume (L)	416
Fuel tank (L)	62

© Bluetooth is a registered trademark of Bluetooth SIG, Inc.
 © Bose © Centerpoint, © AudioPilot and © SurroundStage are registered trademarks of Bose Corporation.
 © Ultrasuede is a registered trademark of Toray Industries, Inc.
 © HomeLink and the HomeLink house are registered trademarks of Johnson Controls, Inc.
 †† SiriusXM, the SiriusXM logo, channel names and logos are trademarks of SiriusXM Radio Inc. and are used under license.
 † Aha is a registered trademark of Harman International Industries, Inc.
 †† Stitcher is a registered trademark of Stitcher.



MAZDA6 ACCESSORIES. IT'S YOUR MAZDA - MAKE IT YOUR OWN | Customize your new MAZDA6 with Genuine Mazda Accessories. When installed by your Mazda Dealer prior to or at initial vehicle retail delivery, Genuine Mazda Accessories carry the same new-vehicle limited warranty as your new Mazda. Ask your dealer for details.




CARGO TRAY
Life doesn't have to be messy, at least not inside your MAZDA6. This flexible, durable Cargo Tray* protects against spills and other damage. Removes easily for quick cleanup.



REAR BUMPER GUARD
Tailored and sleek, our durable stainless steel Rear Bumper Guard not only looks great, but helps protect the rear bumper from chips and scratches.



DOORSILL TRIM PLATES
A touch of class coming and going. Dress up your MAZDA6 with these stylish Doorsill Trim Plates.



ALL-WEATHER FLOOR MATS
Fitted perfectly to your MAZDA6, these All-Weather Floor Mats guard against water, sand, mud, snow or whatever you drag through the door.



NAVIGATION
Enjoy all the advanced features of today's navigation devices, including voice commands and advanced lane guidance with our factory-integrated navigation system. The system even offers a 3D interactive map with step-by-step audio directions.



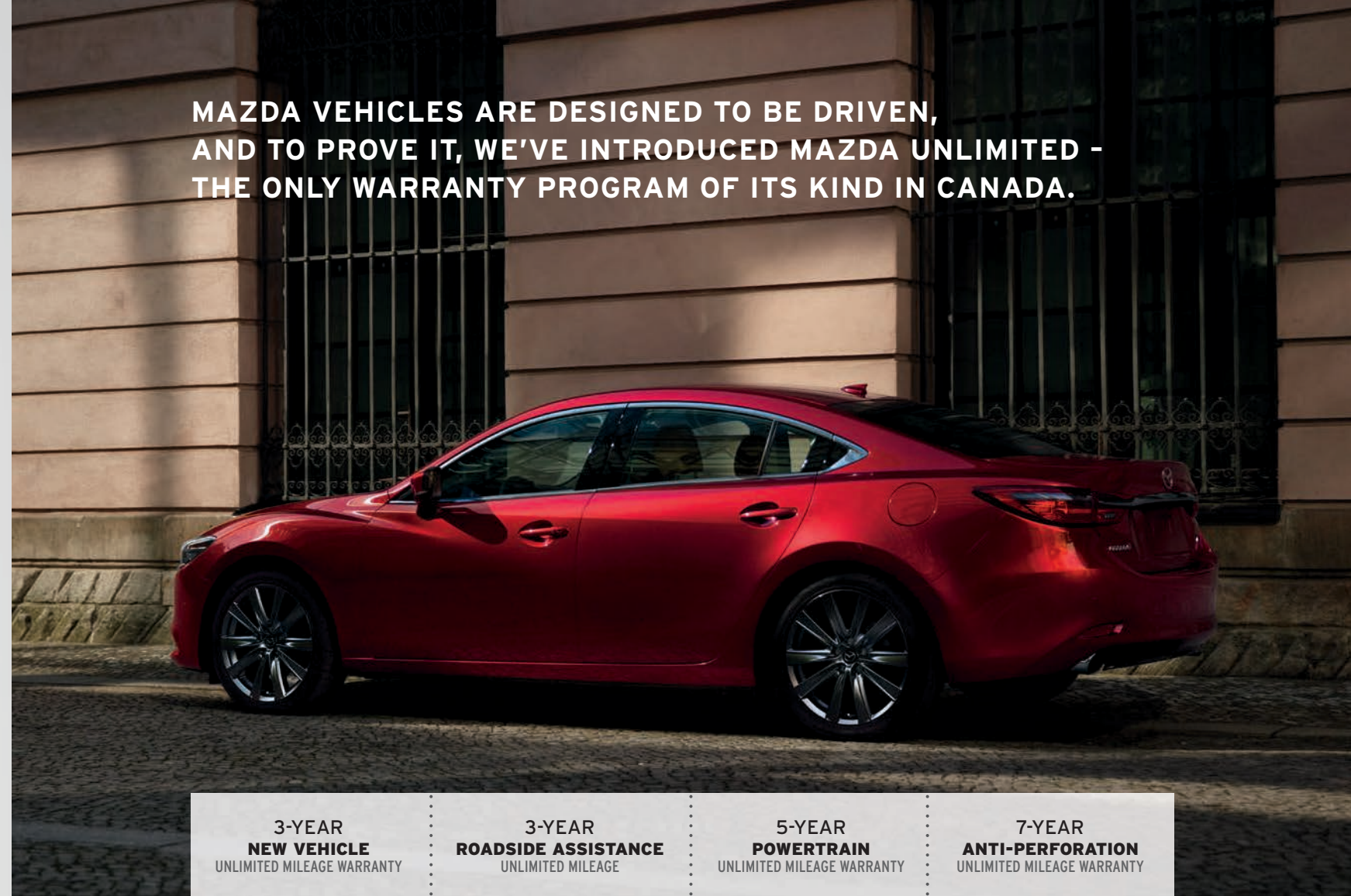
REAR SPOILER
Tailored to the contours of your Mazda, our Rear Spoiler further enhances its sleek lines and aerodynamics.

VISIT MAZDA.CA FOR ACCESSORY OPTIONS.

*Please remember to properly secure all cargo.



MAZDA VEHICLES ARE DESIGNED TO BE DRIVEN, AND TO PROVE IT, WE'VE INTRODUCED MAZDA UNLIMITED - THE ONLY WARRANTY PROGRAM OF ITS KIND IN CANADA.



<p>3-YEAR NEW VEHICLE UNLIMITED MILEAGE WARRANTY</p>	<p>3-YEAR ROADSIDE ASSISTANCE UNLIMITED MILEAGE</p>	<p>5-YEAR POWERTRAIN UNLIMITED MILEAGE WARRANTY</p>	<p>7-YEAR ANTI-PERFORATION UNLIMITED MILEAGE WARRANTY</p>
---	--	--	--

.....
Mazda Unlimited features unlimited mileage for our 3-year New Vehicle, 3-year Roadside Assistance, 5-year Powertrain and 7-year Anti-Perforation warranties, so you can focus on every thrilling moment spent behind the wheel instead of the odometer.
.....

What does Mazda Unlimited mean for you?

- Added confidence in the quality of the product you are driving
- Added protection, knowing Mazda will be there, kilometre after kilometre
- Added value, knowing that if you ever sell, trade or upgrade to a new vehicle during the warranty period, **Mazda Unlimited** will be transferable to the new owner
- Added peace of mind, knowing that there are no limits to how far you can go

MAZDA
UNLIMITED
CANADA'S ONLY UNLIMITED
MILEAGE WARRANTY
STANDARD ON ALL NEW MODELS

To learn more about the Mazda Unlimited Warranty, visit mazdaunlimited.ca.



WE'RE MORE THAN A DEALERSHIP. WE'RE A CLUBHOUSE.

We're the clubhouse where Mazda enthusiasts unite. Where a passion for driving meets vehicles made for driving.

Where every Mazda dealership team knows that passion inside and out.

From that first initiation rite of a soul-rousing test drive, to every drive you take and every customer service visit you make.

WELCOME TO THE CLUBHOUSE OF DRIVING PASSION.



FINANCING WITHOUT THE FUSS Whether you're buying or leasing a new Mazda, or a used vehicle, Mazda Financial Services can help make the financing process more convenient and satisfying. Mazda Financial Services is known for first-class customer service, a wide range of financing options and highly competitive rates. To find out which purchase or lease plan is right for you, talk with your Mazda Dealer or visit mazda.ca.

MAZDA ROADSIDE ASSISTANCE PROGRAM As part of our commitment to your total satisfaction, 2018 MAZDA6 owners are automatically enrolled in our Roadside Assistance Program. Roadside Assistance protects your MAZDA6 for the duration of the 3-year basic limited warranty. Should you require assistance during this period, our service will help to get your vehicle back on the road and minimize any inconvenience. For complete details on this program, see your Mazda Dealer or visit mazda.ca.

MAZDA MOBILITY ASSISTANCE PROGRAM Mazda Canada believes that vehicle access is vital for everyone. Under this program, physically challenged customers who purchase or lease a new, unused Mazda vehicle may be eligible to receive assistance from Mazda Canada Inc. to aid with the cost of acquiring and installing adaptive driving aids on their vehicle. For complete details on this program, see your Mazda Dealer.

MAZDA TEST-DRIVE EXPERIENCE Exhilaration begins with the Mazda Test-Drive Experience – a uniquely designed road trip engineered to take you miles beyond the ordinary test-drive. Down local streets, on-ramps, highways and off-ramps. Through straightaways, S-curves and corners. It's all about putting a Mazda to the test under real-world conditions. It's about discovering the superb acceleration, braking, steering, handling and ride quality that every Mazda offers. And rediscovering that fun, connected-to-the-road feeling we call Zoom-Zoom.

READY TO ROLL Our pre-delivery commitment means every new Mazda is inspected, gassed up and fitted with floor mats.



ADDED PROTECTION

For peace-of-mind motoring, we've created Mazda Added Protection Plan (M.A.P.) extended warranty plans. M.A.P. plans complement your Mazda Limited Warranty and protect you from unexpected repair expenses and the rising cost of repairs. All M.A.P. plans include Personal Budget and Repair Inflation Protection. In addition, all M.A.P. plans include Premium Roadside Assistance, Tire Road Hazard coverage and OEM Collision Part Coverage. Premium Roadside Assistance extends the roadside assistance coverage offered during the new-vehicle limited-warranty period throughout the M.A.P. term. The Premium Roadside Assistance offers Towing, Winching, Battery Boost, Out-of-Fuel Coverage, Tire Service, Lockout Service, Emergency Travel Expense Reimbursement and Travel Planning and Dealer Locator. Should you ever decide to sell your Mazda vehicle, M.A.P. is transferable to future owners and will enhance the resale value of your vehicle. The Mazda Added Protection Plan is fully backed and administered by Mazda Canada Inc. For more information, please contact your Mazda Dealer.



GRADUATE PROGRAM

Ask your dealer about Mazda's competitive program for recent university and college graduates.

Product changes and options availability: Following publication of this brochure, certain changes in equipment, options, specifications, prices and other information may have occurred which would not be reflected in these pages. All information included in this brochure is based upon the available information at the time of publication. Although such information is believed to be correct at the time of publication, accuracy cannot be guaranteed. Your Mazda Dealer is your best source for up-to-date information. Mazda reserves the right, at any time without providing any further notice or incurring any obligations, to correct any errors, inaccuracies or omissions that may exist in this brochure, as well as to make changes to any of the information included in this brochure. Options and accessories shown or described in this brochure are available at extra cost and may be offered only in combination with other options or subject to additional ordering requirements or limitations. Some vehicles shown may be models from other jurisdictions. Canadian models and specifications may vary.

ZOOM-ZOOM

Follow us on:



Get more detailed information on your MAZDA 6.
Visit mazda.ca for specifications and features, option packages,
pricing, financing, to get a quote and find a dealer near you.

© 2018 Mazda Canada Inc., 55 Vogell Road, Richmond Hill, Ontario L4B 3K5



DRIVING MATTERS



Part No. 9999-92-M618-EN

