
TOWNSTEEL PRICE INCREASE

June 4, 2019

New Pricing Announcement

Dear Valued Customer,

At TownSteel, our customers come first. That's why we have made every effort and held our pricing without change for the last four years. Now, it's time. A pricing update is something that we must do as we continue to innovate and invest in the development of superior quality products that you've come to expect from us.

Effective June 10, 2019, TownSteel will be implementing a general price increase of 5% across all product lines. A revised pricing list is attached. We will honor any quotes received before June 10 at the current lower pricing for 90 days.

Thank you for your support and continued business as we implement these price changes. TownSteel is committed to bringing you exceptional products that make a difference in keeping people safe. Please contact us if you have any questions.

Best regards,

Dennis Ma
TownSteel



ANSI Grade 1 Heavy Duty Mortise Lock

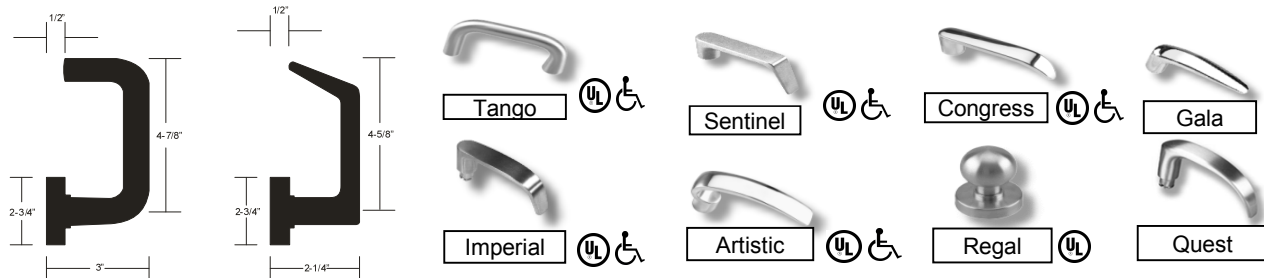
MSS Commercial Mortise Lockset Series sectional trims available in 8 different designs
Lever styles: Sentinel, Artistic, Congress, Tango, Gala, Imperial, Quest.
Knob style: Regal.
***R=Regular; L=Low**

Sectional

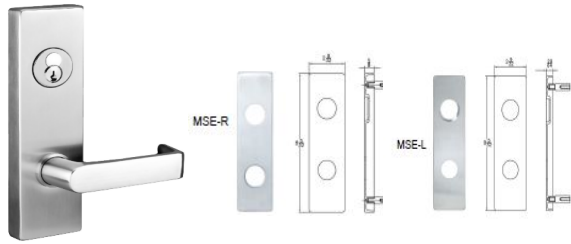
MSS-R Sectional dimensions: 9/16" (D) x 2" (W) x 11/16" (L)

MSS-L Sectional dimensions: 3/8" (D) x 2" (W) x 1/2" (L)

MSS Series	Sectional Trims Levers & Knobs	FINISH						
		US32D	US32	US3	US4	US26	US26D	US10B
Single Cylinder Functions								
MSS-R/L*-04	Entry/Office	305.00	320.00	291.00	276.00	291.00	276.00	320.00
MSS-R/L*-05	Classroom	305.00	320.00	291.00	276.00	291.00	276.00	320.00
MSS-R/L*-06	Holdback	305.00	320.00	291.00	276.00	291.00	276.00	320.00
MSS-R/L*-07	Storeroom/Closet	305.00	320.00	291.00	276.00	291.00	276.00	320.00
MSS-R/L*-08	Front Door/Corridor	327.00	341.00	312.00	299.00	312.00	299.00	341.00
MSS-R/L*-12	Dormitory/Exit	327.00	341.00	312.00	299.00	312.00	299.00	341.00
MSS-R/L*-13	Dormitory/Exit	327.00	341.00	312.00	299.00	312.00	299.00	341.00
MSS-R/L*-15	Hotel or Motel	327.00	341.00	312.00	299.00	312.00	299.00	341.00
MSS-R/L*-17	Deadlock	263.00	270.00	248.00	227.00	248.00	227.00	270.00
MSS-R/L*-18	Deadlock	263.00	270.00	248.00	227.00	248.00	227.00	270.00
MSS-R/L*-20	Entrance/Apartment	327.00	341.00	312.00	299.00	312.00	299.00	341.00
MSS-R/L*-21	Dormitory with Deadbolt	327.00	341.00	312.00	299.00	312.00	299.00	341.00
MSS-R/L*-29	Classroom Deadbolt	263.00	270.00	248.00	227.00	248.00	227.00	270.00
MSS-R/L*-81	Hotel Privacy	254.00	270.00	254.00	238.00	254.00	238.00	270.00
Double Cylinder Functions								
MSS-R/L*-09	Apartment/Exit/Public Toilet	366.00	280.00	351.00	338.00	351.00	338.00	380.00
MSS-R/L*-14	Storeroom	366.00	280.00	351.00	338.00	351.00	338.00	380.00
MSS-R/L*-16	Deadlock	263.00	270.00	248.00	227.00	248.00	227.00	270.00
MSS-R/L*-30	Institutional	366.00	280.00	351.00	338.00	351.00	338.00	380.00
MSS-R/L*-32	Intruder Latch Bolt	366.00	280.00	351.00	338.00	351.00	338.00	380.00
MSS-R/L*-33	Intruder Deadbolt	366.00	280.00	351.00	338.00	351.00	338.00	380.00
MSS-R/L*-34	Intruder Deadbolt	366.00	280.00	351.00	338.00	351.00	338.00	380.00
MSS-R/L*-35	Storeroom with Deadbolt	366.00	280.00	351.00	338.00	351.00	338.00	380.00
MSS-R/L*-82	Storeroom	366.00	280.00	351.00	338.00	351.00	338.00	380.00
Non-Keyed Functions								
MSS-R/L*-01	Passage/Closet	254.00	270.00	254.00	238.00	254.00	238.00	270.00
MSS-R/L*-02/19	Privacy/Bathroom	305.00	320.00	291.00	276.00	291.00	276.00	320.00
MSS-R/L*-22	Privacy	305.00	320.00	291.00	276.00	291.00	276.00	320.00
MSS-R/L*-31	Exit	220.00	235.00	220.00	206.00	220.00	206.00	235.00
MSS-R/L*-41	Single Dummy	107.00	114.00	107.00	100.00	107.00	100.00	114.00
MSS-R/L*-42	Double Dummy	199.00	214.00	199.00	185.00	199.00	185.00	214.00



[1] Complete stainless steel trims available only with Sentinel, Congress, Artistic, Tango, Imperial, Quest, Gala & Regal. [2] Regal knob available in US3,4,26D,32,32D only. [3] All locks comes with 6-pin Schlage C Keyway standard cylinder. [4] GGMK, GMK & MK available at additional charge. [5] Prices based on F.O.B. City of Industry, CA. [6] Prices subject to change without notice. ** Schlage is a registered trademark of



ANSI Grade 1 Heavy Duty Mortise Lock

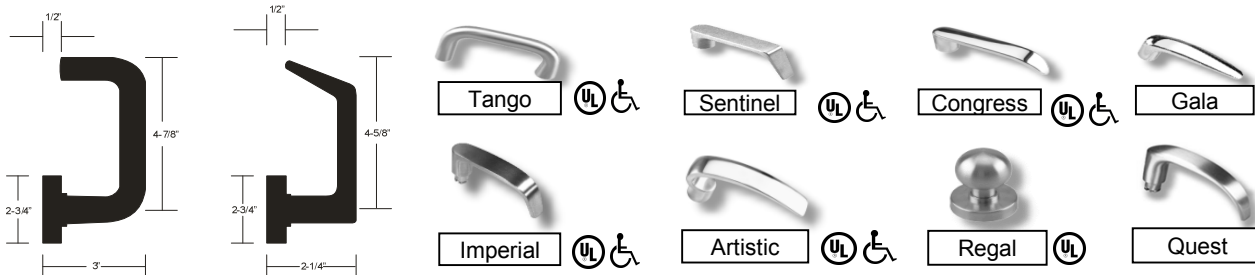
MSE Series standard escutcheon trims available in 8 different designs.
Lever styles: Sentinel, Artistic, Congress, Tango, Gala, Imperial, Quest.
Knob style: Regal.
***R=Regular; L=Low**

Standard Escutcheon

Escutcheon Dimensions 5/8"(D) x 2-1/4"(W) x 8-1/8" (L)

Escutcheon Dimensions 7/16"(D) x 2-1/4"(W) x 8-1/8" (L)

MSE Series	Escutcheon Trims Levers & Knobs	FINISH						
		US32D	US32	US3	US4	US26	US26D	US10B
Single Cylinder Functions								
MSE-R/L*-04	Entry/Office	354.00	368.00	354.00	332.00	354.00	332.00	368.00
MSE-R/L*-05	Classroom	354.00	368.00	354.00	332.00	354.00	332.00	368.00
MSE-R/L*-06	Holdback	354.00	368.00	354.00	332.00	354.00	332.00	368.00
MSE-R/L*-07	Storeroom/Closet	354.00	368.00	354.00	332.00	354.00	332.00	368.00
MSE-R/L*-08	Front Door/Corridor	368.00	383.00	368.00	347.00	368.00	347.00	383.00
MSE-R/L*-12	Dormitory/Exit	368.00	383.00	368.00	347.00	368.00	347.00	383.00
MSE-R/L*-13	Dormitory/Exit	368.00	383.00	368.00	347.00	368.00	347.00	383.00
MSE-R/L*-15	Hotel or Motel	368.00	383.00	368.00	347.00	368.00	347.00	383.00
MSE-R/L*-17	Deadlock	319.00	326.00	304.00	283.00	304.00	282.00	326.00
MSE-R/L*-18	Deadlock	319.00	326.00	304.00	283.00	304.00	282.00	326.00
MSE-R/L*-20	Entrance/Apartment	368.00	383.00	368.00	347.00	368.00	347.00	383.00
MSE-R/L*-21	Dormitory with Deadbolt	368.00	383.00	368.00	347.00	368.00	347.00	383.00
MSE-R/L*-29	Classroom Deadbolt	319.00	326.00	304.00	283.00	304.00	282.00	326.00
MSE-R/L*-81	Hotel Privacy	313.00	330.00	313.00	298.00	313.00	298.00	330.00
Double Cylinder Functions								
MSE-R/L*-09	Apartment/Exit/Public Toilet	422.00	435.00	407.00	393.00	407.00	393.00	435.00
MSE-R/L*-14	Storeroom	422.00	435.00	407.00	393.00	407.00	393.00	435.00
MSE-R/L*-16	Deadlock	319.00	326.00	304.00	283.00	304.00	283.00	326.00
MSE-R/L*-30	Institutional	422.00	435.00	407.00	393.00	407.00	393.00	435.00
MSE-R/L*-32	Intruder Latch Bolt	422.00	435.00	407.00	393.00	407.00	393.00	435.00
MSE-R/L*-33	Intruder Deadbolt	422.00	435.00	407.00	393.00	407.00	393.00	435.00
MSE-R/L*-34	Intruder Deadbolt	422.00	435.00	407.00	393.00	407.00	393.00	435.00
MSE-R/L*-35	Storeroom with Deadbolt	422.00	435.00	407.00	393.00	407.00	393.00	435.00
MSE-R/L*-82	Storeroom	422.00	435.00	407.00	393.00	407.00	393.00	435.00
Non-Keyed Functions								
MSE-R/L*-01	Passage/Closet	313.00	330.00	313.00	298.00	313.00	298.00	330.00
MSE-R/L*-02/19	Privacy/Bathroom	354.00	368.00	354.00	332.00	354.00	332.00	368.00
MSE-R/L*-22	Privacy	354.00	368.00	354.00	332.00	354.00	332.00	368.00
MSE-R/L*-31	Exit	276.00	290.00	276.00	262.00	276.00	262.00	290.00
MSE-R/L*-41	Single Dummy	162.00	170.00	162.00	156.00	162.00	156.00	170.00
MSE-R/L*-42	Double Dummy	255.00	269.00	255.00	241.00	255.00	241.00	269.00



[1] Complete stainless steel trims available only with Sentinel, Congress, Artistic, Tango, Imperial, Quest, Gala & Regal. [2] Regal knob available in US3,4,26D,32,32D only. [3] All locks comes with 6-pin Schlage C keyway standard cylinder. [4] GGMK, GMK & MK available at additional charge. [5] Prices based on F.O.B. City of Industry, CA. [6] Prices subject to change without notice. ** Schlage is a registered trademark of Schlage Lock.

ANSI Grade 1 Heavy Duty Mortise Lock

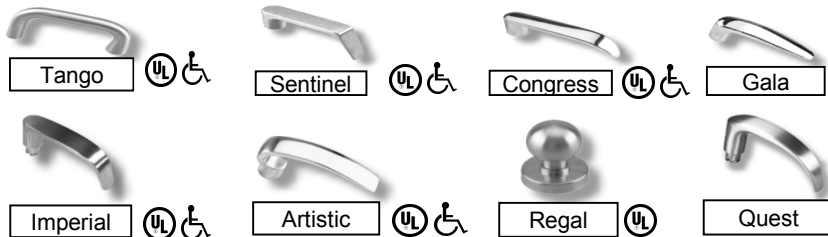
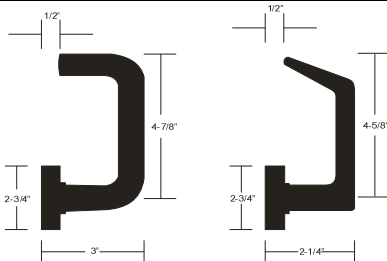


MSW Series wide escutcheon trims available in 8 different designs.
Lever styles: Sentinel, Artistic, Congress, Tango, Gala, Imperial, Quest.
Knob style: Regal.

Wide Escutcheon

Escutcheon Dimensions 5/8"(D) x 2-5/8"(W) x 8-1/2"(L)

MSW Series		Escutcheon Trims	FINISH
		Levers & Knobs	US26D
Single Cylinder Functions			
MSE-W-04	Entry/Office		352.00
MSE-W-05	Classroom		352.00
MSE-W-06	Holdback		352.00
MSE-W-07	Storeroom/Closet		352.00
MSE-W-08	Front Door/Corridor		366.00
MSE-W-12	Dormitory/Exit		366.00
MSE-W-13	Dormitory/Exit		366.00
MSE-W-15	Hotel or Motel		366.00
MSE-W-17	Deadlock		303.00
MSE-W-18	Deadlock		303.00
MSE-W-20	Entrance/Apartment		366.00
MSE-W-21	Dormitory with Deadbolt		366.00
MSE-W-29	Classroom Deadbolt		303.00
MSE-W-81	Hotel Privacy		324.00
Double Cylinder Functions			
MSE-W-09	Apartment/Exit/Public Toilet		412.00
MSE-W-14	Storeroom		412.00
MSE-W-16	Deadlock		303.00
MSE-W-30	Institutional		412.00
MSE-W-32	Intruder Latch Bolt		412.00
MSE-W-33	Intruder Deadbolt		412.00
MSE-W-34	Intruder Deadbolt		412.00
MSE-W-35	Storeroom with Deadbolt		412.00
MSE-W-82	Storeroom		412.00
Non-Keyed Functions			
MSE-W-01	Passage/Closet		324.00
MSE-W-02/19	Privacy/Bathroom		352.00
MSE-W-22	Privacy		352.00
MSE-W-31	Exit		281.00
MSE-W-41	Single Dummy		175.00
MSE-W-42	Double Dummy		260.00



[1] Complete stainless steel trims available only with Sentinel, Congress, Artistic, Tango, Imperial, Quest, Gala & Regal. [2] Regal knob available in US3,4,26D,32,32D only. [3] All locks comes with 6-pin Schlage C keyway standard cylinder. [4] GGMM, GMK & MK available at additional charge. [5] Prices based on F.O.B. City of Industry, CA. [6] Prices subject to change without notice. ** Schlage is a registered trademark of



CLUTCHING Sectional

ANSI Grade 1 Heavy Duty Mortise Lock

MCS Series sectional trims available in 8 different designs.
Lever styles: Sentinel, Artistic, Congress, Tango, Gala, Imperial, Quest.
Knob style: Regal

MCS Series	Sectional Trims Levers & Knobs	FINISH						
		US32D	US32	US3	US4	US26	US26D	US10B
Single Cylinder Functions								
MCS-05	Classroom	333.00	348.00	320.00	304.00	320.00	304.00	348.00
MCS-15	Hotel	333.00	348.00	320.00	304.00	320.00	304.00	348.00
MCS-20	Entrance/Apartment	355.00	369.00	341.00	327.00	341.00	327.00	369.00



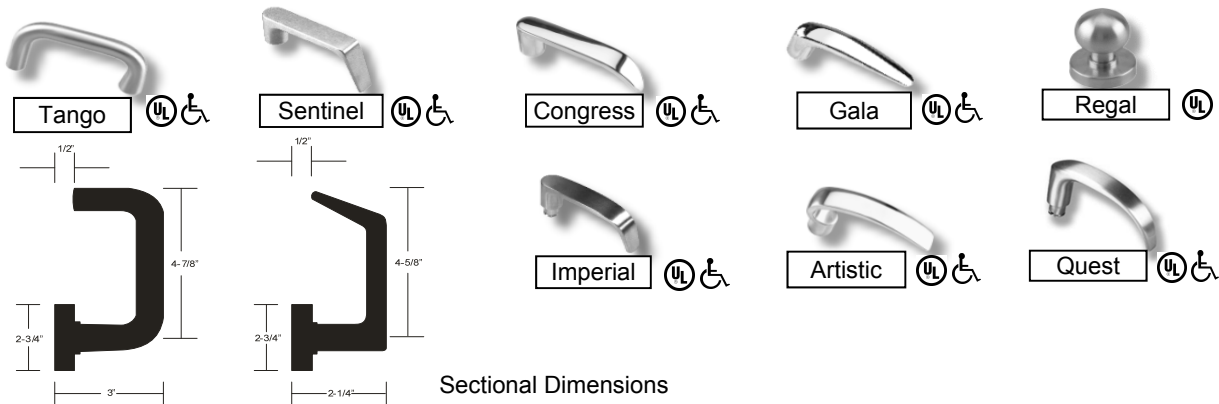
CLUTCHING Escutcheon

ANSI Grade 1 Heavy Duty Mortise Lock

MCE, MCW Series escutcheon trims available in 8 different designs.
Lever styles: Sentinel, Artistic, Congress, Tango, Gala, Imperial, Quest.
Knob style: Regal

MCE Series Escutcheon Dimensions 5/8"(D) x 2-1/4"(W) x 8-1/8" (L)
 MCW Series Escutcheon Dimensions 5/8"(D) x 2-5/8"(W) x 8-1/2"(L)

MCE, MCW Series	Escutcheon Trims Levers & Knobs	FINISH						
		US32D	US32	US3	US4	US26	US26D	US10B
Single Cylinder Functions								
MCE-05	Classroom	355.00	369.00	355.00	333.00	355.00	333.00	369.00
MCE-15	Hotel	355.00	369.00	355.00	333.00	355.00	333.00	369.00
MCE-20	Entrance/Apartment	369.00	384.00	369.00	348.00	369.00	348.00	384.00
MCW-05	Classroom	402.00	416.00	402.00	381.00	402.00	381.00	416.00
MCW-15	Hotel	402.00	416.00	402.00	381.00	402.00	381.00	416.00
MCW-20	Entrance/Apartment	416.00	430.00	416.00	394.00	416.00	394.00	430.00



[1] Complete stainless steel trims available only with Sentinel, Congress, Artistic, Tango, Imperial, Quest, Gala & Regal. [2] Regal knob available in US3, 4, 26D, 32, 32D only. [3] All locks comes with 6-pin Schlage C keyway standard cylinder. [4] GGMK, GMK & MK available at additional charge. [5] Prices based on F.O.B. City of Industry, CA. [6] Prices subject to change without notice. ** Schlage is a registered trademark of Schlage Lock.



ANSI Grade 1 Heavy Duty Mortise Lock

DESIGNER SECTIONAL

MDS Series	Sectional Trims Levers	FINISH						
		US32D	US32	US3	US4	US26	US26D	US10B
Single Cylinder Functions								
MSS-L*-04	Entry/Office	497.00	497.00	458.00	458.00	458.00	458.00	497.00
MSS-L*-05	Classroom	497.00	497.00	458.00	458.00	458.00	458.00	497.00
MSS-L*-07	Storeroom/Closet	497.00	497.00	458.00	458.00	458.00	458.00	497.00
MSS-L*-13	Dormitory/Exit	516.00	516.00	476.00	476.00	476.00	476.00	516.00
MSS-L*-17	Deadlock	440.00	440.00	402.00	402.00	402.00	402.00	440.00
MSS-L*-18	Deadlock	408.00	408.00	369.00	369.00	369.00	369.00	408.00
MSS-L*-20	Entrance/Apartment	516.00	516.00	476.00	476.00	476.00	476.00	516.00
Double Cylinder Functions								
MSS-L*-14	Storeroom	556.00	556.00	517.00	517.00	517.00	517.00	556.00
MSS-L*-16	Deadlock	440.00	440.00	402.00	402.00	402.00	402.00	440.00
Non-Keyed Functions								
MSS-L*-01	Passage/Closet	458.00	458.00	420.00	420.00	420.00	420.00	458.00
MSS-L*-19	Privacy/Bathroom	499.00	499.00	461.00	461.00	461.00	461.00	499.00
MSS-L*-41	Single Dummy	346.00	346.00	298.00	298.00	298.00	298.00	346.00
MSS-L*-42	Double Dummy	434.00	434.00	396.00	396.00	396.00	396.00	434.00

Note 1*: MSS-B (Bevel), C (Curve), F (Flat), H (Heritage), LS (LS), S (Square), V (Vintage) Levers, quote upon request.

Note 2: For dimensions, refer to Catalog and TownSteel website.



ANSI Grade 1 Heavy Duty Mortise Lock

DESIGNER ESCUTCHEON

MDE Series	Escutcheon Trims Levers	FINISH						
		US32D	US32	US3	US4	US26	US26D	US10B
Single Cylinder Functions								
MSE-L*-04	Entry/Office	535.00	535.00	496.00	496.00	496.00	496.00	535.00
MSE-L*-05	Classroom	535.00	535.00	496.00	496.00	496.00	496.00	535.00
MSE-L*-07	Storeroom/Closet	535.00	535.00	496.00	496.00	496.00	496.00	535.00
MSE-L*-13	Dormitory/Exit	554.00	554.00	514.00	514.00	514.00	514.00	554.00
MSE-L*-17	Deadlock	478.00	478.00	439.00	439.00	439.00	439.00	478.00
MSE-L*-18	Deadlock	446.00	446.00	407.00	407.00	407.00	407.00	446.00
MSE-L*-20	Entrance/Apartment	554.00	554.00	514.00	514.00	514.00	514.00	554.00
Double Cylinder Functions								
MSE-L*-14	Storeroom	594.00	594.00	555.00	555.00	555.00	555.00	594.00
MSE-L*-16	Deadlock	478.00	478.00	439.00	439.00	439.00	439.00	478.00
Non-Keyed Functions								
MSE-L*-01	Passage/Closet	496.00	496.00	458.00	458.00	458.00	458.00	496.00
MSE-L*-19	Privacy/Bathroom	537.00	537.00	499.00	499.00	499.00	499.00	537.00
MSE-L*-41	Single Dummy	384.00	384.00	335.00	335.00	335.00	335.00	384.00
MSE-L*-42	Double Dummy	472.00	472.00	434.00	434.00	434.00	434.00	472.00

Note 1*: MSE-C (Cube), AD (Art Deco), F (Flat), N (N), O (Oval), S (Square), V (Vintage) Levers, quote upon request.

Note 2: For dimensions, refer to Catalog and TownSteel website.


[1] Please refer to the lever sheet for levers available. [3] All locks comes with 6-pin Schlage C keyway standard cylinder. [4] GGMK, GMK & MK available at additional charge. [5] Prices based on F.O.B., City of Industry, CA. [6] Prices subject to change without notice. ** Schlage is a registered trademark of Schlage Lock.

ANSI Grade 1 Heavy Duty Mortise Lock




DESIGNER SECTIONAL
DESIGNER ESCUTCHEON

Brass/Zinc Lever Designs Available:



SST Lever Designs available:



* Not all levers available in all finishes, please contact factory.

* For levers and finishes not shown, please contact factory.

[1] Complete stainless steel trims available only with Sentinel, Congress, Artistic, Tango, Imperial, Gala & Regal. [2] Regal knob available in US3,4,26D,32,32D only. [3] All locks comes with 6-pin Schlage C keyway standard cylinder. [4] GGMMK, GMK & MK available at additional charge. [5] Prices based on F.O.B. Covina, CA. [6] Prices subject to change without notice. ** Schlage is a registered trademark of Schlage Lock.




**Push Pull Mortise
ANSI Grade 1 Mortise Lockset**

MSS-PP

MSS Series	Sectional Trims Levers & Knobs	FINISH US32D
Single Cylinder Functions		
MSS-04-PP	Entry/Office	497.00
MSS-05-PP	Classroom	497.00
MSS-06-PP	Holdback	497.00
MSS-07-PP	Storeroom/Closet	497.00
MSS-08-PP	Front Door/Corridor	516.00
MSS-12-PP	Dormitory/Exit	516.00
MSS-13-PP	Dormitory/Exit	516.00
MSS-15-PP	Hotel or Motel	516.00
MSS-20-PP	Entrance/Apartment	516.00
MSS-21-PP	Dormitory with Deadbolt	516.00
MSS-26-PP	Institutional Privacy	516.00
Double Cylinder Functions		
MSS-09-PP	Apartment/Exit/Public Toilet	556.00
MSS-11-PP	Dormitory/Exit	556.00
MSS-14-PP	Storeroom	556.00
MSS-30-PP	Institutional	556.00
MSS-32-PP	Intruder Latch Bolt	556.00
MSS-33-PP	Intruder Deadbolt	588.00
MSS-34-PP	Intruder Deadbolt	588.00
MSS-35-PP	Storeroom with Deadbolt	588.00
Non-Keyed Functions		
MSS-01-PP	Passage/Closet	453.00
MSS-02/19-PP	Privacy/Bathroom	499.00
MSS-22-PP	Privacy	499.00
MSS-31-PP	Exit	499.00
MSS-41-PP	Single Dummy	346.00
MSS-42-PP	Double Dummy	434.00

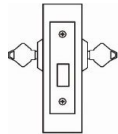
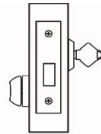
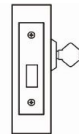
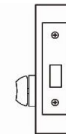
Tubular Series	Descriptions	FINISH US32D
Tubular Passage		
TLL-8301-PP	Passage	385.00



DBM


Heavy Duty Auxiliary Mortise Deadbolt Lock

DBM Series	Function	FINISH						
		US32D	US32	US3	US4	US26	US26D	US10B
With Standard 6-pin Cylinder								
DBM-15	Classroom Deadlock, Key O/S by turnpiece I/S (T-turn will retract but not project deadbolt)	231.00	231.00	210.00	189.00	210.00	189.00	231.00
DBM-16	Deadlock by key on either side	231.00	231.00	210.00	189.00	210.00	189.00	231.00
DBM-17	Deadlock by key O/S and turnpiece I/S	231.00	231.00	210.00	189.00	210.00	189.00	231.00
DBM-18	Deadlock by key one side only	221.00	221.00	200.00	179.00	200.00	179.00	221.00
DBM-29	Exit Lock	221.00	221.00	200.00	179.00	200.00	179.00	221.00


DBM16

DBM15
DBM17

DBM18

DBM29

[1] All locks come with 6-pin Schlage C keyway standard cylinder. [2] GG MK, GMK & MK available at additional charge. [4] Prices based on F.O.B. City of Industry, CA. [5] Prices subject to change without notice. ** Schlage is a registered trademark of Schlage Lock.

MS Mortise Lock with Electrified Mortise Sectional



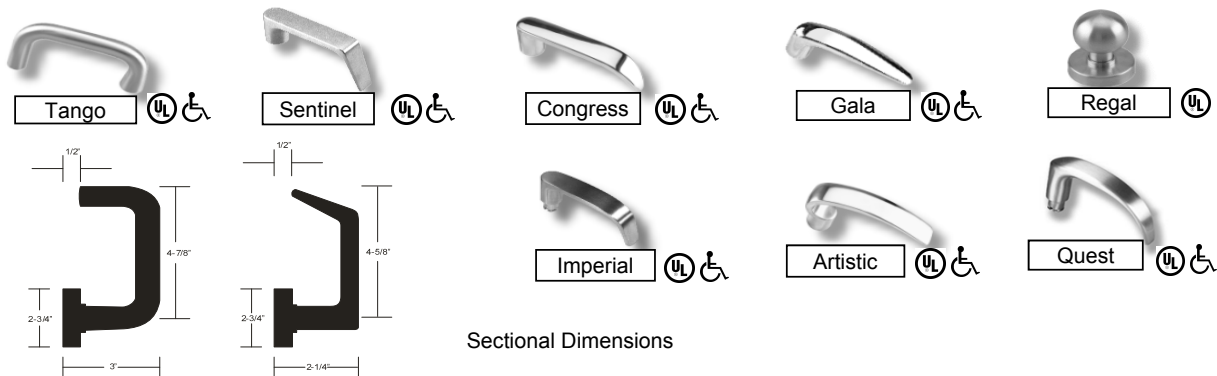
ANSI Grade 1 Heavy Duty Electrified Mortise Lock

MSS sectional trims available in 8 different designs.

Lever styles: Sentinel, Artistic, Congress, Tango, Gala, Imperial, Quest.

Knob style: Regal

MSS Series	Sectional Trims Levers & Knobs	FINISH						
		US32D	US32	US3	US4	US26	US26D	US10B
Single Cylinder Functions, 3-Position monitoring								
MSS-121	Fail Safe (12VDC)	594.00	620.00	578.00	546.00	578.00	546.00	646.00
MSS-122	Fail Secure (12VDC)	594.00	620.00	578.00	546.00	578.00	546.00	646.00
MSS-241	Fail Safe (24VDC)	594.00	620.00	578.00	546.00	578.00	546.00	646.00
MSS-242	Fail Secure (24VDC)	594.00	620.00	578.00	546.00	578.00	546.00	646.00
Single Cylinder Functions, RQE								
MSS-121RQE	Fail Safe (12VDC)	594.00	620.00	578.00	546.00	578.00	546.00	646.00
MSS-122RQE	Fail Secure (12VDC)	594.00	620.00	578.00	546.00	578.00	546.00	646.00
MSS-241RQE	Fail Safe (24VDC)	594.00	620.00	578.00	546.00	578.00	546.00	646.00
MSS-242RQE	Fail Secure (24VDC)	594.00	620.00	578.00	546.00	578.00	546.00	646.00
Deadbolt w/Thumbturn Functions, RQE								
MSS-121-DB	Fail Safe (12VDC)	636.00	662.00	620.00	588.00	620.00	588.00	688.00
MSS-122-DB	Fail Secure (12VDC)	636.00	662.00	620.00	588.00	620.00	588.00	688.00
MSS-241-DB	Fail Safe (24VDC)	636.00	662.00	620.00	588.00	620.00	588.00	688.00
MSS-242-DB	Fail Secure (24VDC)	636.00	662.00	620.00	588.00	620.00	588.00	688.00
Deadbolt w/Double Cylinder Functions, RQE								
MSS-121-DC	Fail Safe (12VDC)	636.00	662.00	620.00	588.00	620.00	588.00	688.00
MSS-122-DC	Fail Secure (12VDC)	636.00	662.00	620.00	588.00	620.00	588.00	688.00
MSS-241-DC	Fail Safe (24VDC)	636.00	662.00	620.00	588.00	620.00	588.00	688.00
MSS-242-DC	Fail Secure (24VDC)	636.00	662.00	620.00	588.00	620.00	588.00	688.00



[1] Complete stainless steel trims available only with Sentinel, Congress, Artistic, Tango, Imperial, Gala & Regal. [2] Regal knob available in US3, 4, 26D, 32, 32D only. [3] All locks comes with 6-pin Schlage C keyway standard cylinder. [4] GGMK, GMK & MK available at additional charge. [5] Prices based on F.O.B. City of Industry, CA. [6] Prices subject to change without notice. ** Schlage is a registered trademark of Schlage Lock.



MS Mortise Lock with Electrified Mortise Escutcheon

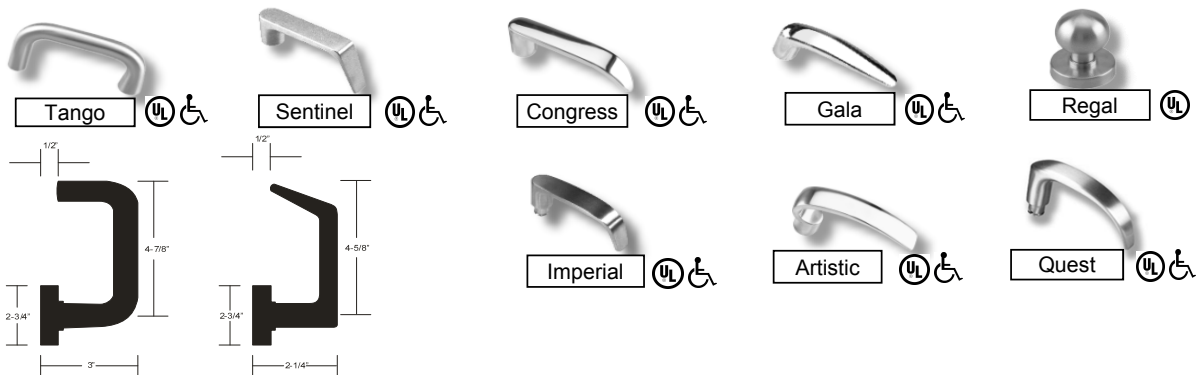
ANSI Grade 1 Heavy Duty Electrified Mortise Lock

MSE escutcheon trims available in 8 different designs.


Lever styles: Sentinel, Artistic, Congress, Tango, Gala, Imperial, Quest.

Knob style: Regal

MSE Series	Escutcheon Trims Levers & Knobs	FINISH						
		US32D	US32	US3	US4	US26	US26D	US10B
Single Cylinder Functions, 3-Position monitoring								
MSE-121	Fail Safe (12VDC)	641.00	662.00	641.00	604.00	641.00	604.00	699.00
MSE-122	Fail Secure (12VDC)	641.00	662.00	641.00	604.00	641.00	604.00	699.00
MSE-241	Fail Safe (24VDC)	641.00	662.00	641.00	604.00	641.00	604.00	699.00
MSE-242	Fail Secure (24VDC)	641.00	662.00	641.00	604.00	641.00	604.00	699.00
Single Cylinder Functions, RQE								
MSE-121RQE	Fail Safe (12VDC)	641.00	662.00	641.00	604.00	641.00	604.00	699.00
MSE-122RQE	Fail Secure (12VDC)	641.00	662.00	641.00	604.00	641.00	604.00	699.00
MSE-241RQE	Fail Safe (24VDC)	641.00	662.00	641.00	604.00	641.00	604.00	699.00
MSE-242RQE	Fail Secure (24VDC)	641.00	662.00	641.00	604.00	641.00	604.00	699.00
Deadbolt w/Thumbturn Functions, RQE								
MSE-121-DB	Fail Safe (12VDC)	683.00	704.00	683.00	646.00	683.00	646.00	741.00
MSE-122-DB	Fail Secure (12VDC)	683.00	704.00	683.00	646.00	683.00	646.00	741.00
MSE-241-DB	Fail Safe (24VDC)	683.00	704.00	683.00	646.00	683.00	646.00	741.00
MSE-242-DB	Fail Secure (24VDC)	683.00	704.00	683.00	646.00	683.00	646.00	741.00
Deadbolt w/Double Cylinder Functions, RQE								
MSE-121-DC	Fail Safe (12VDC)	683.00	704.00	683.00	646.00	683.00	646.00	741.00
MSE-122-DC	Fail Secure (12VDC)	683.00	704.00	683.00	646.00	683.00	646.00	741.00
MSE-241-DC	Fail Safe (24VDC)	683.00	704.00	683.00	646.00	683.00	646.00	741.00
MSE-242-DC	Fail Secure (24VDC)	683.00	704.00	683.00	646.00	683.00	646.00	741.00



[1] Complete stainless steel trims available only with Sentinel, Congress, Artistic, Tango, Imperial, Gala & Regal. [2] Regal knob available in US3, 4, 26D, 32, 32D only. [3] All locks comes with 6-pin Schlage C keyway standard cylinder. [4] GGMM, GMK & MK available at additional charge. [5] Prices based on F.O.B. City of Industry, CA. [6] Prices subject to change without notice. ** Schlage is a registered trademark of Schlage Lock.



Power Supply- 110-120 VAC input



MS Timer Lock with Electrified Mortise Escutcheon

ANSI Grade 1 Heavy Duty Electrified Mortise Lock

MSE escutcheon trims available in 8 different designs.

Lever styles: Sentinel, Artistic, Congress, Tango, Gala, Imperial, Quest.

Knob style: Regal

Timer-24 hour electromechanical



Battery- 12V



TME Series	Escutcheon Trims Levers & Knobs	FINISH						
		US32D	US32	US3	US4	US26	US26D	US10B
Single Cylinder Functions								
TME-E-L	Fail Secure (12VDC)	N/A	N/A	N/A	N/A	N/A	2,596.00	N/A
TME-E-L-A*	Fail Secure (12VDC)	N/A	N/A	N/A	N/A	N/A	2,615.00	N/A

*Note 1: TME-E-L-A with ADA Thumbturn



MS Electrified Mortise Lock Escutcheon

ANSI Grade 1 Heavy Duty Electrified Mortise Lock

MSE escutcheon trims available in 8 different designs.

Lever styles: Sentinel, Artistic, Congress, Tango, Gala, Imperial, Quest.

Knob style: Regal

MEE Series	Escutcheon Trims Levers & Knobs	FINISH						
		US32D	US32	US3	US4	US26	US26D	US10B
Single Cylinder Functions								
MEE-E-L	Fail Secure (12VDC)	N/A	N/A	N/A	N/A	N/A	1,470.00	N/A
MEE-E-L-A	Fail Secure (12VDC)	N/A	N/A	N/A	N/A	N/A	1,489.00	N/A

Note 1: Lock does not include timer and power supply

Note 2: MEE-E-L-A with ADA Thumbturn

[1] All locks comes with 6-pin Schlage C keyway standard cylinder. [2] GGMK, GMK & MK available at additional charge. [3] Prices based on F.O.B. City of Industry, CA. [4] Prices subject to change without notice. ** Schlage is a registered trademark of Schlage Lock.



XCE 2000 Cylindrical Grade 1 Electronic Lockset with Keypad

Lever Styles: Sentinel (S), Quest (Q) and Gala (G)

XCE Series	Function	Unit Price
		26D/10B
XCE-2010 or IC	Rigid, Electronic Cylindrical Lockset Standard Cylinder C Keyway, or Small Format 6 or 7 pin, or LFIC Schlage/Corbin Russwin 6 pin, less core	646.00
XCE-2020 or IC	Clutched, Electronic Cylindrical Lockset Standard Cylinder C Keyway, or Small Format 6 or 7 pin, or LFIC Schlage/Corbin Russwin 6 pin, less core	722.00
XCE-2030 or IC	Rigid, Electronic Cylindrical Lockset High Security cylinder, Townsteel "L" keyway, Regular 6 pin, SFIC 7 pin- less core	783.00
XCE-2040 or IC	Clutched, Electronic Cylindrical Lockset High Security cylinder, Townsteel "L" keyway, Regular 6 pin, SFIC 7 pin- less core	858.00



FCE 2000 Cylindrical Grade 1 Lockset with RFID Technology

*Programming Pack Not Included.
(1 Programming pack per job required)*

FCE Series	Function	Unit price
		26D/10B
FCE-2010 or IC	Rigid, Cylindrical Lockset, Keycard, Standard Cylinder C Keyway, or Small Format 6 or 7 pin, or LFIC Schlage/Corbin Russwin 6 pin, less core	722.00
FCE-2020 or IC	Clutched, Cylindrical Lockset, Keycard, Standard Cylinder C Keyway, or Small Format 6 or 7 pin, or LFIC Schlage/Corbin Russwin 6 pin, less core	790.00
FCE-2030 or IC	Rigid, Cylindrical Lockset, Keycard, High Security cylinder, Townsteel "L" keyway, Regular 6 pin, SFIC 7 pin- less core	858.00
FCE-2040 or IC	Clutched, Cylindrical Lockset, Keycard, High Security cylinder, Townsteel "L" keyway, Regular 6 pin, SFIC 7 pin- less core	927.00
Programming Pack	Includes: Programming, Register and Clear Keycards	6.00 (NET Unit Price)



XME 2000 Mortise Grade 1 Electronic Lockset with Keypad

XME Series	Function	Unit price
		26D/10B
XME-2010 or IC	Rigid, Mortise Lockset Standard Cylinder C Keyway, or Small Format 6 or 7 pin, or LFIC Schlage/Corbin Russwin 6 pin, less core	722.00
XME-2020 or IC	Clutched, Mortise Lockset Standard Cylinder C Keyway, or Small Format 6 or 7 pin, or LFIC Schlage/Corbin Russwin 6 pin, less core	790.00
XME-2030 or IC	Rigid, Mortise Lockset High Security cylinder, Townsteel "L" keyway, Regular 6 pin, SFIC 7 pin- less core	858.00
XME-2040 or IC	Clutched, Electronic Mortise Lockset High Security cylinder, Townsteel "L" keyway, Regular 6 pin, SFIC 7 pin- less core	927.00
XME-2050 or IC	Rigid, Mortise Lockset with Deadbolt Standard Cylinder C Keyway, or Small Format 6 or 7 pin, or LFIC Schlage/Corbin Russwin 6 pin, less core	722.00
XME-2060 or IC	Clutched, Mortise Lockset with Deadbolt Standard Cylinder C Keyway, or Small Format 6 or 7 pin, or LFIC Schlage/Corbin Russwin 6 pin, less core	790.00
XME-2070 or IC	Rigid, Mortise Lockset with Deadbolt High Security cylinder, Townsteel "L" keyway, Regular 6 pin, SFIC 7 pin- less core	858.00
XME-2080 or IC	Clutched, Mortise Lockset with Deadbolt High Security cylinder, Townsteel "L" keyway, Regular 6 pin, SFIC 7 pin- less core	927.00



FME 2000 Mortise Grade 1 Lockset with RFID Technology

*Programming Pack Not Included.
(1 Programming pack per job required)*

FME Series	Function	Unit price
		26D/10B
FME-2010 or IC	Rigid, Mortise Lockset, Keycard, Standard Cylinder C Keyway, or Small Format 6 or 7 pin, or LFIC Schlage/Corbin Russwin 6 pin, less core	790.00
FME-2020 or IC	Clutched, Mortise Lockset, Keycard, Standard Cylinder C Keyway, or Small Format 6 or 7 pin, or LFIC Schlage/Corbin Russwin 6 pin, less core	864.00
FME-2030 or IC	Rigid, Mortise Lockset, Keycard, High Security cylinder, Townsteel "L" keyway, Regular 6 pin, SFIC 7 pin- less core	927.00
FME-2040 or IC	Clutched, Electronic Mortise Lockset, Keycard, High Security cylinder, Townsteel "L" keyway, Regular 6 pin, SFIC 7 pin- less core	1,000.00
FME-2050 or IC	Rigid, Mortise Lockset, Keycard, with Deadbolt Standard Cylinder C Keyway, or Small Format 6 or 7 pin, or LFIC Schlage/Corbin Russwin 6 pin, less core	790.00
FME-2060 or IC	Clutched, Mortise Lockset, Keycard, with Deadbolt Standard Cylinder C Keyway, or Small Format 6 or 7 pin, or LFIC Schlage/Corbin Russwin 6 pin, less core	864.00
FME-2070 or IC	Rigid, Mortise Lockset, Keycard, with Deadbolt High Security cylinder, Townsteel "L" keyway, Regular 6 pin, SFIC 7 pin- less core	927.00
FME-2080 or IC	Clutched, Electronic Mortise Lockset, Keycard, with Deadbolt High Security cylinder, Townsteel "L" keyway, Regular 6 pin, SFIC 7 pin- less core	1,000.00
Programming Pack	Includes: Programming, Register and Clear Keycards	6.00 (NET Unit Price)



FCE-3000 (O/S)



Remote Open Unit (ROU)

FCE 3000 RFID Cylindrical Lockset with ROU

Programming Pack Not Included.
(1 Programming pack per job required)

Lever Styles: Sentinel (S), Quest (Q) and Gala (G)

FCE Series	Function	Finish
		US26D / US10B
FCE-3010 or IC	Rigid, Cylindrical Lockset, Keycard, Standard Cylinder C Keyway, or Small Format 6 or 7 pin, or LFIC Schlage/Corbin Russwin 6 pin, less core	910.00
FCE-3020 or IC	Clutched, Cylindrical Lockset, Keycard, Standard Cylinder C Keyway, or Small Format 6 or 7 pin, or LFIC Schlage/Corbin Russwin 6 pin, less core	910.00
FCE-3030 or IC	Rigid, Cylindrical Lockset, Keycard, High Security cylinder, Townsteel "L" keyway, Regular 6 pin, SFIC 7 pin- less core	1,046.00
FCE-3040 or IC	Clutched, Cylindrical Lockset, Keycard, High Security cylinder, Townsteel "L" keyway, Regular 6 pin, SFIC 7 pin- less core	1,046.00
Programming Pack	Includes: Programming, Register and Clear Keycards	6.00 (NET)



FME-3000 (O/S)



FME-3000 (I/S)

FME 3000 RFID Mortise Lockset with ROU

Programming Pack Not Included.
(1 Programming pack per job required)

Lever Styles: Sentinel (S), Quest (Q) and Gala (G)

FME Series	Function	Finish
		US26D / US10B
FME-3010 or IC	Rigid, Mortise Lockset, Keycard, Standard Cylinder C Keyway, or Small Format 6 or 7 pin, or LFIC Schlage/Corbin Russwin 6 pin, less core	986.00
FME-3020 or IC	Clutched, Mortise Lockset, Keycard, Standard Cylinder C Keyway, or Small Format 6 or 7 pin, or LFIC Schlage/Corbin Russwin 6 pin, less core	986.00
FME-3030 or IC	Rigid, Mortise Lockset, Keycard, High Security cylinder, Townsteel "L" keyway, Regular 6 pin, SFIC 7 pin- less core	1,123.00
FME-3040 or IC	Clutched, Electronic Mortise Lockset, Keycard, High Security cylinder, Townsteel "L" keyway, Regular 6 pin, SFIC 7 pin- less core	1,123.00
Programming Pack	Includes: Programming, Register and Clear Keycards	6.00 (NET)

Remote



TS Product #	No Finish
Remote Open Unit (ROU)	68.00

Keycard



TS Product #	No Finish
Keycard	8.00

IC Core



TS Product #	US26D	
IC6	6 Pin SFIC Core, Best Keyway (uncombined)	32.00
IC7	7 Pin SFIC Core, Best Keyway (uncombined)	39.00

*High Security, please check with factory.

KEYING

Commercial Keying Charges

TS Product #	No Finish	
TLBR100	KA - Keyed Alike	20.00
TLBR200	MK - Master Keying	20.00
TLBR300	Cut Key Charge	7.00
TLBR400	Key Stamping Charge	4.00

Interchangeable Keying Charges

TS Product #	No Finish	
TLBR600	IC Keying Charge	25.00
TLBR300	Cut Key Charge	9.00
TLBR400	Key Stamping Charge	4.00



FCE 4000 RFID Electronic Classroom Intruder Cylindrical Lockset

Programming Pack Not Included.
(1 Programming pack per job required)

Lever Styles: Sentinel (S), Quest (Q) and Gala (G)

FCE Series	Function	Finish
		US26D / US10B
FCE-4010 or IC	Rigid, Cylindrical Lockset, Keycard, Standard Cylinder C Keyway, or Small Format 6 or 7 pin, or LFIC Schlage/Corbin Russwin 6 pin, less core	910.00
FCE-4020 or IC	Clutched, Cylindrical Lockset, Keycard, Standard Cylinder C Keyway, or Small Format 6 or 7 pin, or LFIC Schlage/Corbin Russwin 6 pin, less core	910.00
FCE-4030 or IC	Rigid, Cylindrical Lockset, Keycard, High Security cylinder, Townsteel "L" keyway, Regular 6 pin, SFIC 7 pin- less core	1,046.00
FCE-4040 or IC	Clutched, Cylindrical Lockset, Keycard, High Security cylinder, Townsteel "L" keyway, Regular 6 pin, SFIC 7 pin- less core	1,046.00
Programming Pack	Includes: Programming, Register and Clear Keycards	6.00 (NET)



FME 4000 RFID Electronic Intruder Classroom Mortise Lockset

Programming Pack Not Included.
(1 Programming pack per job required)

Lever Styles: Sentinel (S), Quest (Q) and Gala (G)

FME Series	Function	Finish
		US26D / US10B
FME-4010 or IC	Rigid, Mortise Lockset, Keycard, Standard Cylinder C Keyway, or Small Format 6 or 7 pin, or LFIC Schlage/Corbin Russwin 6 pin, less core	986.00
FME-4020 or IC	Clutched, Mortise Lockset, Keycard, Standard Cylinder C Keyway, or Small Format 6 or 7 pin, or LFIC Schlage/Corbin Russwin 6 pin, less core	986.00
FME-4030 or IC	Rigid, Mortise Lockset, Keycard, High Security cylinder, Townsteel "L" keyway, Regular 6 pin, SFIC 7 pin- less core	1,123.00
FME-4040 or IC	Clutched, Electronic Mortise Lockset, Keycard, High Security cylinder, Townsteel "L" keyway, Regular 6 pin, SFIC 7 pin- less core	1,123.00
Programming Pack	Includes: Programming, Register and Clear Keycards	6.00 (NET)

Remote



TS Product #	No Finish
Remote Control Unit (RCU)	68.00

Keycard



TS Product #	No Finish
Keycard	8.00

IC Core



TS Product #		US26D
IC6	6 Pin SFIC Core, Best Keyway (uncombined)	32.00
IC7	7 Pin SFIC Core, Best Keyway (uncombined)	39.00

*High Security, please check with factory.

KEYING

Commercial Keying Charges

TS Product #		No Finish
TLBR100	KA - Keyed Alike	20.00
TLBR200	MK - Master Keying	20.00
TLBR300	Cut Key Charge	7.00
TLBR400	Key Stamping Charge	4.00

Interchangeable Keying Charges

TS Product #		No Finish
TLBR600	IC Keying Charge	25.00
TLBR300	Cut Key Charge	9.00
TLBR400	Key Stamping Charge	4.00



XCE 9000 Electronic Classroom Intruder Cylindrical Lockset with Keypad

Lever Styles: Sentinel (S), Quest (Q) and Gala (G)

XCE Series	Function	Finish
		US26D / US10B
XCE-9010 or IC	Rigid, Electronic Cylindrical Lockset Standard Cylinder C Keyway, or Small Format 6 or 7 pin, or LFIC Schlage/Corbin Russwin 6 pin, less core	833.00
XCE-9020 or IC	Clutched, Electronic Cylindrical Lockset Standard Cylinder C Keyway, or Small Format 6 or 7 pin, or LFIC Schlage/Corbin Russwin 6 pin, less core	833.00
XCE-9030 or IC	Rigid, Electronic Cylindrical Lockset High Security cylinder, Townsteel "L" keyway, Regular 6 pin, SFIC 7 pin- less core	970.00
XCE-9040 or IC	Clutched, Electronic Cylindrical Lockset High Security cylinder, Townsteel "L" keyway, Regular 6 pin, SFIC 7 pin- less core	970.00



XME 9000 Electronic Intruder Classroom Mortise Lockset with Keypad

Lever Styles: Sentinel (S), Quest (Q) and Gala (G)

XME Series	Function	Finish
		US26D / US10B
XME-9010 or IC	Rigid, Mortise Lockset Standard Cylinder C Keyway, or Small Format 6 or 7 pin, or LFIC Schlage/Corbin Russwin 6 pin, less core	909.00
XME-9020 or IC	Clutched, Mortise Lockset Standard Cylinder C Keyway, or Small Format 6 or 7 pin, or LFIC Schlage/Corbin Russwin 6 pin, less core	909.00
XME-9030 or IC	Rigid, Mortise Lockset High Security cylinder, Townsteel "L" keyway, Regular 6 pin, SFIC 7 pin-less core	1,045.00
XME-9040 or IC	Clutched, Electronic Mortise Lockset High Security cylinder, Townsteel "L" keyway, Regular 6 pin, SFIC 7 pin- less core	1,045.00

Remote



TS Product #	US26D
Remote Control Unit (RCU)	68.00

IC Core



TS Product #	US26D
IC6	32.00
IC7	39.00

*High Security, please check with factory.

KEYING

Commercial Keying Charges

TS Product #	US26D
TLBR100	20.00
TLBR200	20.00
TLBR300	7.00
TLBR400	4.00

Interchangeable Keying Charges

TS Product #	US26D
TLBR600	25.00
TLBR300	9.00
TLBR400	4.00



CIL Series

Interconnected Locks

4" CTC

Levers Available: Sentinel, Quest, and Gala

CIL Series	Function	Finish	
		613	626
With Standard Schlage 6-pin Cylinder			
CIL-S-81	Double Locking-Entry, Sectional O/S	209.00	198.00
CIL-S-82	Single Locking-Passage, Sectional O/S	204.00	193.00
CIL-E-81	Double Locking-Entry, Escutcheon Plate	236.00	224.00
CIL-E-82	Single Locking-Passage, Escutcheon Plate	230.00	219.00
With SFIC, IC core not included			
CIL-S-81-IC	Double Locking-Entry, Sectional O/S, IC	209.00	198.00
CIL-S-82-IC	Single Locking-Passage, Sectional O/S, IC	204.00	193.00
CIL-E-81-IC	Double Locking-Entry, Escutcheon Plate, IC	236.00	224.00
CIL-E-82-IC	Single Locking-Passage, Escutcheon Plate, IC	230.00	219.00

Note 1: Stock finish: US26D. Other finish upon request for lead time.

[1] All standard cylinder comes with 6-pin Schlage C keyway only. [2] GGMK, GMK & MK available at additional charge. [3] Standard T strike furnished with lockset. 2 3/4" x 1 1/8" square strike with deadbolt. [4] Prices based on F.O.B. City of Industry, CA. [5] Prices subject to change without notice. ** Schlage is a registered trademark of Schlage Lock.

CE Series Grade 1 , Non-Clutched

Extra Heavy Duty Cylindrical - Low Profile Rose


Sentinel lever

Gala lever

Quest Lever


CE NON-CLUTCHED	Function	FINISH			
		US10B	US15	US26	US26D
Non Keyed and Single Cylinder, Standard 6-Pin Functions					
CE-75	Passage	191.00	191.00	191.00	191.00
CE-76/77	Privacy / Patio	227.00	227.00	227.00	227.00
CE-89	Exit Latch	227.00	227.00	227.00	227.00
CE-82	Entrance/Office	240.00	240.00	240.00	240.00
CE-84	Classroom	270.00	270.00	270.00	270.00
CE-86/89	Storeroom / Exit	240.00	240.00	240.00	240.00
CE-90	Corridor	303.00	303.00	303.00	303.00
CE-93	Hotel Motel	303.00	303.00	303.00	303.00
CE-109	Entry/Office	240.00	240.00	240.00	240.00
Double Cylinder, Standard 6-Pin					
CE-80	Communicating	303.00	303.00	303.00	303.00
CE-87	Asylum	303.00	303.00	303.00	303.00
CE-88	Vestibule	303.00	303.00	303.00	303.00
CE-91	Store Door	303.00	303.00	303.00	303.00
CE-110	Classroom Intruder	303.00	303.00	303.00	303.00
CEI NON-CLUTCHED-IC	Function	FINISH			
Small Format I.C. Core Ready. Small Format I.C. Core Not Included.					
CEI-80	Communicating	292.00	292.00	292.00	292.00
CEI-82	Entrance /Office	233.00	233.00	233.00	233.00
CEI-84	Classroom	264.00	264.00	264.00	264.00
CEI-86	Storeroom	233.00	233.00	233.00	233.00
CEI-87	Asylum	292.00	292.00	292.00	292.00
CEI-88	Vestibule	292.00	292.00	292.00	292.00
CEI-90	Corridor	292.00	292.00	292.00	292.00
CEI-91	Store Door	292.00	292.00	292.00	292.00
CEI-93	Hotel / Motel	292.00	292.00	292.00	292.00
CEI-109	Entry/Office	292.00	292.00	292.00	292.00
CEI-110	Classroom Intruder	292.00	292.00	292.00	292.00

Note 1: US3 and US4 finish upon request for lead time.

[1] All standard cylinder comes with 6-pin Schlage C keyway only. [2] GGMM, GMK & MK available at additional charge. [3] All locks come with ANSI strike unless specified otherwise. [4] Prices based on F.O.B. City of Industry, CA. [5] Prices subject to change without notice. ** Schlage is a registered trademark of Schlage Lock.

CE Series (CEC) Grade 1 , Clutched

Extra Heavy Duty Cylindrical - Low Profile Rose



Sentinel lever

CEC CLUTCHED	Function	FINISH US32D / US32
Non Keyed and Single Cylinder, Standard 6-Pin Functions		
CEC-75	Passage	288.00
CEC-76/77	Privacy / Patio	335.00
CEC-82	Entrance /Office	328.00
CEC-84	Classroom	344.00
CEC-86/89	Storeroom / Exit	310.00
CEC-90	Corridor	383.00
CEC-109	Entry/Office	338.00
Double Cylinder, Standard 6-Pin		
CEC-80	Communicating	336.00
CEC-88	Vestibule	357.00
CEC-91	Store Door	392.00
CECI CLUTCHED-IC	Function	FINISH US32D / US32
Small Format I.C. Core Ready. Small Format I.C. Core Not Included.		
CECI-80	Communicating	331.00
CECI-82	Entrance /Office	323.00
CECI-84	Classroom	339.00
CECI-86	Storeroom	305.00
CECI-88	Vestibule	352.00
CECI-90	Corridor	377.00
CECI-91	Store Door	387.00
CECI-109	Entry/Office	332.00

[1] All standard cylinder comes with 6-pin Schlage C keyway only. [2] GGMK, GMK & MK available at additional charge. [3] All locks come with ANSI strike unless specified otherwise. [4] Prices based on F.O.B. City of Industry, CA. [5] Prices subject to change without notice. ** Schlage is a registered trademark of Schlage Lock.

CDC / CD Grade 1

ANSI/BHMA GRADE 1 CYLINDRICAL LOCKSET



CDC Series Clutching	Function	FINISH					
		US10B	US3	US4	US15	US26	US26D
With Standard 6-pin Cylinder							
CD-SD	Single Dummy	71.00	69.00	69.00	69.00	69.00	69.00
CDC-75	Passage	175.00	165.00	165.00	165.00	165.00	165.00
CDC-76	Privacy	208.00	198.00	198.00	198.00	198.00	198.00
CDC-84	Classroom	244.00	235.00	235.00	235.00	235.00	235.00
CDC-86	Storeroom	218.00	208.00	208.00	208.00	208.00	208.00
CD-87*	Asylum	272.00	263.00	263.00	263.00	263.00	263.00
CDC-90	Corridor	272.00	263.00	263.00	263.00	263.00	263.00
CDC-109	Entry/Office	218.00	208.00	208.00	208.00	208.00	208.00
CDC-110	Classroom Intruder	272.00	263.00	263.00	263.00	263.00	263.00
CDC Series Clutching-IC	Function	FINISH					
		US10B	US3	US4	US15	US26	US26D
S.F.I.C. Core Ready. S.F.I.C. Cylinder Not Included.							
CDCI-84	Classroom	239.00	229.00	229.00	229.00	229.00	229.00
CDCI-86	Storeroom	212.00	202.00	202.00	202.00	202.00	202.00
CDI-87*	Asylum	264.00	255.00	255.00	255.00	255.00	255.00
CDCI-90	Corridor	264.00	255.00	255.00	255.00	255.00	255.00
CDCI-109	Entry/Office	212.00	202.00	202.00	202.00	202.00	202.00
CDCI-110	Classroom Intruder	264.00	255.00	255.00	255.00	255.00	255.00

Note 1: Stock finish : US26D, US10B. Other finish upon request for lead time.

Note 2: F87 only non-clutching available

[1] All standard cylinder comes with 6-pin Schlage C keyway only. [2] GGMK, GMK & MK available at additional charge. [3] All locks come with ANSI strike unless specified otherwise. [4] Prices based on F.O.B. City of Industry, CA. [5] Prices subject to change without notice. ** Schlage is a registered trademark of Schlage Lock.

XCDC Electrified Grade 1

ANSI/BHMA GRADE 1 CYLINDRICAL LOCKSET



XCDC Series Clutching	Function	FINISH					
		US10B	US3	US4	US15	US26	US26D
With Standard 6-pin Cylinder							
XCDC-8612	Classroom (Fail Safe)	N/A	N/A	N/A	N/A	N/A	419.00
XCDC-8614	Storeroom (Fail Safe)	N/A	N/A	N/A	N/A	N/A	419.00
XCDC-8622	Classroom (Fail Secure)	N/A	N/A	N/A	N/A	N/A	419.00
XCDC-8624	Storeroom (Fail Secure)	N/A	N/A	N/A	N/A	N/A	419.00
XCDC Series Clutching-IC	Function	FINISH					
		US10B	US3	US4	US15	US26	US26D
S.F.I.C. Core Ready. S.F.I.C. Cylinder Not Included. Schlage LFIC Less Core Ready, Cylinder Not Included							
XCDCI-8612	Classroom (Fail Safe)	N/A	N/A	N/A	N/A	N/A	419.00
XCDCI-8614	Storeroom (Fail Safe)	N/A	N/A	N/A	N/A	N/A	419.00
XCDCI-8622	Classroom (Fail Secure)	N/A	N/A	N/A	N/A	N/A	419.00
XCDCI-8624	Storeroom (Fail Secure)	N/A	N/A	N/A	N/A	N/A	419.00

Note1: Stock finish: US26D. Other finish upon request for lead time.

Note 2: XCDC-8612 & XCDC-8622 is for 12VDC and XCDC-8614 & XCDC-8624 is for 24VDC.

[1] All standard cylinder comes with 6-pin Schlage C keyway only. [2] GGMK, GMK & MK available at additional charge. [3] All locks come with ANSI strike unless specified otherwise. [4] Prices based on F.O.B. City of Industry, CA. [5] Prices subject to change without notice. ** Schlage is a registered trademark of Schlage Lock.



Sentinel Standard trim

Grade 2

CSRC Series, Clutched, Conical Rose Cylindrical Lockset

Lever Styles: Sentinel (S), Quest (Q), & Gala (G)

CSRC Series	Function	FINISH	
		US10B	US26D
With Standard 6-pin Cylinder			
CSRC-SD	Single Dummy	70.00	65.00
CSRC-75	Passage	111.00	101.00
CSRC-76	Privacy	116.00	103.00
CSRC-109	Entry	135.00	120.00
CSRC-84	Classroom	135.00	120.00
CSRC-86	Storeroom	135.00	120.00

[1] All standard cylinder comes with 6-pin Schlage C keyway only. [2] GGMK, GMK & MK available at additional charge. [3] All locks come with ASA strike unless otherwise specified. [4] Prices based on F.O.B. City of Industry CA. [5] Prices subject to change without notice. ** Schlage is a registered trademark of Schlage Lock.



*Low in stock, will be replaced by CSRC
Grade 2 Cylindrical Lockset*

Grade 2

Heavy Duty Clutched Cylindrical Lockset

CS Series	Function	FINISH					
		US15	US10B	US3	US4	US26	US26D
With Standard 6-pin Cylinder							
CS-SD	Single Dummy	65.00	70.00	65.00	65.00	65.00	65.00
CS-T/COMM	Exit / Twin Communicating	101.00	111.00	101.00	101.00	101.00	101.00
CS-75	Passage	101.00	111.00	101.00	101.00	101.00	101.00
CS-76	Privacy	103.00	116.00	103.00	103.00	103.00	103.00
CS-109	Entry	120.00	135.00	120.00	120.00	120.00	120.00
CS-84	Classroom	120.00	135.00	120.00	120.00	120.00	120.00
CS-86	Storeroom	120.00	135.00	120.00	120.00	120.00	120.00
CS-87	Asylum	134.00	160.00	134.00	134.00	134.00	134.00

Note: CS Series available with Sentinel, Quest, and Gala levers only

CSI Series	Function	FINISH
		US26D
I.C. Core Ready, I.C. Cylinder Not Included		
CSI-109	Entry	115.00
CSI-84	Classroom	115.00
CSI-86	Storeroom	115.00

Note: CSI Series available with Sentinel and Quest levers only

Heavy Duty Non-Clutched Cylindrical Lockset

CB Series	Function	FINISH	
		US10B	US26D
With Standard 6-pin Cylinder			
CBC-75	Passage	111.00	101.00
CB-76	Privacy	116.00	103.00
CB-109	Entry	135.00	120.00
CB-84	Classroom	135.00	120.00
CB-86	Storeroom	135.00	120.00

Note: CB Series available with Sentinel lever only.

[1] All standard cylinder comes with 6-pin Schlage C keyway only. [2] GGMK, GMK & MK available at additional charge. [3] All locks come with T-strike unless otherwise specified. [4] Prices based on F.O.B. City of Industry CA. [5] Prices subject to change without notice. ** Schlage is a registered trademark of Schlage Lock.



Tubular Lock Designer

Designer Series	Descriptions	FINISH						
		US3	US4	US26	US26D	US10B	US14	US15
TDS-L	Dummy Single	77.00	77.00	77.00	77.00	94.00	86.00	86.00
TDP-L	Dummy Pair	134.00	134.00	134.00	134.00	163.00	147.00	147.00
TLL-L-2-3/8	Passage, 2-3/8" Backset	152.00	152.00	152.00	152.00	185.00	167.00	167.00
TLL-L-2-3/4	Passage, 2-3/4" Backset	152.00	152.00	152.00	152.00	185.00	167.00	167.00
TLP-L-2-3/8	Privacy, 2-3/8" Backset	171.00	171.00	171.00	171.00	206.00	187.00	187.00
TLP-L-2-3/4	Privacy, 2-3/4" Backset	171.00	171.00	171.00	171.00	206.00	187.00	187.00

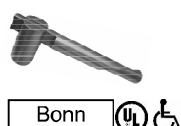

Note 1: TLL-B (Bevel), C (Curve), F (Flat), H (Heritage), LS (LS), S (Square) Levers, quote upon request.

Note 2: For dimensions, refer to Catalog and TownSteel website.



Tubular Lock Vintage

Vintage Series	Descriptions	FINISH						
		US3	US4	US26	US26D	US10B	US14	US15
TDS-V	Dummy Single	86.00	86.00	86.00	86.00	104.00	94.00	94.00
TDP-V	Dummy Pair	147.00	147.00	147.00	147.00	180.00	163.00	163.00
TLL-V-2-3/8	Passage, 2-3/8" Backset	167.00	167.00	167.00	167.00	203.00	185.00	185.00
TLL-V-2-3/4	Passage, 2-3/4" Backset	167.00	167.00	167.00	167.00	203.00	185.00	185.00
TLP-V-2-3/8	Privacy, 2-3/8" Backset	187.00	187.00	187.00	187.00	227.00	206.00	206.00
TLP-V-2-3/4	Privacy, 2-3/4" Backset	187.00	187.00	187.00	187.00	227.00	206.00	206.00



* Sentinel, Quest, Tango, Gala, Imperial Levers also available.

* Not all lever designs available in all finishes, please contact factory.



[1] For levers and finishes not shown, Please contact factory. [2] Different finishes require different lead times. Please contact factory. [3] PVD finish available upon request for an additional 15% charge. Please contact factory. [4] Prices based on F.O.B. City of Industry, CA. [5] Prices subject to change without notice.




Tubular Lock






Designer



Designer Series	Descriptions	FINISH	
		US32D	US32
TDS-L	Dummy Single	94.00	94.00
TDP-L	Dummy Pair	163.00	163.00
TLL-L-2-3/8	Passage, 2-3/8" Backset	185.00	185.00
TLL-L-2-3/4	Passage, 2-3/4" Backset	185.00	185.00
TLP-L-2-3/8	Privacy, 2-3/8" Backset	206.00	206.00
TLP-L-2-3/4	Privacy, 2-3/4" Backset	206.00	206.00



SST Lever Designs available:**



 Delano  



 Flam  

 Lido  

 Lubeck  

 Malmo  

 Norse  

 Oland  

 Wales  

* Tango, Gala, Imperial levers also available.

**More levers are available, refer to Catalog and TownSteel website.

[1] Not all lever designs available in all finishes. Please contact factory. [2] Different finishes require different lead times. Please contact factory. [3] PVD finish available upon request for an additional 15% charge. Please contact factory. [4] Prices based on F.O.B. City of Industry, CA. [5] Prices subject to change without notice.



DBD-61



DBD-81

Grade 1

Commercial Deadbolt

DBD Series	Function	FINISH	
		US10B	US26D
With 6-pin Regular Cylinder. 2-3/4" backset.			
DBD-61	Single Cylinder x Thumbturn	117.00	111.00
DBD-62	Double Cylinder	143.00	137.00
DBD-81	Single Cylinder x Blank Plate	107.00	100.00



DBDI-62

Grade 1

Commercial Deadbolt

DBDI Series	Function	FINISH	
		US10B	US26D
S.F.I.C. Core Ready. S.F.I.C. Core Not Included. 2-3/4" backset.			
DBDI-61	Single Cylinder x Thumbturn	117.00	111.00
DBDI-62	Double Cylinder	143.00	137.00

***** STANDARD DISCOUNT ONLY *** (No Extra Charge if ordered with lock only)**

DBD-Latch-2 3/8" (26D / 10B)	2-3/8" backset latch	24.00
------------------------------	----------------------	-------



DBT-62



DBT-50



Indicator (DBT-70 outside)

Grade 2

Commercial Deadbolt

DBT Series	Function	FINISH		
		US10B	US26D	US32D
With 6-pin Regular Cylinder. 2-3/4" backset.				
DBT-50	Thumbturn Only	36.00	34.00	32.00
DBT-61	Single Cylinder x Thumbturn	73.00	71.00	69.00
DBT-62	Double Cylinder	95.00	93.00	91.00
DBT-65	Single Cylinder x Thumbturn Classroom	82.00	80.00	78.00
DBT-70	Deadbolt with Indicator	51.00	49.00	47.00



DBTI-61

Grade 2

Commercial Deadbolt

DBTI Series	Function	FINISH		
		US10B	US26D	US32D
S.F.I.C. Core Ready. S.F.I.C. Core Not Included. 2-3/4" backset.				
DBTI-61	Single Cylinder x Thumbturn	73.00	71.00	69.00
DBTI-62	Double Cylinder	95.00	93.00	91.00
DBTI-65	Single Cylinder x Thumbturn Classroom	82.00	80.00	78.00

[1] All regular cylinder comes with 6-pin Schlage C keyway only. [2] I.C. Core fits Falcon and Best I.C. cylinder. [3] I.C. Cylinder not included.

[4] GGMK, GMK & MK available at additional charge. [5] All locks comes with 2-3/4" x 1-1/8" lipless strike unless specified otherwise.

[6] Prices based on F.O.B. City of Industry, CA [7] Prices subject to change without notice.

June 4, 2019 Schlage, Falcon and Best are registered trademarks of their respective owners.



Grade 1

Commercial Deadbolt

DBF Series	Function	FINISH				
		US10	US10B	US3	US26	US26D
With 6-pin Regular Cylinder						
DBF-61	Single Cylinder	222.00	222.00	213.00	213.00	213.00
DBF-62	Double Cylinder	275.00	275.00	265.00	265.00	265.00



Grade 1

Commercial Deadbolt

DBFI Series	Function	FINISH				
		US10	US10B	US3	US26	US26D
I.C. Core Ready. I.C. Cylinder Not Included.						
DBFI-61	Single Cylinder	217.00	217.00	205.00	205.00	205.00
DBFI-62	Double Cylinder	262.00	262.00	250.00	250.00	250.00



Grade 2

Commercial Deadbolt

DBS Series	Function	FINISH				
		US10B	US3	US26	US26D	
With 6-pin Regular Cylinder						
DBS-61	Single Cylinder		67.00	57.00	60.00	N/A
DBS-62	Double Cylinder		84.00	76.00	78.00	N/A
DBS-63	Thumbturn		N/A	17.00	N/A	21.00

[1] All regular cylinder comes with 6-pin Schlage C keyway only.
 [2] I.C. Core fits Falcon and Best I.C. cylinder.
 [3] I.C. Cylinder not included.
 [4] GGMK, GMK & MK available at additional charge.
 [5] All locks comes with 2-3/4" x 1-1/8" lipless strike unless specified otherwise.
 [6] Prices based on F.O.B. City of Industry, CA.
 [7] Prices subject to change without notice.
 ** Schlage, Falcon and Best are registered trademarks of their respective owners.



**Heavy Duty Anti-Ligature Lever
ANSI Grade 1 Mortise Lockset**

MRX-L

MRX-L Series	Descriptions	FINISH US32D
MRX-S-L-01	Sectional Trim, Non Keyed, Passage X Levers	704.00
MRX-S-L-02	Sectional Trim, Non Keyed, Privacy/Bathroom with Deadbolt X Levers	725.00
MRX-S-L-04	Sectional Trim, Keyed Single Cylinder, Entry/Office X Levers	756.00
MRX-S-L-05	Sectional Trim, Keyed Single Cylinder, Classroom X Levers	756.00
MRX-S-L-07	Sectional Trim, Keyed Single Cylinder, Storeroom/Closet X Levers	756.00
MRX-S-L-08	Sectional Trim, Keyed Single Cylinder, Front Door/Corridor Lock X Levers	756.00
MRX-S-L-12	Sectional Trim, Keyed Single Cylinder, Dormitory or Exit with T-Turn X Levers	777.00
MRX-S-L-13	Sectional Trim, Keyed Single Cylinder, Dormitory or Exit with T-Turn X Levers	777.00
MRX-S-L-14	Sectional Trim, Keyed Double Cylinder, Store Door X Levers	840.00
MRX-S-L-15*	Sectional Trim, Keyed Single Cylinder, Hotel/Motel with T-Turn X Levers. *The full functionality of the F15 function cannot be achieved with the cylinder supplied from TownSteel. Customer must furnish their own emergency cylinder.	777.00
MRX-S-L-19	Sectional Trim, Non Keyed, Privacy/Bathroom with Deadbolt X Levers	725.00
MRX-S-L-20	Sectional Trim, Keyed Single Cylinder, Entrance/Apartment/Dormitory with T-Turn X Levers	777.00
MRX-S-L-22	Sectional Trim, Non Keyed, Privacy/Bathroom without Deadbolt X Levers	725.00
MRX-S-L-26	Sectional Trim, Keyed Single Cylinder, Institutional Privacy X Levers	840.00
MRX-S-L-29	Sectional Trim, Keyed Single Cylinder, Anti-Ligature T-Turn Levers, Classroom Dead Lock	704.00
MRX-S-L-30	Sectional Trim, Keyed Double Cylinders, Institutional X Levers	840.00
MRX-S-L-32	Sectional Trim, Keyed Double Cylinders, Intruder Latch Bolt X Levers	840.00
MRX-S-L-33	Sectional Trim, Keyed Double Cylinders, Intruder Dead Bolt X Levers	840.00
MRX-S-L-34	Sectional Trim, Keyed Double Cylinders, Intruder Dead Bolt with Auxiliary Dead Latch X Levers	840.00
MRX-S-L-35	Sectional Trim, Keyed Double Cylinders, Storeroom with Dead Bolt X Levers	840.00
MRX-S-L-46	Sectional Trim, Keyed Single Cylinder, Institutional Privacy with Key locked feature	840.00
MRX-S-L-RF	Sectional Trim, Keyed Single Cylinder, Female Patient Privacy with T-Turn X Levers	840.00
MRX-S-L-LTF	Sectional Trim, Keyed Single Cylinder, Female Patient Privacy with T-Turn X Levers	840.00
MRX-E-L-01	Escutcheon Trim, Non Keyed, Passage X Levers	914.00
MRX-E-L-02	Escutcheon Trim, Non Keyed, Privacy/Bathroom with Deadbolt X Levers	935.00
MRX-E-L-04	Escutcheon Trim, Keyed Single Cylinder, Entry/Office X Levers	966.00
MRX-E-L-05	Escutcheon Trim, Keyed Single Cylinder, Classroom X Levers	966.00
MRX-E-L-07	Escutcheon Trim, Keyed Single Cylinder, Storeroom/Closet X Levers	966.00
MRX-E-L-08	Escutcheon Trim, Keyed Single Cylinder, Front Door/Corridor Lock X Levers	966.00
MRX-E-L-12	Escutcheon Trim, Keyed Single Cylinder, Dormitory or Exit with T-Turn X Levers	987.00
MRX-E-L-13	Escutcheon Trim, Keyed Single Cylinder, Dormitory or Exit with T-Turn X Levers	987.00
MRX-E-L-14	Escutcheon Trim, Keyed Double Cylinder, Store Door X Levers	1,040.00
MRX-E-L-15*	Escutcheon Trim, Keyed Single Cylinder, Hotel/Motel with T-Turn X Levers. *The full functionality of the F15 function cannot be achieved with the cylinder supplied from TownSteel. Customer must furnish their own emergency cylinder.	987.00
MRX-E-L-19	Escutcheon Trim, Non Keyed, Privacy/Bathroom with Deadbolt X Levers	935.00
MRX-E-L-20	Escutcheon Trim, Keyed Single Cylinder, Entrance/Apartment/dormitory with T-Turn X Levers	987.00
MRX-E-L-22	Escutcheon Trim, Non Keyed, Privacy/Bathroom without Deadbolt X Levers	935.00
MRX-E-L-26	Escutcheon Trim, Keyed Single Cylinder, Institutional Privacy X Levers	1,040.00
MRX-E-L-29	Escutcheon Trim, Keyed Single Cylinder, Anti-Ligature T-Turn Levers, Classroom Dead Lock	914.00
MRX-E-L-30	Escutcheon Trim, Keyed Double Cylinders, Institutional X Levers	1,040.00
MRX-E-L-32	Escutcheon Trim, Keyed Double Cylinders, Intruder Latch Bolt X Levers	1,040.00
MRX-E-L-33	Escutcheon Trim, Keyed Double Cylinders, Intruder Dead Bolt X Levers	1,040.00
MRX-E-L-34	Escutcheon Trim, Keyed Double Cylinders, Intruder Dead Bolt with Auxiliary Dead Latch X Levers	1,040.00
MRX-E-L-35	Escutcheon Trim, Keyed Double Cylinders, Storeroom with Dead Bolt X Levers	1,040.00
MRX-E-L-46	Escutcheon Trim, Keyed Single Cylinder, Institutional Privacy with Key locked feature	1,040.00
MRX-E-L-RF	Escutcheon Trim, Keyed Single Cylinder, Female Patient Privacy with T-Turn X Levers	1,040.00
MRX-E-L-LTF	Escutcheon Trim, Keyed Single Cylinder, Female Patient Privacy with T-Turn X Levers	1,040.00

*Special Note: TownSteel can only supply the Schlage C Keyway Cylinder and not the Special Hotel Cylinder for F15 Function
 [1] All locks comes with 6-pin Schlage C keyway standard cylinder. [2] Small Format IC housing is available. SFIC core is available at additional charge.
 [3] Prices subject to change without notice. ** Schlage is a registered trademark of Schlage Lock.



**Heavy Duty Anti-Ligature Knob
ANSI Grade 1 Mortise Lockset**

MRX-K

MRX-K Series	Descriptions	FINISH US32D
MRX-S-K-01	Sectional Trim, Non Keyed, Passage X Knobs	651.00
MRX-S-K-02	Sectional Trim, Non Keyed, Privacy/Bathroom with Deadbolt X Knobs	672.00
MRX-S-K-04	Sectional Trim, Keyed Single Cylinder, Entry/Office X Knobs	704.00
MRX-S-K-05	Sectional Trim, Keyed Single Cylinder, Classroom X Knobs	704.00
MRX-S-K-07	Sectional Trim, Keyed Single Cylinder, Storeroom/Closet X Knobs	704.00
MRX-S-K-08	Sectional Trim, Keyed Single Cylinder, Front Door/Corridor Lock X Knobs	704.00
MRX-S-K-12	Sectional Trim, Keyed Single Cylinder, Dormitory or Exit with T-Turn X Knobs	725.00
MRX-S-K-13	Sectional Trim, Keyed Single Cylinder, Dormitory or Exit with T-Turn X Knobs	725.00
MRX-S-K-15*	Sectional Trim, Keyed Single Cylinder, Hotel/Motel with T-Turn X Knobs *The full functionality of the F15 function cannot be achieved with the cylinder supplied from TownSteel. Customer must furnish their own emergency cylinder.	725.00
MRX-S-K-19	Sectional Trim, Non Keyed, Privacy/Bathroom with Deadbolt X Knobs	672.00
MRX-S-K-20	Sectional Trim, Keyed Single Cylinder, Entrance/Apartment/Dormitory with T-Turn X Knobs	725.00
MRX-S-K-22	Sectional Trim, Non Keyed, Privacy/Bathroom without Deadbolt X Knobs	672.00
MRX-S-K-26	Sectional Trim, Keyed Single Cylinder, Institutional Privacy X Knobs	783.00
MRX-S-K-29	Sectional Trim, Keyed Single Cylinder, Anti-Ligature T-Turn Knobs, Classroom Dead Lock	651.00
MRX-S-K-30	Sectional Trim, Keyed Double Cylinders, Institutional X Knobs	783.00
MRX-S-K-32	Sectional Trim, Keyed Double Cylinders, Intruder Latch Bolt X Knobs	783.00
MRX-S-K-33	Sectional Trim, Keyed Double Cylinders, Intruder Dead Bolt X Knobs	783.00
MRX-S-K-34	Sectional Trim, Keyed Double Cylinders, Intruder Dead Bolt with Auxiliary Dead Latch X Knobs	783.00
MRX-S-K-35	Sectional Trim, Keyed Double Cylinders, Storeroom with Dead Bolt X Knobs	783.00
MRX-S-K-46	Sectional Trim, Keyed Single Cylinder, Institutional Privacy with Key locked feature	783.00
MRX-S-K-RF	Sectional Trim, Keyed Single Cylinder, Female Patient Privacy with T-Turn X Knob	783.00
MRX-S-K-LTF	Sectional Trim, Keyed Single Cylinder, Female Patient Privacy with T-Turn X Knob	783.00
MRX-E-K-01	Escutcheon Trim, Non Keyed, Passage X Knobs	861.00
MRX-E-K-02	Escutcheon Trim, Non Keyed, Privacy/Bathroom with Deadbolt X Knobs	882.00
MRX-E-K-04	Escutcheon Trim, Keyed Single Cylinder, Entry/Office X Knobs	914.00
MRX-E-K-05	Escutcheon Trim, Keyed Single Cylinder, Classroom X Knobs	914.00
MRX-E-K-07	Escutcheon Trim, Keyed Single Cylinder, Storeroom/Closet X Knobs	914.00
MRX-E-K-08	Escutcheon Trim, Keyed Single Cylinder, Front Door/Corridor Lock X Knobs	914.00
MRX-E-K-12	Escutcheon Trim, Keyed Single Cylinder, Dormitory or Exit with T-Turn X Knobs	935.00
MRX-E-K-13	Escutcheon Trim, Keyed Single Cylinder, Dormitory or Exit with T-Turn X Knobs	935.00
MRX-E-K-15*	Escutcheon Trim, Keyed Single Cylinder, Hotel/Motel with T-Turn X Knobs *The full functionality of the F15 function cannot be achieved with the cylinder supplied from TownSteel. Customer must furnish their own emergency cylinder.	935.00
MRX-E-K-19	Escutcheon Trim, Non Keyed, Privacy/Bathroom with Deadbolt X Knobs	882.00
MRX-E-K-20	Escutcheon Trim, Keyed Single Cylinder, Entrance/Apartment/Dormitory with T-Turn X Knobs	935.00
MRX-E-K-22	Escutcheon Trim, Non Keyed, Privacy/Bathroom without Deadbolt X Knobs	882.00
MRX-E-K-26	Escutcheon Trim, Keyed Single Cylinder, Institutional Privacy X Knobs	993.00
MRX-E-K-29	Escutcheon Trim, Keyed Single Cylinder, Anti-Ligature T-Turn Knobs, Classroom Dead Lock	861.00
MRX-E-K-30	Escutcheon Trim, Keyed Double Cylinders, Institutional X Knobs	993.00
MRX-E-K-32	Escutcheon Trim, Keyed Double Cylinders, Intruder Latch Bolt X Knobs	993.00
MRX-E-K-33	Escutcheon Trim, Keyed Double Cylinders, Intruder Dead Bolt X Knobs	993.00
MRX-E-K-34	Escutcheon Trim, Keyed Double Cylinders, Intruder Dead Bolt with Auxiliary Dead Latch X Knobs	993.00
MRX-E-K-35	Escutcheon Trim, Keyed Double Cylinders, Storeroom with Dead Bolt X Knobs	993.00
MRX-E-K-46	Escutcheon Trim, Keyed Single Cylinder, Institutional Privacy with Key locked feature	993.00
MRX-E-K-RF	Escutcheon Trim, Keyed Single Cylinder, Female Patient Privacy with T-Turn X Knob	993.00
MRX-E-K-LTF	Escutcheon Trim, Keyed Single Cylinder, Female Patient Privacy with T-Turn X Knob	993.00

*Special Note: TownSteel can only supply the Schlage C Keyway Cylinder and not the Special Hotel Cylinder for F15 Function

[1] All locks comes with 6-pin Schlage C keyway standard cylinder. [2] Small Format IC housing is available. SFIC core is available at additional charge.

[3] Prices subject to change without notice. ** Schlage is a registered trademark of Schlage Lock.



ANSI Grade 1 Mortise Lockset with Ligature Resistant Trim - Arch

MRX-A

The trim is not field reversible
Please provide the handing information.

MRX-A-L Series	Descriptions	FINISH US32D
MRX-A-01	Arch Lever Trim, Non Keyed, Passage	914.00
MRX-A-02	Arch Lever Trim, Non Keyed, Privacy/Bathroom with Deadbolt	935.00
MRX-A-04	Arch Lever Trim, Keyed Single Cylinder, Entry/Office	966.00
MRX-A-05	Arch Lever Trim, Keyed Single Cylinder, Classroom	966.00
MRX-A-07	Arch Lever Trim, Keyed Single Cylinder, Storeroom/Closet	966.00
MRX-A-08	Arch Lever Trim, Keyed Single Cylinder, Front Door/Corridor Lock	966.00
MRX-A-12	Arch Lever Trim, Keyed Single Cylinder, Dormitory or Exit with T-Turn	987.00
MRX-A-13	Arch Lever Trim, Keyed Single Cylinder, Dormitory or Exit with T-Turn	987.00
MRX-A-15	Arch Lever Trim, Keyed Single Cylinder, Hotel/Motel with T-Turn	987.00
MRX-A-19	Arch Lever Trim, Non Keyed, Privacy/Bathroom with Deadbolt	935.00
MRX-A-20	Arch Lever Trim, Keyed Single Cylinder, Entrance/Apartment/dormitory with T-Turn	987.00
MRX-A-22	Arch Lever Trim, Non Keyed, Privacy/Bathroom without Deadbolt	935.00
MRX-A-26	Arch Lever Trim, Keyed Single Cylinder, Institutional Privacy	1,040.00
MRX-A-30	Arch Lever Trim, Keyed Double Cylinders, Institutional	1,040.00
MRX-A-32	Arch Lever Trim, Keyed Double Cylinders, Intruder Latch Bolt	1,040.00
MRX-A-33	Arch Lever Trim, Keyed Double Cylinders, Intruder Dead Bolt	1,040.00
MRX-A-34	Arch Lever Trim, Keyed Double Cylinders, Intruder Dead Bolt with Auxiliary Dead Latch	1,040.00
MRX-A-35	Arch Lever Trim, Keyed Double Cylinders, Storeroom with Dead Bolt	1,040.00
MRX-A-46	Arch Lever Trim, Keyed Single Cylinder, Institutional Privacy with Key locked feature	1,040.00
MRX-A-RF	Arch Lever Trim, Keyed Single Cylinder, Female Patient Privacy with T-Turn	1,040.00
MRX-A-LTF	Arch Lever Trim, Keyed Single Cylinder, Female Patient Privacy with T-Turn	1,040.00
MRX-A-41	Arch Lever Trim, Single Dummy	294.00
MRX-A-72	Arch Lever Trim, Back to Back Double Dummy	588.00

[1] All locks comes with 6-pin Schlage C keyway standard cylinder. [2] Small Format IC housing is available. SFIC core is available at additional charge.

[3] Prices subject to change without notice. ** Schlage is a registered trademark of Schlage Lock.

[4] The trim is not field reversible. [5] Please provide handing information as this lock is handed.



XMRX-S-K

Electrified Ligature Resistant Mortise Lock - Knob

Sectional

XMRX-S-K Series		Descriptions	Finish US32D
Single Cylinder Functions, 3-Position monitoring			
XMRX-S-K-121	12VDC Fail Safe, 3-Position Monitoring		914.00
XMRX-S-K-122	12VDC Fail Secure, 3-Position Monitoring		914.00
XMRX-S-K-241	24VDC Fail Safe, 3-Position Monitoring		914.00
XMRX-S-K-242	24VDC Fail Secure, 3-Position Monitoring		914.00
Single Cylinder Functions, RQE			
XMRX-S-K-121RQE	12VDC Fail Safe, Request-to-Exit (RQE)		914.00
XMRX-S-K-122RQE	12VDC Fail Secure, Request-to-Exit (RQE)		914.00
XMRX-S-K-241RQE	24VDC Fail Safe, Request-to-Exit (RQE)		914.00
XMRX-S-K-242RQE	24VDC Fail Secure, Request-to-Exit (RQE)		914.00
Deadbolt w/Thumbturn Functions, RQE			
XMRX-S-K-121-DB	12VDC Fail Safe, Deadbolt Request-to-Exit (RQE)		914.00
XMRX-S-K-122-DB	12VDC Fail Secure, Deadbolt Request-to-Exit (RQE)		914.00
XMRX-S-K-241-DB	24VDC Fail Safe, Deadbolt Request-to-Exit (RQE)		914.00
XMRX-S-K-242-DB	24VDC Fail Secure, Deadbolt Request-to-Exit (RQE)		914.00
Deadbolt w/Double Cylinder Functions, RQE			
XMRX-S-K-121-DC	12VDC Fail Safe, Deadbolt Request-to-Exit (RQE)		993.00
XMRX-S-K-122-DC	12VDC Fail Secure, Deadbolt Request-to-Exit (RQE)		993.00
XMRX-S-K-241-DC	24VDC Fail Safe, Deadbolt Request-to-Exit (RQE)		993.00
XMRX-S-K-242-DC	24VDC Fail Secure, Deadbolt Request-to-Exit (RQE)		993.00

[1] Complete stainless steel trims available only with Sentinel, Congress, Artistic, Tango, Imperial, Gala & Regal. [2] Rega I knob available in US3, 4, 26D, 32, 32D only. [3] All locks comes with 6-pin Schlage C keyway standard cylinder. [4] GGMK, GMK & MK available at additional charge. [5] Prices based on F.O.B. City of Industry, CA. [6] Prices subject to change without notice. ** Schlage is a registered trademark of Schlage Lock.



XMRX-E-K

Electrified Ligature Resistant Mortise Lock - Knob

Escutcheon

XMRX-E-K Series	Descriptions	Finish US32D
Single Cylinder Functions, 3-Position monitoring		
XMRX-E-K-121	12VDC Fail Safe, 3-Position Monitoring	1124.00
XMRX-E-K-122	12VDC Fail Secure, 3-Position Monitoring	1124.00
XMRX-E-K-241	24VDC Fail Safe, 3-Position Monitoring	1124.00
XMRX-E-K-242	24VDC Fail Secure, 3-Position Monitoring	1124.00
Single Cylinder Functions, RQE		
XMRX-E-K-121RQE	12VDC Fail Safe, Request-to-Exit (RQE)	1124.00
XMRX-E-K-122RQE	12VDC Fail Secure, Request-to-Exit (RQE)	1124.00
XMRX-E-K-241RQE	24VDC Fail Safe, Request-to-Exit (RQE)	1124.00
XMRX-E-K-242RQE	24VDC Fail Secure, Request-to-Exit (RQE)	1124.00
Deadbolt w/Thumbturn Functions, RQE		
XMRX-E-K-121-DB	12VDC Fail Safe, Deadbolt Request-to-Exit (RQE)	1124.00
XMRX-E-K-122-DB	12VDC Fail Secure, Deadbolt Request-to-Exit (RQE)	1124.00
XMRX-E-K-241-DB	24VDC Fail Safe, Deadbolt Request-to-Exit (RQE)	1124.00
XMRX-E-K-242-DB	24VDC Fail Secure, Deadbolt Request-to-Exit (RQE)	1124.00
Deadbolt w/Double Cylinder Functions, RQE		
XMRX-E-K-121-DC	12VDC Fail Safe, Deadbolt Request-to-Exit (RQE)	1203.00
XMRX-E-K-122-DC	12VDC Fail Secure, Deadbolt Request-to-Exit (RQE)	1203.00
XMRX-E-K-241-DC	24VDC Fail Safe, Deadbolt Request-to-Exit (RQE)	1203.00
XMRX-E-K-242-DC	24VDC Fail Secure, Deadbolt Request-to-Exit (RQE)	1203.00

[1] Complete stainless steel trims available only with Sentinel, Congress, Artistic, Tango, Imperial, Gala & Regal. [2] Rega I knob available in US3, 4, 26D, 32, 32D only. [3] All locks comes with 6-pin Schlage C keyway standard cylinder. [4] GGMK, GMK & MK available at additional charge. [5] Prices based on F.O.B. City of Industry, CA. [6] Prices subject to change without notice. ** Schlage is a registered trademark of Schlage Lock.



XMRX-A Electrified Ligature Resistant Mortise Lock

Arch Trim

XMRX-A Series	Descriptions	FINISH US32D
Single Cylinder Functions, 3-Position monitoring		
XMRX-A-121	12VDC Fail Safe, 3-Position Monitoring	1,176.00
XMRX-A-122	12VDC Fail Secure, 3-Position Monitoring	1,176.00
XMRX-A-241	24VDC Fail Safe, 3-Position Monitoring	1,176.00
XMRX-A-242	24VDC Fail Secure, 3-Position Monitoring	1,176.00
Single Cylinder Functions, RQE		
XMRX-A-121RQE	12VDC Fail Safe, Request-to-Exit (RQE)	1,176.00
XMRX-A-122RQE	12VDC Fail Secure, Request-to-Exit (RQE)	1,176.00
XMRX-A-241RQE	24VDC Fail Safe, Request-to-Exit (RQE)	1,176.00
XMRX-A-242RQE	24VDC Fail Secure, Request-to-Exit (RQE)	1,176.00
Deadbolt w/Thumbturn Functions, RQE		
XMRX-A-121-DB	12VDC Fail Safe, Deadbolt Request-to-Exit (RQE)	1,176.00
XMRX-A-122-DB	12VDC Fail Secure, Deadbolt Request-to-Exit (RQE)	1,176.00
XMRX-A-241-DB	24VDC Fail Safe, Deadbolt Request-to-Exit (RQE)	1,176.00
XMRX-A-242-DB	24VDC Fail Secure, Deadbolt Request-to-Exit (RQE)	1,176.00
Deadbolt w/Double Cylinder Functions, RQE		
XMRX-A-121-DC	12VDC Fail Safe, Deadbolt Request-to-Exit (RQE)	1,250.00
XMRX-A-122-DC	12VDC Fail Secure, Deadbolt Request-to-Exit (RQE)	1,250.00
XMRX-A-241-DC	24VDC Fail Safe, Deadbolt Request-to-Exit (RQE)	1,250.00
XMRX-A-242-DC	24VDC Fail Secure, Deadbolt Request-to-Exit (RQE)	1,250.00
No Deadbolt w/Double Cylinder Functions, RQE		
XMRX-A-121-C	12VDC Fail Safe, Deadbolt Request-to-Exit (RQE)	1,250.00
XMRX-A-122-C	12VDC Fail Secure, Deadbolt Request-to-Exit (RQE)	1,250.00
XMRX-A-241-C	24VDC Fail Safe, Deadbolt Request-to-Exit (RQE)	1,250.00
XMRX-A-242-C	24VDC Fail Secure, Deadbolt Request-to-Exit (RQE)	1,250.00

[1] Complete stainless steel trims available only with Sentinel, Congress, Artistic, Tango, Imperial, Gala & Regal. [2] Regal knob available in US3, 4, 26D, 32, 32D only. [3] All locks comes with 6-pin Schlage C keyway standard cylinder. [4] GGMK, GMK & MK available at additional charge. [5] Prices based on F.O.B. City of Industry, CA. [6] Prices subject to change without notice. ** Schlage is a registered trademark of Schlage Lock.


**Heavy Duty Ligature Resistant Lever
 Grade 1 Cylindrical Lockset**

TRX-L

TRX-L Series	Descriptions	FINISH US32D
TRX-L-75	Passage, Non Keyed, Clutched Levers	525.00
TRX-L-76**	Privacy, Non Keyed, Clutched Levers, Not available with 5" Backset	546.00
TRX-L-109*	Entry, Keyed, Clutched Levers	567.00
TRX-L-84	Classroom, Keyed, Clutched Levers	567.00
TRX-L-86	Storeroom, Keyed, Clutched Levers	567.00
TRX-L-87	Asylum, Keyed, Double Cylinders, Clutched Levers	662.00
TRX-L-72	Back to Back Dummy, Thru-Bolt, Levers	420.00
TRX-L-110	Classroom Intruder, Keyed, Clutched Levers	714.00
TRX-L-80	Communicating, Keyed, Clutched Levers	714.00
TRX-L-SFIC Series	Descriptions	FINISH US32D
TRX-L-IC Function	Clutched Levers, Small Format 6-Pin/7-Pin IC Core Ready (I.C. core not included) (Available for F109, F84, F86 or F87 function)	557.00
TRX-L-IC Function	Clutched Levers, Small Format 6-Pin/7-Pin IC Core Ready (I.C. core not included) (Available for F110 or F80 function)	609.00
TRX-L-LFIC Series	Descriptions	FINISH US32D
TRX-L-IC Function	Clutched Levers, Large Format Schlage/Corbin Russwin 6-Pin IC Core Ready (I.C. core not included) (Available for F109,F84,F86 or F87 function)	609.00
Optional Backset		
5" Optional Backset (For TRX-L)		Add \$11.00 Net

Special note 1: *TRX-L-81 is old item number, replaced by new item number, TRX-L-109

Special note 2: **5" Backset is not available for TRX-L-76 (Privacy Function)

[1] All locks comes with 6-pin Schlage C keyway standard cylinder. [2] Small Format IC housing is available. SFIC core is available at additional charge.

[3] Prices subject to change without notice. ** Schlage is a registered trademark of Schlage Lock.



**Heavy Duty Anti-Ligature Knob
ANSI Grade 1 Cylindrical Lockset**

CRX-K

CRX-K Series	Descriptions	FINISH US32D
CRX-K-75	Passage, Non Keyed, Knobs	609.00
CRX-K-76	Privacy, Non Keyed, Knobs	630.00
CRX-K-81	Entry, Keyed Single Cylinder, Knobs	651.00
CRX-K-84	Classroom, Keyed Single Cylinder, Knobs	651.00
CRX-K-86	Storeroom, Keyed Single Cylinder, Knobs	651.00
CRX-K-87	Asylum, Keyed, Double Cylinder, Knobs	714.00
CRX-K-110	Classroom Intruder, Keyed, Double Cylinder, Knobs	714.00
CRX-K-72	Back to Back Dummy, Thru-Bolt, Knobs	504.00
Optional Backset		
5" Optional Backset (For CRX-K)		Add \$11.00 Net

[1] All locks comes with 6-pin Schlage C keyway standard cylinder. [2] IC is not available.



**Heavy Duty Ligature Resistant Arch Trim
Grade1 Cylindrical Lockset**

CRX-A

The trim is not field reversible. Please provide the handing information.

CRX-A Series	Descriptions	FINISH US32D
CRX-A-75	Passage, Non Keyed	714.00
CRX-A-76	Privacy, Non Keyed	735.00
CRX-A-81	Entry/Office, Keyed	809.00
CRX-A-84	Classroom, Keyed	756.00
CRX-A-86	Storeroom, Keyed	756.00
CRX-A-41	Single Dummy	294.00
CRX-A-72	Back to Back Dummy	588.00
CRX-A-SFIC Series		
Descriptions		FINISH US32D
CRX-A-IC Function	Keyed, Small Format 6-Pin/7-Pin IC Core Ready (I.C. core not included) (Available for F84 and F86 function)	861.00
CRX-A-IC Function	Keyed, Small Format 6-Pin/7-Pin IC Core Ready (I.C. core not included) (Available for F81 function)	966.00
CRX-A-LFIC Series		
Descriptions		FINISH US32D
CRX-A-IC Function	Keyed, Large Format Schlage/Corbin Russwin/ Sargent 6-Pin IC Core Ready (I.C. core not included) (Available for F84 and F86 function)	861.00
CRX-A-IC Function	Keyed, Large Format Schlage/Corbin Russwin/ Sargent 6-Pin IC Core Ready (I.C. core not included) (Available for F81 function)	966.00
Optional Backset		
5" Optional Backset (For CRX-A)		Add \$11.00 Net

[1] All locks comes with 6-pin Schlage C keyway standard cylinder.
 [2] High security cylinder available, TownSteel "L" keyway, 6 pin
 [3] Prices subject to change without notice. ** Schlage is a registered trademark of Schlage Lock.
 [4] The trim is not field reversible.
 [5] Please provide handing information as this item is handed.



**Heavy Duty Anti-Ligature Thumbturn
ANSI Grade 1 Mortise Deadbolt**

DRX

DRX Series	Descriptions	FINISH US32D
DRX-09	Deadbolt, Thumbturn, Single Cylinder, Classroom	284.00
DRX-07	Deadbolt, Thumbturn, Single Cylinder	284.00
DRX-18	Deadbolt, Thumbturn only. No trim on the other side	242.00

CYLINDERS & KEYING

Cylinders



TS Product #	Description	3,4, 26, 26D	32D	10B
4036SC	1-1/4" Mortise Cylinder, Schlage C Keyway	\$30.00	\$35.00	\$35.00
4046SC	1-3/8" Mortise Cylinder, Schlage C Keyway	\$37.00	\$37.00	-
4056SC	1-1/2" Mortise Cylinder, Schlage C Keyway	\$37.00	-	-
4066SC	1-5/8" Mortise Cylinder, Schlage C Keyway	\$49.00	-	-

IC Housing



TS Product #	Description	3,4, 26, 26D	10B
4036I	1-1/4" IC Mortise Housing (Less Core), 6 pin	\$30.00	\$33.00
4046I	1-3/8" IC Mortise Housing (Less Core), 7 pin	\$41.00	\$41.00
4056I	1-1/2" IC Mortise Housing (Less Core), 7 pin	\$42.00	\$42.00
4066I	1-5/8" IC Mortise Housing (Less Core), 7 pin	\$47.00	\$47.00

IC Core



TS Product #	Description	4, 26D
IC6	6 Pin IC Core, Best Keyway (uncombined)	\$32.00
IC7	7 Pin IC Core, Best Keyway (uncombined)	\$39.00

Rim Cylinders



TS Product #	Description	US26D	US32D
TS1 4026-RIMSC	1-1/8" Rim Cylinder, Schlage C Keyway	\$58.00	-
TS1 ICR6	1/1/2" IC Rim Housing (Less Core), 6 Pin	\$58.00	-
TS1 ICR7	1/1/2" IC Rim Housing (Less Core), 7 Pin	\$58.00	\$58.00

Cylinder Parts



TS Product #	Description	3,4,26D,32,32D	10,10B	No Finish
TS Cam	TS Standard Butterfly Cam	n/a	n/a	\$6.00
S8333	Cylinder Ring - for 1-1/4" Cylinder	\$22.00	-	n/a
S8233	Cylinder Ring - for 1-3/8" to 1-1/2" Cylinder	\$22.00	\$24.00	n/a
S8239	Cylinder Ring - for 1-1/2" to 1-5/8" Cylinder	\$22.00	-	n/a
S8234	Cylinder Ring - for 1-1/4" Cylinder	\$22.00	-	n/a

Note: Please consult factory for availability of other types of cams.

Models with no pricing might be available upon request. Please contact factory about availability.

Status Indicators



MSG AE55012



MSG AE87012 MSG AE87212

TS Product #	Description	US26D	US32D
MSG AE55012-OC	SI2 Indicator Assy. Sect, Outside Cylinder, "V/O" Msg, Cylinder not included	\$95.00	\$95.00
MSG AE55012-OT	SI1 Indicator Assy. SECT,OT, Outside Emerg Rel "V/O" Msg	\$95.00	\$95.00
MSG AE87012-IC	SI3 Indicator Assy. ESCN, Inside Cylinder, "V/O" Msg, Cylinder not included	\$95.00	\$95.00
MSG AE87012-OC	SI3 Indicator Assy. ESCN, Outside Cylinder, "V/O" Msg, Cylinder not included	\$95.00	\$95.00
MSG AE87012-OT	SI3 Indicator Assy. ESCN, OT, Outside Emerg Rel., "V/O" Msg	\$95.00	\$95.00
MSG AE87212-IC	SI3 Indicator Assy. ESCN, Inside Cylinder, "Locked /Unlocked," Cylinder not included	\$105.00	\$105.00

(1) All standard cylinder except 1-5/8" comes with 6-pin Schlage C keyway only. 7 pin Schlage C keyway available for 1-5/8" cylinder in 26D finish. (2) I.C. Core fits Falcon and Best I.C. cylinder. Keyways available: Best A-H,J-M, Q.3) GGMK, GMK & MK available at additional charge. (5) Prices based on F.O.B. City of Industry, CA. (6) Prices subject to change without notice. ** Schlage, Falcon and Best are registered trademarks of their respective owners.

KEYING
Commercial Keying Charges

TS Product #	Description	
TLBR100	KA - Keyed Alike	\$20.00
TLBR200	MK - Master Keying	\$20.00
TLBR300	Cut Key Charge	\$7.00
TLBR400	Key Stamping Charge	\$4.00

 Key **NOT** included

 Master Key **NOT** included.

Interchangeable Core Keying Charges

TS Product #	Description	
TLBR600	IC Keying Charge	\$25.00
TLBR300	Cut Key Charge	\$9.00
TLBR400	Key Stamping Charge	\$4.00

 Key **NOT** included

 Master Key or Control **NOT** included.

Residential Keying Charges

TS Product #	Description	
TLBR100RES	Key Alike Charge Residential	\$20.00
TLBR200RES	Master Key Charge Residential	\$20.00
TLBR300RES	Cut Key Charge Residential	\$7.00
TLBR400RES	Stamping Charge Residential	\$4.00
TLBR500RES	Construction Key Charge Residential	\$20.00

CLOSERS

TDC70 - Standard Duty Commercial Closer

TS Product #	Description	AL, DU	3, 26
TDC70	Standard Arm Tri-Packed	\$141.00	\$235.00
TDC70DA	Delay Action - Standard Arm	\$149.00	\$250.00
TDC70HOA	Friction Hold Open Arm	\$189.00	n/a
TDC70CUSH	CUSH Parallel Arm	\$202.00	n/a
TDC70HCUSH	Hold Open CUSH Parallel Arm	\$212.00	n/a
TDC70T	Non-Hold Open Slide Track Arm	\$228.00	n/a

BF (suffix) - Barrier Free Spring Size 1 - 4
 (6 units x case)

n/c


TDC90 - Lite Duty Commercial Closer

TS Product #	Description	AL,DU
TDC90	Standard Arm Tri-Packed	\$118.00

BF (suffix) - Barrier Free Spring Size 1 - 4
 (10 units x case)

n/c


TDC50 - Economy Duty Commercial Closer

TS Product #	Description	AL,DU
TDC53	Standard Arm Tri-Packed	\$95.00
TDC54	Standard Arm Tri-Packed	\$103.00

(10 units x case)


TDC40 - Heavy Duty Commercial Closer

TS Product #	Description	AL,DU
TDC40	Standard Arm Tri-Packed	\$216.00
TDC40DA	Delay Action - Standard Arm	\$222.00
TDC40HOA	Friction Hold Open Arm	\$266.00
TDC40CUSH	CUSH Parallel Arm	\$272.00
TDC40HCUSH	Hold Open CUSH Parallel Arm	\$279.00

(4 units x case)


TDC85 - Heavy Duty Commercial Closer

TS Product #	Description	AL,DU
TDC85	Adjustable -Standard Arm Tri-Packed	\$148.00
TDC85DA	Delay Action - Standard Arm	\$158.00
TDC85HOA	Friction Hold Open Arm	\$196.00
TDC85CUSH	CUSH Parallel Arm	\$203.00
TDC85HCUSH	Hold Open CUSH Parallel Arm	\$219.00

(6 units x case)

CLOSER ARMS
TDC ARM- Commercial Closer Arm

TS Product #	Description	AL, DU
TDC ARM-01	Friction Hold Open Arm (for TDC70)	\$71.00
TDC ARM-01-40	Friction Hold Open Arm (for TDC40)	\$71.00
TDC ARM-01-85	Friction Hold Open Arm (for TDC85)	\$71.00
TDC ARM-02	Cush Parallel Arm (for TDC70)	\$74.00
TDC ARM-02-40	Cush Parallel Arm (for TDC 40)	\$74.00
TDC ARM-02-85	Cush Parallel Arm (for TDC 85)	\$74.00
TDC ARM-03	Cush-N-Stop Armset (for TDC70)	\$77.00
TDC ARM-03-40	Cush-N-Stop Armset (for TDC 40)	\$77.00
TDC ARM-03-85	Cush-N-Stop Armset (for TDC 85)	\$77.00
TDC ARM-04	Track Armset (Only for TDC70 & TDC85, not TDC40)	\$89.00
TDC BLADE-40	Door Closer Blade for all models, For TDC-40 Only	\$29.00
TDC BLADE-85	Door Closer Blade for all models, For TDC-70/85/90/53/54	\$29.00
TDC 40-AL Cover	Cover only for TDC-40-AL	\$45.00
TDC 70-AL Cover	Cover only for TDC-70-AL	\$40.00



TDC ARM-01



TDC ARM-02



TDC ARM-03



TDC ARM-04

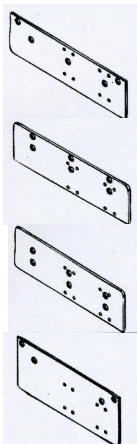
CLOSER PLATES
TPDC - Mounting Plates & TDC - Drop Plates

718

718G

718TJ

718PA



TS Product #	Description	AL, DU
TPDC-718	Drop Plate (where top rail less than 3 3/4") (for TDC40)	\$32.00
TPDC-718G	Top Jamb Drop Plate (requires 1 3/4" minimum head frame) (for TDC 40)	\$32.00
TPDC-718TJ	Top Jamb Drop Plate (where face is less than 3 1/2") (for TDC 40)	\$32.00
TPDC-718PA	Parallel Arm Mounting Plate (for TDC 40)	\$32.00
TDC 70-DP	Drop Plate (for pull side, where mounting surface height is less than 3-1-2")	\$32.00
TDC 70-DPPA	Drop Plate (for push side parallel arm, mounting surface height is less than 4-3/4")	\$35.00
TDC 85-DP	Drop Plate (for mounting surface when clearance or mounting surface dimensions are limited)	\$32.00
TDC 85-DPPA	Drop Plate (for parallel arm installation where a narrow top rail prevents direct mounting)	\$35.00
TDC 90-NDP	Drop Plate for TDC 90, for Top Jamb and standard application	\$35.00

BAA DOOR CLOSERS (MEET BUY AMERICAN ACT)

TDC70-BAA - Standard Duty Commercial Closer

TS Product #	Description	AL
TDC70-BAA	Standard Arm Tri-Packed	\$206.00
TDC70HOA-BAA	Friction Hold Open Arm	\$266.00
TDC70CUSH-BAA	CUSH Parallel Arm	\$286.00
TDC70HCUSH-BAA	Hold Open CUSH Parallel Arm	\$309.00

BF (suffix) - Barrier Free Spring Size 1 - 4
 (6 units x case)

n/c


TDC40-BAA - Heavy Duty Commercial Closer

TS Product #	Description	AL
TDC40-BAA	Standard Arm Tri-Packed	\$305.00
TDC40DA-BAA	Delay Action - Standard Arm	\$317.00
TDC40HOA-BAA	Friction Hold Open Arm	\$366.00
TDC40CUSH-BAA	CUSH Parallel Arm	\$384.00
TDC40HCUSH-BAA	Hold Open CUSH Parallel Arm	\$408.00

(4 units x case)


TDC85-BAA - Heavy Duty Commercial Closer

TS Product #	Description	AL
TDC85-BAA	Adjustable -Standard Arm Tri-Packed	\$217.00
TDC85HOA-BAA	Friction Hold Open Arm	\$278.00
TDC85CUSH-BAA	CUSH Parallel Arm	\$297.00
TDC85HCUSH-BAA	Hold Open CUSH Parallel Arm	\$320.00

(6 units x case)

CLOSER ARMS


TDC ARM-04

TDC ARM-BAA - Commercial Closer Arm

TS Product #	Description	AL
TDC ARM-04-BAA	Track Armset	\$131.00

PIVOT


TS Product #	Description	US4	US10B	US32D
TSP 8727F-BLANK	Offset Pivot, Top and Bottom Set	\$441.00	\$536.00	\$368.00
TSP 8727F-TOP	Offset Pivot, Top Pivot Only	\$221.00	\$237.00	\$184.00
TSP 8727F-BOTTOM	Offset Pivot, Bottom Pivot Only	\$221.00	\$237.00	\$184.00
TSP 8727F-INT	Intermediate Pivot Only, use with TSP 8727F Offset Pivot	\$268.00	\$294.00	\$268.00


TOP

BOTTOM


INTERMEDIATE PIVOT


HINGES - STEEL Base Metal
Commercial Hinges


TH179 Standard Weight 5 Knuckle Plain Bearing 	Finish	4 x 4	4.5 x 4	4.5 x 4.5	5 x 4.5
	P	-	-	-	8.00
WHT	-	-	-	-	-
3	-	-	10.00	11.00	16.00
4	-	-	-	-	-
10B	-	-	9.00	10.00	15.00
15	-	-	-	-	-
15A	-	-	-	-	-
26	-	-	-	-	-
26D	-	-	8.00	9.00	14.00

THBB179 Standard Weight 5 Knuckle Ball Bearing 	Finish	4 x 4	4.5 x 4	4.5 x 4.5	5 x 4.5
	P	-	-	8.00	9.00
WHT	-	-	-	-	-
3	-	-	11.00	13.00	18.00
4	-	-	-	-	-
10B	-	-	10.00	11.00	16.00
15	-	-	-	-	-
15A	-	-	-	-	-
26	-	-	-	13.00	-
26D	-	-	9.00	11.00	16.00

THBB179 NRP Standard Weight 5 Knuckle Ball Bearing, NRP	Finish	4 x 4	4.5 x 4	4.5 x 4.5	5 x 4.5
	26D	-	-	13.00	14.00

THBB168 Heavy Weight 5 Knuckle Ball Bearing 	Finish	4 x 4	4.5 x 4	4.5 x 4.5	5 x 4.5
	P	-	-	24.00	25.00
WHT	-	-	-	-	-
3	-	-	27.00	29.00	33.00
4	-	-	-	-	-
10B	-	-	27.00	27.00	32.00
15	-	-	-	-	-
15A	-	-	-	-	-
26	-	-	-	-	-
26D	-	-	25.00	26.00	31.00

THBB168 NRP Heavy Weight 5 Knuckle Ball Bearing, NRP	Finish	4 x 4	4.5 x 4	4.5 x 4.5	5 x 4.5
	US26D	-	-	28.00	30.00



THSP179 Standard Weight Spring 	Finish	4 x 4	4.5 x 4	4.5 x 4.5	5 x 4.5
	P	-	-	-	17.00
WHT	-	-	-	-	-
3	-	-	-	21.00	-
4	-	-	-	21.00	-
10B	-	-	-	21.00	-
15	-	-	-	21.00	-
15A	-	-	-	21.00	-
26	-	-	-	22.00	-
26D	-	-	-	20.00	-

Note: Models with no pricing might be available upon request. Please contact factory about availability.



THCB168 Heavy Weight 3 Knuckle Concealed Ball Bearing	Finish	4 x 4	4.5 x 4	4.5 x 4.5	5 x 4.5
	10B	-	-	19.80	-
THCB179 Standard Weight 3 Knuckle Concealed Ball Bearing	Finish	4 x 4	4.5 x 4	4.5 x 4.5	5 x 4.5
	10B	-	-	18.00	-
THCP179 Standard Weight 3 Knuckle Concealed Plain Bearing	Finish	4 x 4	4.5 x 4	4.5 x 4.5	5 x 4.5
	10B	-	-	13.00	-

HINGES - BRASS Base Metal

Commercial Hinges

THBB179BR Standard Weight 3 Knuckle Plain Bearing		Finish	4 x 4	4.5 x 4	4.5 x 4.5	5 x 4.5
		10B	-	-	59.00	-
		26D	-	-	59.00	-
THBB168BR Heavy Weight 5 Knuckle Ball Bearing		Finish	4 x 4	4.5 x 4	4.5 x 4.5	5 x 4.5
		3	-	-	52.00	-
		10B	-	-	86.00	-
		26D	-	-	86.00	-

HINGES - STAINLESS STEEL Base Metal

THBB179SS Standard Weight 5 Knuckle 2 Ball Bearing		Finish	4 x 4	4.5 x 4	4.5 x 4.5	5 x 4.5
		32D	-	28.00	32.00	37.00
THBB179SS NRP Standard Weight 5 Knuckle 2 Ball Bearing, Non-Removable Pin		Finish	4 x 4	4.5 x 4	4.5 x 4.5	5 x 4.5
		32D	-	-	37.00	43.00
THBB168SS Heavy Weight 5 Knuckle Ball Bearing		Finish	4 x 4	4.5 x 4	4.5 x 4.5	5 x 4.5
		32D	-	-	47.00	52.00
THBB168SS NRP Heavy Weight 5 Knuckle Ball Bearing, Non-Removable Pin		Finish	4 x 4	4.5 x 4	4.5 x 4.5	5 x 4.5
		32D	-	-	53.00	58.00


Note: Models with no pricing might be available upon request. Please contact factory about availability.

EXTRA HEAVY DUTY HINGES


MX 7001A Heavy Duty Hinges with Hospital Tip 	Finish	4 x 4	4.5 x 4	4.5 x 4.5	5 x 4.5
	32D	-	-	82.00	-

MX 8001A Heavy Duty Hinges with Hospital Tip 	Finish	4 x 4	4.5 x 4	4.5 x 4.5	5 x 4.5
	32D	-	-	61.00	-

ELECTRIFIED HINGES

XTHBB179 Standard Weight 5 Knuckle Ball Bearing, Electrified 	Finish	4 x 4	4.5 x 4	4.5 x 4.5	5 x 4.5
	26D	-	-	255.00	-

Note: Models with no pricing might be available upon request. Please contact factory about availability.

Grade 1 Exit Devices 5500, 5600 Series


TS Product #	Description	32D	Alum	Duro
ED5500-36	Panic Rim Exit Device, for 36" Door	433.00	282.00	282.00
ED5500-48	Panic Rim Exit Device, for 48" Door	475.00	321.00	321.00
ED5500F-36	Fire Rim Exit Device, for 36" Door	452.00	301.00	301.00
ED5500F-48	Fire Rim Exit Device, for 48" Door	495.00	342.00	342.00
ED5600-3684	Surface Vertical Rod Panic Exit Device, for 36" Door	643.00	474.00	474.00
ED5600-4896	Surface Vertical Rod Panic Exit Device, for 48" Door	686.00	514.00	514.00
ED5600F-3684	Surface Vertical Rod Fire Exit Device, for 36" Door	687.00	517.00	517.00
ED5600F-4896	Surface Vertical Rod Fire Exit Device, for 48" Door	728.00	556.00	556.00

Optional Outside Trims for Grade1 ED5500/ED5600 Exit Devices


Key-In-Lever Trim



Escutcheon Lever Trim



Thumbpiece Trim

TS Product #	Description	US32D	US26D	Alum	Duro
ED5500L-08	Keyed-in-lever Trim, Entrance Function	N/A	147.00	N/A	140
ED5500L-09	Keyed-in-lever Trim, Storeroom Function	N/A	147.00	N/A	N/A
ED5500L-14	Keyed-in-lever Trim, Passage Function	N/A	140.00	N/A	N/A
ED5500L-02	Keyed-in-lever Trim, Dummy Function	N/A	140.00	N/A	N/A
ED5500E-08	Escutcheon Lever Trim, Entrance Function, Clutch Freewheeling	N/A	193.00	178.00	178.00
ED5500E-09	Escutcheon Lever Trim, Storeroom Function, Clutch Freewheeling	N/A	193.00	178.00	178.00
ED5500E-14	Escutcheon Lever Trim, Passage Function, Clutch Freewheeling	N/A	185.00	171.00	171.00
ED5500E-02	Escutcheon Lever Trim, Dummy Function, Clutch Freewheeling	N/A	185.00	171.00	171.00
ED5500T-05	Thumbpiece Trim, Entrance Function, Clutch Freewheeling	178.00	N/A	N/A	149.00
ED5500T-03	Thumbpiece Trim, Storeroom Function, Clutch Freewheeling	178.00	N/A	N/A	149.00
ED5500T-15	Thumbpiece Trim, Passage Function, Clutch Freewheeling	163.00	N/A	N/A	140.00
ED5500T-02	Thumbpiece Trim, Dummy Function, Clutch Freewheeling	163.00	N/A	N/A	140.00

Alarm Kit for Grade 1 Exit Devices

TS Product #	Description	US32D	US26D	Alum	Duro
ED5500A-36	Alarm Kit for 36" Device, Non UL	198.00	N/A	N/A	198.00
ED5500A-48	Alarm Kit for 48" Device, Non-UL	208.00	N/A	N/A	208.00

Extension Rod for ED5600 Exit Device

TS Product #	Description	US32D	US26D	Alum	Duro
ED5600-Extension	Extension Rod for ED5600-3684, to fit 8" Door	32.00	N/A	32.00	32.00

Strike for Grade 1 Exit Devices

TS Product #	Description	No Finish
ED 254 Strike	ED5500 Series Exit Device for Double Door, Overlapping	45.00



XDK-5000 E-ALL Keypad Exit Device Trim

XDK-5000 Series	Function Description	Unit Price
		26D/10B
XDK-5000 or IC	Escutcheon Keypad Trim to work with ED5500/ED5500F series exit device. Standard Cylinder C Keyway, or Small Format 6 or 7 pin, or LFIC Schlage/Corbin Russwin 6 pin, less core. Rigid.	955.00

*Exit Device sold separately



XRF2000 RFID Exit Device Trim

Electronic Specification:

- Credential: RFID Keycard
- 250 keycard capacity per lock

Lever Styles: Sentinel (S), Quest (Q) and Gala (G)

XRF2000 Series	Function Description	Unit Price
		26D/10B
XRF-2000 or IC	Escutcheon RFID Trim to work with ED5500/ED5500F series exit device. Standard Cylinder C Keyway, or Small Format 6 or 7 pin, or LFIC Schlage/Corbin Russwin 6 pin, less core. Rigid.	1,129.00

*Exit Device sold separately

XRF4000 School Lockdown RFID Exit Device Trim



Electronic Specification:

- Credential: RFID Keycard and emergency lock down unit (RCU)
- 250 keycard capacity per lock
- 120 RCU capacity per lock

Lever Styles: Sentinel (S), Quest (Q) and Gala (G)

XRF 4000 Series	Function Description	Unit Price
		26D/10B
XRF-4000 or IC	Escutcheon School Classroom Intruder Lockdown RFID Trim to work with ED5500/ED5500F series exit device. Standard Cylinder C Keyway, or Small Format 6 or 7 pin, or LFIC Schlage/Corbin Russwin 6 pin, less core. Rigid.	1,234.00


*Exit Device sold separately

ED6500-Grade 1 Rim Type, Narrow Stile Exit Device


TS Product #	Description	32D	10B
ED6500-36	Panic Rim Narrow Device, for 36" Door	590.00	641.00
ED6500-48	Panic Rim Narrow Device, for 48" Door	628.00	680.00

ED6700-Grade 1 Concealed Vertical Rod Narrow Stile Exit Device


TS Product #	Description	32D	10B
ED6700-3684	Panic CVR Narrow Device, for 36" Door	899.00	952.00
ED6700-4896	Panic CVR Narrow Device, for 48" Door	980.00	1,033.00

Escutcheon Trim for ED6500/ED6700 Narrow Stile Exit Device


TS Product #	Description	US26D	US10B
ED6500E-08	Escutcheon Lever Trim, Entrance Function, Clutched, Key locks or unlocks lever	230.00	251.00
ED6500E-09	Escutcheon Lever Trim, Storeroom Function, Clutched, Key unlocks lever, lever retracts latch bolt	230.00	251.00
ED6500E-02	Escutcheon Lever Trim, Dummy Function, Rigid, Pull when dogged	230.00	251.00
ED6500E-14	Escutcheon Lever Trim, Passage Function, Trim always operable	230.00	251.00
ED6700E-08	Escutcheon Lever Trim, Entrance Function, Clutched, Key locks or unlocks lever	230.00	251.00
ED6700E-09	Escutcheon Lever Trim, Storeroom Function, Clutched, Key unlocks lever, lever retracts latch bolt	230.00	251.00
ED6700E-02	Escutcheon Lever Trim, Dummy Function, Rigid, Pull when dogged	230.00	251.00
ED6700E-14	Escutcheon Lever Trim, Passage Function, Trim always operable	230.00	251.00

Parts for ED6700 Narrow Stile Exit Device


TS Product #	Description	US32D
ED6700-ROD-8"	Top Rod/ED6700 8" Height Door	58.00



**EXIT DEVICES
PRICE LIST**

Heavy Duty Grade 1 Exit Devices

TS Product #	Description	US10B	US26D	US32D
ED1100-36	Rim Exit Device, for 36" Door	1,073.00	N/A	703.00
ED1100-48	Rim Exit Device, for 48" Door	1,216.00	N/A	813.00
ED1100F-36	Fire Rim Exit Device, for 36" Door	1,475.00	N/A	1,106.00
ED1100F-48	Fire Rim Exit Device, for 48" Door	1,589.00	N/A	1,222.00
ED1200-36	Surface Vertical Rod Exit Device, for 36" Door	1,516.00	N/A	998.00
ED1200-48	Surface Vertical Rod Exit Device, for 48" Door	1,719.00	N/A	1,115.00
ED1200F-36	Surface Vertical Rod Fire Exit Device, for 36" Door	1,919.00	N/A	1,401.00
ED1200F-48	Surface Vertical Rod Fire Exit Device, for 48" Door	2,039.00	N/A	1,519.00
ED1300-36	Concealed Vertical Rod Exit Device, for 36" Door	N/A	N/A	998.00
ED1300-48	Concealed Vertical Rod Exit Device, for 48" Door	N/A	N/A	1,109.00
ED1300F-36	Concealed Vertical Rod Fire Exit Device, for 36" Door	1,919.00	N/A	1,401.00
ED1300F-48	Concealed Vertical Rod Fire Exit Device, for 48" Door	N/A	N/A	1,512.00
ED1400-36	Mortise Lock Exit Device, for 36" Door	N/A	N/A	924.00
ED1400-48	Mortise Lock Exit Device, for 48" Door	N/A	N/A	1,036.00
ED1400F-36	Mortise Lock Fire Exit Device, for 36" Door	N/A	N/A	1,328.00
ED1400F-48	Mortise Lock Fire Exit Device, for 48" Door	N/A	N/A	1,437.00
ED1500-36*	Three Point Latching Exit Device, for 36" Door	N/A	N/A	1,073.00
ED1500-48*	Three Point Latching Exit Device, for 48" Door	N/A	N/A	1,256.00
ED1500F-36*	Three Point Latching Fire Exit Device, for 36" Door	N/A	N/A	1,464.00
ED1500F-48*	Three Point Latching Fire Exit Device, for 48" Door	N/A	N/A	1,590.00

Optional Outside Trims for Grade 1 Exit Devices

TS Product #	Description	Finish		
		US10B	US26D	US32D
<i>Thumbpiece Trim</i>				
ED201*	Exit only, F01 Function	N/A	N/A	119.00
ED202	Dummy Pull only, F02 Function	N/A	N/A	223.00
ED203R	Night Latch (Key Retracts Latch Bolt), F03 Function, Less Cylinder	N/A	N/A	223.00
ED203M*	Night Latch (Key Retracts Latch Bolt), F03 Function, Mortise, Less Cylinder	N/A	N/A	223.00
ED205R	Key Locks or Unlocks Latchbolt, F05 Function, Less Cylinder	N/A	N/A	260.00
ED205M*	Key Locks or Unlocks Latchbolt, F05 Function, Mortise, Less Cylinder	N/A	N/A	260.00
ED215R*	Thumbpiece Always Active, F15 Function	N/A	N/A	260.00
ED215M*	Thumbpiece Always Active, F15 Function, Mortise	N/A	N/A	260.00
<i>Escutcheon Trim</i>				
ED302	Dummy Pull only, F02 Function	703.00	481.00	N/A
ED308R	Key Locks or Unlocks Latch Bolt, F08/10 Function, Less Cylinder	776.00	555.00	N/A
ED308M	Key Locks or Unlocks Latch Bolt, F08/10 Function, Mortise, Less Cylinder	776.00	555.00	N/A
ED309R	Key Retract Latch Bolt, F09 Function, Less Cylinder	776.00	481.00	N/A
ED309M	Key Retract Latch Bolt, F09 Function, Mortise, Less Cylinder	776.00	481.00	N/A
ED314R	Lever/Knob Always Operable, F14 Function	719.00	518.00	N/A
ED314M	Lever/Knob Always Operable, F14 Function, Mortise	719.00	518.00	N/A

Optional Alarm Kits for Grade 1 Exit Devices

Alarm Kit		US10B	US26D	US32D
ED1000-36-xx-Alarm	Alarm Kit for ED1100/1200/1300/1400/1500 for 36" exit device's	784.00	N/A	727.00
ED1000-48-xx-Alarm	Alarm Kit for ED1100/1200/1300/1400/1500 for 48" exit device's	816.00	N/A	751.00

Optional Mullions for Grade 1 Exit Devices

Mullion		AL	US26D	US32D
ED170-8-689	Keyed Removable Mullion 8", AL, with 1-1/8" Mortise Cylinder with Cam	1,516.00	N/A	N/A
EDF170-8-689	Fire Rated Keyed Removable Mullion 8", AL, with 1-1/8" Mortise Cylinder with Cam	1,816.00	N/A	N/A
ED270-8-689	Non-Keyed Mullion 8", AL	1,147.00	N/A	N/A
EDF270-8-689	Fire Rated Non-Keyed Mullion 8", AL	1,374.00	N/A	N/A

Note: 1. Items with * will be available upon request only, with longer lead times.
2. LBR available for ED1200, ED1200F, ED1300, ED1300F, ED1500, ED1500F.

Optional Extension Rod's and Strikes for Grade 1 Exit Devices

TS Product #	Description	No Finish
<i>Extension Rod</i>		
ED1200 Extension Rod	24" Extension Rod for Surface Vertical Rod Exit Device, for 8' door height	57.00
ED1300 Extension Rod	23-7/8" Extension Rod for Concealed Vertical Rod Exit Device, for 8' door height	57.00
<i>Rim Device Strikes</i>		
ED 136 Rim Strike	For double door RIM / SVR / CVR combination with coordinator, Panic and Fire Application	38.00
ED 106 Rim Strike	For RIM / SVR / 3PT top strike, Panic Application	40.00
ED 108 Rim Strike	For double door RIM / 3PT use with F170/ F270 mullion, Panic and Fire Application	94.00
<i>Vertical Rod Device Strikes</i>		
ED 215 Top Strike	For flush transom SVR / 3PT, Panic and Fire Application	24.00
ED 216 Top Strike	For CVR, Panic and Fire Application	34.00
ED 225 Bottom Strike (Flat)	Optional for SVR / CVR / 3PT round slide bolt, Panic and Fire Application	16.00
ED 226 Bottom Strike (Flat)	Optional for SVR / CVR / 3PT round slide bolt, Panic and Fire Application	16.00
ED 224 Bottom Strike	Standard furnished for SVR / CVR / 3PT, Panic and Fire Application	23.00
ED 227 Bottom Strike	Optional for SVR / 3PT, Panic and Fire Application	65.00

Optional Top/Bottom Rod for Grade 1 Exit Devices

TS Product #	Description	US32D
<i>Top Rod</i>		
ED 616823-030	For ED1200/ED1500 (SVR/3PT) of 8' Door Height, 48-1/8" Length	78.00
ED 616823-040	Add to ED 616823-030 for 10' Door Height, 24" Length	76.00
<i>Bottom Rod</i>		
ED 616823-010	For ED1200/ED1500 (SVR/3PT), 31-7/8" Length	303.00

Heavy Duty Grade 2 Exit Devices

TS Product #	Description	AL	US32D
TS5000-36	Rim Exit Device, for 36" Door	210.00	320.00
TS5000-48	Rim Exit Device, for 48" Door	225.00	347.00
TS8000-36	Fire Rim Exit Device, for 36" Door	248.00	354.00
TS8000-48	Fire Rim Exit Device, for 48" Door	262.00	368.00
TS5100-3684	Surface Vertical Rod Exit Device, for 36" Door	336.00	472.00
TS5100-3696	Surface Vertical Rod Exit Device, for 36" x 96" Door	329.00	449.00
TS5100-4896	Surface Vertical Rod Exit Device, for 48" Door	357.00	507.00
TS8100-3684	Surface Vertical Rod Fire Exit Device, for 36" Door	395.00	534.00
TS8100-3684LBR	Surface Vertical Rod Fire Exit Device, for 36" Door, Less Bottom Rod with Auxiliary Fire Latch	N/A	503.00
TS8100-3696	Surface Vertical Rod Fire Exit Device, for 36" x 96" Door	382.00	503.00
TS8100-4896	Surface Vertical Rod Fire Exit Device, for 48" Door	430.00	562.00



Optional Outside Trims for Grade 2 Exit Devices

TS Product #	Description	US26D
TL8000L	Entrance Function	122.00
TL8000L-IC	Entrance Function, IC	117.00
TL8000S	Storeroom Function	122.00
TL8000P	Passage Function	113.00
TLESC-00	Escutcheon Lever Trim Entrance Function, Clutch Freewheeling	167.00
TLESC-05	Escutcheon Lever Trim Storeroom Function, Clutch Freewheeling	167.00
TLESC-30	Escutcheon Lever Trim Passage Function, Clutch Freewheeling	130.00

General Hardware



Stops and Holders

TS Product #	Description	10B	3, 26, 26D	32D
1. TSH446	Low Dome Stop	\$12.00	\$12.00	\$12.00
2. TSH438	High Dome Stop	\$12.00	\$12.00	N/A
3. TSH438H	High Dome Stop with 1/2" Riser & 1-1/2" screws	N/A	\$10.00	N/A
4. TSH401	Concave Wall Stop	\$5.00	N/A	\$5.00
5. TSH406	Convex Wall Stop	\$5.00	N/A	\$5.00



TS Product #	Description	AL
TGD900W-S	Magnetic Door Holder, 24V	\$184.00

Door Guards



TS Product #	Description	3, 26D
TDG128BR	Door Guard - Solid Forged Brass	\$25.00
TS Product #	Description	26
TDG 129	Door Guard with Buffers	\$25.00

Viewers



TS Product #	Description	3, 26,26D
TDV3315	UL Listed with 200 degree Viewing - Polished	\$12.00
TDV3316	Viewer with 200 degree Viewing - Polished	\$12.00

Heavy Duty Roller Catch




TS Product #	Description	26,26D
TH502	Heavy Duty Roller Catch - Solid Brass, with Strike Plate and screws	\$24.00

Dust Proof Strike



TS Product #	Description	26D
TDPS280	Dust Proof Strike	\$21.00

General Hardware



Flush Bolts

TS Product #	Description	26D	US15	10B	32D
1. TFB197SB	Manual Flush Bolt for Metal Door - Brass Forged, Single	\$30.00	\$30.00	\$30.00	-
2. TFB297W	Manual Flush Bolt for Wood Door, Single	\$56.00	-	\$56.00	-
3. TFBA291M	Auto Flush Bolt for Metal Door, Pair	-			\$147.00
4. TFBA291W	Auto Flush Bolt for Wood Door, Pair	-			\$147.00
5. TFL001	Auxiliary Fire Latch	-			\$58.00

Coordinator and Accessories



TS Product #	Description	AL
TCOR-52	Fire Door Coordinators, 52", Alum	\$135.00
TCOR-60	Fire Door Coordinators, 60", Alum	\$143.00
TFCOR-18	Coordinator Filler Bar, 18-5/8", Alum	\$16.00
TFCOR-32	Coordinator Filler Bar, 32", Alum	\$27.00
TFCOR-42	Coordinator Filler Bar, 42-5/8", Alum	\$36.00

Kick Plates



TS Product #	Description	32D
TS1034	10" x 34" Kick Plate	\$100.00

Push and Pulls



TS Product #	Description	32D
TSPP3515	3.5" X 15" Push Plate	\$23.00
TSPP4016	4" x 16" Push Plate	\$25.00
TSP3515R	3.5" X 15" Plate with Round Pulls	\$60.00
TSP4016R	4" x 16" Plate with Round Pulls	\$60.00

Note: Finishes with no pricing might be available upon request. Please contact factory about availability.