

**UNITED STATES
SECURITIES AND EXCHANGE COMMISSION
WASHINGTON, D.C. 20549**

FORM 10-K

ANNUAL REPORT PURSUANT TO SECTION 13 OR 15(d) OF THE SECURITIES EXCHANGE ACT OF 1934

For the Fiscal Year Ended December 31, 2014

OR

TRANSITION REPORT PURSUANT TO SECTION 13 OR 15(d) OF THE SECURITIES EXCHANGE ACT OF 1934

For the transition period from _____ to _____

Commission file number 001-09818

ALLIANCEBERNSTEIN HOLDING L.P.

(Exact name of registrant as specified in its charter)

Delaware
(State or other jurisdiction of incorporation or organization)

13-3434400
(I.R.S. Employer Identification No.)

1345 Avenue of the Americas, New York, N.Y.
(Address of principal executive offices)

10105
(Zip Code)

Registrant's telephone number, including area code: (212) 969-1000

Securities registered pursuant to Section 12(b) of the Act:

<u>Title of Class</u>	<u>Name of each exchange on which registered</u>
units representing assignments of beneficial ownership of limited partnership interests	New York Stock Exchange

Securities registered pursuant to Section 12(g) of the Act: None

Indicate by check mark if the registrant is a well-known seasoned issuer, as defined in Rule 405 of the Securities Act. Yes No

Indicate by check mark if the registrant is not required to file reports pursuant to Section 13 or Section 15(d) of the Act. Yes No

Indicate by check mark whether the registrant (1) has filed all reports required to be filed by Section 13 or 15(d) of the Securities Exchange Act of 1934 during the preceding 12 months (or for such shorter period that the registrant was required to file such reports), and (2) has been subject to such filing requirements for the past 90 days. Yes No

Indicate by check mark whether the registrant has submitted electronically and posted on its corporate Web site, if any, every Interactive Data File required to be submitted and posted pursuant to Rule 405 of Regulation S-T (§232.405 of this chapter) during the preceding 12 months (or for such shorter period that the registrant was required to submit and post such files). Yes No

Indicate by check mark if disclosure of delinquent filers pursuant to Item 405 of Regulation S-K (§229.405 of this chapter) is not contained herein, and will not be contained, to the best of registrant's knowledge, in definitive proxy or information statements incorporated by reference in Part III of this Form 10-K or any amendment to this Form 10-K.

Indicate by check mark whether the registrant is a large accelerated filer, an accelerated filer, a non-accelerated filer or a smaller reporting company. See definitions of "accelerated filer", "large accelerated filer" and "smaller reporting company" in Rule 12b-2 of the Exchange Act.

(Check one):

Large accelerated filer Accelerated filer Non-accelerated filer Smaller reporting company


Indicate by check mark whether the registrant is a shell company (as defined in Rule 12b-2 of the Act). Yes No

The aggregate market value of the units representing assignments of beneficial ownership of limited partnership interests held by non-affiliates computed by reference to the price at which such units were last sold on the New York Stock Exchange as of June 30, 2014 was approximately \$2.3 billion.

The number of units representing assignments of beneficial ownership of limited partnership interests outstanding as of December 31, 2014 was 100,756,999. (This figure includes 100,000 units of general partnership interest having economic interests equivalent to the economic interests of the units representing assignments of beneficial ownership of limited partnership interests.)

DOCUMENTS INCORPORATED BY REFERENCE

This Form 10-K does not incorporate any document by reference.



Glossary of Certain Defined Terms

Part I		
Item 1.	Business	1
Item 1A.	Risk Factors	15
Item 1B.	Unresolved Staff Comments	22
Item 2.	Properties	22
Item 3.	Legal Proceedings	22
Item 4.	Mine Safety Disclosures	23
Part II		
Item 5.	Market for Registrant’s Common Equity, Related Stockholder Matters and Issuer Purchases of Equity Securities	24
Item 6.	Selected Financial Data	26
	AB Holding	26
	AB	27
Item 7.	Management’s Discussion and Analysis of Financial Condition and Results of Operations	28
	Executive Overview	28
	AB Holding	29
	AB	31
Item 7A.	Quantitative and Qualitative Disclosures About Market Risk	50
	AB Holding	50
	AB	50
Item 8.	Financial Statements and Supplementary Data	52
	AB Holding	53
	AB	66
Item 9.	Changes in and Disagreements with Accountants on Accounting and Financial Disclosure	105
Item 9A.	Controls and Procedures	105
Item 9B.	Other Information	106
Part III		
Item 10.	Directors, Executive Officers and Corporate Governance	107
Item 11.	Executive Compensation	116
Item 12.	Security Ownership of Certain Beneficial Owners and Management and Related Stockholder Matters	132
Item 13.	Certain Relationships and Related Transactions, and Director Independence	137
Item 14.	Principal Accounting Fees and Services	139
Part IV		
Item 15.	Exhibits, Financial Statement Schedules	140
	Signatures	142

[Table of Contents](#)

Glossary of Certain Defined Terms

“**AB**” – AllianceBernstein L.P. (Delaware limited partnership formerly known as Alliance Capital Management L.P., “**Alliance Capital**”), the operating partnership, and its subsidiaries and, where appropriate, its predecessors, AB Holding and ACMC, Inc. and their respective subsidiaries.

“**AB Holding**” – AllianceBernstein Holding L.P. (Delaware limited partnership).

“**AB Holding Partnership Agreement**” – the Amended and Restated Agreement of Limited Partnership of AB Holding, dated as of October 29, 1999 and as amended February 24, 2006.

“**AB Holding Units**” – units representing assignments of beneficial ownership of limited partnership interests in AB Holding.

“**AB Partnership Agreement**” – the Amended and Restated Agreement of Limited Partnership of AB, dated as of October 29, 1999 and as amended February 24, 2006.

“**AB Units**” – units of limited partnership interest in AB.

“**AXA**” – AXA (*société anonyme* organized under the laws of France), the holding company for an international group of insurance and related financial services companies engaged in the financial protection and wealth management businesses. AXA’s operations are diverse geographically, with major operations in Europe, North America and the Asia/Pacific regions and, to a lesser extent, in other regions including the Middle East, Africa and Latin America. AXA has five operating business segments: life and savings, property and casualty, international insurance, asset management and banking.

“**AXA Equitable**” – AXA Equitable Life Insurance Company (New York stock life insurance company), a subsidiary of AXA Financial, and its subsidiaries other than AB and its subsidiaries.

“**AXA Financial**” – AXA Financial, Inc. (Delaware corporation), a subsidiary of AXA.

“**Bernstein Transaction**” – on October 2, 2000, AB’s acquisition of the business and assets of SCB Inc., formerly known as Sanford C. Bernstein Inc., and assumption of the liabilities of that business.

“**Exchange Act**” – the Securities Exchange Act of 1934, as amended.

“**ERISA**” – the Employee Retirement Income Security Act of 1974, as amended.

“**General Partner**” – AllianceBernstein Corporation (Delaware corporation), the general partner of AB and AB Holding and a subsidiary of AXA Equitable, and, where appropriate, ACMC, LLC, its predecessor.

“**Investment Advisers Act**” – the Investment Advisers Act of 1940, as amended.

“**Investment Company Act**” – the Investment Company Act of 1940, as amended.

“**NYSE**” – the New York Stock Exchange, Inc.

“**Partnerships**” – AB and AB Holding together.

“**SEC**” – the United States Securities and Exchange Commission.

“**Securities Act**” – the Securities Act of 1933, as amended.

“**WPS Acquisition**” – on December 12, 2013, AB acquired W.P. Stewart & Co., Ltd. (“**WPS**”), a concentrated growth equity investment manager.

PART I

Item 1. Business

The words “**we**” and “**our**” in this Form 10-K refer collectively to AB Holding and AB and its subsidiaries, or to their officers and employees. Similarly, the words “**company**” and “**firm**” refer to both AB Holding and AB. Where the context requires distinguishing between AB Holding and AB, we identify which company is being discussed. Cross-references are in italics.

We use “**global**” in this Form 10-K to refer to all nations, including the United States; we use “**international**” or “**non-U.S.**” to refer to nations other than the United States.

We use “**emerging markets**” in this Form 10-K to refer to countries included in the Morgan Stanley Capital International (“**MSCI**”) emerging markets index, which are, as of December 31, 2014, Brazil, Chile, China, Colombia, Czech Republic, Egypt, Greece, Hungary, India, Indonesia, Malaysia, Mexico, Peru, the Philippines, Poland, Russia, South Africa, South Korea, Taiwan, Thailand and Turkey.

Clients

We provide research, diversified investment management and related services globally to a broad range of clients through three buy-side distribution channels, Institutions, Retail and Private Wealth Management, and our sell-side business, Bernstein Research Services. See “*Distribution Channels*” in this Item 1 for additional information.

As of December 31, 2014, 2013 and 2012, our client assets under management (“**AUM**”) were \$474 billion, \$450 billion and \$430 billion, respectively, and our net revenues for the years ended December 31, 2014, 2013 and 2012 were \$3.0 billion, \$2.9 billion and \$2.7 billion, respectively. AXA, our parent company, and its subsidiaries, whose AUM consist primarily of fixed income investments, together constitute our largest client. Our affiliates represented approximately 23%, 23% and 25% of our AUM as of December 31, 2014, 2013 and 2012, respectively, and we earned approximately 5%, 5% and 4% of our net revenues from services we provided to our affiliates in 2014, 2013 and 2012, respectively. See “*Distribution Channels*” below and “*Assets Under Management*” and “*Net Revenues*” in Item 7 for additional information regarding our AUM and net revenues.

Generally, we are compensated for our investment services on the basis of investment advisory and services fees calculated as a percentage of AUM. For additional information about our investment advisory and services fees, including performance-based fees, see “*Risk Factors*” in Item 1A and “*Net Revenues – Investment Advisory and Services Fees*” in Item 7.

Research

Our high-quality, in-depth research is the foundation of our business. We believe that our global team of research professionals, whose disciplines include economic, fundamental equity, fixed income and quantitative research, gives us a competitive advantage in achieving investment success for our clients. We also have experts focused on multi-asset strategies, wealth management and alternative investments.

Investment Services

Our broad range of investment services includes:

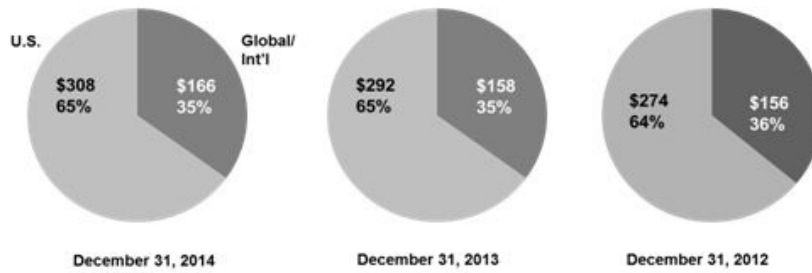
- Actively managed equity strategies with global and regional portfolios across capitalization ranges and investment strategies, including value, growth and core equities;
- Actively managed traditional and unconstrained fixed income strategies, including taxable and tax-exempt strategies;
- Passive management, including index and enhanced index strategies;
- Alternative investments, including hedge funds, fund of funds and private equity (*e.g.*, direct real estate investing); and
- Multi-asset services and solutions, including dynamic asset allocation, customized target-date funds and target-risk funds.

Our services span various investment disciplines, including market capitalization (*e.g.*, large-, mid- and small-cap equities), term (*e.g.*, long-, intermediate- and short-duration debt securities), and geographic location (*e.g.*, U.S., international, global, emerging markets, regional and local), in major markets around the world.

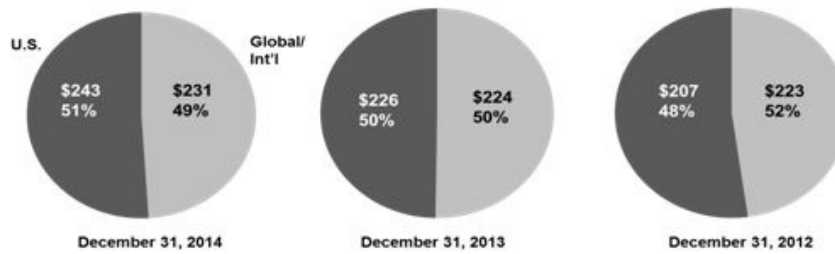
[Table of Contents](#)

Our AUM by client domicile and investment service as of December 31, 2014, 2013 and 2012 were as follows:

By Client Domicile (\$ in billions):



By Investment Service (\$ in billions):



Distribution Channels

Institutions

To these clients, which include private and public pension plans, foundations and endowments, insurance companies, central banks and governments worldwide, and various of our affiliates, we offer separately-managed accounts, sub-advisory relationships, structured products, collective investment trusts, mutual funds, hedge funds and other investment vehicles (“**Institutional Services**”).

We manage the assets of our institutional clients pursuant to written investment management agreements or other arrangements, which generally are terminable at any time or upon relatively short notice by either party. In general, our written investment management agreements may not be assigned without client consent. For information about our institutional investment advisory and services fees, including performance-based fees, see “*Risk Factors*” in *Item 1A* and “*Net Revenues – Investment Advisory and Services Fees*” in *Item 7*.

AXA and its subsidiaries together constitute our largest institutional client. Their AUM accounted for approximately 32%, 31% and 35% of our institutional AUM as of December 31, 2014, 2013 and 2012, respectively, and approximately 22%, 22% and 17% of our institutional revenues for 2014, 2013 and 2012, respectively. No single institutional client other than AXA and its subsidiaries accounted for more than approximately 1% of our net revenues for the year ended December 31, 2014.

[Table of Contents](#)

As of December 31, 2014, 2013 and 2012, Institutional Services represented approximately 50%, 50% and 51%, respectively, of our AUM, and the fees we earned from providing these services represented approximately 14%, 15% and 18% of our net revenues for 2014, 2013 and 2012, respectively. Our AUM and revenues are as follows:

Institutional Services Assets Under Management
(by Investment Service)

	December 31,			% Change	
	2014	2013	2012	2014-13	2013-12
	(in millions)				
Equity Actively Managed:					
U.S.	\$ 9,631	\$ 8,438	\$ 5,748	14.1%	46.8%
Global & Non-US	19,522	21,100	25,797	(7.5)	(18.2)
Total	29,153	29,538	31,545	(1.3)	(6.4)
Equity Passively Managed ⁽¹⁾ :					
U.S.	16,196	14,111	11,494	14.8	22.8
Global & Non-US	5,818	6,555	6,131	(11.2)	6.9
Total	22,014	20,666	17,625	6.5	17.3
Total Equity	51,167	50,204	49,170	1.9	2.1
Fixed Income Taxable:					
U.S.	84,079	81,823	90,727	2.8	(9.8)
Global & Non-US	64,086	58,647	53,841	9.3	8.9
Total	148,165	140,470	144,568	5.5	(2.8)
Fixed Income Tax-Exempt:					
U.S.	1,796	1,611	1,385	11.5	16.3
Global & Non-US	—	—	—	—	—
Total	1,796	1,611	1,385	11.5	16.3
Fixed Income Passively Managed ⁽¹⁾ :					
U.S.	67	63	62	6.3	1.6
Global & Non-US	185	194	334	(4.6)	(41.9)
Total	252	257	396	(1.9)	(35.1)
Total Fixed Income	150,213	142,338	146,349	5.5	(2.7)
Other ⁽²⁾ :					
U.S.	2,268	1,211	471	87.3	157.1
Global & Non-US	33,393	32,237	23,829	3.6	35.3
Total	35,661	33,448	24,300	6.6	37.6
Total:					
U.S.	114,037	107,257	109,887	6.3	(2.4)
Global & Non-US	123,004	118,733	109,932	3.6	8.0
Total	\$ 237,041	\$ 225,990	\$ 219,819	4.9	2.8
Affiliated	\$ 75,241	\$ 69,619	\$ 77,569	8.1	(10.2)
Non-affiliated	161,800	156,371	142,250	3.5	9.9
Total	\$ 237,041	\$ 225,990	\$ 219,819	4.9	2.8

(1) Includes index and enhanced index services.

(2) Includes multi-asset solutions and services and certain alternative investments.

Revenues from Institutional Services
(by Investment Service)

	Years Ended December 31,			% Change	
	2014	2013	2012	2014-13	2013-12
	(in thousands)				
Equity Actively Managed:					
U.S.	\$ 54,176	\$ 48,328	\$ 43,400	12.1%	11.4%
Global & Non-US	88,777	98,552	143,108	(9.9)	(31.1)
Total	142,953	146,880	186,508	(2.7)	(21.2)
Equity Passively Managed ⁽¹⁾ :					
U.S.	2,841	2,720	2,334	4.4	16.5
Global & Non-US	4,333	5,359	5,533	(19.1)	(3.1)
Total	7,174	8,079	7,867	(11.2)	2.7
Total Equity	150,127	154,959	194,375	(3.1)	(20.3)
Fixed Income Taxable:					
U.S.	92,250	96,125	94,679	(4.0)	1.5
Global & Non-US	125,596	117,041	104,803	7.3	11.7
Total	217,846	213,166	199,482	2.2	6.9
Fixed Income Tax-Exempt:					
U.S.	2,250	1,993	1,742	12.9	14.4
Global & Non-US	—	—	—	—	—
Total	2,250	1,993	1,742	12.9	14.4
Fixed Income Passively Managed ⁽¹⁾ :					
U.S.	69	76	78	(9.2)	(2.6)
Global & Non-US	142	227	48	(37.4)	372.9
Total	211	303	126	(30.4)	140.5
Fixed Income Servicing ⁽²⁾ :					
U.S.	11,468	14,051	9,172	(18.4)	53.2
Global & Non-US	2,011	1,789	4,696	12.4	(61.9)
Total	13,479	15,840	13,868	(14.9)	14.2
Total Fixed Income	233,786	231,302	215,218	1.1	7.5
Other ⁽³⁾ :					
U.S.	18,643	11,952	46,400	56.0	(74.2)
Global & Non-US	30,551	39,895	28,722	(23.4)	38.9
Total	49,194	51,847	75,122	(5.1)	(31.0)
Total Investment Advisory and Services Fees:					
U.S.	181,697	175,245	197,805	3.7	(11.4)
Global & Non-US	251,410	262,863	286,910	(4.4)	(8.4)
	433,107	438,108	484,715	(1.1)	(9.6)
Distribution Revenues	340	305	574	11.5	(46.9)
Shareholder Servicing Fees	634	533	362	18.9	47.2
Total	\$ 434,081	\$ 438,946	\$ 485,651	(1.1)	(9.6)
Affiliated	\$ 95,231	\$ 96,729	\$ 82,930	(1.5)	16.6
Non-affiliated	338,850	342,217	402,721	(1.0)	(15.0)
Total	\$ 434,081	\$ 438,946	\$ 485,651	(1.1)	(9.6)

(1) Includes index and enhanced index services.

(2) Fixed Income Servicing includes advisory-related services fees that are not based on AUM, including derivative transaction fees, capital purchase program related advisory services and other fixed income advisory services.

(3) Includes multi-asset solutions and services and certain alternative services.

Retail

We provide investment management and related services to a wide variety of individual retail investors, both in the U.S. and internationally, through retail mutual funds we sponsor, mutual fund sub-advisory relationships, separately-managed account programs (*see below*), and other investment vehicles (“**Retail Products and Services**”).

We distribute our Retail Products and Services through financial intermediaries, including broker-dealers, insurance sales representatives, banks, registered investment advisers and financial planners. These products and services include open-end and closed-end funds that are either (i) registered as investment companies under the Investment Company Act (“**U.S. Funds**”), or (ii) not registered under the Investment Company Act and generally not offered to United States persons (“**Non-U.S. Funds**” and, collectively with the U.S. Funds, “**AB Funds**”). They also include separately-managed account programs, which are sponsored by financial intermediaries and generally charge an all-inclusive fee covering investment management, trade execution, asset allocation, and custodial and administrative services. In addition, we provide distribution, shareholder servicing, transfer agency services and administrative services for our Retail Products and Services. *See “Net Revenues – Investment Advisory and Services Fees” in Item 7* for information about our retail investment advisory and services fees. *See Note 2 to AB’s consolidated financial statements in Item 8* for a discussion of the commissions we pay to financial intermediaries in connection with the sale of open-end AB Funds.

Fees paid by the U.S. Funds are reflected in the applicable investment management agreement, which generally must be approved annually by the boards of directors or trustees of those funds, including by a majority of the independent directors or trustees. Increases in these fees must be approved by fund shareholders; decreases need not be, including any decreases implemented by a fund’s directors or trustees. In general, each investment management agreement with the U.S. Funds provides for termination by either party at any time upon 60 days’ notice.

Fees paid by Non-U.S. Funds are reflected in investment management agreements that continue until they are terminated. Increases in these fees generally must be approved by the relevant regulatory authority, depending on the domicile and structure of the fund, and Non-U.S. Fund shareholders must be given advance notice of any fee increases.

The mutual funds we sub-advise for AXA and its subsidiaries together constitute our largest retail client. They accounted for approximately 21%, 23% and 20% of our retail AUM as of December 31, 2014, 2013 and 2012, respectively, and approximately 3%, 2% and 3% of our retail net revenues for 2014, 2013 and 2012, respectively.

Certain subsidiaries of AXA, including AXA Advisors, LLC (“**AXA Advisors**”), a subsidiary of AXA Financial, were responsible for approximately 3%, 2% and 4% of total sales of shares of open-end AB Funds in 2014, 2013 and 2012, respectively. During 2014, UBS AG was responsible for approximately 11% of our open-end AB Fund sales. Neither our affiliates nor UBS AG are under any obligation to sell a specific amount of AB Fund shares and each also sells shares of mutual funds that it sponsors and that are sponsored by unaffiliated organizations. No other entity accounted for 10% or more of our open-end AB Fund sales.

Most open-end U.S. Funds have adopted a plan under Rule 12b-1 of the Investment Company Act that allows the fund to pay, out of assets of the fund, distribution and service fees for the distribution and sale of its shares (“**Rule 12b-1 Fees**”). The open-end U.S. Funds have entered into such agreements with us, and we have entered into selling and distribution agreements pursuant to which we pay sales commissions to the financial intermediaries that distribute our open-end U.S. Funds. These agreements are terminable by either party upon notice (generally 30 days) and do not obligate the financial intermediary to sell any specific amount of fund shares.

As of December 31, 2014, retail U.S. Fund AUM were approximately \$49 billion, or 30% of retail AUM, as compared to \$47 billion, or 31%, as of December 31, 2013, and \$45 billion, or 31%, as of December 31, 2012. Non-U.S. Fund AUM, as of December 31, 2014, totaled \$57 billion, or 36% of retail AUM, as compared to \$56 billion, or 36%, as of December 31, 2013, and \$60 billion, or 42%, as of December 31, 2012.

[Table of Contents](#)

Our Retail Services represented approximately 34% of our AUM as of each of December 31, 2014, 2013 and 2012, and the fees we earned from providing these services represented approximately 46%, 47% and 44% of our net revenues for the years ended December 31, 2014, 2013 and 2012, respectively. Our AUM and revenues are as follows:

Retail Services Assets Under Management
(by Investment Service)

	December 31,			% Change	
	2014	2013	2012	2014-13	2013-12
	(in millions)				
Equity Actively Managed:					
U.S.	\$ 29,449	\$ 27,656	\$ 17,738	6.5%	55.9%
Global & Non-US	15,920	13,997	16,415	13.7	(14.7)
Total	45,369	41,653	34,153	8.9	22.0
Equity Passively Managed ⁽¹⁾ :					
U.S.	21,268	21,514	16,716	(1.1)	28.7
Global & Non-US	6,600	6,615	5,491	(0.2)	20.5
Total	27,868	28,129	22,207	(0.9)	26.7
Total Equity	73,237	69,782	56,360	5.0	23.8
Fixed Income Taxable:					
U.S.	5,934	4,597	2,738	29.1	67.9
Global & Non-US	55,059	56,304	65,990	(2.2)	(14.7)
Total	60,993	60,901	68,728	0.2	(11.4)
Fixed Income Tax-Exempt:					
U.S.	10,432	8,243	8,532	26.6	(3.4)
Global & Non-US	14	14	—	—	—
Total	10,446	8,257	8,532	26.5	(3.2)
Fixed Income Passively Managed ⁽¹⁾ :					
U.S.	4,917	4,531	2,385	8.5	90.0
Global & Non-US	4,483	4,179	4,730	7.3	(11.6)
Total	9,400	8,710	7,115	7.9	22.4
Total Fixed Income	80,839	77,868	84,375	3.8	(7.7)
Other ⁽²⁾ :					
U.S.	5,349	3,208	1,981	66.7	61.9
Global & Non-US	2,072	2,132	1,676	(2.8)	27.2
Total	7,421	5,340	3,657	39.0	46.0
Total:					
U.S.	77,349	69,749	50,090	10.9	39.2
Global & Non-US	84,148	83,241	94,302	1.1	(11.7)
Total	\$ 161,497	\$ 152,990	\$ 144,392	5.6	6.0
Affiliated	\$ 34,693	\$ 35,194	\$ 28,535	(1.4)	23.3
Non-affiliated	126,804	117,796	115,857	7.6	1.7
Total	\$ 161,497	\$ 152,990	\$ 144,392	5.6	6.0

(1) Includes index and enhanced index services.

(2) Includes multi-asset solutions and services and certain alternative investments.

Revenues from Retail Services
(by Investment Service)

	Years Ended December 31,			% Change	
	2014	2013	2012	2014-13	2013-12
	(in thousands)				
Equity Actively Managed:					
U.S.	\$ 182,008	\$ 134,311	\$ 92,423	35.5%	45.3%
Global & Non-US	94,491	96,338	114,220	(1.9)	(15.7)
Total	276,499	230,649	206,643	19.9	11.6
Equity Passively Managed ⁽¹⁾ :					
U.S.	10,066	10,957	11,952	(8.1)	(8.3)
Global & Non-US	6,924	4,670	2,162	48.3	116.0
Total	16,990	15,627	14,114	8.7	10.7
Total Equity	293,489	246,276	220,757	19.2	11.6
Fixed Income Taxable:					
U.S.	20,680	16,074	13,252	28.7	21.3
Global & Non-US	429,409	483,171	405,208	(11.1)	19.2
Total	450,089	499,245	418,460	(9.8)	19.3
Fixed Income Tax-Exempt:					
U.S.	38,317	35,993	28,906	6.5	24.5
Global & Non-US	78	78	—	—	—
Total	38,395	36,071	28,906	6.4	24.8
Fixed Income Passively Managed ⁽¹⁾ :					
U.S.	2,836	2,153	1,144	31.7	88.2
Global & Non-US	8,438	8,605	7,056	(1.9)	22.0
Total	11,274	10,758	8,200	4.8	31.2
Total Fixed Income	499,758	546,074	455,566	(8.5)	19.9
Other ⁽²⁾ :					
U.S.	64,452	22,819	14,306	182.4	59.5
Global & Non-US	9,277	9,785	7,424	(5.2)	31.8
Total	73,729	32,604	21,730	126.1	50.0
Total Investment Advisory and Services Fees:					
U.S.	318,359	222,307	161,983	43.2	37.2
Global & Non-US	548,617	602,647	536,070	(9.0)	12.4
	866,976	824,954	698,053	5.1	18.2
Distribution Revenues	440,961	461,944	406,467	(4.5)	13.6
Shareholder Servicing Fees	89,198	89,472	88,375	(0.3)	1.2
Total	\$ 1,397,135	\$ 1,376,370	\$ 1,192,895	1.5	15.4
Affiliated	\$ 47,910	\$ 43,264	\$ 31,089	10.7	39.2
Non-affiliated	1,349,225	1,333,106	1,161,806	1.2	14.7
Total	\$ 1,397,135	\$ 1,376,370	\$ 1,192,895	1.5	15.4

(1) Includes index and enhanced index services.

(2) Includes multi-asset solutions and services and certain alternative investments.

Private Wealth Management

To our private wealth clients, which include high-net-worth individuals and families, trusts and estates, charitable foundations, partnerships, private and family corporations, and other entities (including most institutions for which we manage accounts with less than \$25 million in AUM), we offer separately-managed accounts, hedge funds, mutual funds and other investment vehicles (“**Private Wealth Services**”).

We manage these accounts pursuant to written investment advisory agreements, which generally are terminable at any time or upon relatively short notice by any party and may not be assigned without the consent of the client. For information about our investment advisory and services fees, including performance-based fees, see “*Risk Factors*” in *Item 1A* and “*Net Revenues – Investment Advisory and Services Fees*” in *Item 7*.

As of December 31, 2014, 2013 and 2012, Private Wealth Services represented approximately 16%, 16% and 15%, respectively, of our AUM, and the fees we earned from providing these services represented approximately 22%, 20% and 21% of our net revenues for 2014, 2013 and 2012, respectively. Our AUM and revenues are as follows:

Private Wealth Services Assets Under Management
(by Investment Service)

	December 31,			% Change	
	2014	2013	2012	2014-13	2013-12
	(in millions)				
Equity Actively Managed:					
U.S.	\$ 22,842	\$ 21,620	\$ 16,506	5.7%	31.0%
Global & Non-US	15,125	15,003	13,222	0.8	13.5
Total	37,967	36,623	29,728	3.7	23.2
Equity Passively Managed ⁽¹⁾ :					
U.S.	172	83	67	107.2	23.9
Global & Non-US	402	397	371	1.3	7.0
Total	574	480	438	19.6	9.6
Total Equity	38,541	37,103	30,166	3.9	23.0
Fixed Income Taxable:					
U.S.	7,396	7,468	8,962	(1.0)	(16.7)
Global & Non-US	2,871	2,128	1,755	34.9	21.3
Total	10,267	9,596	10,717	7.0	(10.5)
Fixed Income Tax-Exempt:					
U.S.	19,401	18,843	20,835	3.0	(9.6)
Global & Non-US	3	2	—	50.0	—
Total	19,404	18,845	20,835	3.0	(9.6)
Fixed Income Passively Managed ⁽¹⁾ :					
U.S.	5	11	31	(54.5)	(64.5)
Global & Non-US	402	357	355	12.6	0.6
Total	407	368	386	10.6	(4.7)
Total Fixed Income	30,078	28,809	31,938	4.4	(9.8)
Other ⁽²⁾ :					
U.S.	1,902	1,375	804	38.3	71.0
Global & Non-US	4,968	4,144	2,898	19.9	43.0
Total	6,870	5,519	3,702	24.5	49.1
Total:					
U.S.	51,718	49,400	47,205	4.7	4.6
Global & Non-US	23,771	22,031	18,601	7.9	18.4
Total	\$ 75,489	\$ 71,431	\$ 65,806	5.7	8.5

(1) Includes index and enhanced index services.

(2) Includes multi-asset solutions and services and certain alternative investments.

Revenues From Private Wealth Services
(by Investment Service)

	Years Ended December 31,			% Change	
	2014	2013	2012	2014-13	2013-12
	(in thousands)				
Equity Actively Managed:					
U.S.	\$ 250,415	\$ 211,927	\$ 209,263	18.2%	1.3%
Global & Non-US	169,472	153,062	149,732	10.7	2.2
Total	419,887	364,989	358,995	15.0	1.7
Equity Passively Managed ⁽¹⁾ :					
U.S.	695	316	65	119.9	386.2
Global & Non-US	1,839	1,800	1,666	2.2	8.0
Total	2,534	2,116	1,731	19.8	22.2
Total Equity	422,421	367,105	360,726	15.1	1.8
Fixed Income Taxable:					
U.S.	39,811	44,260	48,906	(10.1)	(9.5)
Global & Non-US	15,778	13,029	12,319	21.1	5.8
Total	55,589	57,289	61,225	(3.0)	(6.4)
Fixed Income Tax-Exempt:					
U.S.	102,509	104,867	117,035	(2.2)	(10.4)
Global & Non-US	27	18	—	50.0	—
Total	102,536	104,885	117,035	(2.2)	(10.4)
Fixed Income Passively Managed ⁽¹⁾ :					
U.S.	9	88	26	(89.8)	238.5
Global & Non-US	3,446	3,105	1,184	11.0	162.2
Total	3,455	3,193	1,210	8.2	163.9
Total Fixed Income	161,580	165,367	179,470	(2.3)	(7.9)
Other ⁽²⁾ :					
U.S.	16,566	12,699	9,592	30.5	32.4
Global & Non-US	57,600	40,872	31,919	40.9	28.0
Total	74,166	53,571	41,511	38.4	29.1
Total Investment Advisory and Services Fees:					
U.S.	410,005	374,157	384,887	9.6	(2.8)
Global & Non-US	248,162	211,886	196,820	17.1	7.7
Total	658,167	586,043	581,707	12.3	0.7
Distribution Revenues	3,669	3,175	2,447	15.6	29.8
Shareholder Servicing Fees	2,488	2,140	1,637	16.3	30.7
Total	\$ 664,324	\$ 591,358	\$ 585,791	12.3	1.0

(1) Includes index and enhanced index services.

(2) Includes multi-asset solutions and services and certain alternative investments.

[Table of Contents](#)

Bernstein Research Services

We offer high-quality fundamental research, quantitative services and brokerage-related services in equities and listed options to institutional investors, such as pension fund, hedge fund and mutual fund managers, and other institutional investors (“**Bernstein Research Services**”). We serve our clients, which are based in the United States, Europe, Asia, the Middle East and Canada, through various subsidiaries, including Sanford C. Bernstein & Co., LLC (“**SCB LLC**”), Sanford C. Bernstein Limited and Sanford C. Bernstein (Hong Kong) Limited (collectively, “**SCB**”). Our sell-side analysts, who provide fundamental company and industry research along with quantitative research into securities valuation and factors affecting stock-price movements, are consistently among the highest ranked research analysts in industry surveys conducted by third-party organizations.

We earn revenues for providing investment research to, and executing brokerage transactions for, institutional clients. These clients compensate us principally by directing SCB to execute brokerage transactions on their behalf, for which we earn commissions. These services accounted for approximately 16%, 15% and 15% of our net revenues for the years ended December 31, 2014, 2013 and 2012, respectively.

For information regarding trends in fee rates charged for brokerage transactions, see “*Risk Factors*” in *Item 1A*.

Our Bernstein Research Services revenues are as follows:

Revenues From Bernstein Research Services

	Years Ended December 31,			% Change	
	2014	2013	2012	2014-13	2013-12
	(in thousands)				
Bernstein Research Services	<u>\$ 482,538</u>	<u>\$ 445,083</u>	<u>\$ 413,707</u>	8.4%	7.6%

Custody

SCB LLC acts as custodian for the majority of our Private Wealth Management AUM and some of our Institutions AUM. Other custodial arrangements are maintained by client-designated banks, trust companies, brokerage firms or custodians.

Employees

As of December 31, 2014, our firm had 3,487 full-time employees, representing a 5.8% increase compared to the end of 2013. We consider our employee relations to be good.

Service Marks

We have registered a number of service marks with the U.S. Patent and Trademark Office and various foreign trademark offices, including the mark “AllianceBernstein”. The [A/B] logo and “Ahead of Tomorrow” are service marks of AB.

In January 2015, we established two new brand identities. Although the legal names of our corporate entities have not changed, our company, and our Institutions and Retail businesses, now are referred to as “AB”. Private Wealth Management and Bernstein Research Services now are referred to as “AB Bernstein”. Also, we adopted the [A/B] logo and “Ahead of Tomorrow” service marks *described above*.

In connection with the Bernstein Transaction, we acquired all of the rights in, and title to, the Bernstein service marks, including the mark “Bernstein”.

In connection with the WPS Acquisition, we acquired all of the rights in, and title to, the WPS service marks, including the logo “WPSTEWART”. See “*W.P. Stewart*” in *this Item 1* for information regarding the WPS Acquisition.

Regulation

Virtually all aspects of our business are subject to various federal and state laws and regulations, rules of various securities regulators and exchanges, and laws in the foreign countries in which our subsidiaries conduct business. These laws and regulations primarily are intended to protect clients and fund shareholders and generally grant supervisory agencies broad administrative powers, including the power to limit or restrict the carrying on of business for failure to comply with such laws and regulations. Possible sanctions that may be imposed include the suspension of individual employees, limitations on engaging in business for specific periods, the revocation of the registration as an investment adviser or broker-dealer, censures and fines.

Table of Contents

AB, AB Holding, the General Partner and five of our subsidiaries (SCB LLC, AllianceBernstein Global Derivatives Corporation (“**Global Derivatives**”), AB Private Credit Investors LLC, WPS and W.P. Stewart Asset Management LLC) are registered with the SEC as investment advisers under the Investment Advisers Act. Also, AB Holding is an NYSE-listed company and, accordingly, is subject to applicable regulations promulgated by the NYSE. In addition, AB, SCB LLC and Global Derivatives are registered with the Commodity Futures Trading Commission (“**CFTC**”) as commodity pool operators and commodity trading advisers; SCB LLC also is registered with the CFTC as a futures commissions merchant.

Each U.S. Fund is registered with the SEC under the Investment Company Act and each Non-U.S. Fund is subject to the laws in the jurisdiction in which the fund is registered. For example, our platform of Luxembourg-based funds operates pursuant to Luxembourg laws and regulations, including Undertakings for the Collective Investment in Transferable Securities Directives, and is authorized and supervised by the Commission de Surveillance du Secteur Financier (“**CSSF**”), the primary regulator in Luxembourg. AllianceBernstein Investor Services, Inc. (“**ABIS**”), one of our subsidiaries, is registered with the SEC as a transfer and servicing agent.

SCB LLC and another of our subsidiaries, AllianceBernstein Investments, Inc. (“**AllianceBernstein Investments**”), are registered with the SEC as broker-dealers, and both are members of the Financial Industry Regulatory Authority. In addition, SCB LLC is a member of the NYSE and other principal U.S. exchanges.

Many of our subsidiaries are subject to the oversight of regulatory authorities in the jurisdictions outside the United States where they operate, including the European Securities and Markets Authority, the Financial Conduct Authority in the U.K., the CSSF in Luxembourg, the Financial Services Agency in Japan, the Securities & Futures Commission in Hong Kong, the Monetary Authority of Singapore, the Financial Services Commission in South Korea and the Financial Supervisory Commission in Taiwan. While these regulatory requirements often may be comparable to the requirements of the SEC and other U.S. regulators, they are sometimes more restrictive and may cause us to incur substantial expenditures of time and money in our efforts to comply.

Iran Threat Reduction and Syria Human Rights Act

AB, AB Holding and their global subsidiaries had no transactions or activities requiring disclosure under the Iran Threat Reduction and Syria Human Rights Act (“**Iran Act**”), nor were they involved in the AXA Group matters *described immediately below*.

The non-U.S. based subsidiaries of AXA operate in compliance with applicable laws and regulations of the various jurisdictions where they operate, including applicable international (United Nations and European Union) laws and regulations. While AXA Group companies based and operating outside the United States generally are not subject to U.S. law, as an international group, AXA has in place policies and standards (including the AXA Group International Sanctions Policy) that apply to all AXA Group companies worldwide and often impose requirements that go well beyond local law. For additional information regarding AXA, see “*Principal Security Holders*” in *Item 12*.

AXA has reported to us that six insurance policies underwritten by one of AXA’s European insurance subsidiaries, AXA France IARD (“**AXA France**”), that were in-force at times during 2014 and potentially came within the scope of the disclosure requirements of the Iran Act, were terminated during 2014. Each of these insurance policies related to property and casualty insurance (homeowners, auto, accident, liability and/or fraud policies) covering property located in France where the insured is a company or other entity that may have direct or indirect ties to the Government of Iran, including Iranian entities designated under Executive Orders 13224 and 13382. AXA France is a French company, based in Paris, which is licensed to operate in France. The annual aggregate revenue AXA derived from these policies was approximately \$6,500 and the related net profit, which was difficult to calculate with precision, is estimated to have been \$3,250.

AXA has informed us that AXA Konzern AG (“**AXA Konzern**”), a subsidiary of AXA organized under the laws of Germany, has a German client designated under Executive Order 13382. This client has a pension savings contract with AXA Konzern with an annual premium of approximately \$15,000. The related annual net profit arising from this contract, which is difficult to calculate with precision, is estimated to be \$7,500. This contract will end in March 2015. In addition, a subsidiary of the same German client has a life insurance contract (which includes a savings element) with AXA Konzern, with an annual premium of approximately \$1,400. The related annual net profit arising from this contract, which is difficult to calculate with precision, is estimated to be \$700. AXA Konzern intends to leave these contracts in place as there is no legal basis that would allow a German company to cancel such a contract.

AXA also has informed us that AXA Konzern provides car insurance to two diplomats based at the Iranian embassy in Berlin, Germany. The total annual premium of these policies is approximately \$600 and the annual net profit arising from these policies, which is difficult to calculate with precision, is estimated to be \$300. These policies were underwritten by a broker who specializes in providing insurance coverage for diplomats. Provision of motor vehicle insurance is mandatory in Germany and cannot be cancelled until the policies expire.

Table of Contents

AXA previously informed us that AXA Konzern had taken actions to terminate property insurance provided to Industrial Commercial Services (“ICS”) for an office building in Hamburg, Germany. ICS is a company that some reports suggest may be owned by the Iranian Mines and Mining Industries Development and Renovation Organization, an entity designated as a Specially Designated National and Blocked Person (an “SDN”) by the Office of Foreign Assets Control of the U.S. Department of the Treasury (“OFAC”) with the identifier [IRAN]. As of the date of this report, AXA Konzern has confirmed that this policy has been terminated. The annual premium in respect of this policy was approximately \$2,500. The related annual net profit arising from this policy, which was difficult to calculate with precision, is estimated to have been \$1,250.

In addition, AXA has informed us that AXA Ireland, an AXA insurance subsidiary, provides statutorily required car insurance under four separate policies to the Iranian Embassy in Dublin, Ireland. AXA has informed us that compliance with the Declined Cases Agreement of the Irish Government prohibits the cancellation of these policies unless another insurer is willing to assume the cover. The total annual premium for these policies is approximately \$6,000 and the annual net profit arising from these policies, which is difficult to calculate with precision, is estimated to be \$3,000.

Also, AXA has informed us that AXA Sigorta, a subsidiary of AXA organized under the laws of Turkey, provides car insurance coverage for the vehicle pools of the Iranian General Consulate and the Iranian embassy in Istanbul, Turkey. The total annual premium in respect of these policies is approximately \$5,100 and the annual net profit, which is difficult to calculate with precision, is estimated to be \$2,550. These policies will expire in 2015.

Lastly, AXA has informed us about a pension contract in place between a subsidiary in Hong Kong, AXA China Region Trustees Limited (“AXA CRT”), and Hong Kong Intertrade Ltd (“HKIL”), an entity that OFAC has designated an SDN with the identifier [IRAN]. There is only one employee of HKIL (“Employee”) enrolled in this pension contract, who himself also has been designated an SDN with the identifier [IRAN]. The pension contract with HKIL was entered into, and the enrollment of the Employee took place, in May 2012. HKIL was first designated an SDN in July 2012 and the Employee was first designated an SDN in May 2013. Local authorities have informed AXA CRT that the pension contract cannot be cancelled. The annual pension contributions received under this pension contract total approximately \$7,800 and the related net profit, which is difficult to calculate with precision, is estimated to be \$3,900.

The aggregate annual premiums for the above-referenced insurance policies and pension contracts is approximately \$44,900, representing approximately 0.00003% of AXA’s 2014 consolidated revenues, which are likely to be approximately \$100 billion. The related net profit, which is difficult to calculate with precision, is estimated to be \$22,450, representing approximately 0.0003% of AXA’s 2014 aggregate net profit.

History and Structure

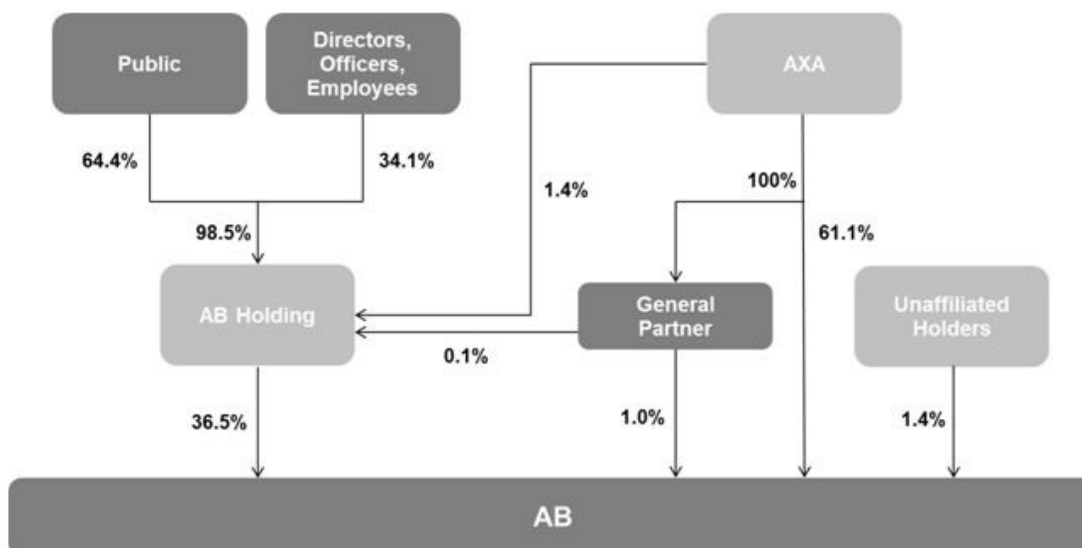
We have been in the investment research and management business for more than 40 years. Alliance Capital was founded in 1971 when the investment management department of Donaldson, Lufkin & Jenrette, Inc. (since November 2000, a part of Credit Suisse Group) merged with the investment advisory business of Moody’s Investor Services, Inc. Bernstein was founded in 1967.

In April 1988, AB Holding “went public” as a master limited partnership. AB Holding Units, which trade under the ticker symbol “AB”, have been listed on the NYSE since that time.

In October 1999, AB Holding reorganized by transferring its business and assets to AB, a newly-formed operating partnership, in exchange for all of the AB Units (“**Reorganization**”). Since the date of the Reorganization, AB has conducted the business formerly conducted by AB Holding and AB Holding’s activities have consisted of owning AB Units and engaging in related activities. Unlike AB Holding Units, AB Units do not trade publicly and are subject to significant restrictions on transfer. The General Partner is the general partner of both AB and AB Holding.

In October 2000, our two legacy firms, Alliance Capital and Bernstein, combined, bringing together Alliance Capital’s expertise in growth equity and corporate fixed income investing and its family of retail mutual funds, with Bernstein’s expertise in value equity and tax-exempt fixed income management and its Private Wealth Management and Bernstein Research Services businesses. For additional details about this business combination, see *Note 2 to AB’s consolidated financial statements in Item 8*.

As of December 31, 2014, the condensed ownership structure of AB is as follows (for a more complete description of our ownership structure, see “*Principal Security Holders*” in *Item 12*):



The General Partner owns 100,000 general partnership units in AB Holding and a 1% general partnership interest in AB. Including these general partnership interests, AXA, through certain of its subsidiaries (see “Principal Security Holders” in Item 12), had an approximate 62.7% economic interest in AB as of December 31, 2014.

Competition

We compete in all aspects of our business with numerous investment management firms, mutual fund sponsors, brokerage and investment banking firms, insurance companies, banks, savings and loan associations, and other financial institutions that often provide investment products that have similar features and objectives as those we offer. Our competitors offer a wide range of financial services to the same customers that we seek to serve. Some of our competitors are larger, have a broader range of product choices and investment capabilities, conduct business in more markets, and have substantially greater resources than we do. These factors may place us at a competitive disadvantage, and we can give no assurance that our strategies and efforts to maintain and enhance our current client relationships, and create new ones, will be successful.

In addition, AXA and its subsidiaries provide financial services, some of which compete with those we offer. The AB Partnership Agreement specifically allows AXA and its subsidiaries (other than the General Partner) to compete with AB and to exploit opportunities that may be available to us. AXA, AXA Financial, AXA Equitable and certain of their respective subsidiaries have substantially greater financial resources than we do and are not obligated to provide resources to us.

To grow our business, we must be able to compete effectively for AUM. Key competitive factors include:

- our investment performance for clients;
- our commitment to place the interests of our clients first;
- the quality of our research;
- our ability to attract, motivate and retain highly skilled, and often highly specialized, personnel;
- the array of investment products we offer;
- the fees we charge;
- Morningstar/Lipper rankings for the AB Funds;
- our operational effectiveness;
- our ability to further develop and market our brand; and
- our global presence.

Competition is an important risk that our business faces and should be considered along with the other risk factors we discuss in “Risk Factors” in Item 1A.

Available Information

AB and AB Holding file or furnish annual reports on Form 10-K, quarterly reports on Form 10-Q, current reports on Form 8-K, amendments to such reports, and other reports (and amendments thereto) required to comply with federal securities laws, including Section 16 beneficial ownership reports on Forms 3, 4 and 5, registration statements and proxy statements. We maintain an Internet site (<http://www.abglobal.com>) where the public can view these reports, free of charge, as soon as reasonably practicable after each report is filed with, or furnished to, the SEC. In addition, the SEC maintains an Internet site (<http://www.sec.gov>) that contains reports, proxy and information statements, and other information regarding issuers that file electronically with the SEC.

W.P. Stewart

On December 12, 2013, we acquired WPS, an equity investment manager that managed, as of December 12, 2013, approximately \$2.1 billion in U.S., Global and Europe, Australasia (Australia and New Zealand) and Far East (“**EAFE**”) concentrated growth equity strategies for its clients, primarily in the U.S. and Europe. On the date of the WPS Acquisition, each of approximately 4.9 million outstanding shares of WPS common stock (other than certain specified shares, as previously disclosed in Amendment No. 2 to Form S-4 filed by AB on November 8, 2013) was converted into the right to receive \$12 per share and one transferable contingent value right (“**CVRs**”) entitling the holders to an additional \$4 per share cash payment if the Assets Under Management (as such term is defined in the Contingent Value Rights Agreement (“**CVR Agreement**”) dated as of December 12, 2013, a copy of which we filed as Exhibit 4.01 (“**Exhibit 4.01**”) to our Form 10-K for the year ended December 31, 2013) in the acquired WPS investment services exceed \$5 billion on or before December 12, 2016, subject to measurement procedures and limitations set forth in the CVR Agreement. The foregoing description of the CVR Agreement does not purport to be complete and is qualified in its entirety by the full text of the CVR Agreement included as Exhibit 4.01.

As of December 31, 2014, the Assets Under Management are approximately \$2.6 billion. *As noted above*, payment pursuant to the CVRs is triggered if Assets Under Management exceed \$5 billion on or prior to December 12, 2016, subject to certain measurement procedures and limitations. *See the definition of AUM Milestone in Exhibit 4.01* for additional information regarding the circumstances that trigger payment pursuant to the CVRs.

Management has determined that the AUM Milestone did not occur during the fourth quarter of 2014.

Item 1A. Risk Factors

Please consider this section along with the description of our business in *Item 1*, the competition section *immediately above* and AB's financial information contained in *Items 6, 7 and 8*. The majority of the risk factors discussed below directly affect AB. These risk factors also affect AB Holding because AB Holding's principal source of income and cash flow is attributable to its investment in AB. See also "Cautions Regarding Forward-Looking Statements" in *Item 7*.

Business-related Risks

Our revenues and results of operations depend on the market value and composition of our AUM, which can fluctuate significantly based on various factors, including many factors outside of our control.

We derive most of our revenues from investment advisory and services fees, which typically are calculated as a percentage of the value of AUM as of a specified date, or as a percentage of the value of average AUM for the applicable billing period, and vary with the type of investment service, the size of the account and the total amount of assets we manage for a particular client. The value and composition of our AUM can be adversely affected by several factors, including:

- **Our Investment Performance.** Our ability to achieve investment returns for clients that meet or exceed investment returns for comparable asset classes and competing investment services is a key consideration when clients decide to keep their assets with us or invest additional assets, and when a prospective client is deciding whether to invest with us. Poor investment performance, both in absolute terms and/or relative to peers and stated benchmarks, may result in clients withdrawing assets and in prospective clients choosing to invest with competitors.
- **Market Factors.** Reductions in stock and/or bond prices, such as those we experienced at times during 2014, particularly during early October 2014 (largely due to investor anxiety over geopolitical and global economic factors, including the direction of interest rates), cause the value of our AUM to decrease and may cause our clients to redeem their investments, which would further reduce our AUM and revenues. Additionally, increases in interest rates, particularly if rapid, as well as uncertainty pertaining to the future direction of interest rates, likely would decrease the total return of many bond investments due to lower market valuations of existing bonds. These factors could have a significant adverse effect on our revenues and results of operations as our AUM in fixed income investments have become a larger component of our AUM.
- **Client Preferences.** Generally, our clients may withdraw their assets at any time and on short notice. Also, changing market dynamics and investment trends, particularly with respect to sponsors of defined benefits plans choosing to invest in less risky investments, may reduce interest in some of the investment products we offer, and/or clients and prospects may seek investment products that we may not currently offer, such as retail money market funds. Loss of, or decreases in, AUM will reduce our investment actively managed advisory and services fees and revenues.
- **Investing Trends.** Our fee rates vary significantly among the various investment products and services we offer to our clients. For example, we generally earn higher fees from assets invested in our actively-managed equity services than in our actively-managed fixed income services or passive services. Also, we often earn higher fees from global and international services than we do from U.S. services (see "Net Revenues" in *Item 7* for additional information regarding our fee rates). If our clients choose to invest in actively managed fixed income services and/or passive services, which generally have lower fees, instead of actively managed equity services, which generally have higher fees, our investment advisory and services fees and revenues will decline.
- **Service Changes.** We may be required to reduce our fee levels, restructure the fees we charge or adjust the services we offer to our clients because of, among other things, regulatory initiatives (whether industry-wide or specifically targeted), court decisions and competitive considerations. A reduction in fees would reduce our revenues.

A decrease in the value of our AUM, or a decrease in the amount of AUM we manage, or an adverse mix shift in our AUM, would adversely affect our investment advisory and services fees and revenues. A reduction in revenues, without a commensurate reduction in expenses, would adversely affect our results of operations.

Our reputation could suffer if we are unable to deliver consistent, competitive investment performance.

Our business is based on the trust and confidence of our clients. Damage to our reputation can reduce substantially our AUM and impair our ability to maintain or grow our business.

Maintaining adequate liquidity for our general business needs depends on certain factors, including operating cash flows and our access to credit on reasonable terms.

Our financial condition is dependent on our cash flow from operations, which is subject to the performance of the capital markets, our ability to maintain and grow AUM and other factors beyond our control. Our ability to issue public or private debt on reasonable terms may be limited by adverse market conditions, our profitability, our creditworthiness as perceived by lenders and changes in government regulations, including tax rates and interest rates. Furthermore, our access to credit on reasonable terms is partially dependent on our firm's credit ratings.

Standard & Poor's Rating Service, Moody's Investors Service, Inc. and Fitch Ratings each affirmed AB's long-term and short-term credit ratings in 2014 and also affirmed its stable outlook. Future changes in our credit ratings are possible and any downgrade to our ratings is likely to increase our borrowing costs and limit our access to the capital markets. If this occurs, we may be forced to incur unanticipated costs or revise our strategic plans, which could have a material adverse effect on our financial condition, results of operations and business prospects.

Our business is dependent on investment advisory agreements with clients, and selling and distribution agreements with various financial intermediaries and consultants, which, generally, are subject to termination or non-renewal on short notice.

We derive most of our revenues pursuant to written investment management agreements (or other arrangements) with institutional investors, mutual funds and private wealth clients, and selling and distribution agreements with financial intermediaries that distribute AB Funds. Generally, the investment management agreements (and other arrangements), including our agreements with AXA and its subsidiaries (our largest client), are terminable at any time or upon relatively short notice by either party. The investment management agreements pursuant to which we manage the U.S. Funds must be renewed and approved by the Funds' boards of directors annually. A significant majority of the directors are independent. Consequently, there can be no assurance that the board of directors of each fund will approve the fund's investment management agreement each year, or will not condition its approval on revised terms that may be adverse to us. In addition, investors in AB Funds can redeem their investments without notice. Any termination of, or failure to renew, a significant number of these agreements, or a significant increase in redemption rates, could have a material adverse effect on our results of operations and business prospects.

Similarly, the selling and distribution agreements with securities firms, brokers, banks and other financial intermediaries (including our agreement with UBS AG, with respect to which UBS AG was responsible for approximately 11% of our open-end AB Fund sales in 2014) are terminable by either party upon notice (generally 30 days) and do not obligate the financial intermediary to sell any specific amount of fund shares. These intermediaries generally offer their clients investment products that compete with our products. In addition, certain institutional investors rely on consultants to advise them about choosing an investment adviser and, in previous years, some of our equities services have not been considered among the best choices by consultants. As a result, a number of investment consultants advised their clients to move their assets invested with us to other investment advisers, which contributed to significant net outflows in such years. This trend may continue.

Also, our Private Wealth Services rely on referrals from financial planners, registered investment advisers and other professionals. We cannot be certain that we will continue to have access to, or receive referrals from, these third parties. Loss of such access or referrals could have a material adverse effect on our results of operations and business prospects.

We may be unable to continue to attract, motivate and retain key personnel, and the cost to retain key personnel could put pressure on our adjusted operating margin.

Our business depends on our ability to attract, motivate and retain highly skilled, and often highly specialized, technical, managerial and executive personnel; there is no assurance that we will be able to do so.

The market for qualified research analysts, portfolio managers, financial advisors, traders, executive officers and other professionals is extremely competitive and is characterized by frequent movement of these investment professionals among different firms. Portfolio managers, financial advisors and executive officers often maintain strong, personal relationships with investors in our products and other members of the business community so their departure may cause us to lose client accounts or result in fewer opportunities to win new business, either of which could have a material adverse effect on our results of operations and business prospects.

Also, a decline in revenues may limit our ability to pay our employees at competitive levels, and maintaining (or increasing) compensation without a revenue increase, in order to retain key personnel, may adversely affect our adjusted operating margin. As a result, we will continue to be vigilant about aligning our cost structure (including headcount) with our revenue base. For additional information regarding our compensation practices, see "Compensation Discussion and Analysis" in Item 11.

Performance-based fee arrangements with our clients cause greater fluctuations in our net revenues.

We sometimes charge our clients performance-based fees, whereby we charge a base advisory fee and are eligible to earn an additional performance-based fee or incentive allocation that is calculated as either a percentage of absolute investment results or a percentage of investment results in excess of a stated benchmark over a specified period of time. Some performance-based fees include a high-watermark provision, which generally provides that if a client account underperforms relative to its performance target (whether in absolute terms or relative to a specified benchmark), it must gain back such underperformance before we can collect future performance-based fees. Therefore, if we fail to achieve the performance target for a particular period, we will not earn a performance-based fee for that period and, for accounts with a high-watermark provision, our ability to earn future performance-based fees will be impaired.

[Table of Contents](#)

We are eligible to earn performance-based fees on approximately 10% of the assets we manage for institutional clients, approximately 4% of the assets we manage for private wealth clients and approximately 1% of the assets we manage for retail clients (in total, approximately 6% of our AUM). If the percentage of our AUM subject to performance-based fees grows, seasonality and volatility of revenue and earnings are likely to become more significant. Our performance-based fees in 2014, 2013 and 2012 were \$53.2 million, \$53.6 million and \$66.6 million (including \$39.6 million pertaining to winding up the Public-Private Investment Program (“PPIP”) fund we managed; see “Net Revenues” in Item 7), respectively.

An impairment of goodwill may occur.

Determining whether an impairment of the goodwill asset exists requires management to exercise significant judgment. In addition, to the extent that securities valuations are depressed for prolonged periods of time and market conditions deteriorate, or if we experience significant net redemptions, our AUM, revenues, profitability and unit price may be adversely affected. Although the price of an AB Holding Unit is just one factor in the calculation of fair value, if current AB Holding Unit price levels decline significantly, reaching the conclusion that fair value exceeds carrying value will, over time, become more difficult. In addition, control premiums, industry earnings multiples and discount rates are impacted by economic conditions. As a result, subsequent impairment tests may occur more frequently and be based on more negative assumptions and future cash flow projections, and may result in an impairment of goodwill. An impairment may result in a material charge to our earnings. For additional information about our impairment testing, see Item 7.

We may engage in strategic transactions that could pose risks.

As part of our business strategy, we consider potential strategic transactions, including acquisitions, dispositions, consolidations, joint ventures and similar transactions, some of which may be material. These transactions, if undertaken, may involve a number of risks and present financial, managerial and operational challenges, including:

- adverse effects on our earnings if acquired intangible assets or goodwill become impaired;
- existence of unknown liabilities or contingencies that arise after closing; and
- potential disputes with counterparties.

Acquisitions also pose the risk that any business we acquire may lose customers or employees or could underperform relative to expectations. Additionally, the acquisition of investment personnel poses the risk that we may lose the AUM we expected to manage, which could adversely affect our results of operations. Furthermore, strategic transactions may require us to increase our leverage or, if we issue AB Units or AB Holding Units to fund an acquisition, would dilute the holdings of our existing Unitholders.

Because many of our subsidiary operations are located outside of the United States and have functional currencies other than the U.S. dollar, changes in exchange rates to the U.S. dollar affect our reported financial results from one period to the next.

Although significant portions of our net revenues and expenses, as well as our AUM, presently are derived from the United States, we have subsidiaries outside of the United States with functional currencies other than the U.S. dollar. As a result, fluctuations in exchange rates to the U.S. dollar affect our reported financial results from one period to the next. For example, the recent significant appreciation in the value of the U.S. dollar has reduced the value of our revenues generated in other currencies. We may not be successful in our efforts to hedge our exposure to such fluctuations, which could have a negative effect on our reported financial results.

Our seed capital investments are subject to market risk. While we enter into various futures, forward and swap contracts to economically hedge many of these investments, we also may be exposed to market risk and credit-related losses in the event of non-performance by counterparties to these derivative instruments.

We have a seed investment program for the purpose of sponsoring new products. As our new product launches have increased in recent years, so too has our use of seed capital for investment purposes. These seed capital investments are subject to market risk. Our risk management team oversees a seed hedging program that attempts to minimize this risk, subject to practical and cost considerations. Also, not all seed investments are deemed appropriate to hedge, and in those cases we are exposed to market risk. As a result, volatility in the capital markets may cause significant changes in our period-to-period financial and operating results.

We use various derivative instruments, including futures, forward and swap contracts, in conjunction with our seed hedging program. While in most cases broad market risks are hedged, our hedges are imperfect and some market risk remains. In addition, our use of derivatives results in counterparty risk (*i.e.*, the risk that we may be exposed to credit-related losses in the event of non-performance by counterparties to these derivative instruments), regulatory risk (*e.g.*, short selling restrictions) and cash/synthetic basis risk (*i.e.*, the risk that the underlying positions do not move identically to the related derivative instruments).

The revenues generated by Bernstein Research Services may be adversely affected by circumstances beyond our control, including declines in brokerage transaction rates and declines in global market volumes.

Electronic, or “low-touch”, trading approaches represent a significant percentage of buy-side trading activity and produce transaction fees for execution-only services that are a small fraction of traditional full service fee rates. As a result, blended pricing for the industry and SCB is lower now than it was historically, and price declines may continue. In addition, fee rates charged by SCB and other brokers for traditional brokerage services have historically experienced price pressure, and we expect these trends to continue. Also, while increases in transaction volume and market share often can offset decreases in rates, this may not continue. For example, global market volumes have declined in recent years, and we expect this may continue, especially considering recent increases in passive investing.

The individuals, counterparties or issuers on whom we rely to perform services for us or our clients may be unable or unwilling to honor their contractual obligations to us.

We rely on various third party counterparties and other vendors to fulfill their obligations to us, whether specified by contract, course of dealing or otherwise. Default rates, downgrades and disputes with counterparties as to the valuation of collateral increase significantly in times of market stress. Furthermore, disruptions in the financial markets and other economic challenges, like those presented by market volatility in October 2014, may cause our counterparties and other vendors to experience significant cash flow problems or even render them insolvent, which may expose us to significant costs.

We may not accurately value the securities we hold on behalf of our clients or our company investments.

In accordance with applicable regulatory requirements, contractual obligations or client direction, we employ procedures for the pricing and valuation of securities and other positions held in client accounts or for company investments. We have established a Valuation Committee, composed of senior officers and employees, which oversees pricing controls and valuation processes. If market quotations for a security are not readily available, the Valuation Committee determines a fair value for the security.

Extraordinary volatility in financial markets, significant liquidity constraints or our failure to adequately consider one or more factors when fair valuing a security based on information with limited market observability could result in our failing to properly value securities we hold for our clients or investments accounted for on our balance sheet. Improper valuation likely would result in our basing fee calculations on inaccurate AUM figures, our striking incorrect net asset values for company-sponsored mutual funds or hedge funds or, in the case of company investments, our inaccurately calculating and reporting our financial condition and operating results. Although the overall percentage of our AUM that we fair value based on information with limited market observability is not significant, inaccurate fair value determinations can harm our clients, create regulatory issues and damage our reputation.

We may not have sufficient information to confirm or review the accuracy of valuations provided to us by underlying external managers for the funds in which certain of our alternative investment products invest.

Certain of our alternative investment services invest in funds managed by external managers (“**External Managers**”) rather than investing directly in securities and other instruments. As a result, our abilities will be limited with regard to (i) monitoring such investments, (ii) regularly obtaining complete, accurate and current information with respect to such investments and (iii) exercising control over such investments. Accordingly, we may not have sufficient information to confirm or review the accuracy of valuations provided to us by External Managers. In addition, we will be required to rely on External Managers’ compliance with any applicable investment guidelines and restrictions. Any failure of an External Manager to operate within such guidelines or to provide accurate information with respect to the investment could subject our alternative investment products to losses and cause damage to our reputation.

The quantitative models we use in certain of our investment services may contain errors, resulting in imprecise risk assessments and unintended output.

We use quantitative models in a variety of our investment services, generally in combination with fundamental research. Our quantitative models are validated by senior quantitative professionals. We have a Model Risk Working Group to formalize and oversee a quantitative model governance framework, including minimum validation standards. However, due to the complexity of such models, it is possible that errors in the models could exist and our controls could fail to detect such errors. Failure to detect errors could result in client losses and damage to our reputation.

We may not always successfully manage actual and potential conflicts of interest that arise in our business.

Increasingly, we must manage actual and potential conflicts of interest, including situations where our services to a particular client conflict, or are perceived to conflict, with the interests of another client. Failure to adequately address potential conflicts of interest could adversely affect our reputation, results of operations and business prospects.

We have procedures and controls that are designed to identify and mitigate conflicts of interest, including those designed to prevent the improper sharing of information. However, appropriately managing conflicts of interest is complex. Our reputation could be damaged and the willingness of clients to enter into transactions in which such a conflict might arise may be affected if we fail, or appear to fail, to deal appropriately with conflicts of interest. In addition, potential or perceived conflicts could give rise to litigation or regulatory enforcement actions.

Unpredictable events, including natural disaster, dangerous weather conditions, technology failure, terrorist attack and political unrest, may adversely affect our ability to conduct business.

War, terrorist attack, political unrest in the Middle East, the Pacific Rim and elsewhere, power failure, climate change, natural disaster and rapid spread of infectious diseases could interrupt our operations by:

- causing disruptions in global economic conditions, thereby decreasing investor confidence and making investment products generally less attractive;
- inflicting loss of life;
- triggering massive technology failures or delays; and
- requiring substantial capital expenditures and operating expenses to remediate damage and restore operations.

Despite the contingency plans and facilities we have in place, including system security measures, information back-up and disaster recovery processes, our ability to conduct business may be adversely affected by a disruption in the infrastructure that supports our operations and the communities in which they are located. This may include a disruption involving electrical, communications, transportation or other services we may use or third parties with which we conduct business. If a disruption occurs in one location and our employees in that location are unable to occupy our offices or communicate with or travel to other locations, our ability to conduct business with and on behalf of our clients may suffer, and we may not be able to successfully implement contingency plans that depend on communication or travel. Furthermore, unauthorized access to our systems as a result of a security breach, the failure of our systems, or the loss of data could give rise to legal proceedings or regulatory penalties under laws protecting the privacy of personal information, disrupt operations, and damage our reputation.

Our operations require experienced, professional staff. Loss of a substantial number of such persons or an inability to provide properly equipped places for them to work may, by disrupting our operations, adversely affect our financial condition, results of operations and business prospects. In addition, our property and business interruption insurance may not be adequate to compensate us for all losses, failures, or breaches that may occur.

Technology failures can significantly constrain our operations and result in significant time and expense to remediate, whether caused by “cyber attack”, another type of security breach or inadvertent system error.

We are highly dependent on software and related technologies throughout our business, including both proprietary systems and those provided by outside vendors. We use our technology to, among other things, obtain securities pricing information, process client transactions, and provide reports and other services to our clients. Although we take protective measures, including measures to effectively secure information through system security technology and established and tested business continuity plans, we may experience system delays and interruptions as a result of natural disasters, power failures, acts of war (cyber or conventional) and third-party failures. We cannot predict with certainty all of the adverse effects that could result from our failure, or the failure of a third party, to efficiently address and resolve these delays and interruptions. These adverse effects could include the inability to perform critical business functions or failure to comply with financial reporting and other regulatory requirements, which could lead to loss of client confidence, reputational damage, exposure to disciplinary action and liability to our clients. Accordingly, potential system failures and the cost necessary to correct those failures could have a material adverse effect on our results of operations and business prospects.

In addition, we could be subject to losses if we fail to properly safeguard sensitive and confidential information. As part of our normal operations, we maintain and transmit confidential information about our clients as well as proprietary information relating to our business operations. Although we take protective measures, our systems still could be vulnerable to cyber attack or other forms of unauthorized access (including computer viruses) that have a security impact, such as an authorized employee or vendor inadvertently or intentionally causing us to release confidential or proprietary information. Such disclosure could, among other things, allow competitors access to our proprietary business information and require significant time and expense to investigate and remediate the breach. Moreover, loss of confidential client information could harm our reputation and subject us to liability under laws that protect confidential personal data, resulting in increased costs or loss of revenues.

Also, most of the software applications that we use in our business are licensed from, and supported, upgraded and maintained by, third-party vendors. A suspension or termination of certain of these licenses or the related support, upgrades and maintenance could cause temporary system delays or interruption. Additionally, technology rapidly evolves and we cannot guarantee that our competitors may not implement more advanced technology platforms for their products and services, which may place us at a competitive disadvantage and adversely affect our results of operations and business prospects.

Our own operational failures or those of third parties we rely on, including failures arising out of human error, could disrupt our business, damage our reputation and reduce our revenues.

Weaknesses or failures in our internal processes or systems could lead to disruption of our operations, liability to clients, exposure to disciplinary action or harm to our reputation. Our business is highly dependent on our ability to process, on a daily basis, large numbers of transactions, many of which are highly complex, across numerous and diverse markets. These transactions generally must comply with client investment guidelines, as well as stringent legal and regulatory standards.

Our obligations to clients require us to exercise skill, care and prudence in performing our services. Despite our employees being highly trained and skilled, the large number of transactions we process makes it highly likely that errors will occasionally occur. If we make a mistake in performing our services that causes financial harm to a client, we have a duty to act promptly to put the client in the position the client would have been in had we not made the error. The occurrence of mistakes, particularly significant ones, can have a material adverse effect on our reputation, results of operations and business prospects.

Our insurance policies may be insufficient to protect us against large losses.

We can make no assurance that a claim or claims will be covered by our insurance policies or, if covered, will not exceed the limits of available insurance coverage, or that our insurers will remain solvent and meet their obligations.

Our business is subject to pervasive, complex and frequently evolving global regulation, the compliance with which could involve substantial expenditures of time and money, and the violation of which may result in material adverse consequences.

Virtually all aspects of our business are subject to federal and state laws and regulations, rules of securities regulators and exchanges, and laws and regulations in the foreign jurisdictions in which our subsidiaries conduct business. If we violate these laws or regulations, we could be subject to civil liability, criminal liability or sanction, including restriction or revocation of our and our subsidiaries' professional licenses or registrations, revocation of the licenses of our employees, censures, fines, or temporary suspension or permanent bar from conducting business. Any such liability or sanction could have a material adverse effect on our financial condition, results of operations and business prospects. A regulatory proceeding, even if it does not result in a finding of wrongdoing or sanction, could require substantial expenditures of time and money and could potentially damage our reputation.

Moreover, regulators sometimes change their policies or laws in a manner that may make compliance more expensive and/or restrict or otherwise impede our ability to register, market and distribute our investment products.

Also, the Financial Supervisory Commission in Taiwan ("FSC") has approved new limits on the degree to which local investors can own an offshore investment product, which limits are effective January 1, 2016. While certain exemptions may be available to us, should we not qualify, the FSC's new rules could force some of our local resident investors to redeem their investments in our funds sold in Taiwan (and/or prevent further sales of those funds in Taiwan), some of which funds have local ownership levels substantially above the new FSC limits. This may lead to significant declines in our investment advisory and services fees and revenues earned from these funds.

In addition, there is uncertainty associated with the regulatory environments in which we operate, including uncertainty created by the enactment and ongoing implementation of the Dodd-Frank Wall Street Reform and Consumer Protection Act of 2010 ("Dodd-Frank Act") and regulations currently under consideration by the European Securities and Markets Authority, including Markets in Financial Instruments Directive II ("MiFID II"). Both the Dodd-Frank Act and MiFID II may impose additional restrictions and limitations on our business.

Changes to the rules governing Rule 12b-1 Fees may affect the revenues we derive from our Retail Services.

In July 2010, the SEC proposed a new rule and rule amendments that would alter Rule 12b-1 Fees. The new rule and amendments would continue to allow funds to bear promotional costs within certain limits and would also preserve the ability of funds to provide investors with alternatives for paying sales charges (e.g., at the time of purchase, at the time of redemption or through a continuing fee charged to fund assets). Unlike the current Rule 12b-1 framework, however, the proposed rules would limit the cumulative sales charges each investor pays, regardless of how they are imposed.

If rules are adopted as proposed, changes in Rule 12b-1 Fees for a number of share classes offered by our U.S. Funds would be required, which would reduce the net fund distribution revenues we receive from our U.S. Funds. The impact of this rule change is dependent upon the final rules adopted by the SEC, any phase-in or grandfathering period, and any other changes made with respect to share class distribution arrangements.

We are involved in various legal proceedings and regulatory matters and may be involved in such proceedings in the future, any one or combination of which could have a material adverse effect on our financial condition, results of operations and business prospects.

We are involved in various matters, including regulatory inquiries, administrative proceedings and litigation, some of which allege significant damages, and we may be involved in additional matters in the future. Litigation is subject to significant uncertainties, particularly when plaintiffs allege substantial or indeterminate damages, the litigation is in its early stages, or when the litigation is highly complex or broad in scope.

The financial services industry is intensely competitive.

We compete on the basis of a number of factors, including our investment performance for our clients, our array of investment services, innovation, reputation and price. By having a global presence, we may face competitors with more experience and more established relationships with clients, regulators and industry participants in the relevant market, which could adversely affect our ability to expand. Furthermore, if we are unable to maintain and/or continue to improve our investment performance, our client flows may be adversely affected, which may make it more difficult for us to compete effectively.

Also, increased competition could reduce the demand for our products and services, which could have a material adverse effect on our financial condition, results of operations and business prospects. For additional information regarding competitive factors, *see "Competition" in Item 1.*

Structure-related Risks

The partnership structure of AB Holding and AB limits Unitholders' abilities to influence the management and operation of AB's business and is highly likely to prevent a change in control of AB Holding and AB.

The General Partner, as general partner of both AB Holding and AB, generally has the exclusive right and full authority and responsibility to manage, conduct, control and operate their respective businesses, except as otherwise expressly stated in their respective Amended and Restated Agreements of Limited Partnership. AB Holding and AB Unitholders have more limited voting rights on matters affecting AB than do holders of common stock in a corporation. Both Amended and Restated Agreements of Limited Partnership provide that Unitholders do not have any right to vote for directors of the General Partner and that Unitholders only can vote on certain extraordinary matters (including removal of the General Partner under certain extraordinary circumstances). Additionally, the AB Partnership Agreement includes significant restrictions on transfers of AB Units and provisions that have the practical effect of preventing the removal of the General Partner, which provisions are highly likely to prevent a change in control of AB's management.

AB Units are illiquid and subject to significant transfer restrictions.

There is no public trading market for AB Units and AB does not anticipate that a public trading market will develop. The AB Partnership Agreement restricts our ability to participate in a public trading market or anything substantially equivalent to one by providing that any transfer which may cause AB to be classified as a "publicly traded partnership" ("PTP") as defined in Section 7704 of the Internal Revenue Code of 1986, as amended ("Code"), shall be deemed void and shall not be recognized by AB. In addition, AB Units are subject to significant restrictions on transfer, such as obtaining the written consent of AXA Equitable and the General Partner pursuant to the AB Partnership Agreement. Generally, neither AXA Equitable nor the General Partner will permit any transfer that it believes would create a risk that AB would be treated as a corporation for tax purposes. AXA Equitable and the General Partner have implemented a transfer program that requires a seller to locate a purchaser and imposes annual volume restrictions on transfers. You may request a copy of the transfer program from our Corporate Secretary (*corporate_secretary@abglobal.com*). Also, we have filed the transfer program as Exhibit 10.06 to this Form 10-K.

Changes in the partnership structure of AB Holding and AB and/or changes in the tax law governing partnerships would have significant tax ramifications.

AB Holding, having elected under Section 7704(g) of the Code to be subject to a 3.5% federal tax on partnership gross income from the active conduct of a trade or business, is a "grandfathered" PTP for federal income tax purposes. AB Holding is also subject to the 4.0% New York City unincorporated business tax ("UBT"), net of credits for UBT paid by AB. In order to preserve AB Holding's status as a "grandfathered" PTP for federal income tax purposes, management ensures that AB Holding does not directly or indirectly (through AB) enter into a substantial new line of business. A "new line of business" includes any business that is not closely related to AB's historical business of providing research and diversified investment management and related services to its clients. A new line of business is "substantial" when a partnership derives more than 15% of its gross income from, or uses more than 15% of its total assets in, the new line of business.

[Table of Contents](#)

AB is a private partnership for federal income tax purposes and, accordingly, is not subject to federal and state corporate income taxes. However, AB is subject to the 4.0% UBT. Domestic corporate subsidiaries of AB, which are subject to federal, state and local income taxes, generally are included in the filing of a consolidated federal income tax return with separate state and local income tax returns being filed. Foreign corporate subsidiaries generally are subject to taxes in the foreign jurisdiction where they are located. If our business increasingly operates in countries other than the U.S., AB's effective tax rate will increase over time because our international subsidiaries are subject to corporate taxes in the jurisdictions where they are located.

In order to preserve AB's status as a private partnership for federal income tax purposes, AB Units must not be considered publicly traded. If such units were considered readily tradable, AB would be subject to federal and state corporate income tax on its net income. Furthermore, *as noted above*, should AB enter into a substantial new line of business, AB Holding, by virtue of its ownership of AB, would lose its status as a grandfathered PTP and would become subject to corporate income tax *as set forth above*. For information about the significant restrictions on transfer of AB Units, *see the risk factor immediately above*.

In addition, recent decisions by members of Congress and their staffs regarding the need for fundamental tax reform and possible tax law changes to raise additional revenue have included suggestions that all large partnerships (which would include both AB and AB Holding) be taxed as corporations. However, we cannot predict whether, or in what form, tax legislation will be proposed in the future and are unable to determine what effect any new legislation might have on us. If AB Holding and AB were to lose their federal tax status as partnerships, they would be subject to corporate income tax, which would reduce materially their net income and quarterly distributions to Unitholders.

Item 1B. Unresolved Staff Comments

Neither AB nor AB Holding has unresolved comments from the staff of the SEC to report.

Item 2. Properties

Our principal executive offices at 1345 Avenue of the Americas, New York, New York are occupied pursuant to a lease expiring in 2019 with options to extend to 2029 (for more information regarding this lease, *see Exhibit 10.07 to this Form 10-K*). At this location, we currently lease 1,033,984 square feet of space, within which we currently occupy approximately 629,258 square feet of space and have sub-let approximately 404,726 square feet of space. We also lease space at two other locations in New York City; we acquired one of these leases in connection with the WPS Acquisition.

In addition, we lease approximately 263,083 square feet of space at One North Lexington, White Plains, New York under a lease expiring in 2021 with options to extend to 2031. At this location, we currently occupy approximately 102,751 square feet of space and have sub-let (or are seeking to sub-let) approximately 160,332 square feet of space.

AllianceBernstein Investments and AllianceBernstein Investor Services lease 92,067 square feet of space in San Antonio, Texas under a lease expiring in 2019 with options to extend to 2029. At this location, we currently occupy approximately 59,004 square feet of space and have sub-let approximately 33,063 square feet of space.

We also lease space in 19 other cities in the United States.

Our subsidiaries lease space in 27 cities outside the United States, the most significant of which are in London, England under leases expiring in 2022, and in Tokyo, Japan under a lease expiring in 2018. In London, we currently lease 98,910 square feet of space, within which we currently occupy approximately 54,746 square feet of space and have sub-let (or are seeking to sub-let) approximately 44,164 square feet of space. In Tokyo, we currently lease and occupy approximately 34,615 square feet of space.

Item 3. Legal Proceedings

With respect to all significant litigation matters, we consider the likelihood of a negative outcome. If we determine the likelihood of a negative outcome is probable, and the amount of the loss can be reasonably estimated, we record an estimated loss for the expected outcome of the litigation. If the likelihood of a negative outcome is reasonably possible and we are able to determine an estimate of the possible loss or range of loss in excess of amounts already accrued, if any, we disclose that fact together with the estimate of the possible loss or range of loss. However, it is often difficult to predict the outcome or estimate a possible loss or range of loss because litigation is subject to inherent uncertainties, particularly when plaintiffs allege substantial or indeterminate damages. Such is also the case when the litigation is in its early stages or when the litigation is highly complex or broad in scope. In such cases, we disclose that we are unable to predict the outcome or estimate a possible loss or range of loss.

[Table of Contents](#)

During the first quarter of 2012, we received a legal letter of claim (“**Letter of Claim**”) sent on behalf of Philips Pension Trustees Limited and Philips Electronics UK Limited (“**Philips**”), a former pension fund client, alleging that AllianceBernstein Limited (one of our subsidiaries organized in the U.K.) was negligent and failed to meet certain applicable standards of care with respect to the initial investment in, and management of, a £500 million portfolio of U.S. mortgage-backed securities. The alleged damages range between \$177 million and \$234 million, plus compound interest on an alleged \$125 million of realized losses in the portfolio. On January 2, 2014, Philips filed a claim form (“**Claim**”) in the High Court of Justice in London, England, which formally commenced litigation with respect to the allegations in the Letter of Claim.

We believe that any losses to Philips resulted from adverse developments in the U.S. housing and mortgage market that precipitated the financial crisis in 2008 and not from any negligence or failure on our part. We believe that we have strong defenses to these claims, which were set forth in our October 12, 2012 response to the Letter of Claim and our June 27, 2014 Statement of Defence in response to the Claim, and will defend this matter vigorously. Currently, we are unable to estimate a reasonably possible range of loss because the matter remains in its early stages.

In addition to the Claim *discussed immediately above*, we are involved in various other matters, including regulatory inquiries, administrative proceedings and litigation, some of which allege significant damages.

In management’s opinion, an adequate accrual has been made as of December 31, 2014 to provide for any probable losses regarding any litigation matters for which we can reasonably estimate an amount of loss. It is reasonably possible that we could incur additional losses pertaining to these matters, but currently we cannot estimate any such additional losses.

Management, after consultation with legal counsel, currently believes that the outcome of any matter that is pending or threatened, or all of them combined, will not have a material adverse effect on our results of operations, financial condition or liquidity. However, any inquiry, proceeding or litigation has the element of uncertainty; management cannot determine whether further developments relating to any matter that is pending or threatened, or all of them combined, will have a material adverse effect on our results of operations, financial condition or liquidity in any future reporting period.

Item 4. Mine Safety Disclosures

Not applicable.

PART II

Item 5. Market for Registrant's Common Equity, Related Stockholder Matters and Issuer Purchases of Equity Securities

Market for AB Holding Units and AB Units; Cash Distributions

AB Holding Units are listed on the NYSE and trade publicly under the ticker symbol "AB". There is no established public trading market for AB Units, which are subject to significant restrictions on transfer. For information about these transfer restrictions, see "Structure-related Risks" in Item 1A.

AB Holding's principal source of income and cash flow is attributable to its limited partnership interests in AB.

Each of AB Holding and AB distributes on a quarterly basis all of its Available Cash Flow, as defined in the AB Holding Partnership Agreement and the AB Partnership Agreement, to its Unitholders and the General Partner. For additional information concerning distribution of Available Cash Flow by AB Holding, see Note 2 to AB Holding's financial statements in Item 8. For additional information concerning distribution of Available Cash Flow by AB, see Note 2 to AB's consolidated financial statements in Item 8.

The distributions of Available Cash Flow made by AB and AB Holding during 2014 and 2013 and the high and low sale prices of AB Holding Units reflected on the NYSE composite transaction tape during 2014 and 2013 are as follows:

	Quarters Ended 2014				Total
	December 31	September 30	June 30	March 31	
Cash distributions per AB Unit ⁽¹⁾	\$ 0.63	\$ 0.51	\$ 0.50	\$ 0.44	\$ 2.08
Cash distributions per AB Holding Unit ⁽¹⁾	\$ 0.57	\$ 0.45	\$ 0.45	\$ 0.39	\$ 1.86
AB Holding Unit prices:					
High	\$ 27.39	\$ 28.18	\$ 26.69	\$ 26.00	
Low	\$ 22.40	\$ 25.00	\$ 22.71	\$ 20.98	

	Quarters Ended 2013				Total
	December 31	September 30	June 30	March 31	
Cash distributions per AB Unit ⁽¹⁾	\$ 0.66	\$ 0.46	\$ 0.44	\$ 0.41	\$ 1.97
Cash distributions per AB Holding Unit ⁽¹⁾	\$ 0.60	\$ 0.40	\$ 0.41	\$ 0.38	\$ 1.79
AB Holding Unit prices:					
High	\$ 23.00	\$ 23.25	\$ 27.38	\$ 23.25	
Low	\$ 19.50	\$ 18.77	\$ 20.05	\$ 17.65	

(1) Declared and paid during the following quarter.

On December 31, 2014, the closing price of an AB Holding Unit on the NYSE was \$25.83 per Unit and there were 957 AB Holding Unitholders of record for approximately 80,000 beneficial owners. On December 31, 2014, there were 417 AB Unitholders of record, and we do not believe there are substantial additional beneficial owners.

Recent Sales of Unregistered Securities; Use of Proceeds from Registered Securities

We did not engage in any unregistered sales of our securities during the years ended December 31, 2014, 2013 and 2012.

Purchases of Equity Securities by the Issuer and Affiliated Purchasers

Each quarter, since the third quarter of 2011, AB has implemented plans to repurchase AB Holding Units pursuant to Rule 10b5-1 under the Exchange Act. The plan adopted during the fourth quarter of 2014 expired at the close of business on February 11, 2015. AB may adopt additional Rule 10b5-1 plans in the future to engage in open-market purchases of AB Holding Units to help fund anticipated obligations under the firm's incentive compensation award program and for other corporate purposes. For additional information about Rule 10b5-1 plans, see "Units Outstanding" in Item 7.

[Table of Contents](#)

AB Holding Units bought by us or one of our affiliates during the fourth quarter of 2014 are as follows:

Issuer Purchases of Equity Securities

Period	Total Number of AB Holding Units Purchased	Average Price Paid Per AB Holding Unit, net of Commissions	Total Number of AB Holding Units Purchased as Part of Publicly Announced Plans or Programs	Maximum Number (or Approximate Dollar Value) of AB Holding Units that May Yet Be Purchased Under the Plans or Programs
10/1/14-10/31/14 ⁽¹⁾⁽²⁾	119,632	\$ 23.71	—	—
11/1/14-11/30/14	—	—	—	—
12/1/14-12/31/14 ⁽¹⁾⁽³⁾	3,212,767	26.33	—	—
Total	3,332,399	\$ 26.23	—	—

- (1) During the fourth quarter of 2014, we purchased from employees 3,035,519 AB Holding Units to allow them to fulfill statutory withholding tax requirements at the time of distribution of long-term incentive compensation awards.
- (2) During October 2014, we purchased 119,500 AB Holding Units on the open market pursuant to a Rule 10b5-1 plan, which plan was adopted on July 31, 2014 and expired on October 22, 2014, to help fund anticipated obligations under our incentive compensation award program.
- (3) During December 2014, we purchased 177,380 AB Holding Units on the open market pursuant to a Rule 10b5-1 plan, which plan was adopted on October 24, 2014 and expired on February 11, 2015, to help fund anticipated obligations under our incentive compensation award program.

AB Units bought by us or one of our affiliates during the fourth quarter of 2014 are as follows:

Issuer Purchases of Equity Securities

Period	Total Number of AB Units Purchased	Average Price Paid Per AB Unit, net of Commissions	Total Number of AB Units Purchased as Part of Publicly Announced Plans or Programs	Maximum Number (or Approximate Dollar Value) of AB Units that May Yet Be Purchased Under the Plans or Programs
10/1/14-10/31/14	—	\$ —	—	—
11/1/14-11/30/14 ⁽¹⁾	6,703	26.61	—	—
12/1/14-12/31/14	—	—	—	—
Total	6,703	\$ 26.61	—	—

- (1) On November 21, 2014, we purchased 6,703 AB Units in private transactions.

Item 6. Selected Financial Data

AllianceBernstein Holding L.P.

	Years Ended December 31,				
	2014	2013	2012	2011	2010
	(in thousands, except per unit amounts)				
INCOME STATEMENT DATA:					
Equity in net income (loss) attributable to AB Unitholders	\$ 203,277	\$ 185,912	\$ 70,807	\$ (65,581)	\$ 162,217
Income taxes	22,463	20,410	19,722	27,687	28,059
Net income (loss)	<u>\$ 180,814</u>	<u>\$ 165,502</u>	<u>\$ 51,085</u>	<u>\$ (93,268)</u>	<u>\$ 134,158</u>
Basic net income (loss) per unit	<u>\$ 1.87</u>	<u>\$ 1.72</u>	<u>\$ 0.51</u>	<u>\$ (0.90)</u>	<u>\$ 1.33</u>
Diluted net income (loss) per unit	<u>\$ 1.86</u>	<u>\$ 1.71</u>	<u>\$ 0.51</u>	<u>\$ (0.90)</u>	<u>\$ 1.32</u>
CASH DISTRIBUTIONS PER UNIT⁽¹⁾	<u>\$ 1.86</u>	<u>\$ 1.79</u>	<u>\$ 1.23</u>	<u>\$ 1.14</u>	<u>\$ 1.31</u>
BALANCE SHEET DATA AT PERIOD END:					
Total assets	\$ 1,627,892	\$ 1,533,654	\$ 1,566,493	\$ 1,628,984	\$ 1,788,496
Partners' capital	\$ 1,627,510	\$ 1,532,878	\$ 1,560,082	\$ 1,626,173	\$ 1,787,110

- (1) AB Holding is required to distribute all of its Available Cash Flow, as defined in the AB Holding Partnership Agreement, to its Unitholders; 2014 and 2013 distributions reflect the impact of AB's non-GAAP adjustments; 2012 distributions exclude the impact of AB's \$207.0 million non-cash real estate charges recorded in the third and fourth quarters of 2012; 2011 distributions exclude the impact of AB's \$587.1 million one-time, non-cash long-term incentive compensation charge.

AllianceBernstein L.P.

Selected Consolidated Financial Data

	Years Ended December 31,				
	2014	2013 ⁽¹⁾	2012 ⁽¹⁾	2011 ⁽¹⁾	2010 ⁽¹⁾
(in thousands, except per unit amounts and unless otherwise indicated)					
INCOME STATEMENT DATA:					
Revenues:					
Investment advisory and services fees	\$ 1,958,250	\$ 1,849,105	\$ 1,764,475	\$ 1,907,318	\$ 2,041,264
Bernstein research services	482,538	445,083	413,707	437,414	430,521
Distribution revenues	444,970	465,424	409,488	360,722	349,025
Dividend and interest income	22,322	19,962	21,286	21,499	22,902
Investment gains (losses)	(9,076)	33,339	29,202	(82,081)	(1,410)
Other revenues	108,788	105,058	101,801	107,569	109,803
Total revenues	<u>3,007,792</u>	<u>2,917,971</u>	<u>2,739,959</u>	<u>2,752,441</u>	<u>2,952,105</u>
Less: interest expense	2,426	2,924	3,222	2,550	3,548
Net revenues	<u>3,005,366</u>	<u>2,915,047</u>	<u>2,736,737</u>	<u>2,749,891</u>	<u>2,948,557</u>
Expenses:					
Employee compensation and benefits:					
Employee compensation and benefits	1,265,664	1,212,011	1,168,645	1,246,898	1,320,495
Long-term incentive compensation charge	—	—	—	587,131	—
Promotion and servicing:					
Distribution-related payments	413,054	426,824	370,865	306,368	289,456
Amortization of deferred sales commissions	41,508	41,279	40,262	37,675	47,397
Other	224,576	204,568	198,416	215,513	191,042
General and administrative:					
General and administrative	426,960	423,043	507,682	532,896	516,014
Real estate charges	52	28,424	223,038	7,235	101,698
Contingent payment arrangements	(2,782)	(10,174)	682	682	171
Interest on borrowings	2,797	2,962	3,429	2,545	2,078
Amortization of intangible assets	24,916	21,859	21,353	21,417	21,344
Total expenses	<u>2,396,745</u>	<u>2,350,796</u>	<u>2,534,372</u>	<u>2,958,360</u>	<u>2,489,695</u>
Operating income (loss)	608,621	564,251	202,365	(208,469)	458,862
Non-operating income	—	—	—	—	6,760
Income (loss) before income taxes	608,621	564,251	202,365	(208,469)	465,622
Income taxes	37,782	36,829	13,764	3,098	38,523
Net income (loss)	570,839	527,422	188,601	(211,567)	427,099
Net income (loss) of consolidated entities attributable to non-controlling interests	456	9,746	(315)	(36,799)	(15,320)
Net income (loss) attributable to AB Unitholders	\$ 570,383	\$ 517,676	\$ 188,916	\$ (174,768)	\$ 442,419
Basic net income (loss) per AB Unit	\$ 2.10	\$ 1.89	\$ 0.67	\$ (0.62)	\$ 1.59
Diluted net income (loss) per AB Unit	\$ 2.09	\$ 1.88	\$ 0.67	\$ (0.62)	\$ 1.58
Operating margin ⁽²⁾	20.2%	19.0%	7.4%	n/m	16.1%
CASH DISTRIBUTIONS PER AB UNIT⁽³⁾	\$ 2.08	\$ 1.97	\$ 1.36	\$ 1.38	\$ 1.58
BALANCE SHEET DATA AT PERIOD END:					
Total assets	\$ 7,378,453	\$ 7,385,851	\$ 8,115,050	\$ 7,708,389	\$ 7,580,315
Debt	\$ 488,988	\$ 268,398	\$ 323,163	\$ 444,903	\$ 224,991
Total capital	\$ 4,115,861	\$ 4,069,726	\$ 3,803,268	\$ 4,029,487	\$ 4,495,356
ASSETS UNDER MANAGEMENT AT PERIOD END (in millions)	\$ 474,027	\$ 450,411	\$ 430,017	\$ 405,897	\$ 478,019

- (1) Certain prior-year amounts have been reclassified to conform to our 2014 presentation See Note 2 to AB's consolidated financial statements in Item 8 for a discussion of reclassifications.
- (2) Operating income excluding net income (loss) attributable to non-controlling interests as a percentage of net revenues.
- (3) AB is required to distribute all of its Available Cash Flow, as defined in the AB Partnership Agreement, to its Unitholders and the General Partner; 2014 and 2013 distributions reflect the impact of non-GAAP adjustments; 2012 distributions exclude a total of \$207.0 million of non-cash real estate charges recorded in the third and fourth quarters of 2012; 2011 distributions exclude the \$587.1 million one-time, non-cash long-term incentive compensation charge.

Item 7. Management's Discussion and Analysis of Financial Condition and Results of Operations

Percentage change figures are calculated using assets under management rounded to the nearest million and financial statement amounts rounded to the nearest thousand.

Executive Overview

Our total assets under management ("AUM") as of December 31, 2014 were \$474.0 billion, up \$23.6 billion, or 5.2%, during 2014. The increase in AUM was driven by market appreciation of \$17.2 billion and net inflows of \$5.1 billion (Institutional inflows of \$5.5 billion and Private Wealth Management inflows of \$0.1 billion, offset by Retail outflows of \$0.5 billion).

Institutional AUM increased \$11.0 billion, or 4.9%, to \$237.0 billion during 2014, primarily due to market appreciation of \$6.2 billion and net inflows of \$5.5 billion, offset by our AUM adjustment of \$1.1 billion (to exclude AUM for which we provide administrative services but not investment management services). Redemptions and terminations decreased \$7.8 billion, or 42.0%, from \$18.5 billion in 2013 to \$10.7 billion in 2014. However, gross sales decreased \$1.0 billion, or 4.1%, from \$24.9 billion to \$23.9 billion.

Retail AUM increased \$8.5 billion, or 5.6%, to \$161.5 billion during 2014, primarily due to market appreciation of \$7.1 billion and \$2.8 billion of new assets from acquisitions, offset by net outflows of \$0.5 billion and our AUM adjustment of \$0.5 billion (to exclude AUM consisting of seed capital invested in Retail funds for which we do not charge an investment management fee). Redemptions and terminations decreased \$12.6 billion, or 25.3%, from \$50.1 billion in 2013 to \$37.5 billion in 2014. However, gross sales decreased \$7.0 billion, or 14.4%, from \$49.1 billion to \$42.1 billion.

Private Wealth Management AUM increased \$4.1 billion, or 5.7%, to \$75.5 billion during 2014, primarily due to market appreciation of \$3.9 billion and net inflows of \$0.1 billion. Gross sales increased \$0.1 billion, or 2.5%, from \$6.4 billion in 2013 to \$6.5 billion in 2014. Additionally, redemptions and terminations decreased \$3.0 billion, or 34.5%, from \$8.5 billion to \$5.5 billion.

Bernstein Research Services revenue increased \$37.4 million, or 8.4%, to \$482.5 million in 2014, as a result of strong growth across all regions and trading services.

Our 2014 revenues increased \$90.4 million, or 3.1%, to \$3.0 billion from \$2.9 billion in 2013. The most significant contributors to the increase were higher base advisory fees of \$109.5 million and higher Bernstein Research Services revenue of \$37.4 million, offset by lower investment gains and losses of \$42.3 million and lower distribution revenues of \$20.4 million. Our operating expenses of \$2.4 billion in 2014 increased \$46.0 million, or 2.0%. The increase was primarily due to higher employee compensation and benefits expenses of \$53.7 million and higher other promotion and servicing expenses of \$20.0 million, offset by lower real estate charges of \$28.3 million. Our operating income increased \$44.4 million, or 7.9%, to \$608.6 million from \$564.2 million in 2013 and our operating margin increased from 19.0% (24.1% on an adjusted basis) in 2013 to 20.2% (24.2% on an adjusted basis) in 2014.

AB Holding

AB Holding's principal source of income and cash flow is attributable to its investment in AB Units. The AB Holding financial statements and notes and management's discussion and analysis of financial condition and results of operations ("MD&A") should be read in conjunction with those of AB.

Results of Operations

	Years Ended December 31,			% Change	
	2014	2013	2012	2014-13	2013-12
	(in thousands, except per unit amounts)				
Net income attributable to AB Unitholders	\$ 570,383	\$ 517,676	\$ 188,916	10.2%	174.0%
Weighted average equity ownership interest	35.6%	35.9%	37.5%		
Equity in net income attributable to AB Unitholders	\$ 203,277	\$ 185,912	\$ 70,807	9.3	162.6
Income taxes	22,463	20,410	19,722	10.1	3.5
Net income of AB Holding	\$ 180,814	\$ 165,502	\$ 51,085	9.3	224.0
Diluted net income per AB Holding Unit	\$ 1.86	\$ 1.71	\$ 0.51	8.8	235.3
Distributions per AB Holding Unit ⁽¹⁾	\$ 1.86	\$ 1.79	\$ 1.23	3.9	45.5

(1) 2014 and 2013 distributions reflect the impact of AB's non-GAAP adjustments; 2012 distributions exclude the impact of AB's \$207.0 million non-cash real estate charges recorded in the third and fourth quarters of 2012.

AB Holding had net income of \$180.8 million in 2014 as compared to \$165.5 million in 2013. The increase reflects higher net income attributable to AB Unitholders. AB Holding had net income of \$165.5 million in 2013 as compared to \$51.1 million in 2012. The increase reflects higher net income attributable to AB Unitholders, primarily resulting from lower real estate charges in 2013.

AB Holding's income taxes represent a 3.5% federal tax on its partnership gross income from the active conduct of a trade or business. AB Holding's partnership gross income is derived from its interest in AB. AB Holding's income tax is computed by multiplying certain AB qualifying revenues (primarily U.S. investment advisory fees and brokerage commissions) by AB Holding's ownership interest in AB (adjusted for AB Holding Units owned by AB's consolidated rabbi trust), multiplied by the 3.5% tax rate. AB Holding's effective tax rate was 11.1% in 2014, 11.0% in 2013 and 27.9% in 2012. See Note 6 to AB Holding's financial statements in Item 8 for a further description.

[Table of Contents](#)

As supplemental information, AB provides the performance measures “adjusted net revenues”, “adjusted operating income” and “adjusted operating margin”, which are the principal metrics management uses in evaluating and comparing the period-to-period operating performance of AB. Such measures are not based on generally accepted accounting principles (“**non-GAAP measures**”). These non-GAAP measures are provided in addition to, and not as substitutes for, net revenues, operating income and operating margin, and they may not be comparable to non-GAAP measures presented by other companies. Management uses both the GAAP and non-GAAP measures in evaluating the company’s financial performance. The non-GAAP measures alone may pose limitations because they do not include all of AB’s revenues and expenses. See “*Management Operating Metrics*” in this Item 7.

The impact of these adjustments on AB Holding’s net income and diluted net income per AB Holding Unit are as follows:

	Years Ended December 31,		
	2014	2013	2012
	(in thousands, except per unit amounts)		
AB non-GAAP adjustments, before taxes	\$ (665)	\$ 20,552	\$ 221,530
Income tax credit (expense) on non-GAAP adjustments	610	(1,514)	(11,576)
AB non-GAAP adjustments, after taxes	(55)	19,038	209,954
AB Holding’s weighted average equity ownership interest in AB	35.6%	35.9%	37.5%
Impact on AB Holding’s net income of AB non-GAAP adjustments	\$ (20)	\$ 6,837	\$ 78,692
Net income - diluted, GAAP basis	\$ 182,350	\$ 166,668	\$ 51,085
Impact on AB Holding’s net income of AB non-GAAP adjustments	(20)	6,837	78,692
Adjusted net income - diluted	\$ 182,330	\$ 173,505	\$ 129,777
Diluted net income per AB Holding Unit, GAAP basis	\$ 1.86	\$ 1.71	\$ 0.51
Impact of AB non-GAAP adjustments	—	0.07	0.77
Adjusted diluted net income per AB Holding Unit	\$ 1.86	\$ 1.78	\$ 1.28

The impact on AB Holding’s net income of AB’s non-GAAP adjustments reflects AB Holding’s share (based on its ownership percentage of AB over the applicable period) of AB’s non-GAAP adjustments to its net income.

Proposed Tax Legislation

For a discussion of proposed tax legislation, see “*Risk Factors*” in Item 1A.

Capital Resources and Liquidity

During the year ended December 31, 2014, net cash provided by operating activities was \$180.9 million, compared to \$155.5 million during the corresponding 2013 period. The increase was primarily due to higher cash distributions received from AB of \$37.6 million, offset by a decrease in working capital of \$10.1 million. During the year ended December 31, 2013, net cash provided by operating activities was \$155.5 million, compared to \$99.9 million during the corresponding 2012 period. The increase was primarily due to higher cash distributions received from AB of \$45.4 million.

During the years ended December 31, 2014, 2013 and 2012, net cash used in investing activities was \$19.0 million, \$29.2 million and \$11.6 million, respectively, reflecting investments in AB with proceeds from exercises of compensatory options to buy AB Holding Units (in 2014 and 2013) and from cash distributions paid to the AB consolidated rabbi trust (in 2013 and 2012).

During the year ended December 31, 2014, net cash used in financing activities was \$162.0 million, compared to \$126.2 million during the corresponding 2013 period. The increase was primarily due to higher cash distributions paid to Unitholders of \$39.8 million. During the year ended December 31, 2013, net cash used in financing activities was \$126.2 million, compared to \$88.3 million during the corresponding 2012 period. The increase was primarily due to higher cash distributions paid to Unitholders of \$54.6 million, offset by proceeds from the exercise of compensatory options to buy AB Holding Units of \$15.1 million in 2013.

Management believes that the cash flow realized from its investment in AB will provide AB Holding with the resources to meet its financial obligations.

Cash Distributions

AB Holding is required to distribute all of its Available Cash Flow, as defined in the AB Holding Partnership Agreement, to its Unitholders (including the General Partner). Since the third quarter of 2012, Available Cash Flow has been the adjusted diluted net income per unit for the quarter multiplied by the number of units outstanding at the end of the quarter. Management anticipates that Available Cash Flow will continue to be based on adjusted diluted net income per unit, unless management determines that one or more of the non-GAAP adjustments that are made for adjusted net income should not be made with respect to the Available Cash Flow calculation. See Note 2 to AB Holding’s financial statements in Item 8 for a description of Available Cash Flow.

[Table of Contents](#)

Commitments and Contingencies

For a discussion of commitments and contingencies, see Note 7 to AB Holding's financial statements in Item 8.

AB

Assets Under Management

Assets under management by distribution channel are as follows:

	As of December 31,			% Change	
	2014	2013	2012	2014-13	2013-12
	(in billions)				
Institutions	\$ 237.0	\$ 226.0	\$ 219.8	4.9%	2.8%
Retail	161.5	153.0	144.4	5.6	6.0
Private Wealth Management	75.5	71.4	65.8	5.7	8.5
Total	\$ 474.0	\$ 450.4	\$ 430.0	5.2	4.7

Assets under management by investment service are as follows:

	As of December 31,			% Change	
	2014	2013	2012	2014-13	2013-12
	(in billions)				
Equity					
Actively Managed	\$ 112.5	\$ 107.8	\$ 95.4	4.3%	13.0%
Passively Managed (1)	50.4	49.3	40.3	2.4	22.4
Total Equity	162.9	157.1	135.7	3.7	15.8
Fixed Income					
Actively Managed					
Taxable	219.4	211.0	224.0	4.0	(5.8)
Tax-exempt	31.6	28.7	30.8	10.2	(6.6)
	251.0	239.7	254.8	4.8	(5.9)
Passively Managed (1)	10.1	9.3	7.9	7.7	18.2
Total Fixed Income	261.1	249.0	262.7	4.9	(5.2)
Other (2)	50.0	44.3	31.6	12.7	40.0
Total	\$ 474.0	\$ 450.4	\$ 430.0	5.2	4.7

(1) Includes index and enhanced index services.

(2) Includes multi-asset solutions and services and certain alternative investments.

[Table of Contents](#)

Changes in assets under management during 2014 and 2013 are as follows:

	Distribution Channel			
	Institutions	Retail	Private Wealth Management	Total
	(in billions)			
Balance as of December 31, 2013	\$ 226.0	\$ 153.0	\$ 71.4	\$ 450.4
Long-term flows:				
Sales/new accounts	23.9	42.1	6.5	72.5
Redemptions/terminations	(10.7)	(37.5)	(5.5)	(53.7)
Cash flow/unreinvested dividends	(7.7)	(5.1)	(0.9)	(13.7)
Net long-term inflows (outflows)	5.5	(0.5)	0.1	5.1
Acquisitions	0.1	2.8	—	2.9
Transfers	0.3	(0.4)	0.1	—
AUM adjustment ⁽³⁾	(1.1)	(0.5)	—	(1.6)
Market appreciation	6.2	7.1	3.9	17.2
Net change	11.0	8.5	4.1	23.6
Balance as of December 31, 2014	\$ 237.0	\$ 161.5	\$ 75.5	\$ 474.0
Balance as of December 31, 2012	\$ 219.8	\$ 144.4	\$ 65.8	\$ 430.0
Long-term flows:				
Sales/new accounts	24.9	49.1	6.4	80.4
Redemptions/terminations	(18.5)	(50.1)	(8.5)	(77.1)
Cash flow/unreinvested dividends	(7.4)	(6.5)	(1.7)	(15.6)
Net long-term (outflows) inflows	(1.0)	(7.5)	(3.8)	(12.3)
Acquisitions	0.3	0.7	1.1	2.1
Market appreciation	6.9	15.4	8.3	30.6
Net change	6.2	8.6	5.6	20.4
Balance as of December 31, 2013	\$ 226.0	\$ 153.0	\$ 71.4	\$ 450.4

Investment Service

	Equity Actively Managed	Equity Passively Managed ⁽¹⁾	Fixed Income Actively Managed - Taxable	Fixed Income Actively Managed - Tax- Exempt (in billions)	Fixed Income Passively Managed ⁽¹⁾	Other ⁽²⁾	Total
Balance as of December 31, 2013	\$ 107.8	\$ 49.3	\$ 211.0	\$ 28.7	\$ 9.3	\$ 44.3	\$ 450.4
Long-term flows:							
Sales/new accounts	15.2	1.7	43.3	4.6	0.6	7.1	72.5
Redemptions/terminations	(14.9)	(1.0)	(29.4)	(3.4)	(0.7)	(4.3)	(53.7)
Cash flow/unreinvested dividends	(5.0)	(3.4)	(7.4)	0.1	0.6	1.4	(13.7)
Net long-term (outflows) inflows	(4.7)	(2.7)	6.5	1.3	0.5	4.2	5.1
Acquisitions	2.9	—	—	—	—	—	2.9
AUM adjustment ⁽³⁾	(0.1)	—	(1.4)	—	—	(0.1)	(1.6)
Market appreciation	6.6	3.8	3.3	1.6	0.3	1.6	17.2
Net change	4.7	1.1	8.4	2.9	0.8	5.7	23.6
Balance as of December 31, 2014	\$ 112.5	\$ 50.4	\$ 219.4	\$ 31.6	\$ 10.1	\$ 50.0	\$ 474.0
Balance as of December 31, 2012	\$ 95.4	\$ 40.3	\$ 224.0	\$ 30.8	\$ 7.9	\$ 31.6	\$ 430.0
Long-term flows:							
Sales/new accounts	15.9	3.4	49.5	4.9	1.4	5.3	80.4
Redemptions/terminations	(22.4)	(0.7)	(46.9)	(5.1)	(0.7)	(1.3)	(77.1)
Cash flow/unreinvested dividends	(6.0)	(4.7)	(7.9)	(1.4)	0.9	3.5	(15.6)
Net long-term (outflows) inflows	(12.5)	(2.0)	(5.3)	(1.6)	1.6	7.5	(12.3)
Acquisitions	2.1	—	—	—	—	—	2.1
Market appreciation (depreciation)	22.8	11.0	(7.7)	(0.5)	(0.2)	5.2	30.6
Net change	12.4	9.0	(13.0)	(2.1)	1.4	12.7	20.4
Balance as of December 31, 2013	\$ 107.8	\$ 49.3	\$ 211.0	\$ 28.7	\$ 9.3	\$ 44.3	\$ 450.4

(1) Includes index and enhanced index services.

(2) Includes multi-asset solutions and services and certain alternative investments.

(3) Excludes Institutional assets for which we provide administrative services but not investment management services and seed capital invested in Retail funds for which we do not charge an investment management fee from AUM.

Average assets under management by distribution channel and investment service are as follows:

	Years Ended December 31,			% Change	
	2014	2013	2012	2014-13	2013-12
	(in billions)				
Distribution Channel:					
Institutions	\$ 234.3	\$ 225.4	\$ 218.9	4.0%	2.9%
Retail	159.6	149.4	128.2	6.8	16.5
Private Wealth Management	73.6	67.9	68.9	8.4	(1.3)
Total	\$ 467.5	\$ 442.7	\$ 416.0	5.6	6.4
Investment Service:					
Equity Actively Managed	\$ 111.2	\$ 100.0	\$ 109.8	11.2%	(8.9)%
Equity Passively Managed ⁽¹⁾	49.6	45.1	36.1	9.9	25.1
Fixed Income Actively Managed – Taxable	219.5	221.4	202.0	(0.9)	9.6
Fixed Income Actively Managed – Tax-exempt	30.4	30.1	31.1	1.3	(3.4)
Fixed Income Passively Managed ⁽¹⁾	9.7	8.6	5.9	12.6	46.3
Other ⁽²⁾	47.1	37.5	31.1	25.5	20.8
Total	\$ 467.5	\$ 442.7	\$ 416.0	5.6	6.4

(1) Includes index and enhanced index services.

(2) Includes multi-asset solutions and services and certain alternative investments.

During 2014, our Institutions channel average AUM of \$234.3 billion increased by \$8.9 billion, or 4.0%, compared to 2013, primarily due to our Institutional AUM increasing \$11.0 billion, or 4.9%, over the last twelve months to \$237.0 billion at December 31, 2014. The \$11.0 billion increase in AUM over the last twelve months primarily was due to market appreciation of \$6.2 billion and \$5.5 billion of net inflows (consisting of inflows of \$6.4 billion in fixed income services and \$1.4 billion in other services, offset by outflows of \$2.3 billion in equity services), offset by the AUM adjustment we made in the third quarter for \$1.1 billion. During 2013, Institutional channel average AUM of \$225.4 billion increased by \$6.5 billion, or 2.9%, compared to 2012, primarily due to our Institutional channel AUM increasing \$6.2 billion, or 2.8%, during 2013 to \$226.0 billion at December 31, 2013. The \$6.2 billion increase in AUM during 2013 primarily was due to \$6.9 billion of market appreciation and \$0.3 billion of new assets from our acquisition of W.P. Stewart & Co. Ltd. (“**WPS Acquisition**”), offset by net outflows of \$1.0 billion (consisting of outflows of \$9.5 billion in equity services, offset by inflows of \$5.0 billion in other services and \$3.5 billion in fixed income services). The net outflows primarily were due to the loss of \$6.8 billion of fixed income assets in October 2013 as a result of AXA’s sale of MONY Life Insurance Company.

During 2014, our Retail channel average AUM of \$159.6 billion increased by \$10.2 billion, or 6.8%, compared to 2013, primarily due to our Retail AUM increasing \$8.5 billion, or 5.6%, over the last twelve months to \$161.5 billion at December 31, 2014. The \$8.5 billion increase in AUM over the last twelve months primarily was due to market appreciation of \$7.1 billion and \$2.8 billion of new assets from acquisitions, offset by net outflows of \$0.5 billion (consisting of outflows of \$4.0 billion in equity services, offset by inflows of \$1.9 billion in fixed income services and \$1.6 billion in other services) and the AUM adjustment we made in the fourth quarter for \$0.5 billion. During 2013, Retail channel average AUM of \$149.4 billion increased by \$21.2 billion, or 16.5%, compared to 2012, primarily due to our Retail channel AUM increasing \$8.6 billion, or 6.0%, during 2013 to \$153.0 billion at December 31, 2013, as well as AUM at December 31, 2012 of \$144.4 billion having been significantly higher than 2012 average AUM of \$128.2 billion due to the significant growth in the Retail channel throughout 2012. The \$8.6 billion increase in AUM during 2013 primarily was due to market appreciation of \$15.4 billion and \$0.7 billion of new assets from the WPS Acquisition, offset by net outflows of \$7.5 billion (consisting of outflows of \$5.8 billion in fixed income services and \$2.8 billion in equity services, offset by inflows of \$1.1 billion in other services).

During 2014, our Private Wealth Management channel average AUM of \$73.6 billion increased by \$5.7 billion, or 8.4%, compared to 2013, primarily due to our Private Wealth Management AUM increasing \$4.1 billion, or 5.7%, over the last twelve months to \$75.5 billion at December 31, 2014. The \$4.1 billion increase in AUM over the last twelve months was primarily due to \$3.9 billion of market appreciation and net inflows of \$0.1 billion (consisting of inflows of \$1.2 billion in other services, offset by outflows of \$1.1 billion in equity services). During 2013, Private Wealth Management average AUM of \$67.9 billion declined by \$1.0 billion, or 1.3%, compared to 2012, while our Private Wealth Management AUM increased \$5.6 billion, or 8.5%, during 2013 to \$71.4 billion at December 31, 2013. The \$5.6 billion increase in AUM during 2013 primarily was due to market appreciation of \$8.3 billion and approximately \$1.1 billion of new assets from the WPS Acquisition, offset by net outflows of \$3.8 billion (consisting of outflows of \$2.9 billion in fixed income services and \$2.2 billion in equity services, offset by inflows of \$1.3 billion in other services). The increase in AUM of \$5.6 billion during 2013 as compared to the decrease of \$1.0 billion in year-to-year average AUM was due to the AUM at December 31, 2012 of \$65.8 billion having been lower than 2012 average AUM of \$68.9 billion as a result of a \$2.3 billion decrease in AUM in the fourth quarter of 2012.

[Table of Contents](#)

Absolute investment composite returns, gross of fees, and relative performance as of December 31, 2014 compared to benchmarks for certain representative Institutional equity and fixed income services are as follows:

	<u>1-Year</u>	<u>3-Year</u>	<u>5-Year</u>
Global High Income (fixed income)			
Absolute return	3.6%	9.7%	9.8%
Relative return (vs. Barclays Global High Yield Index)	3.6	1.0	1.0
Global Fixed Income (fixed income)			
Absolute return	(0.2)	(0.4)	3.5
Relative return (vs. CITI WLD GV BD-USD/JPM GLBL BD)	0.3	0.6	1.9
Intermediate Municipal Bonds (fixed income)			
Absolute return	4.6	2.5	3.7
Relative return (vs. Lipper Short/Int. Blended Muni Fund Avg)	0.7	0.4	0.7
U.S. Strategic Core Plus (fixed income)			
Absolute return	7.2	3.8	5.6
Relative return (vs. Barclays U.S. Aggregate Index)	1.2	1.1	1.2
Emerging Market Debt (fixed income)			
Absolute return	5.7	6.2	8.0
Relative return (vs. JPM EMBI Global/JPM EMBI)	0.2	0.9	0.7
Global Plus (fixed income)			
Absolute return	1.0	1.1	3.6
Relative return (vs. Barclays Global Aggregate Index)	0.4	0.3	1.0
Emerging Markets Value			
Absolute return	1.9	3.3	(0.1)
Relative return (vs. MSCI EM Index)	4.0	(0.7)	(1.8)
Global Strategic Value			
Absolute return	7.0	18.0	8.6
Relative return (vs. MSCI ACWI Index)	2.8	3.9	(0.6)
U.S. Small & Mid Cap Value			
Absolute return	10.1	22.4	16.7
Relative return (vs. Russell 2500 Value Index)	3.0	3.0	1.2
U.S. Strategic Value			
Absolute return	13.3	22.3	13.9
Relative return (vs. Russell 1000 Value Index)	(0.2)	1.4	(1.6)
Growth & Income			
Absolute return	9.9	21.0	16.6
Relative return (vs. Russell 1000 Value Index)	(3.5)	0.1	1.1
U.S. Small Cap Growth			
Absolute return	(0.6)	19.2	19.8
Relative return (vs. Russell 2000 Growth Index)	(6.2)	(1.0)	3.0
U.S. Large Cap Growth			
Absolute return	15.0	23.1	15.2
Relative return (vs. Russell 1000 Growth Index)	2.0	2.8	(0.6)
U.S. Small & Mid Cap Growth			
Absolute return	3.8	19.0	20.0
Relative return (vs. Russell 2500 Growth Index)	(3.2)	(1.5)	2.7
Select U.S. Equity			
Absolute return	14.3	21.0	17.9
Relative return (vs. S&P 500 Index)	0.6	0.6	2.4
International Style Blend – Developed			
Absolute return	(6.5)	9.9	2.7
Relative return (vs. MSCI EAFE Index)	(1.6)	(1.1)	(2.6)
Strategic Equities (inception June 30, 2012)			
Absolute return	13.3	N/A	N/A
Relative return (vs. S&P 500 Index)	(0.4)	N/A	N/A

Consolidated Results of Operations

	Years Ended December 31,			% Change	
	2014	2013	2012	2014-13	2013-12
	(in millions, except per unit amounts)				
Net revenues	\$ 3,005.4	\$ 2,915.0	\$ 2,736.7	3.1%	6.5%
Expenses	2,396.8	2,350.8	2,534.4	2.0	(7.2)
Operating income	608.6	564.2	202.3	7.9	178.8
Income taxes	37.8	36.8	13.7	2.6	167.6
Net income	570.8	527.4	188.6	8.2	179.6
Net income (loss) of consolidated entities attributable to non-controlling interests	0.4	9.7	(0.3)	(95.3)	n/m
Net income attributable to AB Unitholders	\$ 570.4	\$ 517.7	\$ 188.9	10.2	174.0
Diluted net income per AB Unit	\$ 2.09	\$ 1.88	\$ 0.67	11.1	180.6
Distributions per AB Unit ⁽¹⁾	\$ 2.08	\$ 1.97	\$ 1.36	5.6	44.9
Operating margin ⁽²⁾	20.2%	19.0%	7.4%		

(1) 2014 and 2013 distributions reflect the impact of non-GAAP adjustments; 2012 distributions exclude the impact of \$207.0 million of non-cash real estate charges recorded in the third and fourth quarters of 2012.

(2) Operating income excluding net income (loss) attributable to non-controlling interests as a percentage of net revenues.

Net income attributable to AB Unitholders for the year ended December 31, 2014 increased \$52.7 million from the year ended December 31, 2013. The increase is primarily due to (in millions):

Higher base advisory fees	\$ 109.5
Higher Bernstein Research Services revenues	37.4
Lower real estate charges	28.3
Higher employee compensation and benefits	(53.7)
2014 investment losses compared to 2013 investment gains	(42.3)
Higher other promotion and servicing	(20.0)
Other	(6.5)
	<u>\$ 52.7</u>

Net income attributable to AB Unitholders for the year ended December 31, 2013 increased \$328.8 million from the year ended December 31, 2012. The increase is primarily due to (in millions):

Lower real estate charges	\$ 194.6
Higher base advisory fees	97.7
Lower general and administrative (excluding real estate charges)	84.6
Higher Bernstein Research Services revenues	31.4
Higher employee compensation and benefits	(43.4)
Higher income taxes	(23.1)
Lower performance-based fees	(13.0)
	<u>\$ 328.8</u>

Real Estate Charges

During 2010, we performed a comprehensive review of our real estate requirements in New York in connection with our workforce reductions commencing in 2008. As a result, during 2010 we decided to sub-lease over 380,000 square feet in New York (all of this space has been sublet) and consolidate our New York-based employees into two office locations from three. During the third quarter of 2012, in an effort to further reduce our global real estate footprint, we completed a comprehensive review of our worldwide office locations and began implementing a global space consolidation plan. As a result, our intention is to sub-lease approximately 510,000 square feet of office space (approximately 90% of this space has been sublet), more than 70% of which is New York office space (in addition to the 380,000 square feet space reduction in 2010), with the remainder consisting of office space in England, Australia and various U.S. locations.

During 2012, we recorded pre-tax real estate charges of \$223.0 million, comprising new real estate charges of \$172.8 million, \$41.4 million for the write-off of leasehold improvements, furniture and equipment and \$8.8 million from a change in estimates related to previously recorded real estate charges.

During 2013, we recorded pre-tax real estate charges of \$28.4 million, comprising \$17.4 million from a change in estimates related to previously recorded real estate charges, new real estate charges of \$6.6 million and \$4.4 million for the write-off of leasehold improvements, furniture and equipment.

During 2014, we recorded pre-tax real estate charges of \$0.1 million, comprising \$5.5 million for the write-off of leasehold improvements, furniture and equipment, offset by \$4.7 million from a change in estimates related to previously recorded real estate charges and \$0.7 million in credits related to other items.

Units Outstanding

Each quarter, we implement plans to repurchase AB Holding Units pursuant to Rule 10b5-1 under the Securities Exchange Act of 1934, as amended (“**Exchange Act**”). A Rule 10b5-1 plan allows a company to repurchase its shares at times when it otherwise might be prevented from doing so because of self-imposed trading blackout periods or because it possesses material non-public information. Each broker we select has the authority under the terms and limitations specified in the plan to repurchase AB Holding Units on our behalf in accordance with the terms of the plan. Repurchases are subject to SEC regulations as well as certain price, market volume and timing constraints specified in the plan. The plan adopted during the fourth quarter of 2014 expired at the close of business on February 11, 2015. We may adopt additional Rule 10b5-1 plans in the future to engage in open-market purchases of AB Holding Units to help fund anticipated obligations under our incentive compensation award program and for other corporate purposes.

Effective July 1, 2013, management retired all unallocated AB Holding Units in AB’s consolidated rabbi trust. To retire such units, AB delivered the unallocated AB Holding Units held in the rabbi trust to AB Holding in exchange for the same number of AB Units. Each entity then retired its units. As a result, on July 1, 2013, each of AB’s and AB Holding’s units outstanding decreased by approximately 13.1 million units. AB and AB Holding intend (subject to compliance with applicable safe harbor rules to avoid AB being treated as a publicly-traded partnership) to retire additional units as AB purchases AB Holding Units on the open market or from employees to allow them to fulfill statutory tax withholding requirements at the time of distribution of long-term incentive compensation awards, if such units are not required to fund new employee awards in the near future. If a sufficient number of AB Holding Units is not available in the rabbi trust to fund new awards, AB will purchase newly-issued AB Holding Units from AB Holding. When AB purchases newly-issued AB Holding Units from AB Holding, AB Holding is required to use the proceeds it receives from AB to purchase the equivalent number of newly-issued AB Units.

Cash Distributions

AB is required to distribute all of its Available Cash Flow, as defined in the AB Partnership Agreement, to its Unitholders and the General Partner. Since the third quarter of 2012, Available Cash Flow has been the adjusted diluted net income per unit for the quarter multiplied by the number of general and limited partnership interests at the end of the quarter. In future periods, management anticipates that Available Cash Flow will continue to be based on adjusted diluted net income per unit, unless management determines that one or more non-GAAP adjustments that are made for adjusted net income should not be made with respect to the Available Cash Flow calculation. *See Note 2 to AB’s consolidated financial statements contained in Item 8 for a description of Available Cash Flow.*

Management Operating Metrics

We are providing the non-GAAP measures “adjusted net revenues”, “adjusted operating income” and “adjusted operating margin” because they are the principal operating metrics management uses in evaluating and comparing period-to-period operating performance. Management principally uses these metrics in evaluating performance because they present a clearer picture of our operating performance, and allow management to see long-term trends without the distortion primarily caused by long-term incentive compensation-related mark-to-market adjustments, real estate consolidation charges and other adjustment items. Similarly, we believe that these management operating metrics help investors better understand the underlying trends in our results and, accordingly, provide a valuable perspective for investors.

These non-GAAP measures are provided in addition to, and not as substitutes for, net revenues, operating income and operating margin, and they may not be comparable to non-GAAP measures presented by other companies. Management uses both the accounting principles generally accepted in the United States of America (“US GAAP”) and non-GAAP measures in evaluating our financial performance. The non-GAAP measures alone may pose limitations because they do not include all of our revenues and expenses.

	Years Ended December 31,		
	2014	2013	2012
	(in thousands)		
Net revenues, US GAAP basis	\$ 3,005,366	\$ 2,915,047	\$ 2,736,737
Exclude:			
Long-term incentive compensation-related investment (gains)	(2,184)	(16,842)	(16,711)
Long-term incentive compensation-related dividends and interest	(3,083)	(2,557)	(2,245)
90% of consolidated venture capital fund investment (gains)	(1,165)	(10,609)	(1,118)
Distribution-related payments	(413,054)	(426,824)	(370,865)
Amortization of deferred sales commissions	(41,508)	(41,279)	(40,262)
Pass-through fees and expenses	(38,852)	(32,879)	(52,901)
Adjusted net revenues	\$ 2,505,520	\$ 2,384,057	\$ 2,252,635
Operating income, US GAAP basis	\$ 608,621	\$ 564,251	\$ 202,365
Exclude:			
Long-term incentive compensation-related items	210	(405)	(1,508)
Real estate charges	52	28,424	223,038
Acquisition-related expenses	3,448	3,373	—
Contingent payment arrangements	(4,375)	(10,840)	—
Sub-total of non-GAAP adjustments	(665)	20,552	221,530
Less: Net income (loss) of consolidated entities attributable to non-controlling interests	456	9,746	(315)
Adjusted operating income	\$ 607,500	\$ 575,057	\$ 424,210
Adjusted operating margin	24.2%	24.1%	18.8%

Adjusted operating income for the year ended December 31, 2014 increased \$32.4 million, or 5.6%, from the year ended December 31, 2013, primarily as a result of higher investment advisory base fees of \$107.0 million and higher Bernstein Research Services revenue of \$37.4 million, offset by higher employee compensation expense (excluding the impact of long-term incentive compensation-related items) of \$65.8 million, higher other promotion and servicing expenses of \$16.5 million, investment losses in 2014 compared to investment gains in 2013 of \$18.3 million and lower net distribution revenues of \$6.9 million. Adjusted operating income for the year ended December 31, 2013 increased \$150.8 million, or 35.6%, from the year ended December 31, 2012, primarily as a result of higher investment advisory base fees of \$100.7 million, lower general and administrative expenses (excluding real estate charges) of \$65.7 million and higher Bernstein Research Services revenues of \$31.4 million, offset by higher employee compensation expense (excluding the impact of long-term incentive compensation-related items) of \$40.5 million.

Adjusted Net Revenues

Adjusted net revenues exclude investment gains and losses and dividends and interest on employee long-term incentive compensation-related investments, and 90% of the investment gains and losses of our consolidated venture capital fund attributable to non-controlling interests. In addition, adjusted net revenues offset distribution-related payments to third parties as well as amortization of deferred sales commissions against distribution revenues. We believe offsetting net revenues by distribution-related payments is useful for our investors and other users of our financial statements because such presentation appropriately reflects the nature of these costs as pass-through payments to third parties who perform functions on behalf of our sponsored mutual funds and/or shareholders of these funds. We offset amortization of deferred sales commissions against net revenues because such costs, over time, essentially offset our distribution revenues. We also exclude additional pass-through expenses we incur (primarily through our transfer agency) that are reimbursed and recorded as fees in revenues. During the third quarter of 2014, we reclassified certain other promotion and servicing expenses into distribution-related payments and identified additional pass-through expenses that were excluded from adjusted net revenues. As a result, we revised prior periods' adjusted net revenues to conform to the current period's presentation. During 2012, we offset sub-advisory payments to third parties against performance-based fees earned on the Public-Private Investment Program ("PPIP") fund we managed. These fees have no impact on operating income, but they do have an impact on our operating margin. As such, we exclude these fees from adjusted net revenues.

Adjusted Operating Income

Adjusted operating income represents operating income on a US GAAP basis excluding (1) the impact on net revenues and compensation expense of the investment gains and losses (as well as the dividends and interest) associated with employee long-term incentive compensation-related investments, (2) real estate charges, (3) acquisition-related expenses, (4) adjustments to contingent payment arrangements and (5) the net income or loss of consolidated entities attributable to non-controlling interests.

Prior to 2009, a significant portion of employee compensation was in the form of employee long-term incentive compensation awards that were notionally invested in AB investment services and generally vested over a period of four years. AB economically hedged the exposure to market movements by purchasing and holding these investments on its balance sheet. All such investments had vested as of year-end 2012 and the investments have been distributed to the participants, except for those investments with respect to which the participant elected a long-term deferral. Fluctuation in the value of these investments is recorded within investment gains and losses on the income statement and also impacts compensation expense. Management believes it is useful to reflect the offset achieved from economically hedging the market exposure of these investments in the calculation of adjusted operating income and adjusted operating margin. The non-GAAP measures exclude gains and losses and dividends and interest on employee long-term incentive compensation-related investments included in revenues and compensation expense.

Real estate charges have been excluded because they are not considered part of our core operating results when comparing financial results from period to period and to industry peers.

Acquisition-related expenses, primarily severance and professional fees incurred as a result of acquisitions in the fourth quarter of 2013 and the second quarter of 2014, have been excluded because they are not considered part of our core operating results when comparing financial results from period to period and to industry peers.

The recording of a change in estimate of the contingent consideration payable relating to contingent payment arrangements associated with a 2010 acquisition is not considered part of our core operating results and, accordingly, has been excluded.

Most of the net income or loss of consolidated entities attributable to non-controlling interests relates to the 90% limited partner interests held by third parties in our consolidated venture capital fund. We own a 10% limited partner interest in the fund. Because we are the general partner of the venture capital fund and are deemed to have a controlling interest, US GAAP requires us to consolidate the financial results of the fund. However, recognizing 100% of the gains or losses in operating income while only retaining 10% is not reflective of our underlying financial results at the operating income level. As a result, we are excluding the 90% limited partner interests we do not own from our adjusted operating income. Similarly, net income of joint ventures attributable to non-controlling interests, although not significant, is excluded because it does not reflect the economic interest attributable to AB.

Adjusted Operating Margin

Adjusted operating margin allows us to monitor our financial performance and efficiency from period to period without the volatility *noted above in our discussion of adjusted operating income* and to compare our performance to industry peers on a basis that better reflects our performance in our core business. Adjusted operating margin is derived by dividing adjusted operating income by adjusted net revenues.

Net Revenues

The components of net revenues are as follows:

	Years Ended December 31,			% Change	
	2014	2013	2012	2014-13	2013-12
	(in millions)				
Investment advisory and services fees:					
Institutions:					
Base fees	\$ 410.1	\$ 402.0	\$ 425.4	2.0%	(5.5)%
Performance-based fees	23.0	36.1	59.3	(36.4)	(39.1)
	<u>433.1</u>	<u>438.1</u>	<u>484.7</u>	(1.2)	(9.6)
Retail:					
Base fees	846.4	817.5	695.1	3.5	17.6
Performance-based fees	20.5	7.4	2.9	179.4	148.2
	<u>866.9</u>	<u>824.9</u>	<u>698.0</u>	5.1	18.2
Private Wealth Management:					
Base fees	648.5	576.0	577.3	12.6	(0.2)
Performance-based fees	9.7	10.1	4.4	(3.7)	129.3
	<u>658.2</u>	<u>586.1</u>	<u>581.7</u>	12.3	0.8
Total:					
Base fees	1,905.0	1,795.5	1,697.8	6.1	5.8
Performance-based fees	53.2	53.6	66.6	(0.6)	(19.6)
	<u>1,958.2</u>	<u>1,849.1</u>	<u>1,764.4</u>	5.9	4.8
Bernstein Research Services	482.5	445.1	413.7	8.4	7.6
Distribution revenues	445.0	465.4	409.5	(4.4)	13.7
Dividend and interest income	22.3	20.0	21.3	11.8	(6.2)
Investment gains (losses)	(9.0)	33.3	29.2	n/m	14.2
Other revenues	108.8	105.0	101.8	3.6	3.2
Total revenues	<u>3,007.8</u>	<u>2,917.9</u>	<u>2,739.9</u>	3.1	6.5
Less: Interest expense	2.4	2.9	3.2	(17.0)	(9.2)
Net revenues	<u>\$ 3,005.4</u>	<u>\$ 2,915.0</u>	<u>\$ 2,736.7</u>	3.1	6.5

Investment Advisory and Services Fees

Investment advisory and services fees are the largest component of our revenues. These fees generally are calculated as a percentage of the value of AUM as of a specified date, or as a percentage of the value of average AUM for the applicable billing period, and vary with the type of investment service, the size of account and the total amount of assets we manage for a particular client. Accordingly, fee income generally increases or decreases as AUM increase or decrease and is affected by market appreciation or depreciation, the addition of new client accounts or client contributions of additional assets to existing accounts, withdrawals of assets from and termination of client accounts, purchases and redemptions of mutual fund shares, shifts of assets between accounts or products with different fee structures, and acquisitions. Our average basis points realized (investment advisory and services fees divided by average AUM) generally approximate 50 to 70 basis points for actively managed equity services, 15 to 50 basis points for actively managed fixed income services and 5 to 20 basis points for passively managed services. Average basis points realized for other services could range from 5 basis points for certain Institutional asset allocation services to over 100 basis points for certain Retail and Private Wealth Management alternative services.

We calculate AUM using established market-based valuation methods and fair valuation (non-observable market) methods. Market-based valuation methods include: last sale/settle prices from an exchange for actively-traded listed equities, options and futures; evaluated bid prices from recognized pricing vendors for fixed income, asset-backed or mortgage-backed issues; mid prices from recognized pricing vendors and brokers for credit default swaps; and quoted bids or spreads from pricing vendors and brokers for other derivative products. Fair valuation methods include: discounted cash flow models, evaluation of assets versus liabilities or any other methodology that is validated and approved by our Valuation Committee (see paragraph immediately below for more information regarding our Valuation Committee). Fair valuation methods are used only where AUM cannot be valued using market-based valuation methods, such as in the case of private equity or illiquid securities. Investments utilizing fair valuation methods comprise an insignificant amount of our total AUM.

The Valuation Committee, which is composed of senior officers and employees, is responsible for overseeing the pricing and valuation of all investments held in client and AB portfolios. The Valuation Committee has adopted a Statement of Pricing Policies describing principles and policies that apply to pricing and valuing investments held in these portfolios. We also have a Pricing Group, which reports to the Valuation Committee, and is responsible for overseeing the pricing process for all investments.

[Table of Contents](#)

We sometimes charge our clients performance-based fees. In these situations, we charge a base advisory fee and are eligible to earn an additional performance-based fee or incentive allocation that is calculated as either a percentage of absolute investment results or a percentage of investment results in excess of a stated benchmark over a specified period of time. Some performance-based fees include a high-watermark provision, which generally provides that if a client account underperforms relative to its performance target (whether absolute or relative to a specified benchmark), it must gain back such underperformance before we can collect future performance-based fees. Therefore, if we fail to achieve our performance target for a particular period, we will not earn a performance-based fee for that period and, for accounts with a high-watermark provision, our ability to earn future performance-based fees will be impaired. We are eligible to earn performance-based fees on approximately 10% of the assets we manage for institutional clients, approximately 4% of the assets we manage for private wealth clients and approximately 1% of the assets we manage for retail clients (in total, approximately 6% of our AUM).

Our investment advisory and service fees increased \$109.1 million, or 5.9%, in 2014, primarily due to a \$109.5 million, or 6.1%, increase in base fees, which primarily resulted from an 5.6% increase in average AUM. Our investment advisory and services fees increased \$84.7 million, or 4.8%, in 2013, due to a \$97.7 million, or 5.8%, increase in base fees, which primarily resulted from a 6.4% increase in average AUM, partially offset by a \$13.0 million decrease in performance-based fees. The decrease in performance-based fees primarily was related to the \$39.6 million performance-based fee (“**PIIP Fee**”) we earned (\$18.0 million of which was paid to third party sub-advisors) during the third quarter of 2012 after we completed the liquidation of our PPIP fund.

Institutional investment advisory and service fees decreased \$5.0 million, or 1.2%, in 2014, due to a \$13.1 million decrease in performance-based fees, offset by an \$8.1 million, or 2.0%, increase in base fees. The base fee increase primarily was the result of a 4.0% increase in average AUM. Institutional investment advisory and service fees decreased \$46.6 million, or 9.6%, in 2013. The decrease primarily resulted from a \$23.4 million, or 5.5%, decrease in base fees due to the continued significant shift in product mix from actively managed equity services to actively managed fixed income services and a \$23.2 million decrease in performance-based fees (primarily as a result of the PPIP Fee). In 2013, average AUM for actively managed equity services decreased 29.6% while average AUM for actively managed fixed income services increased 7.3%.

Retail investment advisory and services fees increased \$42.0 million, or 5.1%, in 2014, due to a \$28.9 million, or 3.5%, increase in base fees and a \$13.1 million increase in performance-based fees. The base fee increase primarily was the result of a 6.8% increase in average AUM. The increase in base fees as compared to the increase in average AUM primarily is due to a shift in product mix from long-term non-U.S. global fixed income mutual funds to long-term U.S. mutual funds and other Retail products and services, which generally have lower fees as compared to long-term non-U.S. global fixed income mutual funds. Retail investment advisory and services fees increased \$126.9 million, or 18.2%, in 2013, primarily due to a 16.5% increase in average AUM. The increase in fees in 2013 as compared to an increase in average AUM primarily is due to a shift in product mix from long-term U.S. mutual funds and other Retail products and services to long-term non-U.S. global fixed income mutual funds, which generally have higher fees as compared to long-term U.S. mutual funds and other Retail products and services.

Private Wealth Management investment advisory and services fees increased \$72.1 million, or 12.3%, in 2014, due to a \$72.5 million, or 12.6%, increase in base fees, which primarily resulted from an 8.7% increase in average billable AUM. Base fees were favorably impacted by a shift in product mix toward actively managed equity and other services. Private Wealth Management investment advisory and services fees increased \$4.4 million, or 0.8%, in 2013, primarily due to an increase in performance-based fees of \$5.7 million, partially offset by a decrease in base fees of \$1.3 million, or 0.2%, as average billable AUM decreased 1.9%. The increase in fees reflected the impact of an asset mix shift from fixed income services to actively managed equity and other services.

Bernstein Research Services

Bernstein Research Services revenue consists principally of equity commissions received for providing equity research and brokerage-related services to institutional investors.

Revenues from Bernstein Research Services increased \$37.4 million, or 8.4%, in 2014. The increase was the result of strong growth across all regions and trading services. Revenues from Bernstein Research Services increased \$31.4 million, or 7.6%, in 2013 due to strong growth in Europe and Asia.

Distribution Revenues

AllianceBernstein Investments, Inc. and AllianceBernstein (Luxembourg) S.A. (one of our subsidiaries) act as distributors and/or placing agents of company-sponsored mutual funds and receive distribution services fees from certain of those funds as partial reimbursement of the distribution expenses they incur. Period-over-period fluctuations of distribution revenues typically are in line with fluctuations of the corresponding average AUM of these mutual funds.

[Table of Contents](#)

Distribution revenues decreased \$20.4 million, or 4.4%, in 2014, while the corresponding average AUM of these mutual funds decreased 3.0%. Average AUM of non B-share and non C-share mutual funds (which have lower distribution fee rates than B-share and C-share mutual funds) decreased 2.5%, while average AUM of B-share and C-share mutual funds decreased by 5.8%. Distribution revenues increased \$55.9 million, or 13.7%, in 2013, while the corresponding average AUM of these mutual funds grew 14.9%. Average AUM of non B-share and non C-share mutual funds (which have lower distribution fee rates than B-share and C-share mutual funds) increased 18.3%, while average AUM of B-share and C-share mutual funds decreased by 0.5%.

Dividend and Interest Income and Interest Expense

Dividend and interest income consists primarily of investment income and interest earned on customer margin balances and U.S. Treasury Bills. Interest expense principally reflects interest accrued on cash balances in customers' brokerage accounts. Dividend and interest income, net of interest expense, increased \$2.8 million in 2014 and decreased \$1.0 million in 2013.

Investment Gains (Losses)

Investment gains (losses) consist primarily of realized and unrealized investment gains or losses on: (i) employee long-term incentive compensation-related investments, (ii) investments owned by our consolidated venture capital fund, (iii) U.S. Treasury Bills, (iv) market-making in exchange-traded options and equities, (v) seed capital investments and (vi) derivatives. Investment gains (losses) also include realized gains or losses on the sale of seed capital investments classified as available-for-sale securities and equity in earnings of proprietary investments in limited partnership hedge funds that we sponsor and manage.

Investment gains (losses) are as follows:

	Years Ended December 31,		
	2014	2013	2012
	(in millions)		
Long-term incentive compensation-related investments			
Realized gains (losses)	\$ 3.1	\$ 1.8	\$ 1.3
Unrealized gains (losses)	(0.9)	15.0	15.4
Consolidated private equity fund investments			
Realized gains (losses)			
Non-public investments	—	(6.5)	(8.4)
Public securities	7.1	(3.8)	(8.6)
	7.1	(10.3)	(17.0)
Unrealized gains (losses)			
Non-public investments	5.1	11.3	11.0
Public securities	(10.9)	10.8	7.2
	(5.8)	22.1	18.2
Seed capital investments			
Realized gains (losses)			
Seed capital	22.3	21.3	14.6
Derivatives	(18.6)	(20.7)	(35.7)
	3.7	0.6	(21.1)
Unrealized gains (losses)			
Seed capital	(7.4)	9.9	39.1
Derivatives	(0.6)	1.6	0.1
	(8.0)	11.5	39.2
Brokerage-related investments			
Realized gains (losses)	(9.7)	(7.6)	(4.8)
Unrealized gains (losses)	1.5	0.2	(2.0)
	<u>\$ (9.0)</u>	<u>\$ 33.3</u>	<u>\$ 29.2</u>

Other Revenues

Other revenues consist of fees earned for transfer agency services provided to company-sponsored mutual funds, fees earned for administration and recordkeeping services provided to company-sponsored mutual funds and the general accounts of AXA and its subsidiaries, and other miscellaneous revenues. Other revenues increased \$3.8 million, or 3.6%, in 2014 primarily due to higher brokerage income and mutual fund reimbursements. Other revenues increased \$3.2 million, or 3.2%, in 2013 primarily due to higher shareholder servicing fees.

Expenses

The components of expenses are as follows:

	Years Ended December 31,			% Change	
	2014	2013	2012	2014-13	2013-12
	(in millions)				
Employee compensation and benefits	\$ 1,265.7	\$ 1,212.0	\$ 1,168.6	4.4%	3.7%
Promotion and servicing:					
Distribution-related payments	413.0	426.8	370.9	(3.2)	15.1
Amortization of deferred sales commissions	41.5	41.3	40.3	0.6	2.5
Other	224.6	204.6	198.4	9.8	3.1
	679.1	672.7	609.6	1.0	10.4
General and administrative:					
General and administrative	427.0	423.1	507.7	0.9	(16.7)
Real estate charges	0.1	28.4	223.0	(99.8)	(87.3)
	427.1	451.5	730.7	(5.4)	(38.2)
Contingent payment arrangements	(2.8)	(10.2)	0.7	(72.7)	n/m
Interest	2.8	3.0	3.4	(5.6)	(13.6)
Amortization of intangible assets	24.9	21.8	21.4	14.0	2.4
Total	\$ 2,396.8	\$ 2,350.8	\$ 2,534.4	2.0	(7.2)

Employee Compensation and Benefits

Employee compensation and benefits consist of base compensation (including salaries and severance), annual short-term incentive compensation awards (cash bonuses), annual long-term incentive compensation awards, commissions, fringe benefits and other employment costs (including recruitment, training, temporary help and meals).

Compensation expense as a percentage of net revenues was 42.1%, 41.6% and 42.7% for the years ended December 31, 2014, 2013 and 2012, respectively. Compensation expense generally is determined on a discretionary basis and is primarily a function of our firm's financial performance. Amounts are awarded to help us achieve our key compensation goals of attracting, motivating and retaining top talent, by providing awards for the past year's performance and providing incentives for future performance, while also helping ensure that our firm's Unitholders receive an appropriate return on their investment. Senior management, with the approval of the Compensation Committee ("Compensation Committee") of the Board of Directors ("Board") of AllianceBernstein Corporation, periodically confirms that the appropriate metric to consider in determining the amount of incentive compensation is the ratio of adjusted employee compensation and benefits expense to adjusted net revenues. Adjusted net revenues used in the adjusted compensation ratio are the same as the adjusted net revenues presented as a non-GAAP measure (*discussed earlier in this Item 7*). Adjusted employee compensation and benefits expense is total employee compensation and benefits expense minus other employment costs such as recruitment, training, temporary help and meals (which were 1.2%, 1.1% and 1.1% of adjusted net revenues for 2014, 2013 and 2012, respectively), and excludes the impact of mark-to-market vesting expense, as well as dividends and interest expense, associated with employee long-term incentive compensation-related investments. Senior management, with the approval of the Compensation Committee, also established as an objective that adjusted employee compensation and benefits expense generally should not exceed 50% of our adjusted net revenues, except in unexpected or unusual circumstances. Our ratios of adjusted compensation expense as a percentage of adjusted net revenues were 49.1%, 48.7% and 49.8%, respectively, for the years ended December 31, 2014, 2013 and 2012.

In 2014, employee compensation and benefits expense increased \$53.7 million, or 4.4%, primarily due to higher incentive compensation (\$33.3 million) and base compensation (\$30.8 million), offset by lower commissions (\$13.8 million). In 2013, employee compensation and benefits expense increased \$43.4 million, or 3.7%, primarily due to higher incentive compensation (\$52.0 million) and commissions (\$9.9 million), offset by lower base compensation (\$17.0 million).

Promotion and Servicing

Promotion and servicing expenses include distribution-related payments to financial intermediaries for distribution of AB mutual funds and amortization of deferred sales commissions paid to financial intermediaries for the sale of back-end load shares of AB mutual funds. Also included in this expense category are costs related to travel and entertainment, advertising and promotional materials.

Promotion and servicing expenses increased \$6.4 million, or 1.0%, in 2014. The increase primarily was the result of higher trade execution and clearing costs of \$8.7 million, higher marketing and communications costs of \$7.2 million, higher transfers fees of \$2.2 million and higher travel and entertainment of \$1.9 million, offset by lower distribution-related payments of \$13.8 million. Promotion and servicing expenses increased \$63.1 million, or 10.4%, in 2013. The increase primarily was the result of higher distribution-related payments of \$55.9 million (due to higher AUM), higher marketing costs of \$2.4 million, higher trade execution and clearing costs of \$2.0 million and higher transfer fees of \$1.2 million.

General and Administrative

General and administrative expenses include technology, professional fees, occupancy, communications and similar expenses. General and administrative expenses as a percentage of net revenues were 14.2% (regardless of whether or not real estate charges are excluded), 15.5% (14.5% excluding real estate charges) and 26.7% (18.6% excluding real estate charges) for the years ended December 31, 2014, 2013 and 2012, respectively. General and administrative expenses decreased \$24.4 million, or 5.4%, in 2014, primarily due to lower real estate charges of \$28.3 million, offset by higher portfolio services expense of \$5.0 million. General and administrative expenses decreased \$279.2 million, or 38.2%, in 2013, primarily due to lower real estate charges of \$194.6 million, lower occupancy expenses of \$37.5 million (excluding real estate charges), lower portfolio services expenses of \$22.5 million, lower professional fees of \$12.9 million and lower technology expenses of \$6.9 million.

Contingent Payment Arrangements

Contingent payment arrangements reflect changes in estimates of contingent payment liabilities associated with acquisitions in previous periods, as well as accretion expense of these liabilities. The credit to operating expenses of \$2.8 million in 2014 reflects the change in estimate of the contingent consideration payable relating to the acquisition of Sun America's alternative investment group of \$4.4 million recorded in the fourth quarter of 2014, offset by the accretion expense of \$1.6 million. The credit to operating expenses of \$10.2 million in 2013 reflects the change in estimate of the contingent consideration payable relating to the acquisition of Sun America's alternative investment group of \$10.8 million recorded in the fourth quarter of 2013, offset by accretion expense of \$0.6 million.

Income Taxes

AB, a private limited partnership, is not subject to federal or state corporate income taxes, but is subject to a 4.0% New York City unincorporated business tax ("UBT"). Our domestic corporate subsidiaries are subject to federal, state and local income taxes, and generally are included in the filing of a consolidated federal income tax return. Separate state and local income tax returns also are filed. Foreign corporate subsidiaries generally are subject to taxes in the jurisdictions where they are located.

Income tax expense increased \$1.0 million, or 2.6%, in 2014 compared to 2013. The increase primarily is due to higher pre-tax earnings in the current year partially offset by a lower effective tax rate in the current year of 6.2% compared to 6.5% in 2013. The lower effective tax rate in 2014 primarily is due to a valuation allowance release of \$10.7 million in one of our foreign subsidiaries, partially offset by an increase in tax reserves for uncertain tax positions of \$7.4 million. See Note 19 to AB's consolidated financial statements in Item 8 for a discussion of these discrete items.

Income tax expense increased \$23.1 million, or 167.6%, in 2013 compared to 2012. The increase primarily is due to significantly higher pre-tax earnings (in large part due to the 2012 real estate charges), partially offset by the impact of a lower effective tax rate in 2013 of 6.5% compared to 6.8% in 2012.

Net Income (Loss) in Consolidated Entities Attributable to Non-Controlling Interests

Net income (loss) of consolidated entities attributable to non-controlling interests primarily consists of limited partner interests owned by other investors representing 90% of the total limited partner interests in our consolidated venture capital fund. In 2014, we had \$0.4 million of net income of consolidated entities attributable to non-controlling interests, primarily due to a \$1.3 million net investment gain attributable to our consolidated venture capital fund (of which 90% belongs to non-controlling interests) and management fees of \$0.7 million. In 2013, we had \$9.7 million of net income of consolidated entities attributable to non-controlling interests, primarily due to an \$11.8 million net investment gain attributable to our consolidated venture capital fund and management fees of \$0.9 million.

Capital Resources and Liquidity

During 2014, net cash provided by operating activities was \$630.1 million, compared to \$505.6 million during 2013. The change primarily was due to a smaller decrease in broker-dealer related payables (net of receivables and segregated U.S. Treasury Bills activity) of \$129.8 million and higher cash provided by net income of \$114.0 million, partially offset by higher deferred sales commissions paid of \$72.8 million and a decrease in accrued compensation and benefits of \$42.2 million. During 2013, net cash provided by operating activities was \$505.6 million, compared to \$684.0 million during 2012. The change primarily resulted from a larger decrease in broker-dealer related payables (net of receivables and segregated U.S. Treasury Bills activity) of \$264.4 million, a decrease in accounts payable and accrued expenses of \$189.8 million, and higher net purchases of investments of \$147.7 million, due primarily to higher broker-dealer related purchases, partially offset by higher cash provided by net income of \$453.6 million.

During 2014, net cash used in investing activities was \$86.2 million, compared to \$57.1 million during 2013, reflecting higher acquisition costs (cash paid, net of cash acquired) of \$22.0 million. During 2013, net cash used in investing activities was \$57.1 million, compared to \$18.3 million during 2012, reflecting the acquisition we made in 2013 for \$38.6 million (cash paid, net of cash acquired).

During 2014, net cash used in financing activities was \$478.2 million, compared to \$562.4 million during 2013. The change reflects the issuance of commercial paper in 2014 as compared to repayments in 2013 (impact of \$275.6 million) and lower purchases of AB Holding Units to fund deferred compensation plans of \$21.5 million, partially offset by higher distributions to the General Partner and Unitholders of \$111.1 million as a result of higher earnings (distributions on earnings are paid one quarter in arrears) and a decrease in overdrafts payable of \$91.2 million. During 2013, net cash used in financing activities was \$562.4 million, compared to \$682.2 million during 2012. The change reflects lower purchases of AB Holding Units of \$126.4 million, lower net repayments of commercial paper of \$67.5 million, an increase in overdrafts payable of \$52.5 million and additional investment by AB Holding with the proceeds from the exercise of compensatory options to buy AB Holding Units of \$15.1 million, partially offset by higher distributions to the General Partner and Unitholders of \$139.8 million as a result of higher earnings (distributions on earnings are paid one quarter in arrears).

As of December 31, 2014, AB had \$555.5 million of cash and cash equivalents, all of which is available for liquidity, but consists primarily of cash on deposit for our broker-dealers to comply with various customer clearing activities and cash held by foreign subsidiaries for which a permanent investment election for U.S. tax purposes is taken. If the cash held at our foreign subsidiaries of \$337.3 million, which includes cash on deposit for our foreign broker-dealers, was to be repatriated to the U.S., we would be required to accrue and pay U.S. income taxes on these funds, based on the unremitted amount. Our current intent is to permanently reinvest these earnings outside the U.S.

Debt and Credit Facilities

As of December 31, 2014 and 2013, AB had \$489.0 million and \$268.4 million, respectively, in commercial paper outstanding with weighted average interest rates of approximately 0.3% for both periods. The commercial paper is short term in nature, and as such, recorded value is estimated to approximate fair value (and considered a Level 2 security in the fair value hierarchy). Average daily borrowings of commercial paper during 2014 and 2013 were \$335.0 million and \$282.0 million, respectively, with weighted average interest rates of approximately 0.2% and 0.3%, respectively.

AB has a \$1.0 billion committed, unsecured senior revolving credit facility (the “**Credit Facility**”) with a group of commercial banks and other lenders. The Credit Facility provides for possible increases in the principal amount by up to an aggregate incremental amount of \$250 million, any such increase being subject to the consent of the affected lenders. The Credit Facility is available for AB and Sanford C. Bernstein & Co., LLC (“**SCB LLC**”) business purposes, including the support of AB’s \$1.0 billion commercial paper program. Both AB and SCB LLC can draw directly under the Credit Facility and management may draw on the Credit Facility from time to time. AB has agreed to guarantee the obligations of SCB LLC under the Credit Facility.

The Credit Facility contains affirmative, negative and financial covenants, which are customary for facilities of this type, including, among other things, restrictions on dispositions of assets, restrictions on liens, a minimum interest coverage ratio and a maximum leverage ratio. As of December 31, 2014, we were in compliance with these covenants. The Credit Facility also includes customary events of default (with customary grace periods, as applicable), including provisions under which, upon the occurrence of an event of default, all outstanding loans may be accelerated and/or lender’s commitments may be terminated. Also, under such provisions, upon the occurrence of certain insolvency- or bankruptcy-related events of default, all amounts payable under the Credit Facility automatically would become immediately due and payable, and the lender’s commitments automatically would terminate.

[Table of Contents](#)

Amounts under the Credit Facility may be borrowed, repaid and re-borrowed by us from time to time until the maturity of the facility. Voluntary prepayments and commitment reductions requested by us are permitted at any time without fee (other than customary breakage costs relating to the prepayment of any drawn loans) upon proper notice and subject to a minimum dollar requirement. Borrowings under the Credit Facility bear interest at a rate per annum, which will be, at our option, a rate equal to an applicable margin, which is subject to adjustment based on the credit ratings of AB, plus one of the following indexes: London Interbank Offered Rate; a floating base rate; or the Federal Funds rate.

On October 22, 2014, as part of an amendment and restatement, the maturity date of the Credit Facility was extended from January 17, 2017 to October 22, 2019. There were no other significant changes included in the amendment.

As of December 31, 2014 and 2013, we had no amounts outstanding under the Credit Facility. During 2014 and 2013, we did not draw upon the Credit Facility.

In addition, SCB LLC has five uncommitted lines of credit with four financial institutions. Two of these lines of credit permit us to borrow up to an aggregate of approximately \$200 million, with AB named as an additional borrower, while three lines have no stated limit. As of December 31, 2014 and 2013, SCB LLC had no bank loans outstanding. Average daily borrowings of bank loans during 2014 and 2013 were \$5.5 million and \$6.2 million, respectively, with weighted average interest rates of approximately 1.1% and 1.0%, respectively.

Our financial condition and access to public and private debt markets should provide adequate liquidity for our general business needs. Management believes that cash flow from operations and the issuance of debt and AB Units or AB Holding Units will provide us with the resources necessary to meet our financial obligations. See "Risk Factors" in Item 1A and "Cautions Regarding Forward-Looking Statements" in this Item 7 for a discussion of credit markets and our ability to renew our credit facilities at expiration.

Off-Balance Sheet Arrangements and Aggregate Contractual Obligations

Guarantees

Under various circumstances, AB guarantees the obligations of its consolidated subsidiaries.

AB maintains a guarantee in connection with the Credit Facility. If SCB LLC is unable to meet its obligations, AB will pay the obligations when due or on demand. In addition, AB maintains guarantees totaling \$400 million for three of SCB LLC's uncommitted lines of credit.

AB maintains a guarantee with a commercial bank, under which we guarantee the obligations in the ordinary course of business of SCB LLC, Sanford C. Bernstein Limited ("SCBL") and AllianceBernstein Holdings (Cayman) Ltd. ("AB Cayman"). We also maintain three additional guarantees with other commercial banks under which we guarantee approximately \$398 million of obligations for SCBL. In the event that SCB LLC, SCBL or AB Cayman is unable to meet its obligations, AB will pay the obligations when due or on demand.

We also have three smaller guarantees with a commercial bank totaling approximately \$3 million, under which we guarantee certain obligations in the ordinary course of business of two foreign subsidiaries.

We have not been required to perform under any of the above agreements and currently have no liability in connection with these agreements.

Aggregate Contractual Obligations

Our contractual obligations as of December 31, 2014 are as follows:

	Payments Due by Period				
	Total	Less than 1 Year	1-3 Years (in millions)	3-5 Years	More than 5 Years
Commercial paper	\$ 489.0	\$ 489.0	\$ —	\$ —	\$ —
Operating leases, net of sublease commitments	1,156.5	94.7	185.0	163.6	713.2
Funding commitments	38.4	8.9	13.3	16.2	—
Accrued compensation and benefits	267.6	151.8	63.1	17.4	35.3
Unrecognized tax benefits	11.3	—	6.7	4.6	—
Total	\$ 1,962.8	\$ 744.4	\$ 268.1	\$ 201.8	\$ 748.5

During 2009, we entered into a subscription agreement under which we committed to invest up to \$35 million, as amended in 2011, in a venture capital fund over a six-year period. As of December 31, 2014, we have funded \$32.1 million of this commitment.

[Table of Contents](#)

During 2010, as general partner of AllianceBernstein U.S. Real Estate L.P. (“**Real Estate Fund**”), we committed to invest \$25 million in the Real Estate Fund. As of December 31, 2014, we have funded \$16.4 million of this commitment. During 2014, as general partner of AllianceBernstein U.S. Real Estate II L.P. (“**Real Estate Fund II**”), we committed to invest \$25 million in the Real Estate Fund II. As of December 31, 2014, we have not funded this commitment.

During 2012, we entered into an investment agreement under which we committed to invest up to \$8 million in an oil and gas fund over a three-year period. As of December 31, 2014, we have funded \$6.1 million of this commitment.

Accrued compensation and benefits amounts in the table above exclude our accrued pension obligation. Offsetting our accrued compensation obligations are long-term incentive compensation-related investments and money market investments we funded totaling \$103.8 million, which are included in our consolidated statement of financial condition. Any amounts reflected on the consolidated statement of financial condition as payables (to broker-dealers, brokerage clients and company-sponsored mutual funds) and accounts payable and accrued expenses are excluded from the table above.

We expect to make contributions to our qualified profit sharing plan of approximately \$13 million in each of the next four years. We currently do not plan to make a contribution to our qualified, defined benefit retirement plan during 2015.

Contingencies

See Note 13 to AB's consolidated financial statements in Item 8 for a discussion of our commitments and contingencies.

Critical Accounting Estimates

The preparation of the consolidated financial statements and notes to consolidated financial statements requires management to make estimates and judgments that affect the reported amounts of assets, liabilities, revenues and expenses.

Management believes that the critical accounting policies and estimates *discussed below* involve significant management judgment due to the sensitivity of the methods and assumptions used.

Variable Interest Entities

In accordance with ASU 2009-17, *Consolidations (Topic 810) – Improvements to Financial Reporting by Enterprises Involved with Variable Interest Entities*, the determination of whether a company is required to consolidate an entity is based on, among other things, an entity's purpose and design, a company's ability to direct the activities of the entity that most significantly impact the entity's economic performance, and whether a company is obligated to absorb losses or receive benefits that could potentially be significant to the entity. The standard also requires ongoing assessments of whether a company is the primary beneficiary of a variable interest entity (“**VIE**”).

Significant judgment is required in the determination of whether we are the primary beneficiary of a VIE. If we, together with our related party relationships, are determined to be the primary beneficiary of a VIE, the entity will be consolidated within our consolidated financial statements. In order to determine whether we are the primary beneficiary of a VIE, management must make significant estimates and assumptions of probable future cash flows and assign probabilities to different cash flow scenarios. Assumptions made in such analyses include, but are not limited to, market prices of securities, market interest rates, potential credit defaults on individual securities or default rates on a portfolio of securities, gain realization, liquidity or marketability of certain securities, discount rates and the probability of certain other outcomes.

We provide seed capital to our investment teams to develop new products and services for our clients. Initially, we may be the sole investor in our new products as a result of our seed investments and, from one reporting period to the next, our ownership fluctuates as our clients invest and withdraw assets. Our seed investment portfolio has a weighted average age of approximately 16 months and we turn over approximately 50% of the seed investments annually. These investments are temporary in nature. Our larger seed capital investments range from \$1 million to \$35 million, with an average size of \$10 million. The Audit Committee of the Board has established a ceiling of \$650 million for the seed investment program. We evaluate our seed investments on a quarterly basis and consolidate such investments as required pursuant to US GAAP.

Goodwill

As of December 31, 2014, we had goodwill of \$3.0 billion on the consolidated statement of financial condition. We have determined that AB has only one reporting segment and reporting unit. We test our goodwill annually, as of September 30, for impairment. As of September 30, 2014, the impairment test indicated that goodwill was not impaired. The carrying value of goodwill is also reviewed if facts and circumstances occur that suggest possible impairment, such as significant declines in AUM, revenues, earnings or the price of an AB Holding Unit.

[Table of Contents](#)

On an annual basis, or when circumstances warrant, we perform step one of our two-step goodwill impairment test. The first step of the goodwill impairment test is used to identify potential impairment by comparing the fair value of AB, the reporting unit, with its carrying value, including goodwill. If the fair value of the reporting unit exceeds its carrying value, goodwill is considered not impaired and the second step of the impairment test is not performed. However, if the carrying value of the reporting unit exceeds its fair value, the second step of the goodwill impairment test is performed to measure the amount of impairment loss, if any. The second step compares the implied fair value of the reporting unit to the aggregated fair values of its individual assets and liabilities to determine the amount of impairment, if any.

AB estimates its fair value under both the market approach and income approach. Under the market approach, the fair value of the reporting unit is based on its unadjusted market valuation (AB Units outstanding multiplied by the price of an AB Holding Unit) and adjusted market valuations assuming a control premium and earnings multiples. The price of a publicly-traded AB Holding Unit serves as a reasonable starting point for valuing an AB Unit because each represents the same fractional interest in our underlying business. Our market approach analysis also includes control premiums, which are based on an analysis of control premiums for relevant recent acquisitions, and comparable industry earnings multiples applied to our earnings forecast. Under the income approach, the fair value of the reporting unit is based on the present value of estimated future cash flows. Determining estimated fair value using a discounted cash flow valuation technique consists of applying business growth rate assumptions over the estimated life of the goodwill asset and then discounting the resulting expected cash flows using an estimated weighted average cost of capital of market participants to arrive at a present value amount that approximates fair value.

Real Estate Charges

During 2010 and 2012, we performed comprehensive reviews of our office real estate requirements and determined to consolidate office space and sub-lease the excess office space. As a result, we recorded real estate charges that reflect the net present value of the difference between the amount of our on-going contractual lease obligations for the vacated floors and our estimate of current market rental rates for such floors. The charges we recorded were based on current assumptions at the time of the charges regarding sublease marketing periods, costs to prepare the properties to market, market rental rates, broker commissions and subtenant allowances/incentives, all of which are factors largely beyond our control. If our assumptions prove to be incorrect, we may need to record additional charges or reduce previously recorded charges. We review the assumptions and estimates we used in recording these charges on a quarterly basis.

Loss Contingencies

Management continuously reviews with legal counsel the status of regulatory matters and pending or threatened litigation. We evaluate the likelihood that a loss contingency exists and record a loss contingency if it is both probable and reasonably estimable as of the date of the financial statements. *See Note 13 to AB's consolidated financial statements in Item 8.*

Accounting Pronouncements

See Note 2 to AB's consolidated financial statements in Item 8.

Cautions Regarding Forward-Looking Statements

Certain statements provided by management in this report are “forward-looking statements” within the meaning of the Private Securities Litigation Reform Act of 1995. Such forward-looking statements are subject to risks, uncertainties and other factors that could cause actual results to differ materially from future results expressed or implied by such forward-looking statements. The most significant of these factors include, but are not limited to, the following: the performance of financial markets, the investment performance of sponsored investment products and separately-managed accounts, general economic conditions, industry trends, future acquisitions, integration of acquired companies, competitive conditions and government regulations, including changes in tax regulations and rates and the manner in which the earnings of publicly-traded partnerships are taxed. We caution readers to carefully consider such factors. Further, these forward-looking statements speak only as of the date on which such statements are made; we undertake no obligation to update any forward-looking statements to reflect events or circumstances after the date of such statements. For further information regarding these forward-looking statements and the factors that could cause actual results to differ, see “Risk Factors” in Item 1A. Any or all of the forward-looking statements that we make in this Form 10-K, other documents we file with or furnish to the SEC, and any other public statements we issue, may turn out to be wrong. It is important to remember that other factors besides *those listed in “Risk Factors” and those listed below* could also adversely affect our revenues, financial condition, results of operations and business prospects.

The forward-looking statements referred to in the preceding paragraph, most of which directly affect AB but also affect AB Holding because AB Holding’s principal source of income and cash flow is attributable to its investment in AB, include statements regarding:

- ***Our belief that the cash flow AB Holding realizes from its investment in AB will provide AB Holding with the resources necessary to meet its financial obligations:*** AB Holding’s cash flow is dependent on the quarterly cash distributions it receives from AB. Accordingly, AB Holding’s ability to meet its financial obligations is dependent on AB’s cash flow from its operations, which is subject to the performance of the capital markets and other factors beyond our control.
- ***Our financial condition and ability to access the public and private capital markets providing adequate liquidity for our general business needs:*** Our financial condition is dependent on our cash flow from operations, which is subject to the performance of the capital markets, our ability to maintain and grow client assets under management and other factors beyond our control. Our ability to access public and private capital markets on reasonable terms may be limited by adverse market conditions, our firm’s credit ratings, our profitability and changes in government regulations, including tax rates and interest rates.
- ***The outcome of litigation:*** Litigation is inherently unpredictable, and excessive damage awards do occur. Though we have stated that we do not expect certain pending legal proceedings to have a material adverse effect on our results of operations, financial condition or liquidity, any settlement or judgment with respect to a pending or future legal proceeding could be significant, and could have such an effect.
- ***The possibility that we will engage in open market purchases of AB Holding Units to help fund anticipated obligations under our incentive compensation award program:*** The number of AB Holding Units AB may decide to buy in future periods, if any, to help fund incentive compensation awards depends on various factors, some of which are beyond our control, including the fluctuation in the price of an AB Holding Unit (NYSE: AB) and the availability of cash to make these purchases.
- ***Our determination that adjusted employee compensation expense should not exceed 50% of our adjusted net revenues:*** Aggregate employee compensation reflects employee performance and competitive compensation levels. Fluctuations in our revenues and/or changes in competitive compensation levels could result in adjusted employee compensation expense exceeding 50% of our adjusted net revenues.

Item 7A. Quantitative and Qualitative Disclosures about Market Risk

AB Holding

Market Risk, Risk Management and Derivative Financial Instruments

AB Holding's sole investment is AB Units. AB Holding did not own, nor was it a party to, any derivative financial instruments during the years ended December 31, 2014, 2013 and 2012.

AB

Market Risk, Risk Management and Derivative Financial Instruments

AB's investments consist of trading, available-for-sale investments and other investments. Trading and available-for-sale investments include U.S. Treasury Bills, mutual funds, exchange-traded options and various separately-managed portfolios consisting of equity and fixed income securities. Trading investments are purchased for short-term investment, principally to fund liabilities related to long-term incentive compensation plans and to seed new investment services. Although available-for-sale investments are purchased for long-term investment, the portfolio strategy considers them available-for-sale from time to time due to changes in market interest rates, equity prices and other relevant factors. Other investments include investments in hedge funds sponsored by AB, our consolidated venture capital fund and other private equity investment vehicles.

We enter into various futures, forwards and swaps primarily to economically hedge our seed capital investments. We do not hold any derivatives designated in a formal hedge relationship under ASC 815-10, *Derivatives and Hedging*. See Note 7 to AB's consolidated financial statements in Item 8.

Trading and Non-Trading Market Risk Sensitive Instruments

Investments with Interest Rate Risk—Fair Value

The table below provides our potential exposure with respect to our fixed income investments, measured in terms of fair value, to an immediate 100 basis point increase in interest rates at all maturities from the levels prevailing as of December 31, 2014 and 2013. Such a fluctuation in interest rates is a hypothetical rate scenario used to calibrate potential risk and does not represent our view of future market movements. While these fair value measurements provide a representation of interest rate sensitivity of our investments in fixed income mutual funds and fixed income hedge funds, they are based on our exposures at a particular point in time and may not be representative of future market results. These exposures will change as a result of ongoing changes in investments in response to our assessment of changing market conditions and available investment opportunities:

	As of December 31,			
	2014		2013	
	Fair Value	Effect of +100 Basis Point Change	Fair Value	Effect of +100 Basis Point Change
	(in thousands)			
Fixed Income Investments:				
Trading	\$ 196,041	\$ (10,684)	\$ 237,325	\$ (12,910)
Available-for-sale	221	(12)	64	(3)

Investments with Equity Price Risk—Fair Value

Our investments also include investments in equity securities, mutual funds and hedge funds. The following table provides our potential exposure with respect to our equity investments, measured in terms of fair value, to an immediate 10% drop in equity prices from those prevailing as of December 31, 2014 and 2013. A 10% decrease in equity prices is a hypothetical scenario used to calibrate potential risk and does not represent our view of future market movements. While these fair value measurements provide a representation of equity price sensitivity of our investments in equity securities, mutual funds and hedge funds, they are based on our exposures at a particular point in time and may not be representative of future market results. These exposures will change as a result of ongoing portfolio activities in response to our assessment of changing market conditions and available investment opportunities:

	As of December 31,			
	2014		2013	
	Fair Value	Effect of -10% Equity Price Change	Fair Value	Effect of -10% Equity Price Change
Equity Investments:				
Trading	\$ 409,792	\$ (40,979)	\$ 336,786	\$ (33,679)
Available-for-sale and other investments	157,421	(15,742)	205,419	(20,542)

[Table of Contents](#)

Item 8. Financial Statements and Supplementary Data

Report of Independent Registered Public Accounting Firm

To the General Partner and Unitholders of
AllianceBernstein Holding L.P.:

In our opinion, the accompanying statements of financial condition and the related statements of income, comprehensive income, changes in partners' capital and cash flows present fairly, in all material respects, the financial position of AllianceBernstein Holding L.P. ("AB Holding") at December 31, 2014 and 2013, and the results of its operations and its cash flows for each of the three years in the period ended December 31, 2014 in conformity with accounting principles generally accepted in the United States of America. Also in our opinion, AB Holding maintained, in all material respects, effective internal control over financial reporting as of December 31, 2014, based on criteria established in *Internal Control-Integrated Framework (2013)* issued by the Committee of Sponsoring Organizations of the Treadway Commission (COSO). AB Holding's management is responsible for these financial statements, for maintaining effective internal control over financial reporting and for its assessment of the effectiveness of internal control over financial reporting, included in *Management's Report on Internal Control over Financial Reporting* appearing under Item 9A. Our responsibility is to express opinions on these financial statements and on AB Holding's internal control over financial reporting based on our integrated audits. We conducted our audits in accordance with the standards of the Public Company Accounting Oversight Board (United States). Those standards require that we plan and perform the audits to obtain reasonable assurance about whether the financial statements are free of material misstatement and whether effective internal control over financial reporting was maintained in all material respects. Our audits of the financial statements included examining, on a test basis, evidence supporting the amounts and disclosures in the financial statements, assessing the accounting principles used and significant estimates made by management, and evaluating the overall financial statement presentation. Our audit of internal control over financial reporting included obtaining an understanding of internal control over financial reporting, assessing the risk that a material weakness exists, and testing and evaluating the design and operating effectiveness of internal control based on the assessed risk. Our audits also included performing such other procedures as we considered necessary in the circumstances. We believe that our audits provide a reasonable basis for our opinions.

A company's internal control over financial reporting is a process designed to provide reasonable assurance regarding the reliability of financial reporting and the preparation of financial statements for external purposes in accordance with generally accepted accounting principles. A company's internal control over financial reporting includes those policies and procedures that (i) pertain to the maintenance of records that, in reasonable detail, accurately and fairly reflect the transactions and dispositions of the assets of the company; (ii) provide reasonable assurance that transactions are recorded as necessary to permit preparation of financial statements in accordance with generally accepted accounting principles, and that receipts and expenditures of the company are being made only in accordance with authorizations of management and directors of the company; and (iii) provide reasonable assurance regarding prevention or timely detection of unauthorized acquisition, use, or disposition of the company's assets that could have a material effect on the financial statements.

Because of its inherent limitations, internal control over financial reporting may not prevent or detect misstatements. Also, projections of any evaluation of effectiveness to future periods are subject to the risk that controls may become inadequate because of changes in conditions, or that the degree of compliance with the policies or procedures may deteriorate.

/s/ PricewaterhouseCoopers LLP

New York, New York

February 12, 2015

AllianceBernstein Holding L.P.

Statements of Financial Condition

	December 31,	
	2014	2013
	(in thousands, except unit amounts)	
ASSETS		
Investment in AB	\$ 1,627,740	\$ 1,533,654
Other assets	152	—
Total assets	\$ 1,627,892	\$ 1,533,654
LIABILITIES AND PARTNERS' CAPITAL		
Liabilities:		
Other liabilities	\$ 382	\$ 776
Total liabilities	382	776
Commitments and contingencies (See Note 7)		
Partners' capital:		
General Partner: 100,000 general partnership units issued and outstanding	1,374	1,377
Limited partners: 100,656,999 and 95,928,494 limited partnership units issued and outstanding	1,668,585	1,558,080
AB Holding Units held by AB to fund long-term incentive compensation plans	(13,280)	(14,045)
Accumulated other comprehensive income (loss)	(29,169)	(12,534)
Total partners' capital	1,627,510	1,532,878
Total liabilities and partners' capital	\$ 1,627,892	\$ 1,533,654

See Accompanying Notes to Financial Statements.

AllianceBernstein Holding L.P.

Statements of Income

	Years Ended December 31,		
	2014	2013	2012
	(in thousands, except per unit amounts)		
Equity in net income attributable to AB Unitholders	\$ 203,277	\$ 185,912	\$ 70,807
Income taxes	22,463	20,410	19,722
Net income	\$ 180,814	\$ 165,502	\$ 51,085
Net income per unit:			
Basic	\$ 1.87	\$ 1.72	\$ 0.51
Diluted	\$ 1.86	\$ 1.71	\$ 0.51

See Accompanying Notes to Financial Statements.

AllianceBernstein Holding L.P.

Statements of Comprehensive Income

	Years Ended December 31,		
	2014	2013	2012
		(in thousands)	
Net income	\$ 180,814	\$ 165,502	\$ 51,085
Other comprehensive income (loss):			
Foreign currency translation adjustments	(7,655)	(4,479)	(453)
Income tax (expense) benefit	(78)	146	296
Foreign currency translation adjustments, net of tax	(7,733)	(4,333)	(157)
Unrealized gains on investments:			
Unrealized gains arising during period	602	210	516
Less: reclassification adjustments for gains included in net income	7	1,670	17
Changes in unrealized gains (losses) on investments	595	(1,460)	499
Income tax (expense) benefit	(283)	430	(242)
Unrealized gains (losses) on investments, net of tax	312	(1,030)	257
Changes in employee benefit related items:			
Amortization of transition asset	—	(18)	(54)
Amortization of prior service cost	(1,841)	2,077	40
Recognized actuarial (loss) gain	(7,486)	9,144	(3,792)
Changes in employee benefit related items	(9,327)	11,203	(3,806)
Income tax benefit (expense)	113	(173)	(50)
Employee benefit related items, net of tax	(9,214)	11,030	(3,856)
Other comprehensive (loss) income	(16,635)	5,667	(3,756)
Comprehensive income	\$ 164,179	\$ 171,169	\$ 47,329

See Accompanying Notes to Financial Statements.

AllianceBernstein Holding L.P.

Statements of Changes in Partners' Capital

	Years Ended December 31,		
	2014	2013	2012
	(in thousands)		
General Partner's Capital			
Balance, beginning of year	\$ 1,377	\$ 1,369	\$ 1,416
Net income	186	167	49
Cash distributions to Unitholders	(189)	(159)	(96)
Balance, end of year	<u>1,374</u>	<u>1,377</u>	<u>1,369</u>
Limited Partners' Capital			
Balance, beginning of year	1,558,080	1,723,172	1,760,388
Net income	180,628	165,335	51,036
Cash distributions to Unitholders	(182,535)	(142,793)	(88,252)
Retirement of AB Holding Units	(14,577)	(287,303)	—
Issuance of AB Holding Units to fund long-term incentive compensation plan awards	108,034	84,531	—
Exercise of compensatory options to buy AB Holding Units	18,955	15,138	—
Balance, end of year	<u>1,668,585</u>	<u>1,558,080</u>	<u>1,723,172</u>
AB Holding Units held by AB to fund long-term incentive compensation plans			
Balance, beginning of year	(14,045)	(146,258)	(121,186)
AB Holding Units held by AB to fund long-term incentive compensation plans	765	132,213	(25,072)
Balance, end of year	<u>(13,280)</u>	<u>(14,045)</u>	<u>(146,258)</u>
Accumulated Other Comprehensive Income (Loss)			
Balance, beginning of year	(12,534)	(18,201)	(14,445)
Unrealized gain (loss) on investments, net of tax	312	(1,030)	257
Foreign currency translation adjustment, net of tax	(7,733)	(4,333)	(157)
Changes in employee benefit related items, net of tax	(9,214)	11,030	(3,856)
Balance, end of year	<u>(29,169)</u>	<u>(12,534)</u>	<u>(18,201)</u>
Total Partners' Capital	<u>\$ 1,627,510</u>	<u>\$ 1,532,878</u>	<u>\$ 1,560,082</u>

See Accompanying Notes to Financial Statements.

AllianceBernstein Holding L.P.

Statements of Cash Flows

	Years Ended December 31,		
	2014	2013	2012
	(in thousands)		
Cash flows from operating activities:			
Net income	\$ 180,814	\$ 165,502	\$ 51,085
Adjustments to reconcile net income to net cash provided by operating activities:			
Equity in net income attributable to AB Unitholders	(203,277)	(185,912)	(70,807)
Cash distributions received from AB	203,919	166,324	120,950
Changes in assets and liabilities:			
(Increase) decrease in other assets	(152)	5,957	(4,885)
Increase in due to AB	—	3,173	3,600
(Decrease) increase in other liabilities	(394)	418	—
Net cash provided by operating activities	180,910	155,462	99,943
Cash flows from investing activities:			
Investments in AB from cash distributions paid to AB consolidated rabbi trust	—	(14,076)	(11,595)
Investments in AB with proceeds from exercises of compensatory options to buy AB Holding Units	(18,955)	(15,138)	—
Net cash used in investing activities	(18,955)	(29,214)	(11,595)
Cash flows from financing activities:			
Cash distributions to Unitholders	(182,724)	(142,952)	(88,348)
Capital contributions from AB	1,814	1,566	—
Proceeds from exercise of compensatory options to buy AB Holding Units	18,955	15,138	—
Net cash used in financing activities	(161,955)	(126,248)	(88,348)
Change in cash and cash equivalents	—	—	—
Cash and cash equivalents as of beginning of the year	—	—	—
Cash and cash equivalents as of end of the year	\$ —	\$ —	\$ —
Cash paid:			
Income taxes	\$ 23,009	\$ 19,981	\$ 24,606
Non-cash investing activities:			
Issuance of AB Holding Units to fund long-term incentive compensation plan awards	108,034	84,531	—
Retirement of AB Holding Units	(14,577)	(287,303)	—

See Accompanying Notes to Financial Statements.

AllianceBernstein Holding L.P.

Notes to Financial Statements

The words “we” and “our” refer collectively to AllianceBernstein Holding L.P. (“AB Holding”) and AllianceBernstein L.P. and its subsidiaries (“AB”), or to their officers and employees. Similarly, the word “company” refers to both AB Holding and AB. Where the context requires distinguishing between AB Holding and AB, we identify which of them is being discussed. Cross-references are in italics.

1. Business Description and Organization

AB Holding’s principal source of income and cash flow is attributable to its investment in AB limited partnership interests.

AB provides research, diversified investment management and related services globally to a broad range of clients. Its principal services include:

- Institutional Services—servicing its institutional clients, including private and public pension plans, foundations and endowments, insurance companies, central banks and governments worldwide, and affiliates such as AXA and its subsidiaries, by means of separately-managed accounts, sub-advisory relationships, structured products, collective investment trusts, mutual funds, hedge funds and other investment vehicles.
- Retail Services—servicing its retail clients, primarily by means of retail mutual funds sponsored by AB or an affiliated company, sub-advisory relationships with mutual funds sponsored by third parties, separately-managed account programs sponsored by financial intermediaries worldwide and other investment vehicles.
- Private Wealth Management Services—servicing its private clients, including high-net-worth individuals and families, trusts and estates, charitable foundations, partnerships, private and family corporations, and other entities (including most institutions for which AB manages accounts with less than \$25 million in assets), by means of separately-managed accounts, hedge funds, mutual funds and other investment vehicles.
- Bernstein Research Services—servicing institutional investors, such as pension fund, hedge fund and mutual fund managers, seeking high-quality fundamental research, quantitative services and brokerage-related services in equities and listed options.

AB also provides distribution, shareholder servicing, transfer agency services and administrative services to the mutual funds it sponsors.

AB’s high-quality, in-depth research is the foundation of its business. AB’s research disciplines include economic, fundamental equity, fixed income and quantitative research. In addition, AB has experts focused on multi-asset strategies, wealth management and alternative investments.

AB provides a broad range of investment services with expertise in:

- Actively managed equity strategies, with global and regional portfolios across capitalization ranges and investment strategies, including value, growth and core equities;
- Actively managed traditional and unconstrained fixed income strategies, including taxable and tax-exempt strategies;
- Passive management, including index and enhanced index strategies;
- Alternative investments, including hedge funds, fund of funds and private equity (*e.g.*, direct real estate investing); and
- Multi-asset solutions and services, including dynamic asset allocation, customized target-date funds and target-risk funds.

AB’s services span various investment disciplines, including market capitalization (*e.g.*, large-, mid- and small-cap equities), term (*e.g.*, long-, intermediate- and short-duration debt securities), and geographic location (*e.g.*, U.S., international, global, emerging markets, regional and local), in major markets around the world.

As of December 31, 2014, AXA, a *société anonyme* organized under the laws of France and the holding company for an international group of insurance and related financial services companies, through certain of its subsidiaries (“**AXA and its subsidiaries**”) owns approximately 1.4% of the issued and outstanding units representing assignments of beneficial ownership of limited partnership interests in AB Holding (“**AB Holding Units**”).

[Table of Contents](#)

As of December 31, 2014, the ownership structure of AB, expressed as a percentage of general and limited partnership interests, is as follows:

AXA and its subsidiaries	62.1%
AB Holding	36.5
Unaffiliated holders	1.4
	<u>100.0%</u>

AllianceBernstein Corporation (an indirect wholly-owned subsidiary of AXA, “**General Partner**”) is the general partner of both AB Holding and AB. AllianceBernstein Corporation owns 100,000 general partnership units in AB Holding and a 1% general partnership interest in AB. Including both the general partnership and limited partnership interests in AB Holding and AB, AXA and its subsidiaries have an approximate 62.7% economic interest in AB as of December 31, 2014.

2. Summary of Significant Accounting Policies

Basis of Presentation

The financial statements have been prepared in accordance with accounting principles generally accepted in the United States of America. The preparation of the financial statements requires management to make certain estimates and assumptions that affect the reported amounts of assets and liabilities and disclosure of contingent assets and liabilities at the dates of the financial statements and the reported amounts of revenues and expenses during the reporting periods. Actual results could differ from those estimates.

AB Holding’s financial statements and notes should be read in conjunction with the consolidated financial statements and notes of AB, which are included in this Form 10-K.

Investment in AB

AB Holding records its investment in AB using the equity method of accounting. AB Holding’s investment is increased to reflect its proportionate share of income of AB and decreased to reflect its proportionate share of losses of AB and cash distributions made by AB to its Unitholders. In addition, its investment is adjusted to reflect its proportionate share of certain capital transactions of AB.

Cash Distributions

AB Holding is required to distribute all of its Available Cash Flow, as defined in the Amended and Restated Agreement of Limited Partnership of AB Holding (“**AB Holding Partnership Agreement**”), to its Unitholders *pro rata* in accordance with their percentage interests in AB Holding. Available Cash Flow is defined as the cash distributions AB Holding receives from AB minus such amounts as the General Partner determines, in its sole discretion, should be retained by AB Holding for use in its business or plus such amounts as the General Partner determines, in its sole discretion, should be released from previously retained cash flow.

On February 12, 2015, the General Partner declared a distribution of \$0.57 per unit, representing a distribution of Available Cash Flow for the three months ended December 31, 2014. Each general partnership unit in AB Holding is entitled to receive distributions equal to those received by each AB Holding Unit. The distribution is payable on March 12, 2015 to holders of record at the close of business on February 23, 2015.

Total cash distributions per Unit paid to Unitholders during 2014, 2013 and 2012 were \$1.89, \$1.59 and \$0.95, respectively.

Long-term Incentive Compensation Plans

AB maintains several unfunded, non-qualified long-term incentive compensation plans, under which the company grants awards of restricted AB Holding Units and options to buy AB Holding Units to its employees and members of the Board of Directors (“**Eligible Directors**”) who are not employed by AB or by any of AB’s affiliates.

AB funds its restricted AB Holding Unit awards either by purchasing AB Holding Units on the open market or purchasing newly-issued AB Holding Units from AB Holding, all of which are held in a consolidated rabbi trust until they are distributed to employees or retired. In accordance with the AB Holding Partnership Agreement, when AB purchases newly-issued AB Holding Units from AB Holding, AB Holding is required to use the proceeds it receives from AB to purchase the equivalent number of newly-issued AB Units, thus increasing its percentage ownership interest in AB. AB Holding Units held in the consolidated rabbi trust are corporate assets in the name of the trust and are available to the general creditors of AB.

[Table of Contents](#)

During 2014 and 2013, AB purchased 3.6 million and 5.2 million AB Holding Units for \$92.8 million and \$111.3 million, respectively (on a trade date basis). These amounts reflect open-market purchases of 0.3 million and 1.9 million AB Holding Units for \$7.2 million and \$38.5 million, respectively, with the remainder relating to purchases of AB Holding Units from employees to allow them to fulfill statutory tax withholding requirements at the time of distribution of long-term incentive compensation awards.

Each quarter, AB implements plans to repurchase AB Holding Units pursuant to Rule 10b5-1 under the Securities Exchange Act of 1934, as amended (“**Exchange Act**”). A Rule 10b5-1 plan allows a company to repurchase its shares at times when it otherwise might be prevented from doing so because of self-imposed trading blackout periods or because it possesses material non-public information. Each broker selected by AB has the authority under the terms and limitations specified in the plan to repurchase AB Holding Units on AB’s behalf in accordance with the terms of the plan. Repurchases are subject to regulations promulgated by the U.S. Securities and Exchange Commission (“**SEC**”) as well as certain price, market volume and timing constraints specified in the plan. The plan adopted during the fourth quarter of 2014 expired at the close of business on February 11, 2015. AB may adopt additional Rule 10b5-1 plans in the future to engage in open-market purchases of AB Holding Units to help fund anticipated obligations under its incentive compensation award program and for other corporate purposes.

During 2014, AB granted to employees and Eligible Directors 7.6 million restricted AB Holding Unit awards (including 6.6 million granted in December for 2014 year-end awards). During 2013, AB granted to employees and Eligible Directors 13.9 million restricted AB Holding Unit awards (including 6.5 million granted in December 2013 for 2013 year-end awards and 6.5 million granted in January 2013 for 2012 year-end awards). Prior to the third quarter of 2013 (and our decision described in the next paragraph to retire unallocated AB Holding Units in AB’s consolidated rabbi trust), AB funded awards by allocating previously repurchased AB Holding Units that had been held in the rabbi trust. In 2014, AB used AB Holding Units repurchased during the fourth quarter of 2014 and newly-issued AB Holding Units to fund restricted AB Holding Units awards.

Effective July 1, 2013, management retired all unallocated AB Holding Units in AB’s consolidated rabbi trust. To retire such units, AB delivered the unallocated AB Holding Units held in the rabbi trust to AB Holding in exchange for the same number of AB units. Each entity then retired its units. As a result, on July 31, 2013, each of AB’s and AB Holding’s units outstanding decreased by approximately 13.1 million units. AB and AB Holding intend (subject to compliance with applicable safe harbor rules to avoid AB being treated as a publicly-traded partnership) to retire additional units as AB purchases AB Holding Units on the open market or from employees to allow them to fulfill statutory tax withholding requirements at the time of distribution of long-term incentive compensation awards, if such units are not required to fund new employee awards in the near future. If a sufficient number of AB Holding Units is not available in the rabbi trust to fund new awards, AB will purchase newly-issued AB Holding Units from AB Holding, as was done in 2014 and 2013.

During 2014, AB Holding issued 1.1 million AB Holding Units upon exercise of options to buy AB Holding Units. AB Holding used the proceeds of \$19.0 million received from employees as payment in cash for the exercise price to purchase the equivalent number of newly-issued AB Units.

3. Net Income Per Unit

Basic net income per unit is derived by dividing net income by the basic weighted average number of units outstanding for each year. Diluted net income per unit is derived by adjusting net income for the assumed dilutive effect of compensatory options (“**Net income - diluted**”) and dividing by the diluted weighted average number of units outstanding for each year.

	Years Ended December 31,		
	2014	2013	2012
	(in thousands, except per unit amounts)		
Net income - basic	\$ 180,814	\$ 165,502	\$ 51,085
Additional allocation of equity in net income attributable to AB resulting from assumed dilutive effect of compensatory options	1,536	1,166	—
Net income - diluted	<u>\$ 182,350</u>	<u>\$ 166,668</u>	<u>\$ 51,085</u>
Weighted average units outstanding - basic	96,802	96,461	101,067
Dilutive effect of compensatory options	1,148	961	1
Weighted average units outstanding - diluted	<u>97,950</u>	<u>97,422</u>	<u>101,068</u>
Basic net income per unit	\$ 1.87	\$ 1.72	\$ 0.51
Diluted net income per unit	\$ 1.86	\$ 1.71	\$ 0.51

[Table of Contents](#)

For the years ended December 31, 2014, 2013 and 2012, we excluded 2,806,033, 2,923,035 and 8,438,902 options, respectively, from the diluted net income per unit computation due to their anti-dilutive effect. Weighted average units outstanding do not include AB Holding's proportional share (35.9% in 2013 and 37.5% in 2012) of the unallocated AB Holding Units then held by AB in its consolidated rabbi trust.

As discussed in Note 2, on July 1, 2013, management retired all unallocated AB Holding Units in AB's consolidated rabbi trust, and, since that time, has continued to retire units as AB has purchased AB Holding Units on the open market or from employees to allow them to fulfill statutory tax withholding requirements at the time of distribution of long-term incentive compensation awards, if such units are not required to fund new employee awards in the near future.

4. Investment in AB

Changes in AB Holding's investment in AB for the years ended December 31, 2014 and 2013 are as follows:

	<u>2014</u>	<u>2013</u>
	(in thousands)	
Investment in AB as of January 1,	\$ 1,533,654	\$ 1,560,536
Equity in net income attributable to AB Unitholders	203,277	185,912
Changes in accumulated other comprehensive income (loss)	(16,635)	5,667
Cash distributions received from AB	(203,919)	(166,324)
Additional investments in AB from cash distributions paid to AB consolidated rabbi trust	—	14,076
Additional investments with proceeds from exercises of compensatory options to buy AB Holding Units, net	18,955	15,138
Reclassification of payable to AB	—	(9,226)
Capital contributions from AB	(1,814)	(1,566)
AB Holding Units retired	(14,577)	(287,303)
AB Holding Units issued to fund long-term incentive compensation plans	108,034	84,531
Change in AB Holding Units held by AB for long-term incentive compensation plans	765	132,213
Investment in AB as of December 31,	<u>\$ 1,627,740</u>	<u>\$ 1,533,654</u>

As of June 30, 2013, AB Holding had a payable to AB balance of \$9.2 million. During the second quarter of 2013, management determined that the liability should be settled only upon liquidation of AB Holding. As a result of this determination, and due to the affiliated nature of AB Holding and AB, this liability has been included as a reduction in AB Holding's investment in AB in the statement of financial condition as of December 31, 2013.

5. Units Outstanding

Changes in AB Holding Units outstanding for the years ended December 31, 2014 and 2013 are as follows:

	<u>2014</u>	<u>2013</u>
Outstanding as of January 1,	96,028,494	105,173,342
Options exercised	1,110,070	887,642
Units issued	4,193,445	3,935,345
Units retired	(575,010)	(13,967,835)
Outstanding as of December 31,	<u>100,756,999</u>	<u>96,028,494</u>

As discussed in Note 2, on July 1, 2013, management retired all unallocated AB Holding Units in AB's consolidated rabbi trust, and, since that time, has continued to retire units as AB has purchased AB Holding Units on the open market or from employees to allow them to fulfill statutory tax withholding requirements at the time of distribution of long-term incentive compensation awards, if such units are not required to fund new employee awards in the near future.

6. Income Taxes

AB Holding is a “grandfathered” publicly-traded partnership (“PTP”) for federal tax purposes and, accordingly, is not subject to federal or state corporate income taxes. However, AB Holding is subject to the 4.0% New York City unincorporated business tax (“UBT”), net of credits for UBT paid by AB, and to a 3.5% federal tax on partnership gross income from the active conduct of a trade or business. AB Holding’s partnership gross income is derived from its interest in AB.

The principal reasons for the difference between AB Holding’s effective tax rates and the UBT statutory tax rate of 4.0% are as follows:

	Years Ended December 31,					
	2014		2013		2012	
	(in thousands)					
UBT statutory rate	\$ 8,131	4.0%	\$ 7,490	4.0%	\$ 2,832	4.0%
Federal tax on partnership gross business income	22,131	10.9	19,944	10.7	19,348	27.3
State income taxes	332	0.2	466	0.3	374	0.6
Credit for UBT paid by AB	(8,131)	(4.0)	(7,490)	(4.0)	(2,832)	(4.0)
Income tax expense and effective tax rate	\$ 22,463	11.1	\$ 20,410	11.0	\$ 19,722	27.9

AB Holding’s income tax is computed by multiplying certain AB qualifying revenues (primarily U.S. investment advisory fees and brokerage commissions) by AB Holding’s ownership interest in AB, multiplied by the 3.5% tax rate. AB Holding Units in AB’s consolidated rabbi trust are not treated as outstanding for purposes of calculating AB Holding’s ownership interest in AB.

	Years Ended December 31,			% Change	
	2014	2013	2012	2014-13	2013-12
	(in thousands)				
Net income attributable to AB Unitholders	\$ 570,383	\$ 517,676	\$ 188,916	10.2%	174.0%
Multiplied by: weighted average equity ownership interest	35.6%	35.9%	37.5%		
Equity in net income attributable to AB Unitholders	<u>\$ 203,277</u>	<u>\$ 185,912</u>	<u>\$ 70,807</u>	9.3	162.6
AB qualifying revenues	\$ 2,153,317	\$ 2,041,642	\$ 1,930,154	5.5	5.8
Multiplied by: weighted average equity ownership interest for calculating tax	29.4%	27.9%	28.7%		
Multiplied by: federal tax	3.5%	3.5%	3.5%		
Federal income taxes	22,131	19,944	19,348		
State income taxes	332	466	374		
Total income taxes	\$ 22,463	\$ 20,410	\$ 19,722	10.1	3.5

In order to preserve AB Holding’s status as a “grandfathered” PTP for federal income tax purposes, management ensures that AB Holding does not directly or indirectly (through AB) enter into a substantial new line of business. If AB Holding were to lose its status as a “grandfathered” PTP, it would be subject to corporate income tax, which would reduce materially AB Holding’s net income and its quarterly distributions to AB Holding Unitholders.

The effect of a tax position is recognized in the financial statements only if, as of the reporting date, it is “more likely than not” to be sustained based solely on its technical merits. In making this assessment, a company must assume that the taxing authority will examine the tax position and have full knowledge of all relevant information. Accordingly, we have no liability for unrecognized tax benefits as of December 31, 2014 and 2013. A liability for unrecognized tax benefits, if required, would be recorded in income tax expense and affect the company’s effective tax rate.

We are no longer subject to federal, state and local income tax examinations by tax authorities for all years prior to 2011. Currently, there are no examinations in progress and to date we have not been notified of any future examinations by applicable taxing authorities.

7. Commitments and Contingencies

Legal and regulatory matters described below pertain to AB and are included here due to their potential significance to AB Holding's investment in AB.

With respect to all significant litigation matters, we consider the likelihood of a negative outcome. If we determine the likelihood of a negative outcome is probable and the amount of the loss can be reasonably estimated, we record an estimated loss for the expected outcome of the litigation. If the likelihood of a negative outcome is reasonably possible and we are able to determine an estimate of the possible loss or range of loss in excess of amounts already accrued, if any, we disclose that fact together with the estimate of the possible loss or range of loss. However, it is often difficult to predict the outcome or estimate a possible loss or range of loss because litigation is subject to inherent uncertainties, particularly when plaintiffs allege substantial or indeterminate damages. Such is also the case when the litigation is in its early stages or when the litigation is highly complex or broad in scope. In such cases, we disclose that we are unable to predict the outcome or estimate a possible loss or range of loss.

During the first quarter of 2012, AB received a legal letter of claim (the "**Letter of Claim**") sent on behalf of Philips Pension Trustees Limited and Philips Electronic U.K. Limited ("**Philips**"), a former pension fund client, alleging that AllianceBernstein Limited (one of AB's subsidiaries organized in the U.K.) was negligent and failed to meet certain applicable standards of care with respect to the initial investment in, and management of, a £500 million portfolio of U.S. mortgage-backed securities. The alleged damages range between \$177 million and \$234 million, plus compound interest on an alleged \$125 million of realized losses in the portfolio. On January 2, 2014, Philips filed a claim form ("**Claim**") in the High Court of Justice in London, England, which formally commenced litigation with respect to the allegations in the Letter of Claim.

We believe that any losses to Philips resulted from adverse developments in the U.S. housing and mortgage market that precipitated the financial crisis in 2008 and not from any negligence or failure on our part. We believe that we have strong defenses to these claims, which were set forth in our October 12, 2012 response to the Letter of Claim and our June 27, 2014 Statement of Defence in response to the Claim, and will defend this matter vigorously. Currently, we are unable to estimate a reasonably possible range of loss because the matter remains in its early stages.

In addition to the Claim *discussed immediately above*, AB is involved in various other matters, including regulatory inquiries, administrative proceedings and litigation, some of which allege significant damages.

In the opinion of AB's management, an adequate accrual has been made as of December 31, 2014 to provide for any probable losses regarding any litigation matters for which management can reasonably estimate an amount of loss. It is reasonably possible that AB could incur additional losses pertaining to these matters, but currently management cannot estimate any such additional losses.

Management, after consultation with legal counsel, currently believes that the outcome of any matter that is pending or threatened, or all of them combined, will not have a material adverse effect on our results of operations, financial condition or liquidity. However, any inquiry, proceeding or litigation has the element of uncertainty; management cannot determine whether further developments relating to any matter that is pending or threatened, or all of them combined, will have a material adverse effect on our results of operations, financial condition or liquidity in any future reporting period.

8. Quarterly Financial Data (Unaudited)

	Quarters Ended			
	December 31	September 30	June 30	March 31

(in thousands, except per unit amounts)

2014:				
Equity in net income attributable to AB Unitholders	\$ 63,563	\$ 49,876	\$ 48,467	\$ 41,371
Net income	\$ 57,667	\$ 44,134	\$ 42,854	\$ 36,159
Basic net income per unit ⁽¹⁾	\$ 0.59	\$ 0.45	\$ 0.44	\$ 0.38
Diluted net income per unit ⁽¹⁾	\$ 0.59	\$ 0.45	\$ 0.44	\$ 0.38
Cash distributions per unit ⁽²⁾⁽³⁾	\$ 0.57	\$ 0.45	\$ 0.45	\$ 0.39
2013:				
Equity in net income attributable to AB Unitholders	\$ 62,971	\$ 34,504	\$ 45,440	\$ 42,997
Net income	\$ 57,472	\$ 29,523	\$ 40,276	\$ 38,231
Basic net income per unit ⁽¹⁾	\$ 0.62	\$ 0.32	\$ 0.40	\$ 0.38
Diluted net income per unit ⁽¹⁾	\$ 0.62	\$ 0.32	\$ 0.40	\$ 0.38
Cash distributions per unit ⁽²⁾⁽³⁾	\$ 0.60	\$ 0.40	\$ 0.41	\$ 0.38

(1) Basic and diluted net income per unit are computed independently for each of the periods presented. Accordingly, the sum of the quarterly net income per unit amounts may not agree to the total for the year.

(2) Declared and paid during the following quarter.

(3) Cash distributions reflect the impact of AB's non-GAAP adjustments.

[Table of Contents](#)

Report of Independent Registered Public Accounting Firm

To the General Partner and Unitholders of
AllianceBernstein L.P.:

In our opinion, the accompanying consolidated statements of financial condition and the related consolidated statements of income, comprehensive income, changes in partners' capital and cash flows present fairly, in all material respects, the financial position of AllianceBernstein L.P. and its subsidiaries ("AB") at December 31, 2014 and 2013, and the results of their operations and their cash flows for each of the three years in the period ended December 31, 2014 in conformity with accounting principles generally accepted in the United States of America. In addition, in our opinion, the financial statement schedule listed in the index appearing under item 15(a) presents fairly, in all material respects, the information set forth therein when read in conjunction with the related consolidated financial statements. Also in our opinion, AB maintained, in all material respects, effective internal control over financial reporting as of December 31, 2014, based on criteria established in *Internal Control-Integrated Framework (2013)* issued by the Committee of Sponsoring Organizations of the Treadway Commission (COSO). AB's management is responsible for these financial statements and financial statement schedule, for maintaining effective internal control over financial reporting and for its assessment of the effectiveness of internal control over financial reporting, included in *Management's Report on Internal Control over Financial Reporting* appearing under Item 9A. Our responsibility is to express opinions on these financial statements, on the financial statement schedule, and on AB's internal control over financial reporting based on our integrated audits. We conducted our audits in accordance with the standards of the Public Company Accounting Oversight Board (United States). Those standards require that we plan and perform the audits to obtain reasonable assurance about whether the financial statements are free of material misstatement and whether effective internal control over financial reporting was maintained in all material respects. Our audits of the financial statements included examining, on a test basis, evidence supporting the amounts and disclosures in the financial statements, assessing the accounting principles used and significant estimates made by management, and evaluating the overall financial statement presentation. Our audit of internal control over financial reporting included obtaining an understanding of internal control over financial reporting, assessing the risk that a material weakness exists, and testing and evaluating the design and operating effectiveness of internal control based on the assessed risk. Our audits also included performing such other procedures as we considered necessary in the circumstances. We believe that our audits provide a reasonable basis for our opinions.

A company's internal control over financial reporting is a process designed to provide reasonable assurance regarding the reliability of financial reporting and the preparation of financial statements for external purposes in accordance with generally accepted accounting principles. A company's internal control over financial reporting includes those policies and procedures that (i) pertain to the maintenance of records that, in reasonable detail, accurately and fairly reflect the transactions and dispositions of the assets of the company; (ii) provide reasonable assurance that transactions are recorded as necessary to permit preparation of financial statements in accordance with generally accepted accounting principles, and that receipts and expenditures of the company are being made only in accordance with authorizations of management and directors of the company; and (iii) provide reasonable assurance regarding prevention or timely detection of unauthorized acquisition, use, or disposition of the company's assets that could have a material effect on the financial statements.

Because of its inherent limitations, internal control over financial reporting may not prevent or detect misstatements. Also, projections of any evaluation of effectiveness to future periods are subject to the risk that controls may become inadequate because of changes in conditions, or that the degree of compliance with the policies or procedures may deteriorate.

/s/ PricewaterhouseCoopers LLP

New York, New York

February 12, 2015

AllianceBernstein L.P. and Subsidiaries

Consolidated Statements of Financial Condition

	December 31,	
	2014	2013
	(in thousands, except unit amounts)	
ASSETS		
Cash and cash equivalents	\$ 555,503	\$ 509,891
Cash and securities segregated, at fair value (cost \$476,275 and \$980,458)	476,277	980,584
Receivables, net:		
Brokers and dealers	378,467	323,446
Brokerage clients	1,243,667	938,148
Fees	292,901	289,039
Investments:		
Long-term incentive compensation-related	98,779	117,579
Other	664,696	662,015
Furniture, equipment and leasehold improvements, net	160,956	174,518
Goodwill	3,044,807	2,986,539
Intangible assets, net	171,407	168,875
Deferred sales commissions, net	118,290	70,574
Other assets	172,703	164,643
Total assets	\$ 7,378,453	\$ 7,385,851
LIABILITIES AND CAPITAL		
Liabilities:		
Payables:		
Brokers and dealers	\$ 302,484	\$ 291,023
Securities sold not yet purchased	88,902	71,983
Brokerage clients	1,501,227	1,698,469
AB mutual funds	141,132	133,005
Accounts payable and accrued expenses	432,355	529,004
Accrued compensation and benefits	291,000	324,243
Debt	488,988	268,398
Total liabilities	3,246,088	3,316,125
Commitments and contingencies (See Note 13)		
Redeemable non-controlling interest	16,504	—
Capital:		
General Partner	41,381	40,382
Limited partners: 273,040,452 and 268,373,419 units issued and outstanding	4,176,637	4,078,676
Receivables from affiliates	(16,359)	(16,542)
AB Holding Units held for long-term incentive compensation plans	(36,351)	(39,649)
Accumulated other comprehensive loss	(79,843)	(35,381)
Partners' capital attributable to AB Unitholders	4,085,465	4,027,486
Non-controlling interests in consolidated entities	30,396	42,240
Total capital	4,115,861	4,069,726
Total liabilities and capital	\$ 7,378,453	\$ 7,385,851

See Accompanying Notes to Consolidated Financial Statements.

AllianceBernstein L.P. and Subsidiaries

Consolidated Statements of Income

	Years Ended December 31,		
	2014	2013	2012
(in thousands, except per unit amounts)			
Revenues:			
Investment advisory and services fees	\$ 1,958,250	\$ 1,849,105	\$ 1,764,475
Bernstein research services	482,538	445,083	413,707
Distribution revenues	444,970	465,424	409,488
Dividend and interest income	22,322	19,962	21,286
Investment gains (losses)	(9,076)	33,339	29,202
Other revenues	108,788	105,058	101,801
Total revenues	<u>3,007,792</u>	<u>2,917,971</u>	<u>2,739,959</u>
Less: Interest expense	2,426	2,924	3,222
Net revenues	<u>3,005,366</u>	<u>2,915,047</u>	<u>2,736,737</u>
Expenses:			
Employee compensation and benefits	1,265,664	1,212,011	1,168,645
Promotion and servicing:			
Distribution-related payments	413,054	426,824	370,865
Amortization of deferred sales commissions	41,508	41,279	40,262
Other	224,576	204,568	198,416
General and administrative:			
General and administrative	426,960	423,043	507,682
Real estate charges	52	28,424	223,038
Contingent payment arrangements	(2,782)	(10,174)	682
Interest on borrowings	2,797	2,962	3,429
Amortization of intangible assets	24,916	21,859	21,353
Total expenses	<u>2,396,745</u>	<u>2,350,796</u>	<u>2,534,372</u>
Operating income	608,621	564,251	202,365
Income tax	37,782	36,829	13,764
Net income	570,839	527,422	188,601
Net income (loss) of consolidated entities attributable to non-controlling interests	456	9,746	(315)
Net income attributable to AB Unitholders	\$ 570,383	\$ 517,676	\$ 188,916
Net income per AB Unit:			
Basic	<u>\$ 2.10</u>	<u>\$ 1.89</u>	<u>\$ 0.67</u>
Diluted	<u>\$ 2.09</u>	<u>\$ 1.88</u>	<u>\$ 0.67</u>

See Accompanying Notes to Consolidated Financial Statements.

AllianceBernstein L.P. and Subsidiaries

Consolidated Statements of Comprehensive Income

	Years Ended December 31,		
	2014	2013	2012
	(in thousands)		
Net income	\$ 570,839	\$ 527,422	\$ 188,601
Other comprehensive income (loss):			
Foreign currency translation adjustments	(20,872)	(12,422)	(1,253)
Income tax benefit	—	—	796
Foreign currency translation adjustments, net of tax	(20,872)	(12,422)	(457)
Unrealized gains on investments:			
Unrealized gains arising during period	1,649	819	1,375
Less: reclassification adjustment for gains included in net income	19	4,715	47
Changes in unrealized gains (losses) on investments	1,630	(3,896)	1,328
Income tax (expense) benefit	(766)	1,130	(780)
Unrealized gains (losses) on investments, net of tax	864	(2,766)	548
Changes in employee benefit related items:			
Amortization of transition asset	—	(47)	(143)
Amortization of prior service cost	(5,197)	5,828	107
Recognized actuarial (loss) gain	(19,656)	22,853	(10,074)
Changes in employee benefit related items	(24,853)	28,634	(10,110)
Income tax benefit (expense)	298	(444)	(134)
Employee benefit related items, net of tax	(24,555)	28,190	(10,244)
Other comprehensive income (loss)	(44,563)	13,002	(10,153)
Less: Comprehensive income (loss) in consolidated entities attributable to non-controlling interests	355	9,603	(354)
Comprehensive income attributable to AB Unitholders	\$ 525,921	\$ 530,821	\$ 178,802

See Accompanying Notes to Consolidated Financial Statements.

AllianceBernstein L.P. and Subsidiaries

Consolidated Statements of Changes in Partners' Capital

	Years Ended December 31,		
	2014	2013	2012
	(in thousands)		
General Partner's Capital			
Balance, beginning of year	\$ 40,382	\$ 41,213	\$ 42,632
Net income	5,704	5,178	1,889
Cash distributions to General Partner	(5,732)	(4,623)	(3,226)
Long-term incentive compensation plans activity	92	642	(82)
Issuance (retirement) of AB Units, net	935	(2,028)	—
Balance, end of year	41,381	40,382	41,213
Limited Partners' Capital			
Balance, beginning of year	4,078,676	4,165,461	4,306,760
Net income	564,679	512,498	187,027
Cash distributions to Unitholders	(566,616)	(456,659)	(318,208)
Long-term incentive compensation plans activity	8,929	59,924	(6,923)
Issuance (retirement) of AB Units, net	90,969	(202,548)	(3,195)
Balance, end of year	4,176,637	4,078,676	4,165,461
Receivables from Affiliates			
Balance, beginning of year	(16,542)	(8,441)	(12,135)
Capital contributions from General Partner	2,325	3,386	4,440
Compensation plan accrual	(323)	(695)	(746)
Reclass of receivable from AB Holding	—	(9,226)	—
Capital contributions to AB Holding	(1,819)	(1,566)	—
Balance, end of year	(16,359)	(16,542)	(8,441)
AB Holding Units held for Long-term Incentive Compensation Plans			
Balance, beginning of year	(39,649)	(389,941)	(323,382)
Purchases of AB Holding Units to fund long-term compensation plans, net	(90,143)	(111,619)	(238,015)
Reclassification from liability-based awards	—	130,777	130,281
(Issuance) retirement of AB Units, net	(93,457)	202,772	—
Long-term incentive compensation awards expense	176,916	162,771	20,661
Re-valuation of AB Holding Units held in rabbi trust	9,982	(34,409)	20,514
Balance, end of year	(36,351)	(39,649)	(389,941)
Accumulated Other Comprehensive Income (Loss)			
Balance, beginning of year	(35,381)	(48,526)	(38,413)
Unrealized gain (loss) on investments, net of tax	864	(2,766)	548
Foreign currency translation adjustment, net of tax	(20,771)	(12,279)	(417)
Changes in employee benefit related items, net of tax	(24,555)	28,190	(10,244)
Balance, end of year	(79,843)	(35,381)	(48,526)
Total Partners' Capital attributable to AB Unitholders	4,085,465	4,027,486	3,759,766
Non-controlling Interests in Consolidated Entities			
Balance, beginning of year	42,240	43,502	54,025
Net income (loss)	456	9,746	(315)
Foreign currency translation adjustment	(101)	(143)	(39)
Acquisitions	—	—	(1)
Distributions to non-controlling interests of our consolidated venture capital fund activities	(12,199)	(10,865)	(10,168)
Balance, end of year	30,396	42,240	43,502
Total Capital	\$ 4,115,861	\$ 4,069,726	\$ 3,803,268

See Accompanying Notes to Consolidated Financial Statements.

AllianceBernstein L.P. and Subsidiaries

Consolidated Statements of Cash Flows

	Years Ended December 31,		
	2014	2013	2012
	(in thousands)		
Cash flows from operating activities:			
Net income	\$ 570,839	\$ 527,422	\$ 188,601
Adjustments to reconcile net income to net cash provided by operating activities:			
Amortization of deferred sales commissions	41,508	41,279	40,262
Non-cash long-term incentive compensation expense	176,636	159,020	21,830
Depreciation and other amortization	62,515	60,009	76,257
Unrealized losses (gains) on investments	13,343	(42,080)	(74,169)
Losses on real estate asset write-offs	429	3,837	41,450
Other, net	(1,819)	(70)	1,552
Changes in assets and liabilities:			
Decrease (increase) in segregated cash and securities	504,307	570,742	(271,471)
(Increase) decrease in receivables	(444,536)	140,254	(226,553)
Decrease (increase) in investments	3,563	(10,781)	136,901
(Increase) in deferred sales commissions	(89,224)	(16,423)	(75,693)
(Increase) decrease in other assets	(6,375)	755	4,363
(Decrease) increase in payables	(85,226)	(867,447)	613,345
(Decrease) increase in accounts payable and accrued expenses	(64,588)	(51,880)	137,898
(Decrease) increase in accrued compensation and benefits	(51,283)	(9,076)	69,406
Net cash provided by operating activities	630,089	505,561	683,979
Cash flows from investing activities:			
Purchases of investments	(492)	(7,702)	(108)
Proceeds from sales of investments	140	10,884	780
Purchases of furniture, equipment and leasehold improvements	(25,433)	(21,615)	(21,650)
Proceeds from sales of furniture, equipment and leasehold improvements	176	12	2,636
Purchase of businesses, net of cash acquired	(60,610)	(38,636)	—
Net cash used in investing activities	(86,219)	(57,057)	(18,342)
Cash flows from financing activities:			
Issuance (repayment) of commercial paper, net	219,818	(55,754)	(123,250)
(Decrease) increase in overdrafts payable	(38,967)	52,277	(244)
Distributions to General Partner and Unitholders	(572,348)	(461,282)	(321,434)
Distributions to non-controlling interests in consolidated entities	(12,199)	(10,865)	(10,168)
Capital contributions from General Partner	2,325	3,386	4,440
Capital contributions to AB Holding	(1,814)	(1,566)	—
Payments of contingent payment arrangements	(759)	(4,426)	—
Additional investments by AB Holding with proceeds from exercise of compensatory options to buy AB Holding Units	18,955	15,138	—
Additional investments by AB Holding from distributions paid to AB consolidated rabbi trust	—	14,076	11,595
Purchases of AB Holding Units to fund long-term incentive compensation plan awards, net	(90,143)	(111,619)	(238,015)
Purchases of AB Units	(1,553)	(1,805)	(3,195)
Other	(1,546)	62	(1,964)
Net cash used in financing activities	(478,231)	(562,378)	(682,235)
Effect of exchange rate changes on cash and cash equivalents	(20,027)	(3,417)	5,099
Net increase (decrease) in cash and cash equivalents	45,612	(117,291)	(11,499)
Cash and cash equivalents as of beginning of the period	509,891	627,182	638,681
Cash and cash equivalents as of end of the period	\$ 555,503	\$ 509,891	\$ 627,182
Cash paid:			
Interest paid	\$ 3,148	\$ 3,692	\$ 4,809
Income taxes paid	42,028	13,423	10,063
Non-cash investing activities:			
Fair value of assets acquired	87,821	81,929	—
Fair value of liabilities assumed	1,342	26,193	—
Fair value of redeemable non-controlling interest recorded	16,504	—	—
Non-cash financing activities:			
Payables recorded under contingent payment arrangements	9,365	17,100	—

See Accompanying Notes to Consolidated Financial Statements.

The words “we” and “our” refer collectively to AllianceBernstein L.P. and its subsidiaries (“AB”), or to their officers and employees. Similarly, the word “company” refers to AB. Cross-references are in italics.

1. Business Description and Organization

We provide research, diversified investment management and related services globally to a broad range of clients. Our principal services include:

- Institutional Services—servicing our institutional clients, including private and public pension plans, foundations and endowments, insurance companies, central banks and governments worldwide, and affiliates such as AXA and its subsidiaries, by means of separately-managed accounts, sub-advisory relationships, structured products, collective investment trusts, mutual funds, hedge funds and other investment vehicles.
- Retail Services—servicing our retail clients, primarily by means of retail mutual funds sponsored by AB or an affiliated company, sub-advisory relationships with mutual funds sponsored by third parties, separately-managed account programs sponsored by financial intermediaries worldwide and other investment vehicles.
- Private Wealth Management Services—servicing our private clients, including high-net-worth individuals and families, trusts and estates, charitable foundations, partnerships, private and family corporations, and other entities (including most institutions for which we manage accounts with less than \$25 million in assets), by means of separately-managed accounts, hedge funds, mutual funds and other investment vehicles.
- Bernstein Research Services—servicing institutional investors, such as pension fund, hedge fund and mutual fund managers, seeking high-quality fundamental research, quantitative services and brokerage-related services in equities and listed options.

We also provide distribution, shareholder servicing, transfer agency services and administrative services to the mutual funds we sponsor.

Our high-quality, in-depth research is the foundation of our business. Our research disciplines include economic, fundamental equity, fixed income and quantitative research. In addition, we have experts focused on multi-asset strategies, wealth management and alternative investments.

We provide a broad range of investment services with expertise in:

- Actively managed equity strategies, with global and regional portfolios across capitalization ranges and investment strategies, including value, growth and core equities;
- Actively managed traditional and unconstrained fixed income strategies, including taxable and tax-exempt strategies;
- Passive management, including index and enhanced index strategies;
- Alternative investments, including hedge funds, fund of funds and private equity (*e.g.*, direct real estate investing); and
- Multi-asset solutions and services, including dynamic asset allocation, customized target-date funds and target-risk funds.

Our services span various investment disciplines, including market capitalization (*e.g.*, large-, mid- and small-cap equities), term (*e.g.*, long-, intermediate- and short-duration debt securities), and geographic location (*e.g.*, U.S., international, global, emerging markets, regional and local), in major markets around the world.

As of December 31, 2014, AXA, a *société anonyme* organized under the laws of France and the holding company for an international group of insurance and related financial services companies, through certain of its subsidiaries (“**AXA and its subsidiaries**”) owns approximately 1.4% of the issued and outstanding units representing assignments of beneficial ownership of limited partnership interests in AllianceBernstein Holding L.P. (“**AB Holding Units**”).

[Table of Contents](#)

As of December 31, 2014, the ownership structure of AB, expressed as a percentage of general and limited partnership interests, is as follows:

AXA and its subsidiaries	62.1%
AB Holding	36.5
Unaffiliated holders	1.4
	<u>100.0%</u>

AllianceBernstein Corporation (an indirect wholly-owned subsidiary of AXA, “**General Partner**”) is the general partner of both AllianceBernstein Holding L.P. (“**AB Holding**”) and AB. AllianceBernstein Corporation owns 100,000 general partnership units in AB Holding and a 1% general partnership interest in AB. Including both the general partnership and limited partnership interests in AB Holding and AB, AXA and its subsidiaries have an approximate 62.7% economic interest in AB as of December 31, 2014.

2. Summary of Significant Accounting Policies

Basis of Presentation

The consolidated financial statements have been prepared in accordance with accounting principles generally accepted in the United States of America (“**US GAAP**”). The preparation of the consolidated financial statements requires management to make certain estimates and assumptions that affect the reported amounts of assets and liabilities and disclosure of contingent assets and liabilities at the dates of the consolidated financial statements and the reported amounts of revenues and expenses during the reporting periods. Actual results could differ from those estimates.

Principles of Consolidation

The consolidated financial statements include AB and its majority-owned and/or controlled subsidiaries. All significant inter-company transactions and balances among the consolidated entities have been eliminated.

Recently Adopted Accounting Pronouncements

In March 2013, the Financial Accounting Standards Board (“**FASB**”) issued Accounting Standards Update (“**ASU**”) 2013-05, *Parent’s Accounting for the Cumulative Translation Adjustment upon Derecognition of Certain Subsidiaries or Groups of Assets within a Foreign Entity or of an Investment in a Foreign Entity*. We adopted this standard prospectively, effective January 1, 2014, and there was no material impact on our financial condition or results of operations.

In July 2013, the FASB issued ASU 2013-11, *Presentation of an Unrecognized Tax Benefit When a Net Operating Loss Carryforward, a Similar Tax Loss, or a Tax Credit Carryforward Exists*. We adopted this standard prospectively, effective January 1, 2014, and there was no material impact on our financial condition or results of operations.

Accounting Pronouncements Not Yet Adopted

In May 2014, the FASB issued ASU 2014-09, *Revenue from Contracts with Customers*. The amendment is effective retrospectively for fiscal years (and interim reporting periods within those years) beginning after December 15, 2016. Management is currently evaluating the impact that the adoption of this standard will have on our consolidated financial statements.

In June 2014, the FASB issued ASU 2014-12, *Accounting for Share-Based Payments When the Terms of an Award Provide That a Performance Target Could Be Achieved After the Requisite Service Period*. The amendment is effective prospectively or retrospectively for fiscal years (and interim periods within those years) beginning after December 15, 2015 and is not expected to have a material impact on our financial condition or results of operations.

Reclassifications

During 2014, prior-period amounts for Institutional and Private Wealth Management finders’ fees previously presented as other promotion and servicing are now presented as distribution-related payments in the consolidated statements of income to conform to the current year’s presentation.

Variable Interest Entities

In accordance with ASU 2009-17, *Consolidation (Topic 810) – Improvements to Financial Reporting by Enterprises Involved with Variable Interest Entities*, the determination of whether a company is required to consolidate an entity is based on, among other things, an entity’s purpose and design, a company’s ability to direct the activities of the entity that most significantly impact the entity’s economic performance, and whether a company is obligated to absorb losses or receive benefits that could potentially be significant to the entity. The standard also requires ongoing assessments of whether a company is the primary beneficiary of a variable interest entity (“**VIE**”). In January 2010, the FASB deferred portions of ASU 2009-17 that relate to asset managers. We determined that all entities for which we are a sponsor and/or investment manager, other than collateralized debt obligations and collateralized loan obligations (collectively, “**CDOs**”), qualify for the scope deferral and will continue to be assessed for consolidation under prior accounting guidance for consolidation of VIEs.

Table of Contents

For all new investment products and entities developed by the company (other than CDOs), we first determine whether the entity is a VIE, which involves determining an entity's variability and variable interests, identifying the holders of the equity investment at risk and assessing the five characteristics of a VIE. Once an entity has been determined to be a VIE, we then identify the primary beneficiary of the VIE. If we are deemed to be the primary beneficiary of the VIE, then we consolidate the entity.

We provide seed capital to our investment teams to develop new products and services for our clients. Initially, we may be the sole investor in our new products as a result of our seed investments and, from one reporting period to the next, our ownership fluctuates as our clients invest and withdraw assets. Our seed investment portfolio has a weighted average age of approximately 16 months and we turn over approximately 50% of the seed investments annually. These investments are temporary in nature. Our larger seed capital investments range from \$1 million to \$35 million, with an average size of \$10 million. The Audit Committee of the Board of Directors has established a ceiling of \$650 million for the seed investment program. We evaluate our seed investments on a quarterly basis and consolidate such investments as required pursuant to US GAAP.

As of December 31, 2014, we were the investment manager for one CDO that meets the definition of a VIE primarily due to the lack of unilateral decision-making authority of the equity holders. The CDO is an alternative investment vehicle created for the sole purpose of issuing collateralized debt instruments that offer investors the opportunity for returns that vary with the risk level of their investment. Our management fee structure for this CDO includes a senior management fee and subordinated incentive management fee. We hold no equity interest in this CDO. We evaluated the management fee structure, the current and expected economic performance of the entity and other provisions included in the governing documents of the CDO that might restrict or guarantee an expected loss or residual return. In accordance with ASC 810, *Consolidation*, we concluded that our collateral management agreement represented a variable interest primarily due to the level of subordinated fees. We evaluated whether we possessed both of the following characteristics of a controlling financial interest: (1) the power to direct the activities of the VIE that most significantly impact the entity's economic performance, and (2) the obligation to absorb losses of the entity or the right to receive benefits from the entity that could potentially be significant to the VIE. We determined that we possessed the decision-making power noted in criteria (1).

In evaluating criteria (2), we considered all facts regarding the design, terms and characteristics of the CDO and concluded that we do not meet the criteria. Our conclusion was based on the following quantitative and qualitative factors: (a) we have no involvement with the CDO beyond providing investment management services, (b) we hold no equity or debt interests in the CDO, (c) we are not a transferor of any of the assets of the CDO, (d) our expected aggregate fees in future periods are insignificant relative to the expected cash flows of the CDO, (e) the variability of our expected fees in relation to the expected cash flows of the CDO is insignificant, (f) our maximum exposure to loss for the CDO is our investment management fee, which is based upon the fair value of the CDO's assets, (g) the CDO has no recourse against us for any losses sustained in the CDO structure, (h) we have not provided, nor do we expect to provide, any financial or other support to the CDO, and (i) there are no liquidity arrangements, guarantees and/or other commitments by third parties that would impact our variable interest in the CDO. As such, we do not have a controlling financial interest in the CDO and we do not consolidate the CDO into our consolidated financial statements. The cash, collateral investments (at fair value) and notes payable (at amortized cost) as of December 31, 2014 of this CDO are \$16.0 million, \$125.4 million and \$132.2 million, respectively.

For the entities that meet the scope deferral, management reviews its agreements quarterly and its investments in, and other financial arrangements with, certain entities that hold client assets under management ("AUM") to determine the VIEs that we are required to consolidate. These entities include certain mutual fund products, hedge funds, structured products, group trusts, collective investment trusts and limited partnerships. We earn investment management fees on AUM of these entities, but we derive no other benefit from the AUM and cannot use the AUM in our operations.

As of December 31, 2014, we have significant variable interests in certain structured products and hedge funds with approximately \$30.6 million in AUM. However, these VIEs do not require consolidation because management has determined that we are not the primary beneficiary of the expected residual returns or expected losses of these entities. Our maximum exposure to loss is limited to our investment of \$0.2 million in these entities.

Cash and Cash Equivalents

Cash and cash equivalents include cash on hand, demand deposits, money market accounts, overnight commercial paper and highly liquid investments with original maturities of three months or less. Due to the short-term nature of these instruments, the recorded value has been determined to approximate fair value.

Fees Receivable, Net

Fees receivable are shown net of allowances. An allowance for doubtful accounts related to investment advisory and services fees is determined through an analysis of the aging of receivables, assessments of collectability based on historical trends and other qualitative and quantitative factors, including our relationship with the client, the financial health (or ability to pay) of the client, current economic conditions and whether the account is active or closed. The allowance for doubtful accounts is not material to fees receivable.

Collateralized Securities Transactions

Customers' securities transactions are recorded on a settlement date basis, with related commission income and expenses reported on a trade date basis. Receivables from and payables to clients include amounts due on cash and margin transactions. Securities owned by customers are held as collateral for receivables; such collateral is not reflected in the consolidated financial statements. We have the ability by contract or custom to sell or re-pledge this collateral, and have done so at various times. As of December 31, 2014, the fair value of these securities re-pledged was \$9.6 million. Principal securities transactions and related expenses are recorded on a trade date basis.

Securities borrowed and securities loaned by Sanford C. Bernstein & Co., LLC ("SCB LLC") and Sanford C. Bernstein Limited ("SCBL"), each of which is our subsidiary, are recorded at the amount of cash collateral advanced or received in connection with the transaction and are included in receivables from and payables to brokers and dealers in the consolidated statements of financial condition. Securities borrowed transactions require SCB LLC and SCBL to deposit cash collateral with the lender. With respect to securities loaned, SCB LLC (SCBL does not participate in security lending arrangements) receives cash collateral from the borrower. See Note 8 for securities borrowed and loaned amounts recorded in our consolidated statements of financial condition as of December 31, 2014 and 2013. The initial collateral advanced or received approximates or is greater than the fair value of securities borrowed or loaned. SCB LLC and SCBL monitor the fair value of the securities borrowed and loaned on a daily basis and request additional collateral or return excess collateral, as appropriate. As of December 31, 2014 and 2013, there is no allowance provision required for the collateral advanced. Income or expense is recognized over the life of the transactions.

As of December 31, 2014 and 2013, we had \$26.3 million and \$26.5 million, respectively, of cash on deposit with clearing organizations for trade facilitation purposes. In addition, as of December 31, 2014 and 2013, SCB LLC held U.S. Treasury Bills with values totaling \$29.0 million and \$39.0 million, respectively, in its investment account that are pledged as collateral with clearing organizations. These clearing organizations have the ability by contract or custom to sell or re-pledge this collateral.

Investments

Investments include U.S. Treasury Bills, unconsolidated mutual funds and limited partnership hedge funds we sponsor and manage, various separately-managed portfolios comprised of equity and fixed income securities, exchange-traded options and investments owned by a consolidated venture capital fund in which we own a controlling interest as the general partner and a 10% limited partnership interest.

Investments in U.S. Treasury Bills, mutual funds, and equity and fixed income securities are classified as either trading or available-for-sale securities. Trading investments are stated at fair value with unrealized gains and losses reported in investment gains and losses on the consolidated statements of income. Available-for-sale investments are stated at fair value with unrealized gains and losses reported as a separate component of accumulated other comprehensive income in partners' capital. Realized gains and losses on the sale of investments are reported in investment gains and losses on the consolidated statements of income. Average cost is used to determine realized gain or loss on investments sold.

We use the equity method of accounting for investments in limited partnership hedge funds. The equity in earnings of our limited partnership hedge fund investments is reported in investment gains and losses on the consolidated statements of income.

The investments owned by our consolidated venture capital fund generally are illiquid and initially are valued at cost. These investments are adjusted to fair value to reflect the occurrence of "significant developments" (i.e., capital transactions or business, economic or market events). Adjustments to fair value are reported in investment gains and losses on the consolidated statements of income. There are three private equity investments that we own directly outside of our consolidated venture capital fund. One of the investments is accounted for using the cost method; the other two are accounted for at fair value.

See Note 9 for a description of how we measure the fair value of our investments.

Furniture, Equipment and Leasehold Improvements, Net

Furniture, equipment and leasehold improvements are stated at cost, less accumulated depreciation and amortization. Depreciation is recognized on a straight-line basis over the estimated useful lives of eight years for furniture and three to six years for equipment and software. Leasehold improvements are amortized on a straight-line basis over the lesser of their estimated useful lives or the terms of the related leases.

Goodwill

In 2000, AB acquired SCB Inc., an investment research and management company formerly known as Sanford C. Bernstein Inc. (“**Bernstein**”). The Bernstein acquisition was accounted for under the purchase method and the cost of the acquisition was allocated on the basis of the estimated fair value of the assets acquired and the liabilities assumed. The excess of the purchase price over the fair value of identifiable assets acquired, net of liabilities assumed, resulted in the recognition of goodwill of approximately \$3.0 billion.

As of December 31, 2014, goodwill of \$3.0 billion on the consolidated statement of financial condition included \$2.8 billion as a result of the Bernstein acquisition and \$244 million in regard to various smaller acquisitions. We have determined that AB has only one reporting segment and reporting unit.

We test our goodwill annually, as of September 30, for impairment. As of September 30, 2014, the impairment test indicated that goodwill was not impaired. We also review the carrying value of goodwill if facts and circumstances occur that suggest possible impairment, such as significant declines in AUM, revenues, earnings or the price of an AB Holding Unit.

Intangible Assets, Net

Intangible assets consist primarily of costs assigned to acquired investment management contracts of Bernstein based on their estimated fair value at the time of acquisition, less accumulated amortization. Intangible assets are recognized at fair value and generally are amortized on a straight-line basis over their estimated useful life ranging from six years to 20 years.

As of December 31, 2014, intangible assets, net of accumulated amortization, of \$171.4 million on the consolidated statement of financial condition was composed of \$157.9 million of definite-lived intangible assets subject to amortization, of which \$119.0 million relates to the Bernstein acquisition, and \$13.5 million of indefinite-lived intangible assets not subject to amortization in regard to other acquisitions. As of December 31, 2013, intangible assets, net of accumulated amortization, of \$168.9 million on the consolidated statement of financial condition was composed of \$158.9 million of definite-lived intangible assets subject to amortization, of which \$139.7 million relates to the Bernstein acquisition, and \$10.0 million of indefinite-lived intangible assets not subject to amortization in regard to other acquisitions. The gross carrying amount of definite-lived intangible assets totaled \$460.7 million as of December 31, 2014 and \$436.8 million as of December 31, 2013, and accumulated amortization was \$302.8 million as of December 31, 2014 and \$277.9 million as of December 31, 2013. Amortization expense was \$24.9 million for 2014, \$21.9 million for 2013 and \$21.4 million for 2012. Estimated annual amortization expense for each of the next five years is approximately \$24 million.

We periodically review intangible assets for impairment as events or changes in circumstances indicate that the carrying value may not be recoverable. If the carrying value exceeds fair value, we perform additional impairment tests to measure the amount of the impairment loss, if any.

Deferred Sales Commissions, Net

We pay commissions to financial intermediaries in connection with the sale of shares of open-end company-sponsored mutual funds sold without a front-end sales charge (“**back-end load shares**”). These commissions are capitalized as deferred sales commissions and amortized over periods not exceeding five and one-half years for U.S. fund shares and four years for Non-U.S. Fund shares, the periods of time during which deferred sales commissions generally are recovered. We recover these commissions from distribution services fees received from those funds and from contingent deferred sales commissions (“**CDSC**”) received from shareholders of those funds upon the redemption of their shares. CDSC cash recoveries are recorded as reductions of unamortized deferred sales commissions when received. Since January 31, 2009, our U.S. mutual funds have not offered back-end load shares to new investors. However, our Non-U.S. Funds continue to offer back-end load shares.

We periodically review the deferred sales commission asset for impairment as events or changes in circumstances indicate that the carrying value may not be recoverable. If the carrying value exceeds fair value, we perform additional impairment tests to measure the amount of the impairment loss, if any.

[Table of Contents](#)

Loss Contingencies

With respect to all significant litigation matters, we consider the likelihood of a negative outcome. If we determine the likelihood of a negative outcome is probable and the amount of the loss can be reasonably estimated, we record an estimated loss for the expected outcome of the litigation. If the likelihood of a negative outcome is reasonably possible and we are able to determine an estimate of the possible loss or range of loss in excess of amounts already accrued, if any, we disclose that fact together with the estimate of the possible loss or range of loss. However, it is often difficult to predict the outcome or estimate a possible loss or range of loss because litigation is subject to inherent uncertainties, particularly when plaintiffs allege substantial or indeterminate damages. Such is also the case when the litigation is in its early stages or when the litigation is highly complex or broad in scope. In these cases, we disclose that we are unable to predict the outcome or estimate a possible loss or range of loss.

Revenue Recognition

We record as revenue investment advisory and services fees, which we generally calculate as a percentage of AUM, as we perform the related services. Certain investment advisory contracts, including those associated with hedge funds or other alternative investments, provide for a performance-based fee, in addition to a base advisory fee, which is calculated as either a percentage of absolute investment results or a percentage of investment results in excess of a stated benchmark over a specified period of time. We record performance-based fees as a component of revenue at the end of each contract's measurement period.

We calculate AUM using established market-based valuation methods and fair valuation (non-observable market) methods. Market-based valuation methods include: last sale/settle prices from an exchange for actively-traded listed equities, options and futures; evaluated bid prices from recognized pricing vendors for fixed income, asset-backed or mortgage-backed issues; mid prices from recognized pricing vendors and brokers for credit default swaps; and quoted bids or spreads from pricing vendors and brokers for other derivative products. Fair valuation methods include: discounted cash flow models, evaluation of assets versus liabilities or any other methodology that is validated and approved by our Valuation Committee (*see paragraph immediately below* for additional information about our Valuation Committee). Fair valuation methods are used only where AUM cannot be valued using market-based valuation methods, such as in the case of private equity or illiquid securities. Investments utilizing fair valuation methods typically make up an insignificant amount of our total AUM.

The Valuation Committee, which is composed of senior officers and employees, is responsible for overseeing the pricing and valuation of all investments held in client and AB portfolios. The Valuation Committee has adopted a Statement of Pricing Policies describing principles and policies that apply to pricing and valuing investments held in these portfolios. We also have a Pricing Group, which reports to the Valuation Committee, and is responsible for overseeing the pricing process for all investments.

Bernstein Research Services revenue consists primarily of brokerage commissions received by SCB LLC and SCBL for research and brokerage-related services provided to institutional investors. Brokerage commissions earned and related expenses are recorded on a trade-date basis.

Distribution revenues, shareholder servicing fees (included in other revenues), and dividend and interest income are accrued as earned.

Contingent Payment Arrangements

We periodically enter into contingent payment arrangements in connection with our business combinations. In these arrangements, we agree to pay additional consideration to the sellers to the extent that certain performance targets are achieved. We estimate the fair value of these potential future obligations at the time a business combination is consummated and record a liability on our consolidated statements of financial condition. We then accrete the obligation to its expected payment amount over the measurement period. If our expected payment amount subsequently changes, the obligation is modified in the current period resulting in a gain or loss. Both gains and losses resulting from changes to expected payments and the accretion of these obligations to their expected payment amounts are reflected within contingent payment arrangements in our consolidated statements of income.

Mutual Fund Underwriting Activities

Purchases and sales of shares of company-sponsored mutual funds in connection with the underwriting activities of our subsidiaries, including related commission income, are recorded on trade date. Receivables from brokers and dealers for sale of shares of company-sponsored mutual funds generally are realized within three business days from trade date, in conjunction with the settlement of the related payables to company-sponsored mutual funds for share purchases. Distribution plan and other promotion and servicing payments are recognized as expense when incurred.

Long-term Incentive Compensation Plans

We maintain several unfunded, non-qualified long-term incentive compensation plans, under which we grant annual awards to employees, generally in the fourth quarter.

Awards granted in December 2014, 2013 and 2012 allowed participants to allocate their awards between restricted AB Holding Units and deferred cash. Participants (except certain members of senior management) generally could allocate up to 50% of their awards to deferred cash, not to exceed a total of \$250,000 per award. Each of our employees based outside of the United States (other than expatriates) who received a 2014 or 2013 award of \$100,000 or less could have allocated up to 100% of his or her award to deferred cash. For awards granted in 2014 and 2013, participants allocated their awards prior to the date on which the Compensation Committee granted awards, December 12, 2014 and 2013, respectively. These awards were valued using the closing price of an AB Holding Unit on these days. For awards granted in 2012, participants had until mid-January 2013 to allocate their awards. The number of restricted AB Holding Units issued equaled the remaining dollar value of the award divided by the average of the closing prices of an AB Holding Unit for a five business day period in January 2013 after participants made their elections. For awards granted in 2012 through 2014:

- We engaged in open-market purchases of AB Holding Units, or purchased newly-issued AB Holding Units from AB Holding, that were awarded to participants and held them in a consolidated rabbi trust.
- Quarterly distributions on vested and unvested AB Holding Units are paid currently to participants, regardless of whether or not a long-term deferral election has been made.
- Interest on deferred cash is accrued monthly based on our monthly weighted average cost of funds.

We recognize compensation expense related to equity compensation grants in the financial statements using the fair value method. Fair value of restricted AB Holding Unit awards is the closing price of an AB Holding Unit on the grant date; fair value of options is determined using the Black-Scholes option valuation model. Under the fair value method, compensatory expense is measured at the grant date based on the estimated fair value of the award and is recognized over the required service period. For year-end long-term incentive compensation awards, employees who resign or are terminated without cause may retain their awards, subject to compliance with certain agreements and restrictive covenants set forth in the applicable award agreement, including restrictions on competition and employee and client solicitation, and a claw-back for failing to follow existing risk management policies. Due to there being no service requirement, we fully expense these awards on grant date. Most equity replacement, sign-on or similar deferred compensation awards included in separate employment agreements or arrangements include a required service period. Regardless of whether or not the award agreement includes employee service requirements, AB Holding Units typically are distributed to employees ratably over four years, unless a long-term deferral election has been made.

Grants of restricted AB Holding Units and options to buy AB Holding Units typically are awarded during the second quarter to members of the Board of Directors (“**Eligible Directors**”) of the General Partner who are not employed by our company or by any of our affiliates. Restricted AB Holding Units are distributed on the third anniversary of the grant date and the options become exercisable ratably over three years. These restricted AB Holding Units and options are not forfeitable (except if the Eligible Director is terminated for “Cause”, as that term is defined in the applicable award agreement). Due to there being no service requirement, we fully expense these awards on grant date.

We fund our restricted AB Holding Unit awards either by purchasing AB Holding Units on the open market or purchasing newly-issued AB Holding Units from AB Holding, all of which are then held in a consolidated rabbi trust until they are distributed to employees or retired. In accordance with the Amended and Restated Agreement of Limited Partnership of AB (“**AB Partnership Agreement**”), when AB purchases newly-issued AB Holding Units from AB Holding, AB Holding is required to use the proceeds it receives from AB to purchase the equivalent number of newly-issued AB Units, thus increasing its percentage ownership interest in AB. AB Holding Units held in the consolidated rabbi trust are corporate assets in the name of the trust and are available to the general creditors of AB.

During 2014 and 2013, we purchased 3.6 million and 5.2 million AB Holding Units for \$92.8 million and \$111.3 million, respectively (on a trade date basis). These amounts reflect open-market purchases of 0.3 million and 1.9 million AB Holding Units for \$7.2 million and \$38.5 million, respectively, with the remainder relating to purchases of AB Holding Units from employees to allow them to fulfill statutory tax withholding requirements at the time of distribution of long-term incentive compensation awards. Purchases of AB Holding Units reflected on the consolidated statement of cash flows are net of AB Holding Units purchased by employees as part of a distribution reinvestment election.

[Table of Contents](#)

Each quarter, we implement plans to repurchase AB Holding Units pursuant to Rule 10b5-1 under the Securities Exchange Act of 1934, as amended (“**Exchange Act**”). A Rule 10b5-1 plan allows a company to repurchase its shares at times when it otherwise might be prevented from doing so because of self-imposed trading blackout periods or because it possesses material non-public information. Each broker we select has the authority under the terms and limitations specified in the plan to repurchase AB Holding Units on our behalf in accordance with the terms of the plan. Repurchases are subject to SEC regulations as well as certain price, market volume and timing constraints specified in the plan. The plan adopted during the fourth quarter of 2014 expired at the close of business on February 11, 2015. We may adopt additional Rule 10b5-1 plans in the future to engage in open-market purchases of AB Holding Units to help fund anticipated obligations under our incentive compensation award program and for other corporate purposes.

During 2014, we granted to employees and Eligible Directors 7.6 million restricted AB Holding Unit awards (including 6.6 million granted in December for 2014 year-end awards). During 2013, we granted to employees and Eligible Directors 13.9 million restricted AB Holding Unit awards (including 6.5 million granted in December 2013 for 2013 year-end awards and 6.5 million granted in January 2013 for 2012 year-end awards). Prior to the third quarter of 2013 (and our decision *described in the next paragraph* to retire unallocated AB Holding Units in our consolidated rabbi trust), we funded awards by allocating previously repurchased AB Holding Units that had been held in the rabbi trust. In 2014, we used AB Holding Units repurchased during the fourth quarter of 2014 and newly-issued AB Holding Units to fund restricted AB Holding Unit awards.

Effective July 1, 2013, management retired all unallocated AB Holding Units in our consolidated rabbi trust. To retire such units, AB delivered the unallocated AB Holding Units held in the rabbi trust to AB Holding in exchange for the same number of AB units. Each entity then retired its units. As a result, on July 1, 2013, each of AB’s and AB Holding’s units outstanding decreased by approximately 13.1 million units. AB and AB Holding intend (subject to compliance with applicable safe harbor rules to avoid AB being treated as a publicly-traded partnership) to retire additional units as AB purchases AB Holding Units on the open market or from employees to allow them to fulfill statutory tax withholding requirements at the time of distribution of long-term incentive compensation awards, if such units are not required to fund new employee awards in the near future. If a sufficient number of AB Holding Units is not available in the rabbi trust to fund new awards, AB will purchase newly-issued AB Holding Units from AB Holding, as it did in 2014 and 2013.

During 2014, AB Holding issued 1.1 million AB Holding Units upon exercise of options to buy AB Holding Units. AB Holding used the proceeds of \$19.0 million received from employees as payment in cash for the exercise price to purchase the equivalent number of newly-issued AB Units.

Foreign Currency Translation

Assets and liabilities of foreign subsidiaries are translated from the functional currencies into United States dollars (“**US\$**”) at exchange rates in effect at the balance sheet dates, and related revenues and expenses are translated into US\$ at average exchange rates in effect during each period. Net foreign currency gains and losses resulting from the translation of assets and liabilities of foreign operations into US\$ are reported as a separate component of other comprehensive income in the consolidated statements of comprehensive income. Net foreign currency transaction losses were \$1.6 million, \$3.1 million and \$1.1 million for 2014, 2013 and 2012, respectively.

Cash Distributions

AB is required to distribute all of its Available Cash Flow, as defined in the AB Partnership Agreement, to its Unitholders and to the General Partner. Available Cash Flow can be summarized as the cash flow received by AB from operations minus such amounts as the General Partner determines, in its sole discretion, should be retained by AB for use in its business, or plus such amounts as the General Partner determines, in its sole discretion, should be released from previously retained cash flow.

Typically, Available Cash Flow has been the adjusted diluted net income unit for the quarter multiplied by the number of general and limited partnership interests at the end of the quarter. In future periods, management anticipates that Available Cash Flow will be based on adjusted diluted net income per unit, unless management determines that one or more non-GAAP adjustments that are made for adjusted net income should not be made with respect to the Available Cash Flow calculation.

On February 12, 2015, the General Partner declared a distribution of \$0.63 per AB Unit, representing a distribution of Available Cash Flow for the three months ended December 31, 2014. The General Partner, as a result of its 1% general partnership interest, is entitled to receive 1% of each distribution. The distribution is payable on March 12, 2015 to holders of record on February 23, 2015.

Total cash distributions per Unit paid to the General Partner and Unitholders during 2014, 2013 and 2012 were \$2.11, \$1.69 and \$1.15, respectively.

Comprehensive Income

We report all changes in comprehensive income in the consolidated statements of comprehensive income. Comprehensive income includes net income, as well as unrealized gains and losses on investments classified as available-for-sale, foreign currency translation adjustments, and unrecognized actuarial net losses and transition assets. Deferred taxes are not recognized on foreign currency translation adjustments for foreign subsidiaries whose earnings are considered permanently invested outside the United States.

3. Real Estate Charges

During 2010, we performed a comprehensive review of our real estate requirements in New York in connection with our workforce reductions commencing in 2008. As a result, during 2010 we decided to sub-lease over 380,000 square feet in New York (all of this space has been sublet) and consolidate our New York-based employees into two office locations from three. During the third quarter of 2012, in an effort to further reduce our global real estate footprint, we completed a comprehensive review of our worldwide office locations and began implementing a global space consolidation plan. As a result, our intention is to sub-lease approximately 510,000 square feet of office space (approximately 90% of this space has been sublet), more than 70% of which is New York office space (in addition to the 380,000 square feet space reduction in 2010), with the remainder consisting of office space in England, Australia and various U.S. locations.

During 2012, we recorded pre-tax real estate charges of \$223.0 million, comprising new real estate charges of \$172.8 million (\$163.6 million related to the 2012 plan and \$9.2 million for the write-off of the New York City Data Center), \$41.4 million for the write-off of leasehold improvements, furniture and equipment (\$39.1 million related to the 2012 plan, \$1.7 million for the write-off of the New York City Data Center and \$0.6 million related to other real estate charges), and \$8.8 million from a change in estimates related to previously recorded real estate charges for the 2010 plan.

During 2013, we recorded pre-tax real estate charges of \$28.4 million, comprising \$17.4 million from a change in estimates related to previously recorded real estate charges (\$17.0 million related to the 2010 and 2012 plans and \$0.4 million related to other real estate charges), new real estate charges of \$6.6 million (\$1.3 million related to the 2012 plan and \$5.3 million related to other real estate charges) and \$4.4 million for the write-off of leasehold improvements, furniture and equipment.

During 2014, we recorded pre-tax real estate charges of \$0.1 million, comprising \$5.5 million for the write-off of leasehold improvements, furniture and equipment (\$5.0 million related to the 2012 plan and \$0.5 million related to other real estate charges), offset by \$4.7 million from a change in estimates related to previously recorded real estate charges (primarily relating to the 2010 and 2012 plans) and \$0.7 million in credits related to other items.

The activity in the liability account relating to our 2010 and 2012 office space consolidation initiatives for the following periods is as follows:

	Years Ended December 31,	
	2014	2013
	(in thousands)	
Balance as of January 1,	\$ 199,527	\$ 238,784
(Credit) expense incurred	(4,755)	18,371
Deferred rent	—	326
Payments made	(50,893)	(62,627)
Interest accretion	4,550	4,673
Balance as of end of period	\$ 148,429	\$ 199,527

4. Net Income Per Unit

Basic net income per unit is derived by reducing net income for the 1% general partnership interest and dividing the remaining 99% by the basic weighted average number of units outstanding for each year. Diluted net income per unit is derived by reducing net income for the 1% general partnership interest and dividing the remaining 99% by the total of the diluted weighted average number of units outstanding for each year.

	Years Ended December 31,		
	2014	2013	2012
	(in thousands, except per unit amounts)		
Net income attributable to AB Unitholders	\$ 570,383	\$ 517,676	\$ 188,916
Weighted average units outstanding—basic	269,118	271,258	277,721
Dilutive effect of compensatory options to buy AB Holding Units	1,148	961	1
Weighted average units outstanding—diluted	270,266	272,219	277,722
Basic net income per AB Unit	\$ 2.10	\$ 1.89	\$ 0.67
Diluted net income per AB Unit	\$ 2.09	\$ 1.88	\$ 0.67

For the years ended December 31, 2014, 2013 and 2012, we excluded 2,806,033, 2,923,035 and 8,438,902 options, respectively, from the diluted net income per unit computation due to their anti-dilutive effect.

As discussed in Note 2, on July 1, 2013, management retired all unallocated AB Holding Units in AB's consolidated rabbi trust, and, since that time, has continued to retire units as we have purchased AB Holding Units on the open market or from employees to allow them to fulfill statutory tax withholding requirements at the time of distribution of long-term incentive compensation awards, if such units are not required to fund new employee awards in the near future.

5. Cash and Securities Segregated Under Federal Regulations and Other Requirements

As of December 31, 2014 and 2013, \$0.4 billion and \$0.9 billion, respectively, of U.S. Treasury Bills were segregated in a special reserve bank custody account for the exclusive benefit of brokerage customers of SCB LLC under Rule 15c3-3 of the Exchange Act.

AllianceBernstein Investments, Inc. (one of our subsidiaries, "**AllianceBernstein Investments**"), the distributor of company-sponsored mutual funds, maintains several special bank accounts for the exclusive benefit of customers. As of December 31, 2014 and 2013, \$61.3 million and \$56.0 million, respectively, of cash was segregated in these bank accounts.

6. Investments

Investments consist of:

	December 31,	
	2014	2013
	(in thousands)	
Available-for-sale (primarily seed capital)	\$ 6,172	\$ 4,858
Trading:		
Long-term incentive compensation-related	74,095	88,385
U.S. Treasury Bills	28,982	38,986
Seed capital	400,746	316,681
Equities and exchange-traded options	102,010	130,059
Investments in limited partnership hedge funds:		
Long-term incentive compensation-related	24,684	29,194
Seed capital	33,951	75,354
Consolidated private equity fund (10% seed capital)	32,604	45,741
Private equity (seed capital)	48,734	45,360
Other	11,497	4,976
Total investments	\$ 763,475	\$ 779,594

[Table of Contents](#)

Total investments related to long-term incentive compensation obligations of \$98.8 million and \$117.6 million as of December 31, 2014 and 2013, respectively, consist of company-sponsored mutual funds and hedge funds. For long-term incentive compensation awards granted before 2009, we typically made investments in our services that were notionally elected by plan participants and maintained them (and continue to maintain them) in a consolidated rabbi trust or separate custodial account. The rabbi trust and custodial account enable us to hold such investments separate from our other assets for the purpose of settling our obligations to participants. The investments held in the rabbi trust and custodial account remain available to the general creditors of AB.

The underlying investments of hedge funds in which we invest include long and short positions in equity securities, fixed income securities (including various agency and non-agency asset-based securities), currencies, commodities and derivatives (including various swaps and forward contracts). These investments are valued at quoted market prices or, where quoted market prices are not available, are fair valued based on the pricing policies and procedures of the underlying funds.

U.S. Treasury Bills are held by SCB LLC in its investment account, the majority of which are pledged as collateral with clearing organizations. These clearing organizations have the ability by contract or custom to sell or re-pledge this collateral.

We provide seed capital to our investment teams to develop new products and services for our clients. The seed capital trading investments are equity and fixed income products, primarily in the form of separately-managed account portfolios, U.S. mutual funds, Luxembourg funds, Japanese investment trust management funds or Delaware business trusts. Seed capital also includes investments in private equity funds, such as our consolidated venture capital fund, which holds technology, media, telecommunications, healthcare and clean-tech investments, and a third-party venture capital fund that invests in communications, consumer, digital media, healthcare and information technology markets.

Trading securities also include long positions in corporate equities, long exchange-traded options traded through our options desk and an exchange-traded fund.

The cost and fair value of available-for-sale and trading investments held as of December 31, 2014 and 2013 were as follows:

	<u>Amortized Cost</u>	<u>Gross Unrealized Gains</u>	<u>Gross Unrealized Losses</u>	<u>Fair Value</u>
	(in thousands)			
December 31, 2014:				
Available-for-sale:				
Equity investments	\$ 4,339	\$ 1,625	\$ (13)	\$ 5,951
Fixed income investments	202	19	—	221
	<u>\$ 4,541</u>	<u>\$ 1,644</u>	<u>\$ (13)</u>	<u>\$ 6,172</u>
Trading:				
Equity investments	\$ 411,898	\$ 18,370	\$ (20,476)	\$ 409,792
Fixed income investments	199,645	2,646	(6,250)	196,041
	<u>\$ 611,543</u>	<u>\$ 21,016</u>	<u>\$ (26,726)</u>	<u>\$ 605,833</u>
December 31, 2013:				
Available-for-sale:				
Equity investments	\$ 8,261	\$ 158	\$ (3,625)	\$ 4,794
Fixed income investments	493	2	(431)	64
	<u>\$ 8,754</u>	<u>\$ 160</u>	<u>\$ (4,056)</u>	<u>\$ 4,858</u>
Trading:				
Equity investments	\$ 324,432	\$ 32,486	\$ (20,132)	\$ 336,786
Fixed income investments	242,647	2,150	(7,472)	237,325
	<u>\$ 567,079</u>	<u>\$ 34,636</u>	<u>\$ (27,604)</u>	<u>\$ 574,111</u>

Proceeds from sales of available-for-sale investments were approximately \$0.1 million, \$10.9 million and \$0.8 million in 2014, 2013, and 2012, respectively. Realized gains from our sales of available-for-sale investments were zero in 2014, \$4.7 million in 2013 and \$0.1 million in 2012. Realized losses from our sales of available-for-sale investments were zero in 2014 and 2013 and \$0.1 million in 2012. We assess valuation declines to determine the extent to which such declines are fundamental to the underlying investment or attributable to temporary market-related factors. Based on our assessment as of December 31, 2014, we do not believe the declines are other than temporary.

7. Derivative Instruments

We enter into various futures, forwards and swaps to economically hedge certain seed money investments. In addition, we have currency forwards that economically hedge certain cash accounts and an exchange-traded future to economically hedge a foreign exchange-traded fund. We do not hold any derivatives designated in a formal hedge relationship under Accounting Standards Codification (“ASC”) 815-10, *Derivatives and Hedging*.

The notional value, fair value and gains and losses recognized in investment gains (losses) as of December 31, 2014 and 2013 for derivative instruments not designated as hedging instruments were as follows:

	<u>Notional Value</u>	<u>Derivative Assets</u>	<u>Derivative Liabilities</u>	<u>Gains (Losses)</u>
	(in thousands)			
December 31, 2014:				
Exchange-traded futures	\$ 149,863	\$ 571	\$ 2,438	\$ (3,766)
Currency forwards	149,282	1,782	333	3,160
Interest rate swaps	50,591	1,507	2,679	(2,941)
Credit default swaps	32,745	1,432	110	(826)
Option swaps	11	107	88	(338)
Total return swaps	125,913	1,388	3,744	(14,566)
Total derivatives	\$ 508,405	\$ 6,787	\$ 9,392	\$ (19,277)
December 31, 2013:				
Exchange-traded futures	\$ 63,107	\$ 289	\$ 2,542	\$ (10,492)
Currency forwards	111,774	576	927	(2,555)
Interest rate swaps	81,253	1,149	573	621
Credit default swaps	42,270	696	126	(1,126)
Option swaps	144	87	86	(399)
Total return swaps	85,107	488	2,057	(5,157)
Total derivatives	\$ 383,655	\$ 3,285	\$ 6,311	\$ (19,108)

As of December 31, 2014 and 2013, the derivative assets and liabilities are included in both receivables and payables to brokers and dealers on our consolidated statements of financial condition. Gains and losses on derivative instruments are reported in investments gains and losses on the consolidated statements of income.

We may be exposed to credit-related losses in the event of nonperformance by counterparties to derivative financial instruments. We take steps to minimize our counterparty exposure through a credit review and approval process. In addition, we have executed various collateral arrangements with counterparties to the over-the-counter derivative transactions that require both pledging and accepting collateral in the form of cash. As of December 31, 2014 and 2013, we held \$1.0 million and \$1.4 million, respectively, of cash collateral payable to trade counterparties. This obligation to return cash is reported in payables to brokers and dealers in our consolidated statements of financial condition.

Although notional amount is the most commonly used measure of volume in the derivatives market, it is not used as a measure of credit risk. Generally, the current credit exposure of our derivative contracts is limited to the net positive estimated fair value of derivative contracts at the reporting date after taking into consideration the existence of netting agreements and any collateral received. A derivative with positive value (a derivative asset) indicates existence of credit risk because the counterparty would owe us if the contract were closed. Alternatively, a derivative contract with negative value (a derivative liability) indicates we would owe money to the counterparty if the contract were closed. Generally, if there is more than one derivative transaction with a single counterparty, a master netting arrangement exists with respect to derivative transactions with that counterparty to provide for aggregate net settlement.

Certain of our standardized contracts for over-the-counter derivative transactions (“**ISDA Master Agreements**”) contain credit risk related contingent provisions related to each counterparty's credit rating. In some ISDA Master Agreements, if the counterparty's credit rating (or in some agreements, our AUM) falls below a specified threshold, either a default or a termination event permitting the counterparty to terminate the ISDA Master Agreement would be triggered. In all agreements that provide for collateralization, various levels of collateralization of net liability positions are applicable, depending on the credit rating of the counterparty. As of December 31, 2014 and 2013, we delivered \$13.2 million and \$8.9 million, respectively, of cash collateral into brokerage accounts. We report this cash collateral in cash and cash equivalents in our consolidated statements of financial condition.

8. Offsetting Assets and Liabilities

Offsetting of securities borrowed as of December 31, 2014 and 2013 was as follows:

	<u>Gross Amounts of Recognized Assets</u>	<u>Gross Amounts Offset in the Statement of Financial Position</u>	<u>Net Amounts of Assets Presented in the Statement of Financial Position</u> (in thousands)	<u>Financial Instruments</u>	<u>Cash Collateral Pledged</u>	<u>Net Amount</u>
December 31, 2014	\$ 158,147	\$ —	\$ 158,147	\$ —	\$ 158,147	\$ —
December 31, 2013	\$ 83,619	\$ —	\$ 83,619	\$ —	\$ 83,619	\$ —

Offsetting of securities loaned as of December 31, 2014 and 2013 was as follows:

	<u>Gross Amounts of Recognized Liabilities</u>	<u>Gross Amounts Offset in the Statement of Financial Position</u>	<u>Net Amounts of Liabilities Presented in the Statement of Financial Position</u> (in thousands)	<u>Financial Instruments</u>	<u>Cash Collateral Received</u>	<u>Net Amount</u>
December 31, 2014	\$ 33,645	\$ —	\$ 33,645	\$ —	\$ 33,645	\$ —
December 31, 2013	\$ 65,101	\$ —	\$ 65,101	\$ —	\$ 65,101	\$ —

9. Fair Value

Fair value is defined as the price that would be received to sell an asset or paid to transfer a liability (*i.e.*, the “exit price”) in an orderly transaction between market participants at the measurement date. The three broad levels of fair value hierarchy are as follows:

- Level 1—Quoted prices in active markets are available for identical assets or liabilities as of the reported date.
- Level 2—Quoted prices in markets that are not active or other pricing inputs that are either directly or indirectly observable as of the reported date.
- Level 3—Prices or valuation techniques that are both significant to the fair value measurement and unobservable as of the reported date. These financial instruments do not have two-way markets and are measured using management’s best estimate of fair value, where the inputs into the determination of fair value require significant management judgment or estimation.

[Table of Contents](#)

Assets and Liabilities Measured at Fair Value on a Recurring Basis

Valuation of our financial instruments by pricing observability levels as of December 31, 2014 and 2013 was as follows:

	<u>Level 1</u>	<u>Level 2</u>	<u>Level 3</u>	<u>Total</u>
	(in thousands)			
December 31, 2014:				
Money markets	\$ 89,566	\$ —	\$ —	\$ 89,566
U.S. Treasury Bills	—	444,152	—	444,152
Available-for-sale				
Equity securities	5,951	—	—	5,951
Fixed income securities	221	—	—	221
Trading				
Equity securities	387,495	7	—	387,502
Fixed income securities	164,317	2,742	—	167,059
Long exchange-traded options	22,290	—	—	22,290
Derivatives	571	6,216	—	6,787
Private equity	12,162	—	58,926	71,088
Total assets measured at fair value	\$ 682,573	\$ 453,117	\$ 58,926	\$ 1,194,616
Securities sold not yet purchased				
Short equities – corporate	\$ 81,784	\$ —	\$ —	\$ 81,784
Short exchange-traded options	7,118	—	—	7,118
Derivatives	2,438	6,954	—	9,392
Total liabilities measured at fair value	\$ 91,340	\$ 6,954	\$ —	\$ 98,294
December 31, 2013:				
Money markets	\$ 153,630	\$ —	\$ —	\$ 153,630
U.S. Treasury Bills	—	964,953	—	964,953
Available-for-sale				
Equity securities	4,794	—	—	4,794
Fixed income securities	64	—	—	64
Trading				
Equity securities	312,931	1,235	—	314,166
Fixed income securities	194,085	4,253	—	198,338
Long exchange-traded options	22,621	—	—	22,621
Derivatives	289	2,996	—	3,285
Private equity	19,836	8,934	52,081	80,851
Total assets measured at fair value	\$ 708,250	\$ 982,371	\$ 52,081	\$ 1,742,702
Securities sold not yet purchased				
Short equities – corporate	\$ 46,978	\$ —	\$ —	\$ 46,978
Short exchange-traded options	25,005	—	—	25,005
Derivatives	2,542	3,769	—	6,311
Total liabilities measured at fair value	\$ 74,525	\$ 3,769	\$ —	\$ 78,294

[Table of Contents](#)

We provide below a description of the fair value methodologies used for instruments measured at fair value, as well as the general classification of such instruments pursuant to the valuation hierarchy:

- **Money markets:** We invest excess cash in various money market funds that are valued based on quoted prices in active markets; these are included in Level 1 of the valuation hierarchy.
- **Treasury Bills:** We hold U.S. Treasury Bills, which are primarily segregated in a special reserve bank custody account as required by Rule 15c3-3 of the Exchange Act. These securities are valued based on quoted yields in secondary markets and are included in Level 2 of the valuation hierarchy.
- **Equity and fixed income securities:** Our equity and fixed income securities consist principally of company-sponsored mutual funds with net asset values and various separately-managed portfolios consisting primarily of equity and fixed income securities with quoted prices in active markets, which are included in Level 1 of the valuation hierarchy. In addition, some securities are valued based on observable inputs from recognized pricing vendors, which are included in Level 2 of the valuation hierarchy.
- **Derivatives:** We hold exchange-traded futures with counterparties that are included in Level 1 of the valuation hierarchy. In addition, we hold currency forward contracts, interest rate swaps, credit default swaps, option swaps and total return swaps with counterparties that are included in Level 2 of the valuation hierarchy.
- **Options:** We hold long exchange-traded options that are included in Level 1 of the valuation hierarchy.
- **Private equity:** Generally, the valuation of private equity investments owned by our consolidated venture capital fund or by us directly (regarding an investment in a private equity fund focused exclusively on the energy sector) requires significant management judgment due to the absence of quoted market prices, inherent lack of liquidity and the long-term nature of such investments. Private equity investments are valued initially at cost. The carrying values of private equity investments are adjusted either up or down from cost to reflect expected exit values as evidenced by financing and sale transactions with third parties, or when determination of a valuation adjustment is confirmed through ongoing review in accordance with our valuation policies and procedures. A variety of factors are reviewed and monitored to assess positive and negative changes in valuation, including current operating performance and future expectations of investee companies, industry valuations of comparable public companies, changes in market outlooks, and the third party financing environment over time. In determining valuation adjustments resulting from the investment review process, particular emphasis is placed on current company performance and market conditions. For these reasons, which make the fair value of private equity investments unobservable, equity investments are included in Level 3 of the valuation hierarchy. We also invest in a third-party venture capital fund in which fair value is based on our capital account balance provided by the partnership and is included in Level 3 of the valuation hierarchy. If private equity investments owned by our consolidated venture capital fund become publicly-traded, they are included in Level 1 of the valuation hierarchy. Also, if they contain trading restrictions, publicly-traded equity investments are included in Level 2 of the valuation hierarchy. During the second quarter of 2013, one of our private securities went public and, due to a trading restriction period, \$19.2 million was transferred from a Level 3 classification to a Level 2 classification. During the fourth quarter of 2013, the trading restriction period for one of our public securities lapsed and, as a result, \$19.8 million was transferred from a Level 2 classification to a Level 1 classification. Also, during the fourth quarter of 2013, one of our private securities merged with a public company and, due to a trading restriction period, \$8.9 million was transferred from a Level 3 to a Level 2 classification. During the first quarter of 2014, the trading restriction period for one of our public securities lapsed and, as a result, \$3.0 million was transferred from a Level 2 classification to a Level 1 classification. During the second quarter of 2014, the trading restriction period for one of our public securities lapsed and, as a result, \$4.0 million was transferred from a Level 2 classification to a Level 1 classification. During the third quarter of 2014, one of our investments began actively trading and, as a result, \$1.6 million was transferred from a Level 3 classification to a Level 1 classification.
- **Securities sold not yet purchased:** Securities sold not yet purchased, primarily reflecting short positions in equities and exchange-traded options, are included in Level 1 of the valuation hierarchy.

[Table of Contents](#)

The change in carrying value associated with Level 3 financial instruments carried at fair value is as follows:

	December 31, 2014	December 31, 2013
	(in thousands)	
Balance as of beginning of period	\$ 52,081	\$ 76,953
Transfers in (out), net	(1,594)	(28,155)
Purchases	7,976	4,058
Sales	(1,121)	(3,518)
Realized gains (losses), net	721	(6,578)
Unrealized gains (losses), net	863	9,321
Balance as of end of period	\$ 58,926	\$ 52,081

Transfers into and out of all levels of the fair value hierarchy are reflected at end-of-period fair values. Realized and unrealized gains and losses on Level 3 financial instruments are recorded in investment gains and losses in the consolidated statements of income. Approximately one-third of the Level 3 investments are private equity investments owned by our consolidated venture capital fund, of which we own 10% and non-controlling interests own 90%.

Quantitative information about Level 3 fair value measurements as of December 31, 2014 and 2013 is as follows:

	Fair Value as of December 31, 2014 (in thousands)	Valuation Technique	Unobservable Input	Range
Private Equity:				
Technology, Media and Telecommunications	\$ 20,112	Market comparable companies	Revenue multiple	2.0 – 3.5
			Discount rate	18%
			Discount years	2.0 years

In addition, as of December 31, 2014, there are two investments in the Healthcare and Clean-tech category that are classified as Level 3. The first investment (fair value of \$0.1 million) is being valued based on liquidation value. The second investment is a warrant (fair value of \$0.1 million) and is valued using the Black-Scholes option valuation model. Also, we have an investment in a private equity fund focused exclusively on the energy sector (fair value of \$7.5 million) that is classified as Level 3. This investment's valuation is based on a market approach, considering recent transactions of the fund and the industry.

	Fair Value as of December 31, 2013 (in thousands)	Valuation Technique	Unobservable Input	Range
Private Equity:				
Technology, Media and Telecommunications	\$ 13,956	Market comparable companies	Revenue multiple	2.5 – 3.5
			Discount rate	18%
			Discount years	1 .0
Healthcare and Clean-tech	\$ 2,892	Market comparable companies	Revenue multiple ⁽¹⁾	1.2 – 49.0
			R&D multiple ⁽¹⁾	1.1 – 17.1
			Discount for lack of marketability and risk factors	50-60%

(1) The median for the Healthcare and Clean-tech revenue multiple is 12.5; the median R&D multiple is 11.0.

[Table of Contents](#)

The significant unobservable inputs used in the fair value measurement of the reporting entities' venture capital securities in the Technology, Media and Telecommunications areas are enterprise value to revenue multiples and a discount rate to account for the time until the securities are likely monetized and various risk factors. Significant increases (decreases) in the enterprise value to revenue multiple inputs in isolation would result in a significantly higher (lower) fair value measurement. Significant increases (decreases) in the discount rate would result in a significantly lower (higher) fair value measurement.

The significant unobservable inputs used in the fair value measurement of the reporting entities' venture capital securities in the Healthcare and Clean-tech areas as of December 31, 2013 are enterprise value to revenue multiples, enterprise value to R&D investment multiples, and a discount for lack of marketability and various risk factors. Significant increases (decreases) in the enterprise value to revenue multiple and enterprise value to R&D investment multiple inputs in isolation would result in a significantly higher (lower) fair value measurement. Significant increases (decreases) in the discount for lack of marketability and various risk factors in isolation would result in a significantly lower (higher) fair value measurement. Generally, a change in the assumption used for the level of enterprise value to revenue multiple is accompanied by a directionally similar change in the assumption used for the enterprise value to R&D multiple. In addition, a change in the assumption used for the discount for lack of marketability and various risk factors is not correlated to changes in the assumptions used for the enterprise value to revenue multiple or the enterprise value to R&D investment multiple.

One of our private equity investments is a venture capital fund (fair value of \$31.0 million and unfunded commitment of \$2.9 million as of December 31, 2014) that invests in communications, consumer, digital media, healthcare and information technology markets. In addition, one of the investments included in our consolidated private equity fund (fair value of \$0.1 million and no unfunded commitment as of December 31, 2014) is a venture capital fund investing in clean energy, resource and energy efficiency and other sustainable industries. The fair value of each of these investments has been estimated using the capital account balances provided by the partnerships. The interests in these partnerships cannot be redeemed.

Assets and Liabilities Measured at Fair Value on a Nonrecurring Basis

We did not have any material assets or liabilities that were measured at fair value for impairment on a nonrecurring basis during the years ended December 31, 2014 or 2013.

10. Furniture, Equipment and Leasehold Improvements, Net

Furniture, equipment and leasehold improvements, net consist of:

	December 31,	
	2014	2013
	(in thousands)	
Furniture and equipment	\$ 532,512	\$ 526,478
Leasehold improvements	259,588	258,061
	792,100	784,539
Less: Accumulated depreciation and amortization	(631,144)	(610,021)
Furniture, equipment and leasehold improvements, net	\$ 160,956	\$ 174,518

Depreciation and amortization expense on furniture, equipment and leasehold improvements were \$36.2 million, \$36.5 million and \$52.8 million for the years ended December 31, 2014, 2013 and 2012, respectively.

During 2014, 2013 and 2012, we recorded \$0.1 million, \$28.4 million and \$223.0 million, respectively, in pre-tax real estate charges. Included in these charges were \$5.5 million, \$4.4 million and \$41.4 million, respectively, worth of leasehold improvements, furniture and equipment we wrote off related to the respective spaces. See Note 3 for further discussion of the real estate charges.

11. Deferred Sales Commissions, Net

The components of deferred sales commissions, net for the years ended December 31, 2014 and 2013 were as follows (excluding amounts related to fully amortized deferred sales commissions):

	December 31,	
	2014	2013
	(in thousands)	
Carrying amount of deferred sales commissions	\$ 918,270	\$ 813,636
Less: Accumulated amortization	(557,818)	(516,311)
Cumulative CDSC received	(242,162)	(226,751)
Deferred sales commissions, net	\$ 118,290	\$ 70,574

Amortization expense was \$41.5 million, \$41.3 million and \$40.3 million for the years ended December 31, 2014, 2013 and 2012, respectively. Estimated future amortization expense related to the December 31, 2014 net asset balance, assuming no additional CDSC is received in future periods, is as follows (in thousands):

2015	\$ 43,209
2016	34,541
2017	26,911
2018	13,175
2019	398
2020	56
	\$ 118,290

12. Debt

As of December 31, 2014 and 2013, AB had \$489.0 million and \$268.4 million, respectively, in commercial paper outstanding with weighted average interest rates of approximately 0.3% for both periods. The commercial paper is short term in nature, and as such, recorded value is estimated to approximate fair value (and considered a Level 2 security in the fair value hierarchy). Average daily borrowings of commercial paper during 2014 and 2013 were \$335.0 million and \$282.0 million, respectively, with weighted average interest rates of approximately 0.2% and 0.3%, respectively.

AB has a \$1.0 billion committed, unsecured senior revolving credit facility (“**Credit Facility**”) with a group of commercial banks and other lenders. The Credit Facility provides for possible increases in the principal amount by up to an aggregate incremental amount of \$250 million, any such increase being subject to the consent of the affected lenders. The Credit Facility is available for AB’s and SCB LLC’s business purposes, including the support of AB’s \$1.0 billion commercial paper program. Both AB and SCB LLC can draw directly under the Credit Facility and management may draw on the Credit Facility from time to time. AB has agreed to guarantee the obligations of SCB LLC under the Credit Facility.

The Credit Facility contains affirmative, negative and financial covenants, which are customary for facilities of this type, including, among other things, restrictions on dispositions of assets, restrictions on liens, a minimum interest coverage ratio and a maximum leverage ratio. As of December 31, 2014, we were in compliance with these covenants. The Credit Facility also includes customary events of default (with customary grace periods, as applicable), including provisions under which, upon the occurrence of an event of default, all outstanding loans may be accelerated and/or lender’s commitments may be terminated. Also, under such provisions, upon the occurrence of certain insolvency- or bankruptcy-related events of default, all amounts payable under the Credit Facility automatically would become immediately due and payable, and the lender’s commitments automatically would terminate.

Amounts under the Credit Facility may be borrowed, repaid and re-borrowed by us from time to time until the maturity of the facility. Voluntary prepayments and commitment reductions requested by us are permitted at any time without fee (other than customary breakage costs relating to the prepayment of any drawn loans) upon proper notice and subject to a minimum dollar requirement. Borrowings under the Credit Facility bear interest at a rate per annum, which will be, at our option, a rate equal to an applicable margin, which is subject to adjustment based on the credit ratings of AB, plus one of the following indexes: London Interbank Offered Rate; a floating base rate; or the Federal Funds rate.

On October 22, 2014, as part of an amendment and restatement, the maturity date of the Credit Facility was extended from January 17, 2017 to October 22, 2019. There were no other significant changes included in the amendment.

As of December 31, 2014 and 2013, we had no amounts outstanding under the Credit Facility. During 2014 and 2013, we did not draw upon the Credit Facility.

[Table of Contents](#)

In addition, SCB LLC has five uncommitted lines of credit with four financial institutions. Two of these lines of credit permit us to borrow up to an aggregate of approximately \$200 million, with AB named as an additional borrower, while three lines have no stated limit. As of December 31, 2014 and 2013, SCB LLC had no bank loans outstanding. Average daily borrowings of bank loans during 2014 and 2013 were \$5.5 million and \$6.2 million, respectively, with weighted average interest rates of approximately 1.1% and 1.0%, respectively.

13. Commitments and Contingencies

Operating Leases

We lease office space, furniture and office equipment under various operating leases. The future minimum payments under non-cancelable leases, sublease commitments and related payments we are obligated to make, net of sublease commitments of third party lessees to make payments to us, as of December 31, 2014, are as follows:

	<u>Payments</u>	<u>Sublease Receipts</u>	<u>Net Payments</u>
	(in millions)		
2015	\$ 136.2	\$ 41.5	\$ 94.7
2016	135.3	43.2	92.1
2017	134.9	42.0	92.9
2018	125.6	41.4	84.2
2019	120.6	41.2	79.4
2020 and thereafter	819.5	106.3	713.2
Total future minimum payments	\$ 1,472.1	\$ 315.6	\$ 1,156.5

Office leases contain escalation clauses that provide for the pass through of increases in operating expenses and real estate taxes. Rent expense, which is amortized on a straight-line basis over the life of the lease, was \$73.0 million, \$74.7 million and \$100.4 million, respectively, for the years ended December 31, 2014, 2013 and 2012, net of sublease income of \$3.3 million, \$3.4 million and \$3.2 million, respectively, for the years ended December 31, 2014, 2013 and 2012. During 2014, we had rent credits of \$5.4 million relating to our real estate consolidation plans. In addition, we accelerated rent of \$24.0 million and \$181.6 million in 2013 and 2012, respectively. See Note 3 for further discussion of the real estate charges.

Legal Proceedings

During the first quarter of 2012, we received a legal letter of claim (“**Letter of Claim**”) sent on behalf of Philips Pension Trustees Limited and Philips Electronics U.K. Limited (“**Philips**”), a former pension fund client, alleging that AllianceBernstein Limited (one of our subsidiaries organized in the U.K.) was negligent and failed to meet certain applicable standards of care with respect to the initial investment in, and management of, a £500 million portfolio of U.S. mortgage-backed securities. The alleged damages range between \$177 million and \$234 million, plus compound interest on an alleged \$125 million of realized losses in the portfolio. On January 2, 2014, Philips filed a claim form (“**Claim**”) in the High Court of Justice in London, England, which formally commenced litigation with respect to the allegations in the Letter of Claim.

We believe that any losses to Philips resulted from adverse developments in the U.S. housing and mortgage market that precipitated the financial crisis in 2008 and not from any negligence or failure on our part. We believe that we have strong defenses to these claims, which are set forth in our October 12, 2012 response to the Letter of Claim and our June 27, 2014 Statement of Defence in response to the Claim, and will defend this matter vigorously. Currently, we are unable to estimate a reasonably possible range of loss because the matter remains in its early stages.

In addition to the Claim discussed immediately above, we are involved in various other matters, including regulatory inquiries, administrative proceedings and litigation, some of which allege significant damages.

In management’s opinion, an adequate accrual has been made as of December 31, 2014 to provide for any probable losses regarding any litigation matters for which we can reasonably estimate an amount of loss. It is reasonably possible that we could incur additional losses pertaining to these matters, but currently we cannot estimate any such additional losses.

Management, after consultation with legal counsel, currently believes that the outcome of any matter that is pending or threatened, or all of them combined, will not have a material adverse effect on our results of operations, financial condition or liquidity. However, any inquiry, proceeding or litigation has an element of uncertainty; management cannot determine whether further developments relating to any matter that is pending or threatened, or all of them combined, will have a material adverse effect on our results of operation, financial condition or liquidity in any future reporting period.

Other

During 2009, we entered into a subscription agreement under which we committed to invest up to \$35 million, as amended in 2011, in a venture capital fund over a six-year period. As of December 31, 2014, we have funded \$32.1 million of this commitment.

During 2010, as general partner of AllianceBernstein U.S. Real Estate L.P. (“**Real Estate Fund**”), we committed to invest \$25 million in the Real Estate Fund. As of December 31, 2014, we have funded \$16.4 million of this commitment. During 2014, as general partner of AllianceBernstein U.S. Real Estate II L.P. (“**Real Estate Fund II**”), we committed to invest \$25 million in the Real Estate Fund II. As of December 31, 2014, we have not funded this commitment.

During 2012, we entered into an investment agreement under which we committed to invest up to \$8 million in an oil and gas fund over a three-year period. As of December 31, 2014, we have funded \$6.1 million of this commitment.

14. Net Capital

SCB LLC, a broker-dealer and a member organization of the New York Stock Exchange (“**NYSE**”), is subject to the Uniform Net Capital Rule 15c3-1 of the Exchange Act. SCB LLC computes its net capital under the alternative method permitted by the rule, which requires that minimum net capital, as defined, equals the greater of \$1 million or two percent of aggregate debit items arising from customer transactions, as defined. As of December 31, 2014, SCB LLC had net capital of \$171.7 million, which was \$147.2 million in excess of the minimum net capital requirement of \$24.5 million. Advances, dividend payments and other equity withdrawals by SCB LLC are restricted by regulations of the U.S. Securities and Exchange Commission (“**SEC**”), the Financial Industry Regulatory Authority, Inc., and other securities agencies.

SCBL is a member of the London Stock Exchange. As of December 31, 2014, SCBL was subject to financial resources requirements of \$26.0 million imposed by the Financial Conduct Authority of the United Kingdom and had aggregate regulatory financial resources of \$43.5 million, an excess of \$17.5 million.

AllianceBernstein Investments serves as distributor and/or underwriter for certain company-sponsored mutual funds. AllianceBernstein Investments is registered as a broker-dealer under the Exchange Act and is subject to the minimum net capital requirements imposed by the SEC. As of December 31, 2014, AllianceBernstein Investments had net capital of \$40.1 million, which was \$39.8 million in excess of its required net capital of \$0.3 million.

Many of our subsidiaries around the world are subject to minimum net capital requirements by the local laws and regulations to which they are subject. As of December 31, 2014, each of our subsidiaries subject to a minimum net capital requirement satisfied the applicable requirement.

15. Counterparty Risk

Customer Activities

In the normal course of business, brokerage activities involve the execution, settlement and financing of various customer securities trades, which may expose SCB LLC and SCBL to off-balance sheet risk by requiring SCB LLC and SCBL to purchase or sell securities at prevailing market prices in the event the customer is unable to fulfill its contractual obligations.

SCB LLC’s customer securities activities are transacted on either a cash or margin basis. In margin transactions, SCB LLC extends credit to the customer, subject to various regulatory and internal margin requirements. These transactions are collateralized by cash or securities in the customer’s account. In connection with these activities, SCB LLC may execute and clear customer transactions involving the sale of securities not yet purchased. SCB LLC seeks to control the risks associated with margin transactions by requiring customers to maintain collateral in compliance with the aforementioned regulatory and internal guidelines. SCB LLC monitors required margin levels daily and, pursuant to such guidelines, requires customers to deposit additional collateral, or reduce positions, when necessary. A majority of SCB LLC’s customer margin accounts are managed on a discretionary basis whereby AB maintains control over the investment activity in the accounts. For these discretionary accounts, SCB LLC’s margin deficiency exposure is minimized through maintaining a diversified portfolio of securities in the accounts and by virtue of AB’s discretionary authority and SCB LLC’s role as custodian.

SCB LLC may enter into forward foreign currency contracts on behalf of accounts for which SCB LLC acts as custodian. SCB LLC minimizes credit risk associated with these contracts by monitoring these positions on a daily basis, as well as by virtue of AB’s discretionary authority and SCB LLC’s role as custodian.

[Table of Contents](#)

In accordance with industry practice, SCB LLC and SCBL record customer transactions on a settlement date basis, which generally was three business days after trade date during 2014. SCB LLC and SCBL are exposed to risk of loss on these transactions in the event of the customer's or broker's inability to meet the terms of their contracts, in which case SCB LLC and SCBL may have to purchase or sell financial instruments at prevailing market prices. The risks assumed by SCB LLC and SCBL in connection with these transactions are not expected to have a material adverse effect on AB's, SCB LLC's, or SCBL's financial condition or results of operations.

Other Counterparties

SCB LLC and SCBL are engaged in various brokerage activities on behalf of clients, including Sanford C. Bernstein (Hong Kong) Limited (one of our subsidiaries), in which counterparties primarily include broker-dealers, banks and other financial institutions. In the event counterparties do not fulfill their obligations, SCB LLC and SCBL may be exposed to loss. The risk of default depends on the creditworthiness of the counterparty or issuer of the instrument. It is SCB LLC's and SCBL's policy to review, as necessary, each counterparty's creditworthiness.

In connection with security borrowing and lending arrangements, SCB LLC and SCBL enter into collateralized agreements, which may result in credit exposure in the event the counterparty to a transaction is unable to fulfill its contractual obligations. Security borrowing arrangements require SCB LLC and SCBL to deposit cash collateral with the lender. With respect to security lending arrangements, SCB LLC (SCBL does not participate in security lending arrangements) receives collateral in the form of cash in amounts generally in excess of the market value of the securities loaned. SCB LLC minimizes credit risk associated with these activities by establishing credit limits for each broker and monitoring these limits on a daily basis. Additionally, security borrowing and lending collateral is marked to market on a daily basis, and additional collateral is deposited by or returned to SCB LLC and SCBL as necessary.

AB enters into various futures, forwards and swaps primarily to economically hedge certain of its seed money investments. AB may be exposed to credit losses in the event of nonperformance by counterparties to these derivative financial instruments. *See Note 7* for further discussion.

16. Qualified Employee Benefit Plans

We maintain a qualified profit sharing plan covering U.S. employees and certain foreign employees. Employer contributions are discretionary and generally limited to the maximum amount deductible for federal income tax purposes. Aggregate contributions for 2014, 2013 and 2012 were \$13.5 million, \$12.8 million and \$13.0 million, respectively.

We maintain several defined contribution plans for foreign employees working for our subsidiaries in the United Kingdom, Australia, Japan and other locations outside the United States. Employer contributions generally are consistent with regulatory requirements and tax limits. Defined contribution expense for foreign entities was \$7.3 million, \$6.0 million and \$6.7 million in 2014, 2013 and 2012, respectively.

We maintain a qualified, noncontributory, defined benefit retirement plan ("**Retirement Plan**") covering current and former employees who were employed by AB in the United States prior to October 2, 2000. Benefits are based on years of credited service, average final base salary (as defined in the Retirement Plan) and primary Social Security benefits. Service and compensation after December 31, 2008 are not taken into account in determining participants' retirement benefits.

Our policy is to satisfy our funding obligation for each year in an amount not less than the minimum required by the Employee Retirement Income Security Act of 1974, as amended, and not greater than the maximum amount we can deduct for federal income tax purposes. We contributed \$6.0 million to the Retirement Plan during 2014. We currently do not plan to make a contribution to the Retirement Plan during 2015. Contribution estimates, which are subject to change, are based on regulatory requirements, future market conditions and assumptions used for actuarial computations of the Retirement Plan's obligations and assets. Management, at the present time, has not determined the amount, if any, of additional future contributions that may be required.

[Table of Contents](#)

The Retirement Plan's projected benefit obligation, fair value of plan assets, and funded status (amounts recognized in the consolidated statements of financial condition) were as follows:

	Years Ended December 31,	
	2014	2013
	(in thousands)	
<i>Change in projected benefit obligation:</i>		
Projected benefit obligation at beginning of year	\$ 93,548	\$ 107,806
Interest cost	4,895	4,640
Actuarial loss (gain)	19,909	(15,534)
Benefits paid	(4,619)	(3,364)
Projected benefit obligation at end of year	<u>113,733</u>	<u>93,548</u>
<i>Change in plan assets:</i>		
Plan assets at fair value at beginning of year	83,831	71,620
Actual return on plan assets	5,108	11,575
Employer contribution	6,000	4,000
Benefits paid	(4,619)	(3,364)
Plan assets at fair value at end of year	<u>90,320</u>	<u>83,831</u>
Funded status	\$ (23,413)	\$ (9,717)

The amounts recognized in other comprehensive (loss) income for 2014, 2013 and 2012 were as follows:

	2014	2013	2012
	(in thousands)		
Unrecognized net (loss) gain from experience different from that assumed and effects of changes and assumptions	\$ (20,803)	\$ 22,871	\$ (9,194)
Unrecognized net plan assets as of January 1, 1987 being recognized over 26.3 years	—	(47)	(143)
	(20,803)	22,824	(9,337)
Income tax benefit (expense)	232	(388)	(126)
Other comprehensive (loss) gain	\$ (20,571)	\$ 22,436	\$ (9,463)

The loss of \$20.6 million recognized in 2014 primarily was due to changes in the discount rate and lump sum interest rates (\$12.0 million) and changes in the mortality assumption (\$7.5 million). The gain of \$22.4 million recognized in 2013 primarily was due to changes in the discount rate (\$16.1 million) and earnings of plan assets exceeding expectations (\$6.2 million). The loss of \$9.5 million recognized in 2012 primarily was due to changes in the discount rate and lump sum interest rates (\$14.2 million), offset by earnings of plan assets exceeding expectations (\$3.4 million).

The amounts included in accumulated other comprehensive income (loss) as of December 31, 2014 and 2013 were as follows:

	2014	2013
	(in thousands)	
Unrecognized net loss from experience different from that assumed and effects of changes and assumptions	\$ (46,196)	\$ (25,393)
Unrecognized net plan assets as of January 1, 1987 being recognized over 26.3 years	—	—
	(46,196)	(25,393)
Income tax benefit	567	335
Accumulated other comprehensive loss	\$ (45,629)	\$ (25,058)

The estimated amortization of loss for the Retirement Plan that will be amortized from accumulated other comprehensive income over the next year is \$950,139. The accumulated benefit obligation for the plan was \$113.7 million and \$93.5 million, respectively, as of December 31, 2014 and 2013.

The discount rates used to determine benefit obligations as of December 31, 2014 and 2013 (measurement dates) were 4.3% and 5.3%, respectively.

[Table of Contents](#)

Benefit payments are expected to be paid as follows (in thousands):

2015	\$ 4,938
2016	5,540
2017	4,508
2018	5,181
2019	5,932
2020-2024	31,981

Net (benefit) expense under the Retirement Plan consisted of:

	Years Ended December 31,		
	2014	2013	2012
	(in thousands)		
Interest cost on projected benefit obligations	\$ 4,895	\$ 4,640	\$ 4,633
Expected return on plan assets	(6,493)	(5,347)	(4,969)
Amortization of transition asset	—	(47)	(143)
Recognized actuarial loss	490	1,109	848
Net pension (benefit) expense	\$ (1,108)	\$ 355	\$ 369

Actuarial computations used to determine net periodic costs were made utilizing the following weighted-average assumptions:

	Years Ended December 31,		
	2014	2013	2012
Discount rate on benefit obligations	5.3%	4.4%	5.1%
Expected long-term rate of return on plan assets	7.5	7.5	8.0

In developing the expected long-term rate of return on plan assets of 7.5%, management considered the historical returns and future expectations for returns for each asset category, as well as the target asset allocation of the portfolio. The expected long-term rate of return on assets is based on weighted average expected returns for each asset class.

As of December 31, 2014, the mortality assumption has been updated to the recently published Society of Actuaries (“SOA”) Study RP-2014 table and mortality improvement scale. Previously, mortality had been assumed using the RP-2000 table with mortality improvements projected with scale BB to 2020.

It is expected that the Internal Revenue Service (“IRS”) will update the mortality tables used to calculate lump sums to reflect the final tables published by the SOA. Since the current mortality tables have been published for plan years through 2015, updated tables will not be effective before 2016 with 2017 being more probable. For results for fiscal year-end 2014, we reflected the current IRS tables through 2016 and the new SOA tables with generational improvements for lump sum payments projected to begin in 2017 and later.

The Retirement Plan’s asset allocation percentages consisted of:

	December 31,	
	2014	2013
Equity	62%	59%
Debt securities	18	21
Other	20	20
	100%	100%

The guidelines regarding allocation of assets are formalized in the Investment Policy Statement adopted by the Investment Committee for the Retirement Plan. The objective of the investment program is to enhance the portfolio of the Plan through total return (capital appreciation and income), thereby promoting the ongoing ability of the Plan to meet future liabilities and obligations, while minimizing the need for additional contributions. The guidelines specify an allocation weighting of 30% to 60% for return seeking investments (target of 40%), 10% to 30% for risk mitigating investments (target of 15%), 0% to 25% for diversifying investments (target of 17%) and 18% to 38% for dynamic asset allocation (target of 28%). Investments in mutual funds, hedge funds (and other alternative investments), and other commingled investment vehicles are permitted under the guidelines. Investments are permitted in overlay portfolios (regulated mutual funds) to complement the long-term strategic asset allocation. This portfolio overlay strategy is designed to manage short-term portfolio risk and mitigate the effect of extreme outcomes by varying the asset allocation of a portfolio through investment in the overlay portfolios.

[Table of Contents](#)

See Note 9 for a description of how we measure the fair value of our plan assets.

The valuation of our Retirement Plan assets by pricing observability levels as of December 31, 2014 and 2013 was as follows:

	December 31, 2014			
	Level 1	Level 2	Level 3	Total
	(in thousands)			
Cash	\$ 715	\$ —	\$ —	\$ 715
Hedge fund	—	9,249	—	9,249
Fixed income mutual funds	22,040	—	—	22,040
Equity mutual fund	23,220	—	—	23,220
Equity securities	25,163	—	—	25,163
Equity private investment trusts	—	9,933	—	9,933
Total assets measured at fair value	\$ 71,138	\$ 19,182	\$ —	\$ 90,320

	December 31, 2013			
	Level 1	Level 2	Level 3	Total
	(in thousands)			
Cash	\$ 444	\$ —	\$ —	\$ 444
Hedge fund	—	5,758	—	5,758
Fixed income mutual funds	28,920	—	—	28,920
Equity mutual fund	14,795	—	—	14,795
Equity securities	23,440	—	—	23,440
Equity private investment trusts	—	10,474	—	10,474
Total assets measured at fair value	\$ 67,599	\$ 16,232	\$ —	\$ 83,831

The Retirement Plan's investments include the following:

- two fixed income mutual funds, each of which seeks to generate income consistent with preservation of capital. One mutual fund invests in a portfolio of fixed income securities of U.S. and non-U.S. companies and U.S. and non-U.S. government securities and supranational entities, including lower-rated securities, while the second fund invests in a broad range of fixed income securities in both developed and emerging markets with a range of maturities from short- to long-duration;
- separate equity and fixed income mutual funds which seek to moderate the volatility of equity and fixed income oriented asset allocation over the long term, as part of an investor's overall asset allocation managed by AB;
- a multi-style, multi-cap integrated portfolio adding incremental U.S. equity diversification to its value and growth equity selections, designed to deliver a long-term premium to the S&P 500 with greater consistency across a range of market environments;
- two equity private investment trusts, one of which invests primarily in equity securities of non-U.S. companies located in emerging market countries, and the other of which invests in equity securities of established non-U.S. companies located in the countries comprising the MSCI EAFE Index, plus Canada; and
- a hedge fund that seeks to provide attractive risk-adjusted returns over full market cycles with less volatility than the broad equity markets by allocating all or substantially all of its assets among portfolio managers through portfolio funds that employ a broad range of investment strategies.

17. Long-term Incentive Compensation Plans

We maintain an unfunded, non-qualified incentive compensation program known as the AllianceBernstein Incentive Compensation Award Program (“**Incentive Compensation Program**”), under which annual awards may be granted to eligible employees. See Note 2, “*Summary of Significant Accounting Policies – Long-term Incentive Compensation Plans*” for a discussion of the award provisions.

Under the Incentive Compensation Program, we made awards in 2014, 2013 and 2012 aggregating \$176.5 million, \$157.7 million and \$150.1 million, respectively. The amounts charged to employee compensation and benefits for the years ended December 31, 2014, 2013 and 2012 were \$173.2 million, \$162.3 million and \$151.4 million, respectively.

Effective as of July 1, 2010, we established the AllianceBernstein 2010 Long Term Incentive Plan, as amended (“**2010 Plan**”), which was adopted by AB Holding Unitholders at a special meeting of AB Holding Unitholders held on June 30, 2010. Since the 2010 Plan was adopted, the following forms of awards have been available for grant to employees and Eligible Directors: (i) restricted AB Holding Units or phantom restricted AB Holding Units (a “phantom” award is a contractual right to receive AB Holding Units at a later date or upon a specified event); (ii) options to buy AB Holding Units; and (iii) other AB Holding Unit-based awards (including, without limitation, AB Holding Unit appreciation rights and performance awards). The purpose of the 2010 Plan is to promote the interest of AB by: (i) attracting and retaining talented officers, employees and directors, (ii) motivating such officers, employees and directors by means of performance-related incentives to achieve longer-range business and operational goals, (iii) enabling such officers, employees and directors to participate in the long-term growth and financial success of AB, and (iv) aligning the interests of such officers, employees and directors with those of AB Holding Unitholders. The 2010 Plan will expire on June 30, 2020, and no awards under the 2010 Plan will be made after that date. Under the 2010 Plan, the aggregate number of AB Holding Units with respect to which awards may be granted is 60 million, including no more than 30 million newly-issued AB Holding Units.

The 2010 Plan was amended by the Board in May 2011, expanding the universe of persons eligible to receive awards under the 2010 Plan to include any member of the Board who is a former executive or former employee of an affiliate of AB Holding. For purposes of this amendment, “**affiliate**” includes any company or other entity that directly, or indirectly through one or more intermediaries, controls, is controlled by or is under common control with, AB.

The 2010 Plan was further amended by the Compensation Committee of the Board (“**Compensation Committee**”) in December 2011, clarifying that, where duly authorized by the Compensation Committee or the Board, continued vesting of awards after a Termination (as those terms are defined in the 2010 Plan or the applicable award agreement) in circumstances where such continued vesting is conditioned on compliance with (A) one or more restrictive covenants, and/or (B) a standard of conduct regarding appropriate consideration of risk set forth in the applicable award agreement, shall count towards satisfying the minimum vesting requirement set forth in Section 6(b)(i) of the 2010 Plan.

The 2010 Plan was further amended by the Board in May 2012, when the Board authorized management to reacquire on the open market or otherwise all 60 million AB Holding Units available for awards under the 2010 Plan (less one AB Holding Unit for every newly-issued AB Holding Unit already awarded under the 2010 Plan), while maintaining the 30 million AB Holding Unit limitation on newly-issued AB Holding Units available for awards under the 2010 Plan.

As of December 31, 2014, 273,387 options to buy AB Holding Units had been granted and 42,316,221 AB Holding Units, net of forfeitures, were subject to other AB Holding Unit awards made under the 2010 Plan or an equity compensation plan with similar terms that expired in 2010. AB Holding Unit-based awards (including options) in respect of 17,410,392 AB Holding Units were available for grant as of December 31, 2014.

Options granted to employees generally are exercisable at a rate of 20% of the AB Holding Units subject to such options on each of the first five anniversary dates of the date of grant; options granted to Eligible Directors generally are exercisable at a rate of 33.3% of the AB Holding Units subject to such options on each of the first three anniversary dates of the date of grant. Restricted AB Holding Units awarded to our CEO pursuant to his employment agreements (as described below under “*Restricted AB Holding Unit Awards*”) vest ratably over his employment terms. Restricted AB Holding Units awarded under the Incentive Compensation Program vest 25% on December 1st of the subsequent four years.

Option Awards

Options to buy AB Holding Units (including grants to Eligible Directors) were granted as follows: 25,106 options were granted during 2014, 37,690 options were granted during 2013 and 114,443 options were granted during 2012. The weighted average fair value of options to buy AB Holding Units granted during 2014, 2013 and 2012 was \$4.78, \$5.44 and \$3.67, respectively, on the date of grant, determined using the Black-Scholes option valuation model with the following assumptions:

	<u>2014</u>	<u>2013</u>	<u>2012</u>
Risk-free interest rate	1.5%	0.8 - 1.7%	0.7%
Expected cash distribution yield	8.4%	8.0 - 8.3%	6.2%
Historical volatility factor	48.9%	49.7 - 49.8%	49.2%
Expected term	6.0 years	6.0 years	6.0 years

Due to a lack of sufficient historical data, we have chosen to use the simplified method to calculate the expected term of options.

The activity in our option plan during 2014 is as follows:

	<u>Options to Buy AB Holding Units</u>	<u>Weighted Average Exercise Price Per Option</u>	<u>Weighted Average Remaining Contractual Term (Years)</u>	<u>Aggregate Intrinsic Value</u>
Outstanding as of December 31, 2013	7,074,139	\$ 40.82	4.9	
Granted	25,106	22.99		
Exercised	(1,110,070)	17.08		
Forfeited	(24,764)	84.19		
Expired	(22,000)	33.00		
Outstanding as of December 31, 2014	5,942,411	45.03	3.9	\$ —
Exercisable as of December 31, 2014	4,948,954	38.12	3.9	—
Vested or expected to vest as of December 31, 2014	5,942,411	45.03	3.9	—

The aggregate intrinsic value as of December 31, 2014 of options outstanding, exercisable and expected to vest is negative, and is therefore presented as zero in the table above. The total intrinsic value of options exercised during 2014, 2013 and 2012 was \$9.1 million, \$5.0 million and zero, respectively.

Under the fair value method, compensation expense is measured at the grant date based on the estimated fair value of the options awarded (determined using the Black-Scholes option valuation model) and is recognized over the required service period. We recorded compensation (credit) expense relating to option grants of \$(0.3) million, \$(3.8) million and \$1.2 million, respectively, for the years ended December 31, 2014, 2013 and 2012. As of December 31, 2014, there was no compensation cost related to unvested option grants not yet recognized in the consolidated statement of income.

Restricted AB Holding Unit Awards

In 2014, 2013 and 2012, the Board granted restricted AB Holding Unit awards to Eligible Directors. These AB Holding Units give the Eligible Directors, in most instances, all the rights of other AB Holding Unit holders subject to such restrictions on transfer as the Board may impose. We awarded 31,320, 28,693 and 28,812 restricted AB Holding Units, respectively, in 2014, 2013 and 2012 with grant date fair values per restricted AB Holding Unit of \$22.99 in 2014, \$26.44 and \$20.12 in 2013 (representing annual awards in May 2013 and special awards in September 2013 to two Eligible Directors who joined the Board in July 2013) and \$14.58 in 2012. All of the restricted AB Holding Units vest on the third anniversary of grant date or immediately if a director leaves the Board for any reason other than “cause”, as defined in the applicable award agreement. We fully expensed these awards on each grant date. We recorded compensation expense relating to these awards of \$0.7 million, \$0.7 million and \$0.4 million, respectively, for the years ended December 31, 2014, 2013 and 2012.

In connection with the commencement of Mr. Kraus’s employment as our CEO on December 19, 2008, he was granted 2.7 million restricted AB Holding Units with a grant date fair value of \$19.20. Mr. Kraus’s restricted AB Holding Units vested ratably on each of the first five anniversaries of December 19, 2008, commencing December 19, 2009, subject to his continued employment by AB on the vesting dates. During June 2012, Mr. Kraus entered into an agreement (“**Kraus Employment Agreement**”) pursuant to which Mr. Kraus serves as our CEO. The Kraus Employment Agreement commenced on January 3, 2014 and terminates on January 2, 2019 (“**Employment Term**”), unless it is terminated in accordance with its terms. In connection with the signing of the Kraus Employment Agreement, Mr. Kraus was granted 2.7 million restricted AB Holding Units, vesting ratably over the Employment Term. Under US GAAP, the compensation expense for the AB Holding Unit award under the Kraus Employment Agreement of \$33.1 million (based on the \$12.17 grant date AB Holding Unit price) must be amortized on a straight-line basis over 6.5 years, beginning on the grant date. As a result, although Mr. Kraus did not receive any incremental cash compensation or cash distributions related to the restricted AB Holding Unit award pursuant to the Kraus Employment Agreement prior to the commencement of the Employment Term, we incurred \$2.5 million of incremental compensation expense during the second half of 2012 and \$5.1 million of such expense during 2013. We recorded compensation expense relating to the CEO restricted AB Holding Unit grants of \$5.1 million, \$15.5 million and \$13.0 million, respectively, for the years ended December 31, 2014, 2013 and 2012.

[Table of Contents](#)

In 1993, we established the Century Club Plan, under which employees of AB whose primary responsibilities are to assist in the distribution of company-sponsored mutual funds and who meet certain sales targets, are eligible to receive an award of restricted AB Holding Units. Awards granted prior to December 2010 vested ratably over three years and subsequent awards vest ratably over four years. The service requirement for Century Club participants was affected in the same manner as other long-term incentive compensation awards by the amendment to the employee long-term incentive compensation award program in December 2011. The 2014 awards were deferred until 2015. Management has decided not to grant new awards under the Century Club Plan after December 2015. We awarded 55,000 and 47,450 restricted AB Holding Units in 2013 and 2012, respectively. The grant date fair values per AB Holding Unit of these awards were \$21.67 in 2013 and \$17.91 in 2012. We recorded compensation (credit) expense relating to the Century Club Plan grants of \$(0.1) million, \$1.1 million and \$0.7 million, respectively, for the years ended December 31, 2014, 2013 and 2012.

Since 2009, we have awarded restricted AB Holding Units under the Incentive Compensation Program. We awarded 6.8 million restricted AB Holding Units in 2014 (which included 6.6 million restricted AB Holding Units in December for the 2014 year-end awards and 0.2 million additional restricted AB Holding Units granted during the year relating to the 2013 year-end awards), 13.2 million restricted AB Holding Units in 2013 (which included 6.5 million restricted AB Holding Units granted in January 2013 for 2012 year-end awards, 0.2 million additional restricted AB Holding Units granted in the second quarter of 2013 relating to the 2012 year-end awards and 6.5 million restricted AB Holding Units in December 2013 for the 2013 year-end awards) and 8.7 million restricted AB Holding Units in 2012 (all of which were granted in January 2012 for 2011 year-end awards) with grant date fair values per restricted AB Holding Unit of \$21.67 and \$24.24 in 2014, ranging between \$19.80 and \$25.30 in 2013 and \$14.90 in 2012.

We also award restricted AB Holding Units in connection with certain employment and separation agreements with vesting schedules ranging between two and five years. The fair value of the restricted AB Holding Units is amortized over the required service period as employee compensation expense. We awarded 0.7 million, 0.6 million and 0.6 million restricted AB Holding Units in 2014, 2013 and 2012, respectively, with grant date fair values per restricted AB Holding Unit ranging between \$21.07 and \$27.40 in 2014, \$12.13 and \$24.15 in 2013 and \$12.13 and \$17.58 in 2012. We recorded compensation expense relating to restricted AB Holding Unit grants in connection with certain employment and separation agreements of \$13.2 million, \$19.0 million and \$20.1 million, respectively, for the years ended December 31, 2014, 2013 and 2012.

Changes in unvested restricted AB Holding Units during 2014 are as follows:

	<u>AB Holding Units</u>	<u>Weighted Average Grant Date Fair Value per AB Holding Unit</u>
Unvested as of December 31, 2013	22,183,310	\$ 19.02
Granted	7,628,435	24.25
Vested	(8,647,350)	19.76
Forfeited	(503,037)	19.61
Unvested as of December 31, 2014	<u>20,661,358</u>	20.63

The total grant date fair value of restricted AB Holding Units that vested during 2014, 2013 and 2012 was \$170.9 million, \$197.3 million and \$184.2 million, respectively. As of December 31, 2014, there was \$45.5 million of compensation expense related to unvested restricted AB Holding Unit awards granted and not yet recognized in the consolidated statement of income. We expect to recognize the expense over a weighted average period of 3.8 years.

18. Units Outstanding

Changes in limited partnership units outstanding for the years ended December 31, 2014 and 2013 were as follows:

	<u>2014</u>	<u>2013</u>
Outstanding as of January 1,	268,373,419	277,600,901
Options exercised	1,110,070	887,642
Units issued	4,193,445	3,935,345
Units retired	(636,482)	(14,050,469)
Outstanding as of December 31,	<u>273,040,452</u>	<u>268,373,419</u>

During 2014 and 2013, we purchased 61,472 and 82,634 AB Units, respectively, in private transactions and retired them.

As discussed in Note 2, on July 1, 2013, management retired all unallocated AB Holding Units in AB's consolidated rabbi trust, and, since that time, has continued to retire units as we purchased AB Holding Units on the open market or from employees to allow them to fulfill statutory tax withholding requirements at the time of distribution of long-term incentive compensation awards, if such units are not required to fund new employee awards in the near future.

19. Income Taxes

AB is a private partnership for federal income tax purposes and, accordingly, is not subject to federal or state corporate income taxes. However, AB is subject to a 4.0% New York City unincorporated business tax ("UBT"). Domestic corporate subsidiaries of AB, which are subject to federal, state and local income taxes, generally are included in the filing of a consolidated federal income tax return with separate state and local income tax returns being filed. Foreign corporate subsidiaries are generally subject to taxes in the jurisdictions where they are located.

In order to preserve AB's status as a private partnership for federal income tax purposes, AB Units must not be considered publicly traded. The AB Partnership Agreement provides that all transfers of AB Units must be approved by AXA Equitable Life Insurance Company (a subsidiary of AXA, "AXA Equitable") and the General Partner; AXA Equitable and the General Partner approve only those transfers permitted pursuant to one or more of the safe harbors contained in relevant treasury regulations. If AB Units were considered readily tradable, AB's net income would be subject to federal and state corporate income tax, significantly reducing its quarterly distribution to AB Holding. Furthermore, should AB enter into a substantial new line of business, AB Holding, by virtue of its ownership of AB, would lose its status as a "grandfathered" publicly-traded partnership and would become subject to corporate income tax, which would reduce materially AB Holding's net income and its quarterly distributions to AB Holding Unitholders.

Earnings before income taxes and income tax expense consist of:

	<u>Years Ended December 31,</u>		
	<u>2014</u>	<u>2013</u>	<u>2012</u>
	(in thousands)		
Earnings before income taxes:			
United States	\$ 493,311	\$ 471,813	\$ 177,347
Foreign	115,310	92,438	25,018
Total	<u>\$ 608,621</u>	<u>\$ 564,251</u>	<u>\$ 202,365</u>
Income tax expense:			
Partnership UBT	\$ 9,356	\$ 4,403	\$ 2,626
Corporate subsidiaries:			
Federal	6,321	7,032	2,367
State and local	1,326	2,318	541
Foreign	31,625	26,139	8,852
Current tax expense	48,628	39,892	14,386
Deferred tax (benefit)	(10,846)	(3,063)	(622)
Income tax expense	<u>\$ 37,782</u>	<u>\$ 36,829</u>	<u>\$ 13,764</u>

[Table of Contents](#)

The principal reasons for the difference between the effective tax rates and the UBT statutory tax rate of 4.0% are as follows:

	Years Ended December 31,					
	2014		2013		2012	
	(in thousands)					
UBT statutory rate	\$ 24,345	4.0%	\$ 22,570	4.0%	\$ 8,095	4.0%
Corporate subsidiaries' federal, state, local and foreign income taxes	24,516	4.0	27,766	4.9	12,547	6.2
Effect of ASC 740 adjustments, miscellaneous taxes, and other	2,586	0.4	(687)	(0.1)	(2,073)	(1.0)
Income not taxable resulting from use of UBT business apportionment factors	(13,665)	(2.2)	(12,820)	(2.3)	(4,805)	(2.4)
Income tax expense and effective tax rate	\$ 37,782	6.2	\$ 36,829	6.5	\$ 13,764	6.8

Income tax expense increased \$1.0 million, or 2.6%, in 2014 compared to 2013. The increase primarily is due to higher pre-tax earnings in the current year partially offset by a lower effective tax rate in the current year of 6.2% compared to 6.5% in 2013. The lower effective tax rate in 2014 primarily is due to a valuation allowance release of \$10.7 million in one of our foreign subsidiaries, partially offset by an increase in tax reserves for uncertain tax positions of \$7.4 million. Both items are included in the corporate subsidiaries' federal, state, local and foreign income taxes line in the table above and are discussed below.

Income tax expense increased \$23.1 million, or 167.6%, in 2013 compared to 2012. The increase primarily is due to significantly higher pre-tax earnings (in large part due to the 2012 real estate charges), partially offset by the impact of a lower effective tax rate in 2013 of 6.5% compared to 6.8% in 2012.

We recognize the effects of a tax position in the financial statements only if, as of the reporting date, it is "more likely than not" to be sustained based solely on its technical merits. In making this assessment, we assume that the taxing authority will examine the tax position and have full knowledge of all relevant information.

A reconciliation of the beginning and ending amount of unrecognized tax benefits is as follows:

	Years Ended December 31,		
	2014	2013	2012
	(in thousands)		
Balance as of beginning of period	\$ 2,975	\$ 3,672	\$ 4,028
Additions for prior year tax positions	2,838	-	158
Reductions for prior year tax positions	-	(580)	-
Additions for current year tax positions	5,498	706	918
Reductions for current year tax positions	-	-	-
Reductions related to closed years/settlements with tax authorities	-	(823)	(1,432)
Balance as of end of period	\$ 11,311	\$ 2,975	\$ 3,672

The amount of unrecognized tax benefits as of December 31, 2014, 2013 and 2012, when recognized, is recorded as a reduction to income tax expense and reduces the company's effective tax rate.

In the current year, new unrecognized tax benefits of \$7.4 million were recorded related to transfer pricing changes (*discussed below*) and a prior acquisition. An existing unrecognized tax benefit was increased by \$0.9 million.

Interest and penalties, if any, relating to tax positions are recorded in income tax expense on the consolidated statements of income. The total amount of interest expense (credit) recorded in income tax expense during 2014, 2013 and 2012 was \$0.4 million, \$0.1 million and \$(0.3) million, respectively. The total amount of accrued interest payable recorded on the consolidated statements of financial condition as of December 31, 2014, 2013 and 2012 are \$0.6 million, \$0.2 million and \$0.2 million, respectively. There were no accrued penalties as of December 31, 2014, 2013 or 2012.

Generally, the company is no longer subject to U.S. federal, or state and local income tax examinations by tax authorities for any year prior to 2011, except as set forth below.

During the fourth quarter of 2013, the Internal Revenue Service initiated an examination of our domestic corporate subsidiaries' federal tax returns for the year 2011. This examination was closed in 2014 with no change to our filing.

[Table of Contents](#)

During the third quarter of 2014, the City of New York notified us of an examination of AB's UBT returns for the years 2010 and 2011. The examination remains in progress.

Currently, there are no income tax examinations at our significant non-U.S. subsidiaries. Years that remain open and may be subject to examination vary under local law, and range from one to seven years.

At December 31, 2014, it is reasonably possible that a portion of our unrecognized tax benefits will change within the next twelve months due to completion of tax authority exams. As noted above, AB is currently under audit by the City of New York. Approximately one-third of our unrecognized tax benefits relate to positions taken on City of New York UBT returns, two years of which are currently under audit. The amount of unrecognized tax benefits may significantly change upon resolution of these audits.

Deferred income taxes reflect the net tax effect of temporary differences between the carrying amounts of assets and liabilities for financial reporting purposes and the amounts used for income tax purposes. The tax effect of significant items comprising the net deferred tax asset (liability) is as follows:

	December 31,	
	2014	2013
	(in thousands)	
Deferred tax asset:		
Differences between book and tax basis:		
Benefits from net operating loss carryforwards	\$ 23,539	\$ 32,171
Long-term incentive compensation plans	18,694	21,957
Other, primarily accrued expenses deductible when paid	19,737	19,060
	61,970	73,188
Less: valuation allowance	(13,927)	(27,580)
Deferred tax asset	48,043	45,608
Deferred tax liability:		
Differences between book and tax basis:		
Intangible assets	6,874	5,917
Translation adjustment	8,725	8,725
Other	1,900	6,563
Deferred tax liability	17,499	21,205
Net deferred tax asset	\$ 30,544	\$ 24,403

Valuation allowances of \$13.9 million and \$27.6 million were established as of December 31, 2014 and 2013, respectively, primarily due to the uncertainty of realizing certain net operating loss ("NOL") carryforwards given the future losses expected to be incurred by the applicable subsidiaries. We had NOL carryforwards at December 31, 2014 of approximately \$86.9 million in certain foreign locations with an indefinite expiration period (including approximately \$26.1 million as a result of our 2013 acquisition of W.P. Stewart & Co. Ltd. ("WPS"); see Note 22) and \$135.7 million in certain domestic locations with expiration periods between 15 and 20 years (also relating to the 2013 acquisition of WPS). As of December 31, 2013, we had NOL carryforwards of approximately \$106.5 million in certain foreign locations with an indefinite expiration period and \$177.2 million in certain domestic locations with expiration periods between 15 and 20 years. From its inception in 2011 through December 31, 2013, SCB Hong Kong accumulated approximately \$66.3 million (based on current exchange rates) in NOLs. Given the start-up nature of this business, the ability to utilize these losses in the future was uncertain. As a result, we recorded a valuation allowance against these losses. During 2014, we implemented a change to our transfer pricing methodology as it related to the legal entities involved in our SCB business. We have determined that it is more likely than not that all of the deferred tax assets related to the SCB Hong Kong NOLs will be realized in the future. As a result, the entire valuation allowance of \$10.7 million related to those NOLs was released in 2014.

The deferred tax asset is included in other assets. Management has determined that realization of the deferred tax asset is more likely than not based on anticipated future taxable income.

We provide income taxes on the undistributed earnings of non-U.S. corporate subsidiaries except to the extent that such earnings are permanently invested outside the United States. As of December 31, 2014, \$821.1 million of accumulated undistributed earnings of non-U.S. corporate subsidiaries were permanently invested outside the U.S. At existing applicable income tax rates, additional taxes of approximately \$66.1 million, net of foreign tax credits, would need to be provided if such earnings were remitted.

20. Business Segment Information

Management has assessed the requirements of ASC 280, *Segment Reporting*, and determined that, because we utilize a consolidated approach to assess performance and allocate resources, we have only one operating segment. Enterprise-wide disclosures as of and for the years ended December 31, 2014, 2013 and 2012, were as follows:

Services

Net revenues derived from our investment management, research and related services were as follows:

	Years Ended December 31,		
	2014	2013	2012
	(in thousands)		
Institutions	\$ 434,081	\$ 438,946	\$ 485,651
Retail	1,397,135	1,376,370	1,192,895
Private Wealth Management	664,324	591,358	585,791
Bernstein Research Services	482,538	445,083	413,707
Other	29,714	66,214	61,915
Total revenues	3,007,792	2,917,971	2,739,959
Less: Interest expense	2,426	2,924	3,222
Net revenues	\$ 3,005,366	\$ 2,915,047	\$ 2,736,737

Our AllianceBernstein Global High Yield Portfolio, an open-end fund incorporated in Luxembourg (ACATEUH: LX), generated approximately 12%, 14% and 12% of our investment advisory and service fees and 13%, 14% and 13% of our net revenues during 2014, 2013 and 2012, respectively.

Geographic Information

Net revenues and long-lived assets, related to our U.S. and international operations, as of and for the years ended December 31, were as follows:

	2014	2013	2012
	(in thousands)		
Net revenues:			
United States	\$ 1,779,422	\$ 1,722,640	\$ 1,699,550
International	1,225,944	1,192,407	1,037,187
Total	\$ 3,005,366	\$ 2,915,047	\$ 2,736,737
Long-lived assets:			
United States	\$ 3,454,301	\$ 3,352,870	
International	41,159	47,636	
Total	\$ 3,495,460	\$ 3,400,506	

Major Customers

Company-sponsored mutual funds are distributed to individual investors through broker-dealers, insurance sales representatives, banks, registered investment advisers, financial planners and other financial intermediaries. Certain subsidiaries of AXA, including AXA Advisors, LLC, have entered into selected dealer agreements with AllianceBernstein Investments and have been responsible for 3%, 2% and 4% of our open-end mutual fund sales in 2014, 2013 and 2012, respectively. During 2014, UBS AG was responsible for approximately 11% of our open-end mutual fund sales. Neither AXA nor UBS AG is under any obligation to sell a specific amount of AB Fund shares and each also sells shares of mutual funds that it sponsors and that are sponsored by unaffiliated organizations.

AXA and the general and separate accounts of AXA Equitable (including investments by the separate accounts of AXA Equitable in the funding vehicle EQ Advisors Trust) accounted for approximately 5%, 5% and 4% of total revenues for the years ended December 31, 2014, 2013 and 2012, respectively. No single institutional client other than AXA and its subsidiaries accounted for more than 1% of total revenues for the years ended December 31, 2014, 2013 and 2012.

21. Related Party Transactions

Mutual Funds

We provide investment management, distribution, shareholder, administrative and brokerage services to individual investors by means of retail mutual funds sponsored by our company, our subsidiaries and our affiliated joint venture companies. We provide substantially all of these services under contracts that specify the services to be provided and the fees to be charged. The contracts are subject to annual review and approval by each mutual fund's boards of directors or trustees and, in certain circumstances, by the mutual fund's shareholders. Revenues for services provided or related to the mutual funds are as follows:

	Years Ended December 31,		
	2014	2013	2012
	(in thousands)		
Investment advisory and services fees	\$ 1,061,677	\$ 1,009,901	\$ 878,848
Distribution revenues	433,063	455,327	407,531
Shareholder servicing fees	91,020	90,718	89,117
Other revenues	6,694	5,682	5,127
Bernstein research services	13	113	133

Also, we have receivables from AB mutual funds recorded in our consolidated statements of financial condition of \$174.1 million and \$171.1 million as of December 31, 2014 and 2013, respectively.

AXA and its Subsidiaries

We provide investment management and certain administration services to AXA and its subsidiaries. In addition, AXA and its subsidiaries distribute company-sponsored mutual funds, for which they receive commissions and distribution payments. Sales of company-sponsored mutual funds through AXA and its subsidiaries aggregated approximately \$1.1 billion, \$0.7 billion and \$1.7 billion for the years ended December 31, 2014, 2013 and 2012, respectively. Also, we are covered by various insurance policies maintained by AXA and its subsidiaries and we pay fees for technology and other services provided by AXA and its subsidiaries. Aggregate amounts included in the consolidated financial statements for transactions with AXA and its subsidiaries, as of and for the years ended December 31, are as follows:

	2014	2013	2012
	(in thousands)		
Revenues:			
Investment advisory and services fees	\$ 131,317	\$ 129,937	\$ 112,636
Bernstein research services	958	1,152	982
Distribution revenues	11,590	9,823	1,383
Other revenues	1,041	815	599
	<u>\$ 144,906</u>	<u>\$ 141,727</u>	<u>\$ 115,600</u>
Expenses:			
Commissions and distribution payments to financial intermediaries	\$ 16,255	\$ 13,338	\$ 7,924
General and administrative	20,176	18,311	19,779
Other	1,457	1,425	1,550
	<u>\$ 37,888</u>	<u>\$ 33,074</u>	<u>\$ 29,253</u>
Balance Sheet:			
Institutional investment advisory and services fees receivable	\$ 9,681	\$ 8,809	
Prepaid expenses	1,483	1,647	
Other due to AXA and its subsidiaries	(5,510)	(4,908)	
	<u>\$ 5,654</u>	<u>\$ 5,548</u>	

[Table of Contents](#)

AllianceBernstein Venture Fund I, L.P. was launched during 2006. It seeks to achieve its investment objective, which is long-term capital appreciation through equity and equity-related investments, by acquiring early-stage growth companies in private transactions. One of our subsidiaries is the general partner of the fund and, as a result, the fund is included in our consolidated financial statements, with approximately \$32.6 million and \$45.7 million of investments in the consolidated statements of financial condition as of December 31, 2014 and 2013, respectively. AXA Equitable holds a 10% limited partnership interest in this fund.

We maintain an unfunded, non-qualified long-term incentive compensation plan known as the Capital Accumulation Plan and also have assumed obligations under contractual unfunded long-term incentive compensation arrangements covering certain executives (“**Contractual Arrangements**”). The Capital Accumulation Plan was frozen on December 31, 1987 and no additional awards have been made. The Board may terminate the Capital Accumulation Plan at any time without cause, in which case our liability would be limited to benefits that have vested. Payment of vested benefits under both the Capital Accumulation Plan and the Contractual Arrangements generally will be made over a ten-year period commencing at retirement age. The General Partner is obligated to make capital contributions to AB in amounts equal to benefits paid under the Capital Accumulation Plan and the Contractual Arrangements. Amounts paid by the General Partner to AB for the Capital Accumulation Plan and the Contractual Arrangements for the years ended December 31, 2014, 2013 and 2012 were \$2.3 million, \$3.4 million and \$4.4 million, respectively.

Other Related Parties

The consolidated statements of financial condition include a net receivable from AB Holding as a result of cash transactions for fees and expense reimbursements. The net receivable balance included in the consolidated statements of financial condition as of December 31, 2014 and 2013 was \$12.6 million and \$10.8 million, respectively.

22. Acquisitions

Acquisitions are accounted for under ASC 805, *Business Combinations*.

On June 20, 2014, we acquired an approximate 82% ownership interest in CPH Capital Fondsmæglerelskab A/S (“**CPH**”), a Danish asset management firm that managed approximately \$3 billion in global core equity assets for institutional investors, for a cash payment of \$64.4 million and a contingent consideration payable of \$9.4 million. The excess of the purchase price over the fair value of identifiable assets acquired resulted in the recognition of \$58.1 million of goodwill. We recorded \$24.1 million of definite-lived intangible assets relating to separately-managed account relationships and \$3.5 million of indefinite-lived intangible assets relating to an acquired fund’s investment contract. We also recorded redeemable non-controlling interest of \$16.5 million relating to the fair value of the portion of CPH we do not own.

On December 12, 2013, we acquired WPS, an equity investment manager that managed approximately \$2.1 billion in U.S., Global and EAFE concentrated growth equity strategies for its clients, primarily in the U.S. and Europe. On the acquisition date, we made a cash payment of \$12 per share for the approximate 4.9 million WPS shares outstanding and issued to WPS shareholders transferable contingent value rights (“**CVRs**”), entitling the holders to an additional \$4 per share if the assets under management in the acquired WPS investment services exceed \$5 billion on or before the third anniversary of the acquisition date. The excess of the purchase price over the fair value of identifiable assets acquired resulted in the recognition of \$32.4 million of goodwill. We also recorded \$7.5 million of indefinite-lived intangible assets relating to the acquired fund’s investment contracts and \$14.0 million of definite-lived intangible assets relating to separately-managed account relationships. As of the acquisition date, we recorded a contingent consideration payable of \$17.1 million in regard to the CVRs.

The 2014 and 2013 acquisitions have not had a significant impact on 2014 or 2013 revenues and earnings. As a result, we have not provided supplemental pro forma information.

23. Quarterly Financial Data (Unaudited)

	Quarters Ended 2014			
	December 31	September 30	June 30	March 31
	(in thousands, except per unit amounts)			
Net revenues	\$ 787,352	\$ 749,748	\$ 753,648	\$ 714,618
Net income attributable to AB Unitholders	\$ 177,425	\$ 139,798	\$ 136,435	\$ 116,725
Basic net income per AB Unit ⁽¹⁾	\$ 0.65	\$ 0.51	\$ 0.50	\$ 0.43
Diluted net income per AB Unit ⁽¹⁾	\$ 0.65	\$ 0.51	\$ 0.50	\$ 0.43
Cash distributions per AB Unit ⁽²⁾⁽³⁾	\$ 0.63	\$ 0.51	\$ 0.50	\$ 0.44

	Quarters Ended 2013			
	December 31	September 30	June 30	March 31
	(in thousands, except per unit amounts)			
Net revenues	\$ 765,572	\$ 706,078	\$ 734,275	\$ 709,122
Net income attributable to AB Unitholders	\$ 182,498	\$ 99,948	\$ 120,714	\$ 114,516
Basic net income per AB Unit ⁽¹⁾	\$ 0.68	\$ 0.37	\$ 0.43	\$ 0.41
Diluted net income per AB Unit ⁽¹⁾	\$ 0.68	\$ 0.37	\$ 0.43	\$ 0.41
Cash distributions per AB Unit ⁽²⁾⁽³⁾	\$ 0.66	\$ 0.46	\$ 0.44	\$ 0.41

-
- (1) Basic and diluted net income per unit are computed independently for each of the periods presented. Accordingly, the sum of the quarterly net income per unit amounts may not agree to the total for the year.
 - (2) Declared and paid during the following quarter.
 - (3) Cash distributions reflect the impact of our non-GAAP adjustments.

Item 9. Changes in and Disagreements with Accountants on Accounting and Financial Disclosure

Neither AB nor AB Holding had any changes in or disagreements with accountants in respect of accounting or financial disclosure.

Item 9A. Controls and Procedures

Disclosure Controls and Procedures

Each of AB Holding and AB maintains a system of disclosure controls and procedures that is designed to ensure that information required to be disclosed in our reports under the Exchange Act is (i) recorded, processed, summarized and reported in a timely manner, and (ii) accumulated and communicated to management, including the Chief Executive Officer and the Chief Financial Officer, to permit timely decisions regarding our disclosure.

As of the end of the period covered by this report, management carried out an evaluation, under the supervision and with the participation of the Chief Executive Officer and the Chief Financial Officer, of the effectiveness of the design and operation of disclosure controls and procedures. Based on this evaluation, the Chief Executive Officer and the Chief Financial Officer concluded that the disclosure controls and procedures are effective.

Management's Report on Internal Control Over Financial Reporting

Management acknowledges its responsibility for establishing and maintaining adequate internal control over financial reporting for each of AB Holding and AB.

Internal control over financial reporting is a process designed by, or under the supervision of, a company's principal executive officer and principal financial officer, to provide reasonable assurance regarding the reliability of financial reporting and the preparation of financial statements for external purposes in accordance with accounting principles generally accepted in the United States of America ("US GAAP") and includes those policies and procedures that:

- Pertain to the maintenance of records that, in reasonable detail, accurately and fairly reflect the transactions and dispositions of the assets of the company;
- Provide reasonable assurance that transactions are recorded as necessary to permit preparation of financial statements in accordance with US GAAP and receipts and expenditures of the company are being made only in accordance with authorizations of management and directors of the company; and
- Provide reasonable assurance regarding prevention or timely detection of unauthorized acquisition, use or disposition of the company's assets that could have a material effect on the financial statements.

All internal control systems, no matter how well designed, have inherent limitations. Therefore, even those internal control systems determined to be effective can provide only reasonable assurance with respect to the reliability of financial statement preparation and presentation. Because of these inherent limitations, internal control over financial reporting may not prevent or detect misstatements. Projections of any evaluation of effectiveness of internal control to future periods are subject to the risk that controls may become inadequate because of changes in conditions, or that the degree of compliance with the policies or procedures may deteriorate.

Management assessed the effectiveness of AB Holding's and AB's internal control over financial reporting as of December 31, 2014. In making its assessment, management used the criteria set forth by the Committee of Sponsoring Organizations of the Treadway Commission in *Internal Control-Integrated Framework (2013)* ("COSO criteria").

Based on its assessment, management concluded that, as of December 31, 2014, each of AB Holding and AB maintained effective internal control over financial reporting based on the COSO criteria.

PricewaterhouseCoopers LLP, the independent registered public accounting firm that audited the 2014 financial statements included in this Form 10-K, has issued an attestation report on the effectiveness of each of AB Holding's and AB's internal control over financial reporting as of December 31, 2014. These reports can be found in *Item 8*.

Changes in Internal Control Over Financial Reporting

No changes in our internal control over financial reporting occurred during the fourth quarter of 2014 that materially affected, or are reasonably likely to materially affect, our internal control over financial reporting.

Item 9B. Other Information

Both AB and AB Holding reported all information required to be disclosed on Form 8-K during the fourth quarter of 2014.

PART III

Item 10. Directors, Executive Officers and Corporate Governance

We use “**Internet Site**” in Items 10 and 11 to refer to our company’s internet site, www.abglobal.com.

To contact our company’s Corporate Secretary, you may send an email to corporate_secretary@abglobal.com or write to Corporate Secretary, AllianceBemstein L.P., 1345 Avenue of the Americas, New York, New York 10105.

General Partner

The Partnerships’ activities are managed and controlled by the General Partner. The Board of the General Partner acts as the Board of each of the Partnerships. Neither AB Unitholders nor AB Holding Unitholders have any rights to manage or control the Partnerships or to elect directors of the General Partner. The General Partner is a subsidiary of AXA.

The General Partner does not receive any compensation from the Partnerships for services rendered to them as their general partner. The General Partner holds a 1% general partnership interest in AB and 100,000 units of general partnership interest in AB Holding. Each general partnership unit in AB Holding is entitled to receive distributions equal to those received by each AB Holding Unit.

The General Partner is entitled to reimbursement by AB for any expenses it incurs in carrying out its activities as general partner of the Partnerships, including compensation paid by the General Partner to its directors and officers (to the extent such persons are not compensated directly by AB).

Board of Directors

Our Board currently consists of 13 members, including our Chief Executive Officer, four senior executives of AXA and certain of its subsidiaries, and eight independent directors. While we do not have a formal, written diversity policy in place, we believe that an effective board consists of a diverse group of individuals who collectively possess a variety of complementary skills and perspectives and who will work together to provide a board with the needed leadership and experience to successfully guide our company. As set forth in its charter, the Corporate Governance Committee of the Board (“**Governance Committee**”) assists the Board in identifying and evaluating such candidates, determining Board composition, developing and monitoring a process to assess Board effectiveness, developing and implementing corporate governance guidelines, and reviewing programs relating to matters of corporate responsibility.

As we indicate below, our directors have a combined wealth of leadership experience derived from extensive service leading large, complex organizations in their roles as either senior executives or board members and in government and academia. Each has the integrity, business judgment, collegiality and commitment that are among the essential characteristics for a member of our Board. Collectively, they have substantive knowledge and skills applicable to our business, including expertise in areas such as regulation; public accounting and financial reporting; finance; risk management; business development; operations; strategic planning; management development, succession planning and compensation; corporate governance; public policy; and international matters.

As of February 12, 2015, our directors are as follows:

Peter S. Kraus

Mr. Kraus, age 62, was elected Chairman of the Board and Chief Executive Officer in December 2008. Mr. Kraus has in-depth experience in financial services, including investment banking, asset management and private wealth management. From September 2008 through December 2008, he served as an executive vice president, the head of global strategy and a member of the Management Committee of Merrill Lynch & Company Inc. (“**Merrill Lynch**”). Prior to joining Merrill Lynch, Mr. Kraus spent 22 years with Goldman Sachs Group Inc. (“**Goldman**”), where he most recently served as co-head of the Investment Management Division and a member of the Management Committee, as well as head of firm-wide strategy and chairman of the Strategy Committee. Mr. Kraus also served as co-head of the Financial Institutions Group. He was named a partner at Goldman in 1994 and managing director in 1996.

In April 2010, Mr. Kraus was appointed a member of the Management Committee of AXA, which was formed by Mr. de Castries in April 2010 to assist him with the operational management of AXA. He has been a Director of AXA Financial, AXA Equitable and MONY Life Insurance Company of America (a subsidiary of AXA Financial, “**MLOA**”) since February 2009. He is not compensated for serving in these roles for AXA and its subsidiaries. Mr. Kraus is also Chairman of the Investment Committee of Trinity College, Chair of the Board of Overseers of CalArts, Co-Chair of the Friends of Carnegie International, a member of the Board of Directors of Lincoln Center for the Performing Arts and the Chairman of Lincoln Center’s Art Committee, a member of the Board of Keewaydin Foundation, and a member of the National Board of Young Audiences, Inc., a non-profit organization that works with educational systems, the arts community and private and public sectors to provide arts education to children.

Mr. Kraus brings to the Board extensive knowledge of our industry and in-depth experience in financial services, including experience as our CEO for the past six years and, previously, as co-head of the Investment Management Division and head of firm-wide strategy at Goldman.

Christopher M. Condrón

Mr. Condrón, age 67, was elected a Director of the General Partner in May 2001. Effective January 1, 2011, he retired as Director, President and Chief Executive Officer of AXA Financial, a post he held since May 2001. Prior to retiring, he was also Chairman of the Board, Chief Executive Officer and President of AXA Equitable and a member of the Management Committee of AXA. During 2010, he assumed the additional responsibility of overseeing AXA's Global Life & Savings and Health businesses. Prior to joining AXA Financial, Mr. Condrón served as both President and Chief Operating Officer of Mellon Financial Corporation ("**Mellon**"), from 1999, and as Chairman and Chief Executive Officer of The Dreyfus Corporation, a subsidiary of Mellon, from 1995. Mr. Condrón sits on the board of directors and the executive committee, and serves as chairman of the compensation committee, of The American Ireland Fund.

Mr. Condrón brings to the Board extensive financial services, insurance, sales and sell-side experience obtained throughout his career.

Henri de Castries

Mr. de Castries, age 60, was elected a Director of the General Partner in October 1993. In April 2010, in connection with a change in AXA's governance structure from dual boards (the Supervisory Board and the Management Board) to a single Board of Directors, Mr. de Castries was appointed Chairman and Chief Executive Officer of AXA. From May 2000 through the change in AXA's governance structure, Mr. de Castries was Chief Executive Officer of AXA and Chairman of the AXA Management Board. Prior thereto, he served AXA in various capacities, including Vice Chairman of the AXA Management Board; Senior Executive Vice President-Financial Services and Life Insurance Activities in the United States, Germany, the United Kingdom and Benelux from 1996 to 2000; Senior Executive Vice President-Financial Services and Life Insurance Activities from 1993 to 1996; Corporate Secretary from 1991 to 1993; and Central Director of Finances from 1989 to 1991. Before joining AXA, Mr. de Castries was part of the French Finance Ministry Inspection Office. He is a director or officer of AXA Financial, AXA Equitable and various other privately-held subsidiaries and affiliates of the AXA Group. Mr. de Castries was elected Vice Chairman of AXA Financial in February 1996 and was elected Chairman of AXA Financial in April 1998. In addition, Mr. de Castries joined the board of directors and audit committee of Nestlé, Inc. (VTX: NESN) in April 2012.

Mr. de Castries brings to the Board his extensive experience as an AXA executive and, prior thereto, his financial and public sector experience gained from working in French government. The Board also benefits from his invaluable perspective as the Chairman and Chief Executive Officer of AXA.

Denis Duverne

Mr. Duverne, age 61, was elected a Director of the General Partner in February 1996. In April 2010, he was appointed the Deputy Chief Executive Officer of AXA and a member of the Board of Directors of AXA. In January 2010, he was selected to oversee AXA Group strategy, finance and operations with AXA's Chief Operating Officer, Chief Financial Officer and Chief Risk Officer reporting to him. Mr. Duverne was a member of the AXA Management Board from February 2003 through the change in AXA's governance structure in April 2010. He was Chief Financial Officer of AXA from May 2003 through December 2009. From January 2000 to May 2003, Mr. Duverne served as Group Executive Vice President-Finance, Control and Strategy. Mr. Duverne joined AXA as Senior Vice President in 1995. He is a director of AXA Financial, AXA Equitable and various other privately-held subsidiaries and affiliates of the AXA Group.

Mr. Duverne brings to the Board the highly diverse experience he has attained throughout the years from the many key roles he has served for AXA.

Steven G. Elliott

Mr. Elliott, age 68, was elected a Director of the General Partner in January 2011. Until his retirement in December 2010, Mr. Elliott had served as Senior Vice Chairman of The Bank of New York Mellon ("**BNY Mellon**") since 1998. In this role, he helped oversee numerous company-wide growth initiatives and co-headed the integration of The Bank of New York and Mellon from 2007 to 2009. Mr. Elliott was Chief Financial Officer of Mellon from 1990 to 2002 and Head of Finance from 1987 to 1990, while also leading some of Mellon's diverse lines of business, including asset servicing, securities lending, global cash management and institutional banking. Before joining Mellon, he held senior positions at First Commerce Corporation (1986-87), Crocker National Bank (1984-86), Continental Illinois National Bank (1977-84) and United California Bank (1974-77). Since January 2011, he has been a member of the boards of directors of Huntington Bancshares Inc. (NASDAQ: HBAN) and PPL Corporation (NYSE: PPL). Since April 2011, he has served as Chairman of Huntington Bancshares's risk oversight committee and, since January 2012, he has served as chairman of PPL Corporation's audit committee. Mr. Elliott served as a director of Mellon (NYSE: MEL) from 2001 to the July 2007 merger with The Bank of New York and then as a director of BNY Mellon (NYSE: BK) through July 2008.

Mr. Elliott, an audit committee financial expert, brings to the Board the four decades of auditing and banking expertise he has gained in the financial services industry.

Deborah S. Hechinger

Ms. Hechinger, age 64, was elected a Director of the General Partner in May 2007. Currently an independent consultant on non-profit governance, she was President and Chief Executive Officer of BoardSource, a leading governance resource for non-profit organizations, from 2003 to 2007. From 2004 to 2007, Ms. Hechinger also served as co-convener of the Governance and Fiduciary Responsibilities work group, one of the five groups established by the Panel on the Nonprofit Sector to make recommendations to Congress on ways to improve the governance and accountability of non-profit organizations. She also served on the Advisory Board for the Center for Effective Philanthropy and was a Member of the Ethics and Accountability Committee at Independent Sector (“**Independent Sector**”), a leading coalition of non-profits, foundations and corporate giving programs committed to advancing the common good in America. Prior to joining BoardSource, Ms. Hechinger was the Executive Vice President of the World Wildlife Fund, a large, global conservation organization, where she oversaw all fundraising, communication and operations activities. She also has served as a Deputy Comptroller and as Director of the Securities and Corporate Practices Division at the Office of the Comptroller of the Currency and has held senior executive positions in the Division of Enforcement at the SEC. A graduate of Georgetown Law School, Ms. Hechinger has been a member in good standing of the District of Columbia Bar Association since 1975.

Ms. Hechinger brings to the Board the significant knowledge of corporate governance matters and public policy she has gained through her extensive experience in both the private and public sectors.

Weston M. Hicks

Mr. Hicks, age 58, was elected a Director of the General Partner in July 2005. He has been a director and the President and chief executive officer of Alleghany Corporation (NYSE: Y, “**Alleghany**”), an insurance and diversified financial services holding company, since December 2004 and was Executive Vice President of Alleghany from October 2002 until December 2004. From March 2001 through October 2002, Mr. Hicks was Executive Vice President and Chief Financial Officer of The Chubb Corporation.

Mr. Hicks brings to the Board extensive financial expertise, including his unique perspective as the chief executive officer of an unaffiliated publicly-traded company, his background as a professional investor and CFA charter holder, and his ten years of experience as an equity research analyst.

Heidi S. Messer

Ms. Messer, age 45, was elected a Director of the General Partner in February 2015. Since 2007, she has served as Co-Founder and Chairman of Cross Commerce Media, host to Collective[i], a network built around proprietary technology designed to transform what is currently referred to as “Big Data” into insights and intelligence for business users. In addition, Ms. Messer has served as Co-Founder and CEO of World Evolved, a platform for global investment and expansion, since 2006. She also is one of the founding members of the Zokei Network, a global network that encourages innovation across art, science, business and technology. Ms. Messer serves on the board of Partnership Fund for New York City and the advisory board of the Department of Physics and Astronomy at Johns Hopkins.

Prior to joining Collective[i], Ms. Messer co-founded Linkshare Corporation, host to one of the world’s largest online affiliate networks representing many on-line publishers and merchants. She served as a board member and as President and Chief Operating Officer of LinkShare Corporation until its sale to Rakuten, Inc. in 2005. A graduate of Harvard Law School, Ms. Messer has been a member in good standing of the New York Bar Association since 1997.

Ms. Messer brings to the Board extensive technology, investment and executive experience achieved through her roles in the formation and management of various technology companies.

Mark Pearson

Mr. Pearson, age 56, was elected a Director of the General Partner in February 2011. Also during February 2011, he succeeded Mr. Condron as Director, President and Chief Executive Officer of AXA Financial, and as Chairman and Chief Executive Officer of AXA Equitable. In September 2013, Mr. Pearson became President of AXA Equitable. In addition, he has been a member of the Management Committee of AXA since 2011 and the Executive Committee of AXA since 2008.

Mr. Pearson joined AXA in 1995 when AXA acquired National Mutual Funds Management Limited (presently AXA Asia Pacific Holdings Limited) and was appointed Regional Chief Executive of AXA Asia Life in 2001. In 2008, Mr. Pearson was named President and Chief Executive Officer of AXA Japan Holding Co., Ltd. (“**AXA Japan**”). Prior to joining AXA, Mr. Pearson spent approximately 20 years in the insurance sector, holding several senior management positions at National Mutual Holdings and Friends Provident.

Mr. Pearson brings to the Board the diverse financial services experience he has developed through his service as an executive, including as CEO, with AXA Financial, AXA Japan and other AXA affiliates.

Scott A. Schoen

Mr. Schoen, age 56, was elected a Director of the General Partner in July 2013. He has served as Chief Executive Officer of Baylon Capital Partners, L.P. (“**Baylon**”), a private family investment office, since April 2013. In addition, Mr. Schoen has served as a Senior Advisor to Thomas Lee Partners, L.P. (“**THL**”), a private equity firm, since 2012 and, prior thereto, held various senior management roles with THL, including Vice Chairman from 2010 to 2011, Co-President from 2003 to 2009 and Senior Managing Director from 1998 to 2003. Mr. Schoen began his career in the investment banking group at Goldman. He serves as chairman of the board of trustees of Partners Continuing Care and Spaulding Rehabilitation Hospital, a member of the board of trustees of Partners Healthcare System, a member of the President’s Council of Massachusetts General Hospital, and a director of Share Our Strength.

Mr. Schoen, an audit committee financial expert, brings to the Board extensive private equity and investment banking experience, as well as his executive experience as the CEO of Baylon.

Lorie A. Slutsky

Ms. Slutsky, age 62, was elected a Director of the General Partner in July 2002. Since January 1990, she has been President and Chief Executive Officer of The New York Community Trust (“**NYCT**”), a community foundation that manages a \$2.5 billion endowment and annually grants more than \$140 million to non-profit organizations. Ms. Slutsky is Treasurer and a board member of Independent Sector and co-chaired its National Panel on the Non-Profit Sector, which focused on reducing abuse and improving governance practices at non-profit organizations. She served on the Board of Directors of BoardSource from 1999 to 2008 and served as its Chair from 2005 to 2007. Ms. Slutsky also served as Trustee and Chair of the Budget Committee of Colgate University from 1989 to 1997 and as a member of the Council on Foundations from 1989 to 1995, for which she also served as Chair from 1993 to 1995. She has been a Director of AXA Financial, AXA Equitable and MLOA since September 2006. In addition, Ms. Slutsky was a member of AXA Financial’s Audit Committee from 2006 through 2010. She has been a member of AXA Financial’s Organization and Compensation Committee since 2006 and was elected Chair of the Organization and Compensation Committee in February 2012.

Ms. Slutsky brings to the Board extensive corporate governance experience achieved through her executive and managerial roles at NYCT, BoardSource, Independent Sector and various other non-profit organizations. She also brings valuable insight gained from serving on boards and board committees at certain of our parent companies.

Christian Thimann

Mr. Thimann, age 48, was elected a Director of the General Partner in February 2014. In January 2014, he joined AXA as Group Head of Strategy & Public Affairs and as a member of AXA’s Executive Committee. Prior to joining AXA, Mr. Thimann held several senior positions spanning 15 years with the European Central Bank, including, most recently, Director General and Adviser to the President from November 2008 until December 2013. From 1995 to 1998, he worked with the International Monetary Fund. Mr. Thimann is trustee of the Max-Planck-Institute for Tax Law and Public Finance and has published numerous articles on international finance, monetary economics and macroeconomics. He earned a PhD in economics in 1995.

Mr. Thimann brings to the Board his vast experience in public affairs and international finance.

Joshua A. Weinreich

Mr. Weinreich, age 54, was elected a Director of the General Partner in July 2013. A career finance executive, Mr. Weinreich retired in 2004 after 20 years with Bankers Trust/Deutsche Bank where he served as Global Head of Hedge Funds for Deutsche Bank, Chief Executive Officer of Deutsche Asset Management, Americas, Co-Head of Bankers Trust Private Bank, Chief Investment Officer for Bankers Trust Private Bank, as well as President of BT Futures, and Head of Corporate Capital Markets (US). He plays key roles on several boards, which roles currently include vice chair of the Community FoodBank of New Jersey (“**CFB**”), chair of the CFB Foundation and chair of the Overlook Hospital Foundation Investment Committee, and he is a director of Skybridge Capital Hedge Fund Portfolios and Houseparty Inc.

Mr. Weinreich brings to the Board the financial expertise and managerial skills he developed while working with Deutsche Bank and the philanthropic experiences he has cultivated since his retirement.

Resignation of Directors and Appointment of New Directors

The following changes to our Board composition have occurred since we filed our Form 10-K for the year ended December 31, 2013:

- On March 4, 2014, Peter J. Tobin retired from the Board in accordance with our Corporate Governance Guidelines.
- On February 10, 2015, Heidi S. Messer was elected as a new member of the Board.

Executive Officers (other than Mr. Kraus)

Laurence E. Cranch, General Counsel

Mr. Cranch, age 68, has been our General Counsel since he joined our firm in 2004. Prior to joining AB, Mr. Cranch was a partner of Clifford Chance, an international law firm. Mr. Cranch joined Clifford Chance in 2000 when Rogers & Wells, a New York law firm of which he was Managing Partner, merged with Clifford Chance.

James A. Gingrich, Chief Operating Officer

Mr. Gingrich, age 56, joined our firm in 1999 as a senior research analyst with Bernstein Research Services and has been our firm's Chief Operating Officer since December 2011. Prior to becoming COO, Mr. Gingrich held senior managerial positions in Bernstein Research Services, including Chairman and Chief Executive Officer from February 2007 to November 2011 and Global Director of Research from December 2002 to January 2007.

Lori A. Massad, Head of Human Capital and Chief Talent Officer

Ms. Massad, age 50, joined our firm in 2006 as Chief Talent Officer. In February 2009, her role was expanded to include oversight of Human Capital in addition to Talent Development. Prior to joining our firm, Ms. Massad served as Chief Talent Officer and Chief Operating Officer at Marakon Associates, a strategy consulting firm from 2004 to 2006. Before joining Marakon, Ms. Massad was a founding member of two start-ups: Spencer Stuart Talent Network (in 2001) and EmployeeMatters, a human resources outsourcing firm (in 2000). Prior to helping found EmployeeMatters, she spent eight years at The Boston Consulting Group, where she became a senior manager on the consulting staff and leader of the firm's recruiting, training and development programs. While with The Boston Consulting Group, Ms. Massad was also an adjunct professor at New York University's Leonard Stern School of Business.

Robert P. van Brugge, Chairman and Chief Executive Officer of Bernstein Research Services

Mr. van Brugge, age 46, has been Chairman of the Board and Chief Executive Officer of Bernstein Research Services since December 2011. Prior to becoming Chairman and CEO, Mr. van Brugge served as Global Director of Research from January 2008 to December 2011. He joined our firm in 2002 as a senior research analyst with Bernstein Research Services.

John C. Weisenseel, Chief Financial Officer

Mr. Weisenseel, age 55, joined our firm in May 2012 as Senior Vice President and Chief Financial Officer. From 2004 to April 2012, he worked at The McGraw Hill Companies ("McGraw Hill"), where he served initially as Senior Vice President and Corporate Treasurer and, since 2007, as Chief Financial Officer of the firm's Standard & Poor's subsidiary. Prior to joining McGraw Hill, Mr. Weisenseel was Vice President and Corporate Treasurer for Bames & Noble, Inc. Prior to joining Bames & Noble, he spent ten years in various derivatives trading and financial positions at Citigroup. A Certified Public Accountant, Mr. Weisenseel also worked at KPMG LLP.

Board Meetings

In 2014, the Board held:

- regular meetings in February, April, May, July, September and November; and
- a special meeting in January.

Generally, the Board holds six meetings annually: in February, April, May, July or August, September, and November. In addition, the Board holds special meetings or takes action by unanimous written consent as circumstances warrant. The Board has standing Executive, Audit, Corporate Governance, Compensation and Special Committees, each of which *is described in further detail below*. Each member of the Board attended 75% or more of the aggregate of all Board and committee meetings that he or she was entitled to attend in 2014, except Mr. de Castries.

Committees of the Board

The Executive Committee of the Board ("**Executive Committee**"), during 2014, consisted of Ms. Slutsky and Messrs. Condrón, de Castries, Duverne, Kraus (Chair) and Tobin, until Mr. Tobin retired from the Board (and each Board committee of which he was a member) in March 2014. Mr. Elliott was appointed as a member of the Executive Committee upon Mr. Tobin's retirement. On February 10, 2015, Mr. de Castries resigned from the Executive Committee and Ms. Messer was appointed as a member of the Executive Committee.

The Executive Committee exercises all of the powers and authority of the Board (with limited exceptions) when the Board is not in session, or when it is impractical to assemble the full Board. The Executive Committee held four meetings in 2014.

The Governance Committee, during 2014, consisted of Ms. Hechinger (Chair) and Slutsky and Messrs. Condrón, Duverne and Kraus. The Governance Committee:

[Table of Contents](#)

- assists the Board and the sole stockholder of the General Partner in:
 - o identifying and evaluating qualified individuals to become Board members; and
 - o determining the composition of the Board and its committees, and
- assists the Board in:
 - o developing and monitoring a process to assess Board effectiveness;
 - o developing and implementing our Corporate Governance Guidelines; and
 - o reviewing our policies and programs that relate to matters of corporate responsibility of the General Partner and the Partnerships.

The Governance Committee held two meetings in 2014.

The Audit Committee of the Board (“**Audit Committee**”), during 2014, consisted of Messrs. Elliott, Hicks, Schoen and Tobin, until Mr. Tobin retired in March 2014. Mr. Elliott was appointed as Chair of the Audit Committee upon Mr. Tobin’s retirement. Mr. Weinreich was appointed as a member of the Audit Committee on February 10, 2015. The primary purposes of the Audit Committee are to:

- assist the Board in its oversight of:
 - o the integrity of the financial statements of the Partnerships;
 - o the Partnerships’ status and system of compliance with legal and regulatory requirements and business conduct;
 - o the independent registered public accounting firm’s qualification and independence; and
 - o the performance of the Partnerships’ internal audit function; and
- oversee the appointment, retention, compensation, evaluation and termination of the Partnerships’ independent registered public accounting firm.

Consistent with these functions, the Audit Committee encourages continuous improvement of, and fosters adherence to, the Partnerships’ policies, procedures and practices at all levels. With respect to these matters, the Audit Committee provides an open avenue of communication among the independent registered public accounting firm, senior management, the Internal Audit Department and the Board. The Audit Committee held seven meetings in 2014.

The Compensation Committee, during 2014, consisted of Ms. Slutsky and Messrs. Condron (Chair), Duverne, Elliott and Kraus. The Compensation Committee held three meetings in 2014. For additional information about the Compensation Committee, see “*Compensation Discussion and Analysis—Compensation Committee*” in Item 11.

The functions of each of the committees *discussed above* are more fully described in each committee’s charter. The charters are available on our Internet Site.

The Special Committee of the Board (“**Special Committee**”) consists of all of the independent directors and, in 2014, included Mses. Hechinger and Slutsky and Messrs. Elliott, Hicks, Schoen, Tobin and Weinreich, until Mr. Tobin retired in March 2014. Mr. Elliott was appointed as Chair of the Special Committee upon Mr. Tobin’s retirement. The Special Committee has the authority to direct and oversee any matters referred to it by the Board and/or management including, but not limited to, matters relating to conflicts of interest and the relationship among AB, AB Holding and AXA. The members of the Special Committee do not receive any compensation for their service on the Special Committee, apart from the ordinary meeting fees *described in “Director Compensation in 2014” in Item 11*. The Special Committee did not meet in 2014.

Audit Committee Financial Experts; Financial Literacy

In January 2014, the Governance Committee, after reviewing materials prepared by management, recommended that the Board determine that each of Messrs. Elliott and Tobin is an “audit committee financial expert” within the meaning of Item 407(d) of Regulation S-K. The Board so determined at its regular meeting in February 2014.

In January 2015, the Governance Committee, after reviewing materials prepared by management, recommended that the Board determine that each of Messrs. Elliott and Schoen is an “audit committee financial expert” within the meaning of Item 407(d) of Regulation S-K. The Board so determined at its regular meeting in February 2015.

In January 2014, the Governance Committee, after reviewing materials prepared by management, recommended that the Board determine that each of Messrs. Elliott, Hicks, Schoen and Tobin is financially literate and possesses accounting or related financial management expertise, as contemplated by Section 303A.07(a) of the NYSE Listed Company Manual (“**Financially Literate**”). The Board so determined at its regular meeting in February 2014.

In January 2015, the Governance Committee, after reviewing materials prepared by management, recommended that the Board determine that each of Messrs. Elliott, Hicks, Schoen and Weinreich is Financially Literate. The Board so determined at its regular meeting in February 2015.

Independence of Certain Directors

In January 2014, the Governance Committee, after reviewing materials prepared by management, recommended that the Board determine that each of Ms. Hechinger and Slutsky and Messrs. Condron, Elliott, Hicks, Schoen, Tobin and Weinreich is independent. The Board considered immaterial relationships of Mr. Condron (relating to the fact that, from May 2001 through December 31, 2010, he was an executive officer of AXA Financial), Mr. Hicks (relating to the fact that Alleghany is a client of SCB LLC), Ms. Slutsky (relating to a contribution AB made to NYCT in February 2014 and the fact that she is a member of the boards of directors of AXA Financial and AXA Equitable) and Mr. Tobin (relating to the fact that, until his retirement in February 2012, he was a member of the boards of directors of AXA Financial and AXA Equitable), and determined, at its February 2014 regular meeting, that each of Ms. Hechinger and Slutsky and Messrs. Condron, Elliott, Hicks, Schoen, Tobin and Weinreich is independent within the meaning of the relevant rules.

In January 2015, the Governance Committee, after reviewing materials prepared by management, recommended that the Board determine that each of Ms. Hechinger, Messer and Slutsky and Messrs. Condron, Elliott, Hicks, Schoen and Weinreich is independent. The Board considered immaterial relationships of Mr. Hicks (relating to the fact that Alleghany is a client of SCB LLC) and Ms. Slutsky (relating to a contribution AB made to NYCT in February 2014 and the fact that she is a member of the boards of directors of AXA Financial and AXA Equitable), and determined, at its February 2015 regular meeting, that each of Ms. Hechinger, Messer and Slutsky and Messrs. Condron, Elliott, Hicks, Schoen and Weinreich is independent within the meaning of the relevant rules.

Board Leadership Structure and Role in Risk Oversight

Leadership

The Board, together with the Governance Committee, is responsible for reviewing the Board's leadership structure. In determining the appropriate individual to serve as our Chairman and Chief Executive Officer, the Board and the Governance Committee consider, among other things, the composition of the Board, the role of the Board's lead independent director (*discussed more fully below*), our company's strong corporate governance practices, and the challenges and opportunities specific to our company.

We believe that our company derives significant benefits from having one individual hold the positions of both Chairman and Chief Executive Officer, provided we have sufficient counter-balancing governance in place. We see significant value in having the leader in the Board room also manage the affairs of our company, and we believe any potential doubts as to our Board's objectivity in evaluating management are offset by the lead independent director we have in place and the fact that the affirmative consent of our largest Unitholder (AXA) is required in order for any action taken by the Executive Committee or the Compensation Committee to be effective.

Lead Independent Director

The Board, at its February 2014 regular meeting, unanimously appointed, consistent with the Governance Committee's recommendation, Steven G. Elliott as our lead independent director, effective upon Mr. Tobin's retirement on March 4, 2014. Mr. Elliott presides at all executive sessions of non-management and independent directors and makes himself available, if requested by Unitholders, for consultation and communication. Interested parties wishing to communicate directly with Mr. Elliott may send an e-mail, with "confidential" in the subject line, to our Corporate Secretary or address mail to Mr. Elliott in care of our Corporate Secretary. Our Corporate Secretary will promptly forward such e-mail or mail to Mr. Elliott. We have posted this information in the "Management & Governance" section of our Internet Site.

Risk Oversight

The Board, together with the Audit Committee, has oversight for our company's risk management framework, both investment risk and operational risk, and is responsible for helping to ensure that our company's risks are managed in a sound manner. The Board has delegated to the Audit Committee, which consists entirely of independent directors, the responsibility to consider our company's policies and practices with respect to operational and investment risk assessment and operational and investment risk management, including discussing with management the major financial risk exposures and the steps taken to monitor and control such exposures. Members of the company's risk management team, who are responsible for identifying, managing and controlling the array of operational and investment risks inherent in our company's business and operations, make quarterly reports to the Audit Committee, including an annual risk review that addresses operational and investment risk identification, assessment and monitoring. The Chief Risk Officer, whose expertise encompasses both quantitative research and associated investment risks, makes periodic presentations to the Board. He reports directly to our Chairman and Chief Executive Officer and, since 2013, has had a reporting line to the Audit Committee.

[Table of Contents](#)

The Board has determined that its leadership and risk oversight are appropriate for our company. Mr. Kraus's in-depth knowledge of financial services and extensive executive experience in the investment management industry make him uniquely suited to serve as our Chairman and Chief Executive Officer, while Mr. Elliott's leadership and expertise have proven invaluable at enhancing the overall functioning of the Board. The Board believes that the combination of a single Chairman and Chief Executive Officer, a lead independent director, the Audit Committee, a specialized risk management team, and significant involvement from our largest Unitholder (AXA) provide the appropriate leadership to help ensure effective risk oversight by the Board.

Code of Ethics and Related Policies

All of our directors, officers and employees are subject to our Code of Business Conduct and Ethics. The code is intended to comply with Section 303A.10 of the NYSE Listed Company Manual, Rule 204A-1 under the Investment Advisers Act and Rule 17j-1 under the Investment Company Act, as well as with recommendations issued by the Investment Company Institute regarding, among other things, practices and standards with respect to securities transactions of investment professionals. The Code of Business Conduct and Ethics establishes certain guiding principles for all of our employees, including sensitivity to our fiduciary obligations and ensuring that we meet those obligations. Our Code of Business Conduct and Ethics may be found in the "Management & Governance" section of our Internet Site.

We have adopted a Code of Ethics for the Chief Executive Officer and Senior Financial Officers, which is intended to comply with Section 406 of the Sarbanes-Oxley Act of 2002 ("**Item 406 Code**"). The Item 406 Code, which may be found in the "Management & Governance" section of our Internet Site, was adopted in October 2004 by the Executive Committee. We intend to satisfy the disclosure requirements under Item 5.05 of Form 8-K regarding certain amendments to, or waivers from, provisions of the Item 406 Code that apply to the Chief Executive Officer, the Chief Financial Officer and the Chief Accounting Officer by posting such information on our Internet Site. To date, there have been no such amendments or waivers.

NYSE Governance Matters

Section 303A.00 of the NYSE Listed Company Manual exempts limited partnerships from compliance with the following sections of the Manual, some of which we comply with voluntarily: Section 303A.01 (board must have a majority of independent directors), 303A.04 (corporate governance committee must have only independent directors as its members and must have a charter that addresses, among other things, the committee's purpose and responsibilities), and 303A.05 (compensation committee must have only independent directors as its members and must have a charter that addresses, among other things, the committee's purpose and responsibilities).

AB Holding is a limited partnership (as is AB). In addition, because the General Partner is a subsidiary of AXA, and the General Partner controls AB Holding (and AB), we believe we also would qualify for the "controlled company" exemption. However, we comply voluntarily with the charter requirements set forth in Sections 303A.04 and 303A.05.

Our Corporate Governance Guidelines ("**Guidelines**") promote the effective functioning of the Board and its committees, promote the interests of the Partnerships' respective Unitholders (with appropriate regard to the Board's duties to the sole stockholder of the General Partner), and set forth a common set of expectations as to how the Board, its various committees, individual directors and management should perform their functions. The Guidelines may be found in the "Management & Governance" section of our Internet Site.

The Governance Committee is responsible for considering any request for a waiver under the Code of Business Conduct and Ethics, the Item 406 Code, the AXA Group Compliance and Ethics Guide, and the AXA Financial Policy Statement on Ethics from any director or executive officer of the General Partner. No such waiver has been granted to date and, if a waiver is granted in the future, such waiver would be described in the "Management & Governance" section of our Internet Site.

Our Internet Site, under the heading "Meet our Directors", provides an e-mail address for any interested party, including Unitholders, to communicate with the Board. Our Corporate Secretary reviews e-mails sent to that address and has some discretion in determining how or whether to respond, and in determining to whom such e-mails should be forwarded. In our experience, substantially all of the e-mails received are ordinary client requests for administrative assistance that are best addressed by management, or solicitations of various kinds.

The 2014 Certification by our Chief Executive Officer under NYSE Listed Company Manual Section 303A.12(a) was submitted to the NYSE on February 18, 2014.

Certifications by our Chief Executive Officer and Chief Financial Officer pursuant to Section 302 of the Sarbanes-Oxley Act of 2002 have been furnished as exhibits to this Form 10-K.

AB Holding Unitholders and AB Unitholders may request a copy of any committee charter, the Guidelines, the Code of Business Conduct and Ethics, and the Item 406 Code by contacting our Corporate Secretary. The charters and memberships of the Executive, Audit, Governance and Compensation Committees may be found in the “Management & Governance” section of our Internet Site.

Fiduciary Culture

We maintain a robust fiduciary culture and, as a fiduciary, we place the interests of our clients first and foremost. We are committed to the fair and equitable treatment of all our clients, and to compliance with all applicable rules and regulations and internal policies to which our business is subject. We pursue these goals through education of our employees to promote awareness of our fiduciary obligations, incentives that align employees’ interests with those of our clients, and a range of measures, including active monitoring, to ensure regulatory compliance. Specific steps we have taken to help us achieve these goals include:

- establishing two committees, the Code of Ethics Oversight Committee (“**Ethics Committee**”) and the Internal Compliance Controls Committee (“**Compliance Committee**”), composed of our executive officers and other senior executives to oversee and resolve code of ethics and compliance-related issues;
- creating an ombudsman office, where employees and others can voice concerns on a confidential basis;
- initiating firm-wide compliance and ethics training programs; and
- appointing a Conflicts Officer and establishing a Conflicts Committee to identify and mitigate conflicts of interest.

The Ethics Committee oversees all matters relating to issues arising under our Code of Business Conduct and Ethics. The Ethics Committee meets on a quarterly basis and at such other times as circumstances warrant. The Ethics Committee and its subcommittee, the Personal Trading Subcommittee, have oversight of personal trading by our employees.

The Compliance Committee reviews compliance issues throughout our Company, endeavors to develop solutions to those issues as they may arise from time to time, and oversees implementation of those solutions. The Compliance Committee meets on a quarterly basis and at such other times as circumstances warrant.

Section 16(a) Beneficial Ownership Reporting Compliance

Section 16(a) of the Exchange Act requires directors of the General Partner and executive officers of the Partnerships, and persons who own more than 10% of the AB Holding Units or AB Units, to file with the SEC initial reports of ownership and reports of changes in ownership of AB Holding Units or AB Units. To the best of our knowledge, during 2014, we complied with all Section 16(a) filing requirements. Our Section 16 filings can be found under “Investor & Media Relations” / “Reports & SEC Filings” on our Internet Site.

Item 11. Executive Compensation

Compensation Discussion and Analysis (“CD&A”)

Compensation Philosophy and Goals

The intellectual capital of our employees is collectively the most important asset of our firm. We invest in people—we hire qualified people, train them, encourage them to give their best thinking to the firm and our clients, and compensate them in a manner designed to motivate and retain them. As a result, the costs of employee compensation and benefits are significant, comprising, for 2014, approximately 52.8% of our operating expenses and representing approximately 42.1% of our net revenues (49.1% of our adjusted net revenues, *as defined below in “Overview of 2014 Incentive Compensation Program”*). Although these percentages are not unusual for companies in the financial services industry, the magnitude of these costs requires that they be monitored by management, and overseen by the Board, with particular attention by the Compensation Committee.

Success in achieving good results for the firm, and for our Unitholders, flows from achieving investment success for our clients. Accordingly, we believe that the quality, skill and dedication of our executives are critical to enhancing the long-term value of our company. Our key compensation goals are to:

- attract, motivate and retain highly-qualified executive talent;
- provide rewards for the past year’s performance;
- provide incentives for future performance;
- recognize and support outstanding individual performance and behaviors that demonstrate and foster our firm’s culture of Relentless Ingenuity, which includes the core competencies of relentlessness, ingeniousness, collaboration and accountability; and
- align our executives’ long-term interests with those of our Unitholders and clients.

We also are focused on ensuring that our compensation practices are competitive with industry peers and provide sufficient potential for wealth creation for our executives and our employees generally, which we believe will enable us to meet our compensation goals. Our executives include the following officers who, together, comprise our “**named executive officers**”:

Chief Executive Officer (“CEO”)	Peter S. Kraus
Chief Financial Officer (“CFO”)	John C. Weisenseel
Three other most highly-compensated executive officers	James A. Gingrich, Chief Operating Officer Lori A. Massad, Head of Human Capital & Chief Talent Officer Robert P. van Brugge, Chairman and CEO of Bernstein Research Services

Compensation Elements for Executive Officers

We utilize a variety of compensation elements to achieve the goals *described above*, including base salary, annual short-term incentive compensation awards (cash bonuses), a long-term incentive compensation award program and a defined contribution plan, each of which we *discuss in detail below*:

Base Salaries

Base salaries comprise a relatively small portion of our executives’ total compensation and are maintained at levels generally lower than the salaries of executives at peer firms. We consider individual experience, responsibilities and tenure with the firm when determining the narrow range of base salaries paid to our executives.

Annual Short-term Incentive Compensation Awards (Cash Bonuses)

Annual cash bonuses, which generally reflect individual performance and the firm’s current year financial performance, provide a shorter-term incentive to remain through year end because such bonuses typically are paid during the last week of the year.

In 2014, we paid annual cash bonuses in late December. These bonuses were based on management’s evaluation (subject to the Compensation Committee’s review and approval) of each executive’s performance during the year, and the performance of the executive’s business unit or function, compared to business and operational goals established at the beginning of the year and reviewed in the context of the current-year financial performance of the firm. For more information regarding the factors considered when determining cash bonuses for executives, see “*Factors Considered When Determining Executive Compensation*” below in this Item 11.

Long-term Incentive Compensation Awards

Long-term incentive compensation awards generally are denominated in restricted AB Holding Units. We utilize this structure to align our executives’ long-term interests directly with the interests of our Unitholders while also indirectly aligning our executives’ long-term interests with the interests of our clients, as strong performance for our clients generally contributes directly to increases in assets under management and improved financial performance for the firm.

[Table of Contents](#)

In 2014, we granted annual long-term incentive compensation awards in December to eligible employees to supplement cash bonuses and to encourage retention. These awards were made pursuant to the Incentive Compensation Program, an unfunded, non-qualified incentive compensation plan, and, when the award is AB Holding Unit-based, the 2010 Plan, our equity compensation plan. The restricted AB Holding Units granted pursuant to long-term incentive compensation awards generally vest ratably over four years.

We provide our employees, except certain members of senior management, with the opportunity to diversify their long-term incentive compensation awards by allocating up to 50% of their awards to cash, up to a maximum cash amount of \$250,000 (“**Deferred Cash**”). In addition, each of our employees who was based outside of the United States (other than expatriates) and who received a 2014 award of \$100,000 or less could have allocated up to 100% of his or her award to Deferred Cash. The portion of an award allocated to Deferred Cash is subject to the same multi-year vesting periods (generally, four years) as the portion of the award allocated to AB Holding Units.

Award recipients who resign or are terminated without cause continue to vest in their long-term incentive compensation awards if the award recipients comply with certain agreements and restrictive covenants set forth in the applicable award agreement, including restrictions on competition, restrictions on employee and client solicitation, and a claw-back for failing to follow existing risk management policies. As such, for accounting purposes, there is no employee service requirement and awards are fully expensed when granted. (As used in this Item 11, “vest” refers to the time at which the awards are no longer subject to forfeiture for breach of these restrictions or risk management policies, which we *discuss further below in “Consideration of Risk Matters in Determining Compensation”*.)

Prior to vesting, withdrawals of the AB Holding Units and/or Deferred Cash underlying an award are not permitted. Upon vesting, the AB Holding Units and/or Deferred Cash underlying an award are distributed unless the award recipient has, in advance, voluntarily elected to defer receipt to future periods. Quarterly cash distributions on vested and unvested restricted AB Holding Units are paid currently to award recipients. If Deferred Cash is elected, interest accrues monthly based on our monthly weighted average cost of funds and is credited to the award recipient annually. Our cost of funds during 2014 was approximately 0.2%, representing a nominal return.

Defined Contribution Plan

U.S. employees of AB, including our named executive officers, are eligible to participate in the Profit Sharing Plan for Employees of AB (as amended and restated as of January 1, 2010 and as further amended on December 12, 2014, “**Profit Sharing Plan**”), a tax-qualified retirement plan. The Compensation Committee determines the amount of company contributions (both the level of annual matching by the firm of an employee’s pre-tax salary deferral contributions and the annual company profit sharing contribution, if any).

For 2014, the Compensation Committee determined that employee deferral contributions would be matched on a dollar-for-dollar basis up to 5% of eligible compensation and that there would be no profit sharing contribution.

Consideration of Risk Matters in Determining Compensation

We have considered whether our compensation practices encourage unnecessary or excessive risk-taking and whether any risks arising from our compensation practices are reasonably likely to have a material adverse effect on our company. For the reasons *set forth below*, we have determined that our current compensation practices do not incentivize, and actually discourage, our employees from engaging in unnecessary or excessively risky activities. Accordingly, we have concluded that our compensation practices do not create risks that are reasonably likely to have a material adverse effect on our company.

As described above in “Compensation Elements for Executive Officers – Long-term Incentive Compensation Awards” in this Item 11, a substantial portion of each long-term incentive compensation award granted to an eligible employee is denominated in AB Holding Units that are not distributed until subsequent years, so the ultimate value that the employee derives from the award depends on the long-term performance of the firm. Denominating a substantial portion of the award in AB Holding Units and deferring their delivery sensitizes employees to risk outcomes and discourages them from taking excessive risks that could lead to a decrease in the value of the AB Holding Units. Furthermore, *and as noted above in “Compensation Elements for Executive Officers – Long-term Incentive Compensation Awards”*, generally all outstanding long-term incentive compensation awards include a provision permitting us to “claw-back” the unvested portion of an employee’s long-term incentive compensation award (whether denominated in restricted AB Holding Units or Deferred Cash) if the Compensation Committee determines that (i) the employee failed to follow existing risk management policies and (ii) as a result of the employee’s failure, there has been or reasonably could be expected to be a material adverse impact on our firm or the employee’s business unit.

Overview of 2014 Incentive Compensation Program

In 2014, employees with total compensation in excess of \$200,000 received a portion of their incentive compensation in the form of an annual cash bonus and a portion in the form of long-term incentive compensation (as described above, at least 50% of which must have been allocated to restricted AB Holding Units). The split between the annual cash bonus and long-term incentive compensation varied depending on the eligible employee's total compensation, with lower-paid employees receiving a greater percentage of their incentive compensation as cash bonuses than more highly-paid employees. (For additional information about these compensatory elements, see "Compensation Elements for Executive Officers" above in this Item 11.)

Although estimates are developed for budgeting and strategic planning purposes, incentive compensation is not correlated with meeting any specific targets (except that some of our salespeople have compensation incentives based on sales levels). Instead, the aggregate amount of incentive compensation generally is determined on a discretionary basis and is primarily a function of our firm's current year financial performance. Amounts are awarded to help us achieve our goal of attracting, motivating and retaining top talent while also helping to ensure that our Unitholders receive an appropriate return on their investment.

Senior management, with the approval of the Compensation Committee, confirmed that the appropriate metric to consider in determining the amount of incentive compensation for 2014 is the ratio of adjusted employee compensation and benefits expense to adjusted net revenues, which terms are described immediately below:

- **Adjusted net revenues** (see our discussion of "Management Operating Metrics" in Item 7) exclude investment gains and losses and dividends and interest on employee long-term incentive compensation-related investments and the 90% of the investment gains and losses of our consolidated venture capital fund attributable to non-controlling interests. In addition, adjusted net revenues offset distribution-related payments to third parties as well as amortization of deferred sales commissions against distribution revenues. We also exclude from adjusted net revenues additional pass-through expenses we incur (primarily through our transfer agent) that are reimbursed and recorded as fees in revenues.
- **Adjusted employee compensation and benefits expense** is total employee compensation and benefits expense minus other employment costs such as recruitment, training, temporary help and meals, and excludes the impact of mark-to-market vesting expense, as well as dividends and interest expense, associated with employee long-term incentive compensation-related investments.

Also, in 2014, senior management, with the approval of the Compensation Committee, confirmed that the firm's adjusted employee compensation and benefits expense should not exceed 50% of our adjusted net revenues, except in unexpected or unusual circumstances. As the table below indicates, in 2014, adjusted employee compensation and benefits expense amounted to approximately 49.1% of adjusted net revenues (in thousands):

Net Revenues	\$ 3,005,366
Adjustments (see above)	(499,846)
Adjusted Net Revenues	\$ 2,505,520
Employee Compensation & Benefits Expense	\$ 1,265,664
Adjustments (see above)	(35,890)
Adjusted Employee Compensation & Benefits Expense	\$ 1,229,774
Adjusted Compensation Ratio	49.1%

Our 2014 adjusted compensation ratio of approximately 49.1% reflects the need to keep compensation levels competitive with industry peers in order to attract, motivate and retain highly-qualified executive talent. Senior management, in 2014, retained McLagan Partners ("McLagan") to provide compensation benchmarking data ("McLagan Data"), which data summarized compensation levels for 2013 at selected asset management companies and banks comparable to ours in terms of size and business mix ("Comparable Companies"), to assist in determining the appropriate level of compensation for the firm's executives (see "Factors Considered When Determining Executive Compensation" immediately below for the list of Comparable Companies and additional information pertaining to the McLagan Data). The Compensation Committee considered this information in concluding that the compensation levels paid in 2014 to our named executive officers were appropriate and reasonable.

Factors Considered When Determining Executive Compensation

We base decisions about executive compensation primarily on our assessment of each executive's leadership, operational performance, and potential to enhance investment returns and service for our clients, all of which contribute to long-term Unitholder value. We do not utilize quantitative formulas when determining the compensation of our named executive officers, but rather, rely on our judgment about each executive's performance in light of business and operational goals established at the beginning of the year and reviewed in the context of the current-year financial performance of the firm. We begin this process, which is conducted by the CEO working with other members of senior management, by determining the total incentive compensation amounts available for a particular year (as more fully explained above in "Overview of 2014 Incentive Compensation Program").

[Table of Contents](#)

We then consider a number of key factors for each of the named executive officers (other than Mr. Kraus, our CEO, whose compensation is described below in “Overview of Our Chief Executive Officer’s Compensation”). Specific factors will vary among business units, among individuals and during different business cycles, so we do not adopt any specific weighting or formula under which these metrics are applied. Key factors we consider include:

- the firm’s financial performance in the current year;
- the firm’s strategic and operational considerations;
- total compensation awarded to the named executive officer in the previous year;
- the increase or decrease in the current year’s total incentive compensation amounts available;
- the named executive officer’s performance compared to individual business and operational goals established at the beginning of the year;
- the nature, scope and level of responsibilities of the named executive officer;
- the contribution of the named executive officer to our overall financial results;
- the named executive officer’s execution of our firm’s culture of Relentless Ingenuity; and
- the named executive officer’s management effectiveness, talent development, and adherence to risk management and regulatory compliance.

In 2014, as noted above in “Overview of 2014 Incentive Compensation Program”, we also considered the McLagan Data when determining the total compensation of our named executive officers, which Data provided ranges of compensation levels at the Comparable Companies for executive positions similar to those held by our named executive officers, including base salary, total cash compensation and total compensation. The Comparable Companies, which management selected with input from McLagan, included:

Bank of America Merrill Lynch	Barclays Capital Group	BlackRock Financial Management, Inc.
Citigroup Inc.	Credit Suisse Group AG	Deutsche Bank AG
Franklin Resources, Inc.	Goldman Sachs Group, Inc.	Goldman Sachs Asset Management, L.P.
Invesco Ltd.	JPMorgan Chase & Co.	JPMorgan Asset Management Inc.
Morgan Stanley	Morgan Stanley Investment Management Inc.	PIMCO LLC
T. Rowe Price Group, Inc.	UBS AG	The Vanguard Group, Inc.

The McLagan Data indicated that the total compensation paid to our named executive officers in 2014 fell within or below the ranges of total compensation paid to executives at the Comparable Companies.

We then provided specific incentive compensation recommendations to the Compensation Committee, which recommendations were supported by the factors listed above. We also provided the Compensation Committee with the McLagan Data, which was not used in a formulaic or mechanical way to determine named executive officer compensation levels, but rather, as noted immediately above, provided the Compensation Committee with compensation levels paid to executives at the Comparable Companies. The Compensation Committee then made the final incentive compensation decisions.

We have described in the table below the business and operational goals established at the beginning of 2014 for our named executive officers (other than Mr. Kraus) and their achievements during 2014:

Named Executive Officer	2014 Business and Operational Goals	2014 Goals Achieved
James A. Gingrich Chief Operating Officer	<ul style="list-style-type: none"> – increase operating efficiency; – optimize Retail, Institutions and Private Wealth strategy and sales efforts; – enhance planning and organizational processes; – optimize revenue and profitability of Bernstein Research Services; – foster a culture of meritocracy, empowerment and accountability among business leaders; and – recruit and retain top talent. 	<ul style="list-style-type: none"> – contained operating costs; – implemented processes to better manage costs; – improved client flows across the majority of distribution channels and geographies; – helped recruit new personnel in several key positions; – negotiated and helped complete the firm’s acquisition of CPH Capital Fondenmaeglerselskab A/S; and – helped improve Bernstein Research Services revenues and margins.

Named Executive Officer	2014 Business and Operational Goals	2014 Goals Achieved
<p>Robert P. van Brugge Chairman and CEO, Bernstein Research Services</p>	<ul style="list-style-type: none"> - optimize revenue and profitability of Bernstein Research Services; - further enhance this unit’s research capabilities, trading services and product array; - extend this unit’s geographic platform; and - attract, motivate and retain top talent. 	<ul style="list-style-type: none"> - increased Bernstein Research Services profitability; - achieved excellent results in third-party research surveys; and - made significant progress in expanding the business in Asia.
<p>Lori A. Massad Head of Human Capital and Chief Talent Officer</p>	<ul style="list-style-type: none"> - actively support the business strategy changes of the firm’s strategic business units (“SBUs”), including talent assessment and implications, re-organization, recruiting and development; - ensure adherence to the firm’s culture of “Relentless Ingenuity”; - implement new U.S. medical benefit programs; - assess the competitiveness and enhance certain aspects of our non-U.S. benefit programs; - implement initiatives to strengthen employee engagement; and - enhance our firm’s diversity initiatives, including fostering an environment in which diverse talent thrives and progresses. 	<ul style="list-style-type: none"> - supported SBU business strategies by contributing to the smooth transition of new talent, facilitating the re-organization of specific groups, designing customized development programs, and recruiting talent; - facilitated culture forums between the CEO, senior leaders and employees across SBUs and regions; - implemented new U.S. medical benefit plans and continued employee education on the important features of the medical plans (e.g., Health Savings Accounts); - assessed the competitiveness of our non-U.S. benefits programs and enhanced certain aspects of these plans (e.g., redesigned the Asia ex-Japan medical benefit plan); - established and facilitated “management circles” to promote manager networking and to strengthen our managers’ leadership skills; and - implemented diversity programs to engage and develop diverse groups of talent and facilitate their progression in our firm.
<p>John C. Weisenseel Chief Financial Officer</p>	<ul style="list-style-type: none"> - focus on evaluating and supporting new business development opportunities; - manage any related funding requirements together with the firm’s capital and liquidity; - continue to execute our firm’s global real estate consolidation plan with particular emphasis on sub-leasing surplus office space; - assess financial processes and systems; - ensure adherence to internal control structure and financial reporting standards; - enhance internal financial reporting, including an increased focus on management operating metrics, to provide more useful information to senior management; and - identify and develop the next generation of leaders in the Finance and Administrative Services Departments. 	<ul style="list-style-type: none"> - provided accounting and tax guidance in structuring, integrating and funding business development opportunities; - extended our firm’s \$1 billion senior revolving credit facility, helping ensure the firm will have sufficient liquidity to fund operations over the next five years; - completed sub-leasing for the first phase of the global real estate consolidation plan and approximately 90% of the sub-leasing for the second phase; - maintained active dialogue with the investment community and credit rating agencies, including providing input into the proposed credit rating criteria changes for asset managers; - improved the efficiency of internal financial reporting through the selection and first phase implementation of a new, robust financial reporting system; - identified improvements to internal financial reporting, enhancing transparency and accountability of senior business leaders; and - implemented several staffing changes in the Finance and Administrative Services Departments, providing better client service within our firm while reducing costs.

[Table of Contents](#)

As indicated in the table above, each of the named executive officers included in the table successfully achieved his or her goals in 2014. The compensation of each of these named executive officers reflected Mr. Kraus's and the Compensation Committee's judgment in assessing the importance of his or her achievements to our firm's financial results.

Overview of Our Chief Executive Officer's Compensation

For January 1 and 2, 2014, our CEO, Peter S. Kraus, was compensated for his services as Chairman of the Board and CEO pursuant to his initial employment agreement ("**Kraus Initial Employment Agreement**") dated as of December 19, 2008, which was in effect from December 19, 2008 through January 2, 2014. For the remainder of 2014, Mr. Kraus was compensated based on the terms set forth in his employment agreement dated as of June 21, 2012 ("**Kraus Employment Agreement**"), pursuant to which he serves as Chairman of the Board and CEO. The Kraus Employment Agreement commenced on January 3, 2014 and terminates on January 2, 2019 ("**Employment Term**"), unless it is terminated in accordance with its terms. Although the Employment Term did not commence until January 3, 2014, certain provisions of the Kraus Employment Agreement became effective on June 21, 2012, the date the agreement was signed, including those provisions summarized below pertaining to the grant of 2,722,052 restricted AB Holding Units to Mr. Kraus ("**June 2012 Grant**") and termination of his employment.

The terms of the Kraus Employment Agreement were the result of arm's-length negotiations between Mr. Kraus, members of the Compensation Committee, who discussed this matter during four Special Meetings of the Compensation Committee held in 2012, and other members of the Board. In addition, the Compensation Committee considered comparative compensation benchmarking data ("**Johnson Data**") from Johnson Associates, Inc., a compensation consultant engaged by the Compensation Committee. The Johnson Data provided ranges of CEO compensation levels for 2011 at selected asset management companies and banks comparable to ours in terms of size and business mix, including salary, cash bonus, total cash compensation and total compensation. In addition, this data indicated that the compensation terms for Mr. Kraus set forth in the Kraus Employment Agreement were fully competitive and consistent with industry standards given our size, scope and complexity, the importance of CEO continuity, Mr. Kraus's experience and integral role in the ongoing execution of our firm's long-term growth strategy, and the allocation of Mr. Kraus's compensation more heavily to restricted equity. The comparable companies, which management selected with input from Johnson Associates, included:

Affiliated Managers Group, Inc.	Ameriprise Financial, Inc.	The Bank of New York Mellon Corp.
BlackRock Financial Management, Inc.	Credit Suisse Asset Management LLC	Eaton Vance Corp.
Federated Investors, Inc.	Franklin Resources, Inc.	Invesco Ltd.
Janus Capital Group Inc.	JPMorgan Asset Management Inc.	Lazard Ltd.
Legg Mason, Inc.	Morgan Stanley	Northern Trust Corporation
State Street Global Advisors Ltd.	T. Rowe Price Group, Inc.	

The Compensation Committee and the Executive Committee, based on the Johnson Data and other inquiry as needed, decided to structure the allocation of Mr. Kraus's compensation under the Kraus Employment Agreement heavily toward the June 2012 Grant. For information regarding the Executive Committee, see "*Committees of the Board*" in Item 10.

Compensation Elements

Base Salary

Mr. Kraus's annual base salary under the Kraus Employment Agreement, originally set at \$275,000, was increased to \$400,000, effective January 1, 2014, by the Compensation Committee. This amount is comparable to the annual base salary paid to our most senior executives generally and is consistent with our firm's policy to keep base salaries of executives and other highly-compensated employees low in relation to total compensation.

Cash Bonus

Mr. Kraus did not receive a cash bonus for 2014, nor is he entitled to receive a future cash bonus during the remainder of the Employment Term. Any future cash bonus that may be paid to Mr. Kraus is entirely in the discretion of the Compensation Committee.

Restricted AB Holding Units

Mr. Kraus was awarded the June 2012 Grant upon execution of the Kraus Employment Agreement, on June 21, 2012. The size of the June 2012 Grant, which had a value of approximately \$33 million based on the market price of an AB Holding Unit on June 21, 2012, reflected the determination by Mr. Kraus and the Board that this was a reasonable and appropriate amount of long-term incentive compensation in view of Mr. Kraus's expertise and experience, his past compensation, and the compensation of other CEOs of the comparable asset management companies *described above*.

Subject to accelerated vesting clauses in the Kraus Employment Agreement (*e.g.*, immediate vesting upon a "change in control" of our firm, *as discussed in detail below*), the June 2012 Grant vests ratably on each of the first five anniversaries of December 19, 2013, commencing December 19, 2014, provided, with respect to each installment, Mr. Kraus continues to be employed by AB on the vesting date. However, Mr. Kraus elected to delay delivery of all of the restricted AB Holding Units until December 19, 2018, the final vesting date, subject to acceleration upon a "change in control" of our firm and certain qualifying events of termination of employment (*see "Terms Relating to Change in Control and Termination of Employment" below*).

During the Employment Term, Mr. Kraus is paid the cash distributions payable with respect to his unvested and vested restricted AB Holding Units until the AB Holding Units are delivered or forfeited. These cash distributions generally are paid at the time distributions are made to AB Holding Unitholders.

Mr. Kraus did not receive an equity-based award for 2014, nor is he entitled to receive a future equity award during the remainder of the Employment Term. Any future grant of equity-based awards is entirely in the discretion of the Compensation Committee. Accordingly, during the Employment Term, the totality of Mr. Kraus's compensation (other than his base salary) is and, absent any additional awards the Compensation Committee may choose to grant, will be dependent on the level of cash distributions on the restricted AB Holding Units granted to Mr. Kraus and the evolution of the trading price of AB Holding Units, both of which are partially dependent on the financial and operating results of our firm. Therefore, his long-term interests are, and will continue to be, directly aligned with the interests of our Unitholders and also indirectly aligned with the interests of our clients, as strong performance for our clients generally contributes directly to increases in assets under management and improved financial performance for the firm.

Perquisites and Benefits

Under the Kraus Employment Agreement, Mr. Kraus is entitled to receive the following perquisites and benefits:

- personal use of company aircraft (provided he reimburses the company for any incremental cost resulting from such use);
- personal use of a company car and driver;
- following termination of his employment due to death or disability, continued health and welfare benefits (*see note 7 to "Potential Payments upon Termination or Change in Control" table below* for additional information); and
- following termination of his employment by AB without cause or by Mr. Kraus for good reason, payments equal to the cost of COBRA coverage for the period for which he is entitled to COBRA.

Terms Relating to Change in Control and Termination of Employment

The June 2012 Grant will vest immediately upon a "change in control" of the company. A change in control is defined as:

- AXA ceasing to control the management of AB's business; or
- AB Holding ceasing to be publicly traded.

Mr. Kraus negotiated the change-in-control provisions *described immediately above* in order to ensure that AB would continue to be operated as a separately-managed entity and with a certain degree of independence, and that AB Holding would continue as a publicly-traded entity. Both AXA and Mr. Kraus believed that these arrangements added significant value to AB. The Board understood that AXA had no intention of changing these arrangements during the Employment Term and, accordingly, concluded that the change-in-control provisions were acceptable and necessary in order to retain Mr. Kraus.

The Kraus Employment Agreement also provides for the immediate vesting of the next two installments of restricted AB Holding Units (or the final installment, if only one installment remains unvested as of the termination date) upon certain qualifying terminations of employment, including termination of Mr. Kraus's employment:

- by AB without cause, where "cause" includes, among other things:
 - o the continued, willful failure by Mr. Kraus to perform substantially his duties with AB after a written demand for substantial performance is delivered to him by the Board;
 - o Mr. Kraus's conviction of, or plea of guilty or *nolo contendere*, to a crime that constitutes a felony;
 - o the willful engaging by Mr. Kraus in misconduct that is materially and demonstrably injurious to AB or any of its affiliates;
 - o the willful breach by Mr. Kraus of the covenant not to disclose any confidential information pertaining to AB or its affiliates or the covenant not to compete with AB or its affiliates; or

[Table of Contents](#)

- o Mr. Kraus's failure to comply with a material written company workplace policy applicable to him, and
- by Mr. Kraus for good reason, where “**good reason**” generally includes actions taken by AB resulting in a material negative change in Mr. Kraus's employment relationship, such as:
 - o assignment to Mr. Kraus of duties materially inconsistent with his position;
 - o any material breach of the Kraus Employment Agreement by AB;
 - o a requirement by AB that Mr. Kraus be based at any office or location more than 25 miles commuting distance from company headquarters; or
 - o a requirement that Mr. Kraus report to an officer or employee of AB instead of reporting directly to the Board and the CEO of AXA.

In addition, if Mr. Kraus dies or becomes disabled during the Employment Term, Mr. Kraus immediately will vest in a pro-rated portion of any restricted AB Holding Units otherwise due to vest on the next vesting date.

Mr. Kraus negotiated the provisions *described immediately above* in order to preserve the value of his long-term incentive compensation arrangement. The Board agreed to these provisions because they were typical of executive compensation agreements for executives at Mr. Kraus's level, they provided Mr. Kraus with effective incentives for future performance, and because the Board concluded that they were necessary to retain Mr. Kraus.

The Board also concluded that the change-in-control and termination provisions in the Kraus Employment Agreement fit within AB's overall compensation objectives because these provisions, which aligned with AB's goal of providing Mr. Kraus with effective incentives for future performance:

- o permitted AB to retain a highly-qualified chief executive officer;
- o aligned Mr. Kraus's long-term interests with those of AB's Unitholders and clients;
- o were consistent with AXA's and the Board's expectations with respect to the manner in which AB and AB Holding would be operated during Mr. Kraus's tenure; and
- o were consistent with the Board's expectations that Mr. Kraus would not be terminated without cause and that no steps would be taken that would provide him with the ability to terminate the agreement for good reason.

Compensation Committee

In 2014, the Compensation Committee consisted of Ms. Slutsky and Messrs. Condron (Chair), Duverne, Elliott and Kraus. The Compensation Committee held three meetings in 2014.

As discussed in “NYSE Governance Matters” in Item 10, AB Holding, as a limited partnership, is exempt from NYSE rules that require public companies to have a compensation committee composed solely of independent directors. AXA owns, indirectly, an approximate 62.7% economic interest in AB (as of December 31, 2014), and compensation expense is a significant component of our financial results. For these reasons, Mr. Duverne, Deputy Chief Executive Officer of AXA, is a member of the Compensation Committee, and any action taken by the Compensation Committee requires the affirmative vote or consent of an executive officer of one or more of our parent companies. (Presently, Mr. Duverne is the only member of the Compensation Committee who is also an executive officer of one or more of our parent companies.)

The Compensation Committee has general oversight of compensation and compensation-related matters, including:

- determining cash bonuses;
- determining contributions and awards under incentive plans or other compensation arrangements (whether qualified or non-qualified) for employees of AB and its subsidiaries, and amending or terminating such plans or arrangements or any welfare benefit plan or arrangement or making recommendations to the Board with respect to adopting any new incentive compensation plan, including equity-based plans;
- reviewing and approving the compensation of our CEO, evaluating his performance, and determining and approving his compensation level based on this evaluation; and
- reviewing and discussing the CD&A, and recommending to the Board its inclusion in the Partnerships' Forms 10-K and, when applicable, proxy statements.

The Compensation Committee's year-end process generally has focused on the cash bonuses and long-term incentive compensation awards granted to senior management. Mr. Kraus is an active member of the Compensation Committee, but he does not participate in any committee discussions or votes regarding his own compensation. Mr. Kraus, working with other members of senior management, provides recommendations for individual employee awards to the Compensation Committee for its consideration. As part of this process, management provides the committee with compensation benchmarking data from one or more compensation consultants. For 2014, we paid \$26,750 to McLagan for executive compensation benchmarking data and an additional \$269,212 for survey and consulting services relating to the amount and form of compensation paid to employees other than executives.

[Table of Contents](#)

The Compensation Committee held its regularly-scheduled meeting regarding year-end compensation on December 12, 2014, at which meeting it discussed and approved senior management's compensation recommendations. The Compensation Committee did not retain its own consultants.

The Compensation Committee's functions are more fully described in the committee's charter, which is available online in the "Management & Governance" section of our Internet Site.

Other Compensation-Related Matters

AB and AB Holding are, respectively, private and public limited partnerships, and are subject to taxes other than federal and state corporate income tax (*see "Structure-related Risks" in Item 1A and Note 19 to AB's consolidated financial statements in Item 8*). Accordingly, Section 162(m) of the Code, which limits tax deductions relating to executive compensation otherwise available to entities taxed as corporations, is not applicable to either AB or AB Holding.

Compensation Committee Interlocks and Insider Participation

Mr. Duverne is the Deputy Chief Executive Officer of AXA, the ultimate parent company of the General Partner.

Mr. Kraus is Chairman of the Board and Chief Executive Officer of the General Partner and, accordingly, also serves in that capacity for AB and AB Holding. Mr. Kraus is also a director of AXA Financial, AXA Equitable and MLOA. In addition, Mr. Kraus is a member of the Management Board of AXA. Other than Mr. Kraus, no executive officer of AB served as (i) a member of a compensation committee or (ii) a director of another entity, an executive officer of which served as a member of AB's Compensation Committee or Board.

Compensation Committee Report

The members of the Compensation Committee reviewed and discussed with management the Compensation Discussion and Analysis set forth above and, based on such review and discussion, recommended to the Board its inclusion in this Form 10-K.

Christopher M. Condrón (Chair)	Denis Duverne
Steven G. Elliott	Peter S. Kraus
Lorie A. Slutsky	

Summary Compensation Table

Total compensation of our named executive officers for 2014, 2013 and 2012, as applicable, is as follows:

Name and Principal Position	Year	Salary(\$)⁽¹⁾	Bonus(\$)	Stock Awards⁽²⁾⁽³⁾ (\$)	All Other Compensation (\$)	Total(\$)
Peter S. Kraus ⁽⁴⁾ Chairman and CEO	2014	411,539	—	—	6,374,364	6,785,903
	2013	275,000	—	—	3,168,218	3,443,218
	2012	275,000	—	33,127,373	2,634,830	36,037,203
James A. Gingrich Chief Operating Officer	2014	415,385	3,940,000	3,660,000	872,272	8,887,657
	2013	400,000	3,940,000	3,660,000	654,791	8,654,791
	2012	400,000	2,485,000	3,114,993	304,781	6,304,774
Robert P. van Brugge Chairman and CEO of SCB LLC	2014	415,385	1,940,000	1,660,000	327,253	4,342,638
	2013	400,000	1,565,000	1,285,000	563,175	3,813,175
	2012	389,808	1,490,778	1,609,224	86,237	3,576,047
Lori A. Massad Head of Human Capital and Chief Talent Officer	2014	415,385	940,000	660,000	190,663	2,206,048
	2013	400,000	940,000	660,000	177,131	2,177,131
	2012	400,000	805,000	595,006	128,851	1,928,857
John C. Weisenseel ⁽⁵⁾ CFO	2014	389,423	800,000	500,000	135,457	1,824,880
	2013	375,000	710,000	440,000	116,180	1,641,180
	2012	229,327	755,050	1,244,969	40,207	2,269,553

- (1) In 2014, we had 27 bi-weekly pay periods instead of our customary 26 pay periods. Therefore, the named executive officers received more base salary in 2014 than they otherwise would have received based on their annual base salary rates.
- (2) The figures in the “Stock Awards” column provide the aggregate grant date fair value of the awards calculated in accordance with FASB ASC Topic 718. For the assumptions made in determining these values, *see Note 17 to AB’s consolidated financial statements in Item 8.*
- (3) *See “Grants of Plan-based Awards in 2014” below in this Item 11* for information regarding the 2014 long-term incentive compensation awards granted to our named executive officers.
- (4) Mr. Kraus’s compensation structure is set forth in the Kraus Employment Agreement, the terms of which are *described in “Overview of Our Chief Executive Officer’s Compensation” in this Item 11.*
- (5) Mr. Weisenseel joined our firm as Chief Financial Officer in May 2012.

See “Outstanding Equity Awards at 2014 Fiscal Year-End” below in this Item 11 for information regarding the restricted AB Holding Units awarded to Mr. Weisenseel in connection with his recruitment and as replacement equity for awards he forfeited by leaving McGraw Hill.

See “Non-Qualified Deferred Compensation for 2014” below in this Item 11 for information regarding the \$100,050 portion of Mr. Weisenseel’s 2012 long-term incentive compensation award under the Incentive Compensation Program that he elected to allocate to Deferred Cash.

[Table of Contents](#)

The “All Other Compensation” column includes the aggregate incremental cost to our company of certain other expenses and perquisites. For 2014, the column includes the following:

Name	Quarterly Distributions on AB Holding Unit Awards (\$)	Personal Use of Car and Driver (\$)	Contributions to Profit Sharing Plan (\$)	Life Insurance Premiums (\$)	Financial Planning Services (\$)
Peter S. Kraus	6,173,614 ⁽¹⁾	187,750 ⁽²⁾	13,000	—	—
James A. Gingrich	857,466 ⁽³⁾	—	13,000	1,806	—
Robert P. van Brugge	313,623	—	13,000	630	—
Lori A. Massad	156,697	—	13,000	966	20,000
John C. Weisenseel	121,560	—	13,000	897	—

(1) Includes \$4,115,742 paid as distributions with respect to unvested AB Holding Units and \$2,057,872 paid as distributions with respect to vested AB Holding Units, the delivery of which Mr. Kraus has voluntarily deferred.

(2) Includes lease costs (\$19,591), driver compensation (\$148,086) and other car-related costs (\$20,073), such as parking, gas, tolls, and repairs and maintenance.

(3) Includes \$714,355 paid as distributions with respect to unvested AB Holding Units and \$143,111 paid as distributions with respect to vested AB Holding Units, the delivery of which Mr. Gingrich has voluntarily deferred.

Grants of Plan-based Awards in 2014

Grants of awards under the 2010 Plan, our equity compensation plan, during 2014 made to our named executive officers are as follows:

Name	Grant Date	All Other Stock Awards:	
		Number of Shares of Stock or Units (#)	Grant Date Fair Value of Stock Awards (\$)
Peter S. Kraus	—	—	—
James A. Gingrich ⁽¹⁾	12/12/2014	150,991	3,660,000
Robert P. van Brugge ⁽¹⁾	12/12/2014	68,482	1,660,000
Lori A. Massad ⁽¹⁾	12/12/2014	27,228	660,000
John C. Weisenseel ⁽¹⁾	12/12/2014	20,628	500,000

(1) As discussed above in “Overview of 2014 Incentive Compensation Program” and “Compensation Elements for Executive Officers—Long-term Incentive Compensation Awards” in this Item 11, long-term incentive compensation awards generally are denominated in restricted AB Holding Units. The 2014 long-term incentive compensation awards granted to our named executive officers under the Incentive Compensation Program and the 2010 Plan are shown in the “All Other Stock Awards” column of this table, the “Stock Awards” column of the Summary Compensation Table and the “AB Holding Unit Awards” columns of the Outstanding Equity Awards at 2014 Fiscal Year-End Table.

In 2014, the number of restricted AB Holding Units comprising long-term incentive compensation awards was based on the closing price of an AB Holding Unit as reported for NYSE composite transactions on December 12, 2014, the date on which the Compensation Committee approved the awards.

Outstanding Equity Awards at 2014 Fiscal Year-End

Outstanding equity awards held by our named executive officers as of December 31, 2014 are as follows:

Name	Option Awards				AB Holding Unit Awards	
	Number of Securities Underlying Unexercised Options Exercisable (#)	Number of Securities Underlying Unexercised Options (#)	Option Exercise Price (\$)	Option Expiration Date	Number of Shares or Units of Stock That Have Not Vested (#)	Market Value of Shares or Units of Stock That Have Not Vested (\$)
Peter S. Kraus ⁽¹⁾	—	—	—	—	2,177,642	56,248,493
James A. Gingrich ⁽²⁾⁽³⁾	263,533	—	17.05	1/23/19	387,787	10,016,538
Robert P. van Brugge ⁽⁴⁾	—	—	—	—	168,851	4,361,421
Lori A. Massad ⁽⁵⁾	—	—	—	—	74,197	1,916,509
John C. Weisenseel ⁽⁶⁾	—	—	—	—	59,396	1,534,199

- (1) For details concerning the restricted AB Holding Units awarded to Mr. Kraus under the Kraus Employment Agreement, see “Overview of Our Chief Executive Officer’s Compensation – Compensation Elements – Restricted AB Holding Units” above in this Item 11.
- (2) Mr. Gingrich was awarded (i) 150,991 restricted AB Holding Units in December 2014 that are scheduled to vest in 25% increments on each of December 1, 2015, 2016, 2017 and 2018, (ii) 168,897 restricted AB Holding Units in December 2013, 25% of which vested on December 1, 2014, and the remainder of which is scheduled to vest in additional 25% increments on each of December 1, 2015, 2016 and 2017, (iii) 155,968 restricted AB Holding Units in December 2012, 25% of which vested on each of December 1, 2013 and 2014, and the remainder of which is scheduled to vest in additional 25% increments on each of December 1, 2015 and 2016, and (iv) 128,558 restricted AB Holding Units in December 2011, 25% of which vested on each of December 1, 2012, 2013 and 2014, and the remainder of which is scheduled to vest in an additional 25% increment on December 1, 2015.
- (3) Mr. Gingrich was granted 263,533 options to buy AB Holding Units in January 2009, 20% of which vested and became exercisable on each of January 23, 2010, 2011, 2012, 2013 and 2014.
- (4) Mr. van Brugge was awarded (i) 68,482 restricted AB Holding Units in December 2014 that are scheduled to vest in 25% increments on each of December 1, 2015, 2016, 2017 and 2018, (ii) 59,299 restricted AB Holding Units in December 2013, 25% of which vested on December 1, 2014, and the remainder of which is scheduled to vest in additional 25% increments on each of December 1, 2015, 2016 and 2017, (iii) 80,574 restricted AB Holding Units in December 2012, 25% of which vested on each of December 1, 2013 and 2014, and the remainder of which is scheduled to vest in additional 25% increments on each of December 1, 2015 and 2016, and (iv) 62,433 restricted AB Holding Units in December 2011, 25% of which vested on each of December 1, 2012, 2013 and 2014, and the remainder of which is scheduled to vest in an additional 25% increment on December 1, 2015.
- (5) Ms. Massad was awarded (i) 27,228 restricted AB Holding Units in December 2014 that are scheduled to vest in 25% increments on each of December 1, 2015, 2016, 2017 and 2018, (ii) 30,457 restricted AB Holding Units in December 2013, 25% of which vested on December 1, 2014, and the remainder of which is scheduled to vest in additional 25% increments on each of December 1, 2015, 2016 and 2017, (iii) 29,792 restricted AB Holding Units in December 2012, 25% of which vested on each of December 1, 2013 and 2014, and the remainder of which is scheduled to vest in additional 25% increments on each of December 1, 2015 and 2016, and (iv) 36,923 restricted AB Holding Units in December 2011, 25% of which vested on each of December 1, 2012, 2013 and 2014, and the remainder of which is scheduled to vest in an additional 25% increment on December 1, 2015.
- (6) Mr. Weisenseel was awarded (i) 20,628 restricted AB Holding Units in December 2014 that are scheduled to vest in 25% increments on each of December 1, 2015, 2016, 2017 and 2018, (ii) 20,305 restricted AB Holding Units in December 2013, 25% of which vested on December 1, 2014, and the remainder of which is scheduled to vest in additional 25% increments on each of December 1, 2015, 2016 and 2017, and (iii) 12,265 restricted AB Holding Units in December 2012, 25% of which vested on each of December 1, 2013 and 2014, and the remainder of which is scheduled to vest in additional 25% increments on each of December 1, 2015 and 2016. In addition, Mr. Weisenseel was granted, as of May 14, 2012 (his first date of employment, “**JCW Hire Date**”), in accordance with the terms and conditions of the Incentive Compensation Program, an award of restricted AB Holding Units initially valued at \$1,000,000 in connection with his recruitment and as replacement equity for awards he forfeited by leaving McGraw Hill. The number of restricted AB Holding Units (69,629) was determined by dividing \$1,000,000 by the average closing price on the NYSE of an AB Holding Unit for the period covering the four trading days immediately preceding the JCW Hire Date, the JCW Hire Date and the five trading days immediately following the JCW Hire Date (this calculation resulted in an average price of \$14.362) and rounded up to the nearest whole number. Twenty-five percent (25%) of this award vested on each of December 1, 2012, 2013 and 2014. The remainder of this award is scheduled to vest in an additional 25% increment on December 1, 2015. The unvested portion of this award is shown in the “AB Holding Unit Awards” columns of this table; the value of the entire award is shown in the “Stock Awards” column of the Summary Compensation Table.

Option Exercises and AB Holding Units Vested in 2014

AB Holding Units held by our named executive officers that vested during 2014 are as follows:

Name	AB Holding Unit Awards	
	Number of AB Holding Units Acquired on Vesting (#)	Value Realized on Vesting (\$)
Peter S. Kraus ⁽¹⁾	544,410	13,539,477
James A. Gingrich	141,169	3,731,097
Robert P. van Brugge	65,569	1,732,989
Lori A. Massad	35,939	949,868
John C. Weisenseel	25,550	675,287

(1) Mr. Kraus deferred the delivery of the 544,410 restricted AB Holding Units that vested in December 2014. See “Overview of Our Chief Executive Officer’s Compensation – Compensation Elements – Restricted AB Holding Units” above in this Item 11 for additional information.

Pension Benefits for 2014

None of our named executive officers are entitled to benefits under the Amended and Restated Retirement Plan for Employees of AB (“Retirement Plan”), our company pension plan. For additional information regarding the Retirement Plan, including interest rates and actuarial assumptions, see Note 16 to AB’s consolidated financial statements in Item 8.

Non-Qualified Deferred Compensation for 2014

Vested and unvested non-qualified deferred compensation contributions, earnings and distributions of our named executive officers during 2014 and their non-qualified deferred compensation plan balances as of December 31, 2014 are as follows:

Name	Executive Contributions in Last FY (\$)	Aggregate Earnings in Last FY (\$)	Aggregate Withdrawals/Distributions (\$)	Aggregate Balance at Last FYE (\$)
Peter S. Kraus ⁽¹⁾	13,539,477	2,967,035	—	28,124,221
James A. Gingrich ⁽²⁾	—	59,512	(799,951)	1,476,932
Robert P. van Brugge ⁽³⁾	—	257	(62,757)	62,500
Lori A. Massad	—	—	—	—
John C. Weisenseel ⁽³⁾	—	154	(25,167)	50,025

(1) Mr. Kraus deferred delivery of the 544,410 restricted AB Holding Units that vested in December 2014 until the earlier of December 19, 2018, his death and the date on which a change in control of AB occurs. See “Overview of Our Chief Executive Officer’s Compensation – Compensation Elements – Restricted AB Holding Units” in this Item 11 for additional information.

(2) Amounts shown reflect Mr. Gingrich’s interests from pre-2009 awards under the predecessor plan to the Incentive Compensation Program, under which plan participants were permitted to allocate their awards (i) among notional investments in AB Holding Units, certain of the investment services we provided to clients and a money market fund, or (ii) under limited circumstances, in options to buy AB Holding Units. For additional information about the Incentive Compensation Program, see Notes 2 and 17 to AB’s consolidated financial statements in Item 8.

(3) The amounts shown in the “Aggregate Earnings in Last FY” column for Messrs. van Brugge and Weisenseel reflect the interest payments associated with the Deferred Cash portions of their respective long-term incentive compensation awards (in 2011 for Mr. van Brugge and in 2012 for Mr. Weisenseel). Interest accrues monthly based on our monthly weighted average cost of funds (approximately 0.2% in 2014) and will be credited to Messrs. van Brugge and Weisenseel annually until the cash is distributed to them in installments over the four-year vesting period. The amounts shown in the “Aggregate Withdrawals/Distributions” column for Messrs. van Brugge and Weisenseel represent their respective Deferred Cash distributions during 2014, and the amounts shown in the “Aggregate Balance at Last FYE” column represent their respective Deferred Cash balances as of December 31, 2014.

Potential Payments upon Termination or Change in Control

Estimated payments and benefits to which our named executive officers would have been entitled upon a change in control of AB or the specified qualifying events of termination of employment as of December 31, 2014 are as follows:

Name	Cash Payments ⁽¹⁾⁽²⁾ (\$)	Acceleration of Restricted AB Holding Unit Awards ⁽²⁾ (\$)	Other Benefits (\$)
Peter S. Kraus⁽³⁾⁽⁴⁾			
Change in control	—	56,248,493	18,857
Termination by AB without cause	—	28,124,241	18,857
Termination by Mr. Kraus for good reason	—	28,124,241	18,857
Death or disability ⁽⁵⁾⁽⁶⁾⁽⁷⁾	—	14,062,121	18,857
James A. Gingrich			
Resignation or termination by AB without cause (complies with applicable agreements and restrictive covenants) ⁽²⁾	—	10,016,538	—
Death or disability ⁽⁸⁾	—	10,016,538	—
Robert P. van Brugge			
Resignation or termination by AB without cause (complies with applicable agreements and restrictive covenants) ⁽²⁾	62,500	4,361,421	—
Death or disability ⁽⁸⁾	62,500	4,361,421	—
Lori A. Massad			
Resignation or termination by AB without cause (complies with applicable agreements and restrictive covenants) ⁽²⁾	—	1,916,509	—
Death or disability ⁽⁸⁾	—	1,916,509	—
John C. Weisenseel			
Resignation or termination by AB without cause (complies with applicable agreements and restrictive covenants) ⁽²⁾	50,025	1,534,199	—
Death or disability ⁽⁸⁾	50,025	1,534,199	—

- (1) For Messrs. van Brugge and Weisenseel, amounts shown represent the portions of their awards they elected to allocate to Deferred Cash pursuant to the Incentive Compensation Program that were invested as of December 31, 2014, and the vesting of which would have accelerated had their employment terminated as of such date under the circumstances specified in the table. (Mr. van Brugge allocated a portion of his 2011 award to Deferred Cash and Mr. Weisenseel allocated a portion of his 2012 award to Deferred Cash.) In addition, it is possible that each named executive officer (other than Mr. Kraus) could receive a cash severance payment on the termination of his or her employment. The amounts of any such cash severance payments would be determined at the time of such termination, so we are unable to estimate such amounts.
- (2) See Notes 2 and 17 in AB's consolidated financial statements in Item 8 and "Compensation Elements for Executive Officers – Long-term Incentive Compensation Awards" above in this Item 11 for a discussion of the terms set forth in long-term incentive compensation award agreements relating to termination of employment.
- (3) If a change in control of AB or a qualifying event of termination of employment had occurred as of December 31, 2014, Mr. Kraus would have been entitled to receive (i) accelerated vesting under the Kraus Employment Agreement of the entire June 2012 Grant (in the case of a change in control of AB), the portions of the June 2012 Grant scheduled to vest on December 19, 2015 and 2016 (in the case of termination by AB without cause or termination by Mr. Kraus for good reason), or a pro-rated portion of the June 2012 Grant scheduled to vest on December 19, 2015 (in the case of termination due to death or disability), as shown in the "Acceleration of Restricted AB Holding Unit Awards" column, and (ii) a payment of \$18,857 for continuing health and welfare benefits, as shown in the "Other Benefits" column. For additional information, including a detailed description of terms in the Kraus Employment Agreement relating to change in control and qualifying events of termination of employment, see "Overview of Our Chief Executive Officer's Compensation" above in this Item 11.

[Table of Contents](#)

- (4) Mr. Kraus deferred the delivery of the 544,410 restricted AB Holding Units that vested on December 19, 2014 until the earlier of December 19, 2018, his death and the date on which a change in control of AB occurs. See “*Overview of Our Chief Executive Officer’s Compensation – Compensation Elements – Restricted AB Holding Units*” above in this Item 11 for additional information.
- (5) The Kraus Employment Agreement indicates that, if Mr. Kraus dies or becomes disabled, he immediately vests in a pro-rated portion of any restricted AB Holding Units otherwise due to vest on the next vesting date.
- (6) The Kraus Employment Agreement defines “Disability” as a good faith determination by AB that Mr. Kraus is physically or mentally incapacitated and has been unable for a period of 120 days in the aggregate during any 12-month period to perform substantially all of the duties for which he is responsible immediately before the commencement of the incapacity.
- (7) Under the Kraus Employment Agreement, upon termination of Mr. Kraus’s employment due to death or disability, AB will provide at its expense continued health and welfare benefits for Mr. Kraus, his spouse and his dependents through the end of the calendar year in which termination occurs. Thereafter, until the date Mr. Kraus (or, in the case of his spouse, his spouse) reaches age 65, AB will provide Mr. Kraus and his spouse with access to participation in AB’s medical plans at Mr. Kraus’s (or his spouse’s) sole expense based on a reasonably determined fair market value premium rate.
- (8) “Disability” is defined in the Incentive Compensation Program award agreements of each of Ms. Massad and Messrs. Gingrich, van Brugge and Weisenseel, and in the Special Option Program award agreement of Mr. Gingrich, as the inability to engage in any substantial gainful activity by reason of any medically determinable physical or mental impairment that can be expected to last for a continuous period of not less than 12 months, as determined by the carrier of the long-term disability insurance program maintained by AB or its affiliate that covers the executive officer.

Director Compensation in 2014

During 2014, we compensated our directors who are not employed by our company or by any of our affiliates (“**Eligible Directors**”) as follows:

Name	Fees Earned or Paid in Cash (\$)	Stock Awards ⁽¹⁾⁽³⁾ (\$)	Option Awards ⁽²⁾⁽³⁾ (\$)	Total (\$)
Christopher M. Condron	75,500	60,000	60,000	195,500
Steven G. Elliott	95,750	120,000	—	215,750
Deborah S. Hechinger	71,000	60,000	60,000	191,000
Weston M. Hicks	69,500	120,000	—	189,500
Scott A. Schoen	71,000	120,000	—	191,000
Lorie A. Slutsky	75,500	120,000	—	195,500
Peter J. Tobin ⁽⁴⁾	20,750	—	—	20,750
Joshua A. Weinreich	60,500	120,000	—	180,500

- (1) The aggregate number of restricted AB Holding Units underlying awards outstanding at December 31, 2014 was: for Mr. Condron, 8,996 AB Holding Units; for Ms. Hechinger, 6,726 AB Holding Units; for Mr. Schoen, 7,705 AB Holding Units; for Mr. Weinreich, 6,463 AB Holding Units; and for each of Ms. Slutsky and Messrs. Elliott and Hicks, 13,875 AB Holding Units.
- (2) The aggregate number of options outstanding at December 31, 2014 was: for Mr. Condron, options to buy 49,575 AB Holding Units; for Mr. Elliott, options to buy 26,383 AB Holding Units; for Ms. Hechinger, options to buy 76,340 AB Holding Units; for Mr. Hicks, options to buy 44,938 AB Holding Units; for Ms. Slutsky, options to buy 46,227 AB Holding Units; and for Mr. Weinreich, options to buy 5,774 AB Holding Units. Mr. Schoen did not own any options to buy AB Holding Units.
- (3) Reflects the aggregate grant date fair value of the awards calculated in accordance with FASB ASC Topic 718. For the assumptions made in determining these values, see Note 17 to AB’s consolidated financial statements in Item 8.
- (4) Mr. Tobin retired from the Board on March 4, 2014.

The General Partner pays fees, and makes equity-based awards, only to Eligible Directors. Through December 31, 2014, these fees and awards consisted of:

- an annual retainer of \$50,000 (paid quarterly after any quarter during which an Eligible Director serves on the Board);

Table of Contents

- a fee of \$1,500 for participating in a meeting of the Board, or any duly constituted committee of the Board, whether in person or by telephone;
- an annual retainer of \$15,000 for acting as Chair of the Audit Committee;
- an annual retainer of \$7,500 for acting as Chair of the Compensation Committee;
- an annual retainer of \$7,500 for acting as Chair of the Governance Committee; and
- an annual equity-based grant under an equity compensation plan consisting of (at each Eligible Director's election):
 - restricted AB Holding Units with a grant date value of \$120,000;
 - options to buy AB Holding Units with a grant date value of \$120,000; or
 - restricted AB Holding Units with a grant date value of \$60,000 and options to buy AB Holding Units with a grant date value of \$60,000.

Equity grants to Eligible Directors generally are made at the May meeting of the Board. The date of the May meeting is set by the Board the previous year.

At a regularly-scheduled meeting of the Board held during May 2014, the Board, consistent with elections made by our then-serving Eligible Directors during January 2014, granted to (i) each of Mr. Condrón and Ms. Hechinger, 2,610 restricted AB Holding Units and options to buy 12,553 AB Holding Units at \$22.99 per AB Holding Unit, and (ii) each of Ms. Slutsky and Messrs. Elliott, Hicks, Schoen and Weinreich, 5,220 restricted AB Holding Units. The exercise price of the options was the closing price of an AB Holding Unit as reported for NYSE composite transactions on May 15, 2014, the date on which the Board approved the awards. For information about how the Black-Scholes value was calculated, see Notes 2 and 17 to AB's consolidated financial statements in Item 8.

Options granted to Eligible Directors become exercisable ratably over three years. Restricted AB Holding Units granted to Eligible Directors "cliff" vest after three years (*i.e.*, 100% of the award is distributed on the third anniversary of the grant date). In order to avoid any perception that our directors' exercise of their fiduciary duties might be impaired, these options and restricted AB Holding Units are not forfeitable, except if the Eligible Director is terminated for "Cause", as that term is defined in the 2010 Plan or applicable award agreement. Accordingly, vesting and exercisability of options continues following an Eligible Director's resignation from the Board. Restricted AB Holding Units are distributed as soon as administratively possible following an Eligible Director's resignation from the Board.

The General Partner may reimburse any director for reasonable expenses incurred in connection with attendance at Board meetings as well as additional Board responsibilities. AB Holding and AB, in turn, reimburse the General Partner for expenses incurred by the General Partner on their behalf, including amounts in respect of directors' fees and expenses. These reimbursements are subject to any relevant provisions of the AB Holding Partnership Agreement and the AB Partnership Agreement.

Item 12. Security Ownership of Certain Beneficial Owners and Management and Related Stockholder Matters

Securities Authorized for Issuance under Equity Compensation Plans

AB Holding Units to be issued pursuant to our equity compensation plans as of December 31, 2014 are as follows:

Equity Compensation Plan Information

Plan Category	Number of securities to be issued upon exercise of outstanding options, warrants and rights	Weighted average exercise price of outstanding options, warrants and rights	Number of securities remaining available for future issuance ⁽¹⁾
Equity compensation plans approved by security holders	5,942,411	\$ 45.03	17,410,392
Equity compensation plans not approved by security holders	—	—	—
Total	5,942,411	\$ 45.03	17,410,392

(1) All AB Holding Units remaining available for future issuance will be issued pursuant to the 2010 Plan.

There are no AB Units to be issued pursuant to an equity compensation plan.

For information about our equity compensation plans, see Note 17 to AB's consolidated financial statements in Item 8.

Principal Security Holders

As of December 31, 2014, we had no information that any person beneficially owned more than 5% of the outstanding AB Holding Units.

As of December 31, 2014, we had no information that any person beneficially owned more than 5% of the outstanding AB Units, except as reported by AXA and certain of its subsidiaries on Schedule 13D/A and Forms 4 filed with the SEC on December 20, 2013 pursuant to the Exchange Act. We have prepared the following table, and the notes that follow, in reliance on such filings:

Name and Address of Beneficial Owner	Amount and Nature of Beneficial Ownership Reported on Schedule	Percent of Class
AXA ⁽¹⁾⁽²⁾⁽³⁾⁽⁴⁾ 25 avenue Matignon 75008 Paris, France	170,121,745 ⁽⁴⁾⁽⁵⁾	62.3 % ⁽⁴⁾⁽⁵⁾

(1) Based on information provided by AXA Financial, on December 31, 2014, AXA and certain of its subsidiaries beneficially owned all of AXA Financial's outstanding common stock. For insurance regulatory purposes, the shares of common stock of AXA Financial beneficially owned by AXA and its subsidiaries have been deposited into a voting trust ("**Voting Trust**"), the term of which has been extended until April 29, 2021. The trustees of the Voting Trust ("**Voting Trustees**") are Henri de Castries, Denis Duverne and Mark Pearson. Messrs. de Castries and Duverne serve on the Board of Directors of AXA, while Mr. Pearson serves on the Management Committee of AXA. The Voting Trustees have agreed to exercise their voting rights to protect the legitimate economic interests of AXA, but with a view to ensuring that certain minority shareholders of AXA do not exercise control over AXA Financial or certain of its insurance subsidiaries.

(2) Based on information provided by AXA, as of December 31, 2014, 14.03% of the issued ordinary shares (representing 23.61% of the voting power) of AXA were owned directly and indirectly by two French mutual insurance companies (AXA Assurances IARD Mutuelle and AXA Assurances Vie Mutuelle) engaged in the Property & Casualty insurance business and the Life & Savings insurance business in France ("**Mutuelles AXA**").

[Table of Contents](#)

- (3) The Voting Trustees and the Mutuelles AXA, as a group, may be deemed to be beneficial owners of all AB Units beneficially owned by AXA and its subsidiaries. By virtue of the provisions of the Voting Trust Agreement, AXA may be deemed to have shared voting power with respect to the AB Units. AXA and its subsidiaries have the power to dispose or direct the disposition of all shares of the capital stock of AXA Financial deposited in the Voting Trust. The Mutuelles AXA, as a group, may be deemed to share the power to vote or to direct the vote and to dispose or to direct the disposition of all the AB Units beneficially owned by AXA and its subsidiaries. The address of each of AXA and Messrs. de Castries and Duverne is 25 avenue Matignon, 75008 Paris, France. The address of Mr. Pearson is 1290 Avenue of the Americas, New York, NY 10104. The address of the Mutuelles AXA is 313 Terrasses de l'Arche, 92727 Nanterre Cedex, France.
- (4) By reason of their relationships, AXA, the Voting Trustees, the Mutuelles AXA, AXA America Holdings, Inc. (a subsidiary of AXA, "AXA America"), AXA Equitable Financial Services, LLC (a subsidiary of AXA America), AXA IM Rose Inc. (a 96.11%-owned subsidiary of AXA), AXA Financial, AXA Equitable, Coliseum Reinsurance Company (a subsidiary of AXA Financial), APMC, LLC (a subsidiary of AXA Financial) and MLOA may be deemed to share the power to vote or to direct the vote and to dispose or direct the disposition of all or a portion of the 170,121,745 issued and outstanding AB Units.
- (5) As indicated above in note 4, AXA owns approximately 96.11% of AXA IM Rose Inc., so approximately 3.89% of the AB Units beneficially owned by AXA IM Rose Inc. as of December 31, 2014 were not beneficially owned by AXA. As a result, as of December 31, 2014, AXA beneficially owned 168,490,490 AB Units, or 61.7% of the issued and outstanding AB Units.

As of December 31, 2014, AB Holding was the record owner of 100,756,999, or 36.9%, of the issued and outstanding AB Units.

Management

As of December 31, 2014, the beneficial ownership of AB Holding Units by each director and named executive officer of the General Partner and by all directors and executive officers as a group is as follows:

Name of Beneficial Owner	Number of AB Holding Units and Nature of Beneficial Ownership	Percent of Class
Peter S. Kraus ⁽¹⁾⁽²⁾	4,337,643	4.3%
Christopher M. Condron ⁽³⁾	81,232	*
Henri de Castries ⁽¹⁾	2,000	*
Denis Duverne ⁽¹⁾	2,000	*
Steven G. Elliott ⁽⁴⁾	37,566	*
Deborah S. Hechinger ⁽⁵⁾	57,140	*
Weston M. Hicks ⁽⁶⁾	60,088	*
Heidi S. Messer	—	*
Mark Pearson ⁽¹⁾	—	*
Scott A. Schoen	57,705	*
Lorie A. Slutsky ⁽¹⁾⁽⁷⁾	63,198	*
Christian Thimann ⁽¹⁾	—	*
Joshua A. Weinreich ⁽⁸⁾	8,387	*
James A. Gingrich ⁽¹⁾⁽⁹⁾	957,606	1.0
Lori A. Massad ⁽¹⁾⁽¹⁰⁾	161,006	*
Robert P. van Brugge ⁽¹⁾⁽¹¹⁾	232,205	*
John C. Weisenseel ⁽¹⁾⁽¹²⁾	99,530	*
All directors and executive officers of the General Partner as a group (18 persons) ⁽¹³⁾⁽¹⁴⁾	6,430,513	6.4%

* Number of AB Holding Units listed represents less than 1% of the Units outstanding.

- (1) Excludes AB Holding Units beneficially owned by AXA and its subsidiaries. Ms. Slutsky and Messrs. Kraus, de Castries, Duverne, Pearson and Thimann are directors and/or officers of AXA, AXA Financial, and/or AXA Equitable. Ms. Massad and Messrs. Kraus, Gingrich, van Brugge and Weisenseel are directors and/or officers of the General Partner.

Table of Contents

- (2) Includes 3,266,463 restricted AB Holding Units awarded to Mr. Kraus pursuant to the Kraus Employment Agreement or the Kraus Initial Employment Agreement that have not yet vested and/or with respect to which he has deferred delivery. See *“Overview of Our Chief Executive Officer’s Compensation – Compensation Elements – Restricted AB Holding Units”* in Item 11 for additional information regarding Mr. Kraus’s AB Holding Unit awards.
- (3) Includes 24,477 AB Holding Units Mr. Condran can acquire within 60 days under an AB option plan.
- (4) Includes 20,932 AB Holding Units Mr. Elliott can acquire within 60 days under an AB option plan.
- (5) Includes 44,150 AB Holding Units Ms. Hechinger can acquire within 60 days under an AB option plan.
- (6) Includes 39,487 AB Holding Units Mr. Hicks can acquire within 60 days under an AB option plan.
- (7) Includes 40,776 AB Holding Units Ms. Slutsky can acquire within 60 days under an AB option plan.
- (8) Includes 1,924 AB Holding Units Mr. Weinreich can acquire within 60 days under an AB option plan.
- (9) Includes 263,533 AB Holding Units Mr. Gingrich can acquire within 60 days under an AB option plan and 463,506 restricted AB Holding Units awarded to Mr. Gingrich as long-term incentive compensation that have not yet vested or been delivered to him. For information regarding Mr. Gingrich’s long-term incentive compensation awards, see *“Grants of Plan-based Awards in 2014”* and *“Outstanding Equity Awards at 2014 Fiscal Year-End”* in Item 11.
- (10) Includes 74,197 restricted AB Holding Units awarded to Ms. Massad as long-term incentive compensation that have not yet vested or been delivered to her. For information regarding Ms. Massad’s long-term incentive compensation awards, see *“Grants of Plan-based Awards in 2014”* and *“Outstanding Equity Awards at 2014 Fiscal Year-End”* in Item 11.
- (11) Includes 168,851 restricted AB Holding Units awarded to Mr. van Brugge as long-term incentive compensation that have not yet vested or been delivered to him. For information regarding Mr. van Brugge’s long-term incentive compensation awards, see *“Grants of Plan-based Awards in 2014”* and *“Outstanding Equity Awards at 2014 Fiscal Year-End”* in Item 11.
- (12) Includes 59,396 restricted AB Holding Units awarded to Mr. Weisenseel as long-term incentive compensation that have not vested or been delivered to him. For information regarding Mr. Weisenseel’s long-term incentive compensation awards, see *“Grants of Plan-based Awards in 2014”* and *“Outstanding Equity Awards at 2014 Fiscal Year-End”* in Item 11.
- (13) Includes 513,627 AB Holding Units the directors and executive officers as a group can acquire within 60 days under AB option plans.
- (14) Includes 4,204,774 restricted AB Holding Units awarded to the executive officers as a group as long-term incentive compensation that have not yet vested and/or been delivered to them.

As of December 31, 2014, our directors and executive officers did not beneficially own any AB Units.

[Table of Contents](#)

As of December 31, 2014, the beneficial ownership of the common stock of AXA by each director and named executive officer of the General Partner and by all directors and executive officers as a group is as follows:

AXA Common Stock⁽¹⁾

Name of Beneficial Owner	Number of Shares and Nature of Beneficial Ownership	Percent of Class
Peter S. Kraus	—	*
Christopher M. Condrón ⁽²⁾	2,788,422	*
Henri de Castries ⁽³⁾	4,349,340	*
Denis Duverne ⁽⁴⁾	2,457,901	*
Steven G. Elliott	—	*
Deborah S. Hechinger	—	*
Weston M. Hicks	—	*
Heidi S. Messer	—	*
Mark Pearson ⁽⁵⁾	495,096	*
Scott A. Schoen	—	*
Lorie A. Slutsky ⁽⁶⁾	38,519	*
Christian Thimann	—	*
Joshua A. Weinreich	—	*
James A. Gingrich	—	*
Lori A. Massad	—	*
Robert P. van Brugge	—	*
John C. Weisenseel	—	*
All directors and executive officers of the General Partner as a group (18 persons) ⁽⁷⁾	10,129,278	*

* Number of shares listed represents less than 1% of the outstanding AXA common stock.

- (1) Holdings of AXA American Depositary Shares (“ADS”) are expressed as their equivalent in AXA common stock. Each AXA ADS represents the right to receive one AXA ordinary share.
- (2) Includes 2,367,391 shares Mr. Condrón can acquire within 60 days under option plans. Also includes 297,080 deferred restricted ADS units under AXA’s Variable Deferred Compensation Plan for Executives.
- (3) Includes 2,564,763 shares Mr. de Castries can acquire within 60 days under option plans. Also includes 291,771 unvested AXA performance shares, which are paid out when vested based on the price of AXA at that time and are subject to achievement of internal performance conditions.
- (4) Includes 1,619,749 shares Mr. Duverne can acquire within 60 days under option plans.
- (5) Includes 250,966 shares Mr. Pearson can acquire within 60 days under options plans. Also includes 157,900 AXA performance shares, which are paid out when vested based on the price of AXA at that time and are subject to achievement of internal performance conditions.
- (6) Includes 9,042 shares Ms. Slutsky can acquire within 60 days under option plans.
- (7) Includes 6,811,911 shares the directors and executive officers as a group can acquire within 60 days under option plans.

Partnership Matters

The General Partner makes all decisions relating to the management of AB and AB Holding. The General Partner has agreed that it will conduct no business other than managing AB and AB Holding, although it may make certain investments for its own account. Conflicts of interest, however, could arise between AB and AB Holding, the General Partner and the Unitholders of both Partnerships.

Section 17-403(b) of the Delaware Revised Uniform Limited Partnership Act (“**Delaware Act**”) states in substance that, except as provided in the Delaware Act or the applicable partnership agreement, a general partner of a limited partnership has the liabilities of a general partner in a general partnership governed by the Delaware Uniform Partnership Law (as in effect on July 11, 1999) to the partnership and to the other partners. Accordingly, while under Delaware law a general partner of a limited partnership is liable as a fiduciary to the other partners, those fiduciary obligations may be altered by the terms of the applicable partnership agreement. The AB Partnership Agreement and AB Holding Partnership Agreement (each a “**Partnership Agreement**” and, together, the “**Partnership Agreements**”) each sets forth limitations on the duties and liabilities of the General Partner. Each Partnership Agreement provides that the General Partner is not liable for monetary damages for errors in judgment or for breach of fiduciary duty (including breach of any duty of care or loyalty) unless it is established (the person asserting such liability having the burden of proof) that the General Partner’s action or failure to act involved an act or omission undertaken with deliberate intent to cause injury, with reckless disregard for the best interests of the Partnerships or with actual bad faith on the part of the General Partner, or constituted actual fraud. Whenever the Partnership Agreements provide that the General Partner is permitted or required to make a decision (i) in its “discretion” or under a grant of similar authority or latitude, the General Partner is entitled to consider only such interests and factors as it desires and has no duty or obligation to consider any interest of or other factors affecting the Partnerships or any Unitholder of AB or AB Holding or (ii) in its “good faith” or under another express standard, the General Partner will act under that express standard and will not be subject to any other or different standard imposed by either Partnership Agreement or applicable law or in equity or otherwise. Each Partnership Agreement further provides that to the extent that, at law or in equity, the General Partner has duties (including fiduciary duties) and liabilities relating thereto to either Partnership or any partner, the General Partner acting under either Partnership Agreement, as applicable, will not be liable to the Partnerships or any partner for its good faith reliance on the provisions of the Partnership Agreement.

In addition, each Partnership Agreement grants broad rights of indemnification to the General Partner and its directors and affiliates and authorizes AB and AB Holding to enter into indemnification agreements with the directors, officers, partners, employees and agents of AB and its affiliates and AB Holding and its affiliates. The Partnerships have granted broad rights of indemnification to officers and employees of AB and AB Holding. The foregoing indemnification provisions are not exclusive, and the Partnerships are authorized to enter into additional indemnification arrangements. AB and AB Holding have obtained directors and officers/errors and omissions liability insurance.

Each Partnership Agreement also allows transactions between AB and AB Holding and the General Partner or its affiliates, *as we describe in “Policies and Procedures Regarding Transactions with Related Persons” in Item 13*. The Delaware courts have held that provisions in partnership or limited liability company agreements that permit affiliate transactions so long as they are on an arms-length basis operate to establish a contractually-agreed-to fiduciary duty standard of entire fairness on the part of the general partner or manager in connection with the approval of affiliate transactions. Also, each Partnership Agreement expressly permits all affiliates of the General Partner to compete, directly or indirectly, with AB and AB Holding, *as we discuss in “Competition” in Item 1*. The Partnership Agreements further provide that, except to the extent that a decision or action by the General Partner is taken with the specific intent of providing an improper benefit to an affiliate of the General Partner to the detriment of AB or AB Holding, there is no liability or obligation with respect to, and no challenge of, decisions or actions of the General Partner that would otherwise be subject to claims or other challenges as improperly benefiting affiliates of the General Partner to the detriment of the Partnerships or otherwise involving any conflict of interest or breach of a duty of loyalty or similar fiduciary obligation.

Section 17-1101(c) of the Delaware Act provides that it is the policy of the Delaware Act to give maximum effect to the principle of freedom of contract and to the enforceability of partnership agreements. Further, Section 17-1101(d) of the Delaware Act provides in part that to the extent that, at law or in equity, a partner has duties (including fiduciary duties) to a limited partnership or to another partner, those duties may be expanded, restricted, or eliminated by provisions in a partnership agreement (provided that a partnership agreement may not eliminate the implied contractual covenant of good faith and fair dealing). In addition, Section 17-1101(f) of the Delaware Act provides that a partnership agreement may limit or eliminate any or all liability of a partner to a limited partnership or another partner for breach of contract or breach of duties (including fiduciary duties); provided, however, that a partnership agreement may not limit or eliminate liability for any act or omission that constitutes a bad faith violation of the implied contractual covenant of good faith and fair dealing. Decisions of the Delaware courts have recognized the right of parties, under the above provisions of the Delaware Act, to alter by the terms of a partnership agreement otherwise applicable fiduciary duties and liability for breach of duties. However, the Delaware courts have required that a partnership agreement make clear the intent of the parties to displace otherwise applicable fiduciary duties (the otherwise applicable fiduciary duties often being referred to as “default” fiduciary duties). Judicial inquiry into whether a partnership agreement is sufficiently clear to displace default fiduciary duties is necessarily fact driven and is made on a case by case basis. Accordingly, the effectiveness of displacing default fiduciary obligations and liabilities of general partners continues to be a developing area of the law and it is not certain to what extent the foregoing provisions of the Partnership Agreements are enforceable under Delaware law.

Item 13. Certain Relationships and Related Transactions, and Director Independence

Policies and Procedures Regarding Transactions with Related Persons

Each Partnership Agreement expressly permits AXA and its affiliates, which includes AXA Equitable and its affiliates (collectively, “AXA Affiliates”), to provide services to AB and AB Holding if the terms of the transaction are approved by the General Partner in good faith as being comparable to (or more favorable to each such Partnership than) those that would prevail in a transaction with an unaffiliated party. This requirement is conclusively presumed to be satisfied as to any transaction or arrangement that (i) in the reasonable and good faith judgment of the General Partner, meets that unaffiliated party standard, or (ii) has been approved by a majority of those directors of the General Partner who are not also directors, officers or employees of an affiliate of the General Partner.

In practice, our management pricing committees review investment advisory agreements with AXA Affiliates, which is the manner in which the General Partner reaches a judgment regarding the appropriateness of the fees. Other transactions with AXA Affiliates are submitted to the Audit Committee for their review and approval. (See “Committees of the Board” in Item 10 for details regarding the Audit Committee.) We are not aware of any transaction during 2014 between our company and any related person with respect to which these procedures were not followed.

Our relationships with AXA Affiliates also are subject to applicable provisions of the insurance laws and regulations of New York and other states. Under such laws and regulations, the terms of certain investment advisory and other agreements we enter into with AXA Affiliates are required to be fair and equitable, charges or fees for services performed must be reasonable, and, in some cases, are subject to regulatory approval.

We do not have written policies regarding the employment of immediate family members of any of our related persons. Compensation and benefits for all of our employees is established in accordance with our employment and compensation practices applicable to employees with equivalent qualifications and responsibilities who hold similar positions.

Financial Arrangements with AXA Affiliates

The General Partner has, in its reasonable and good faith judgment (based on its knowledge of, and inquiry with respect to, comparable arrangements with or between unaffiliated parties), approved the following arrangements with AXA Affiliates as being comparable to, or more favorable to AB than, those that would prevail in a transaction with an unaffiliated party.

Transactions between AB and related persons during 2014 are as follows (the first table summarizes services we provide to related persons and the second table summarizes services our related persons provide to us):

<u>Parties⁽¹⁾</u>	<u>General Description of Relationship⁽²⁾</u>	<u>Amounts Received or Accrued for in 2014</u>
AXA Equitable ⁽³⁾	We provide investment management services and ancillary accounting, valuation, reporting, treasury and other services to the general and separate accounts of AXA Equitable and its insurance company subsidiaries.	\$ 48,455,000 (of which \$756,000 relates to the ancillary services)
EQAT, AXA Enterprise Trust and AXA Premier VIP Trust	We serve as sub-adviser to these open-end mutual funds, each of which is sponsored by a subsidiary of AXA Financial.	\$ 25,923,000
AXA Life Japan Limited ⁽³⁾		\$ 18,680,000
AXA AB Funds	We provide investment management, distribution and shareholder servicing-related services.	\$ 14,115,000
AXA Re Arizona Company ⁽³⁾		\$ 9,732,000
AXA Switzerland Life ⁽³⁾		\$ 5,665,000
AXA Hong Kong Life ⁽³⁾		\$ 4,995,000
AXA France ⁽³⁾		\$ 4,238,000
AXA U.K. Group Pension Scheme		\$ 3,965,000
AXA Belgium ⁽³⁾		\$ 2,334,000
AXA Germany ⁽³⁾		\$ 1,231,000
MONY Life Insurance Company of America ⁽³⁾		\$ 1,176,000
AXA Investment Managers Ltd. Paris ⁽³⁾		\$ 887,000
AXA Corporate Solutions ⁽³⁾		\$ 824,000
AXA General Insurance Hong Kong Ltd. ⁽³⁾		\$ 613,000
AXA Mediterranean ⁽³⁾		\$ 489,000
U.S. Financial Life Insurance Company ⁽³⁾		\$ 426,000
AXA Switzerland Property and Casualty ⁽³⁾		\$ 363,000
AIM Deutschland GmbH ⁽³⁾		\$ 244,000
AXA Insurance Company ⁽³⁾		\$ 155,000
Coliseum Reinsurance ⁽³⁾		\$ 111,000

Parties ⁽¹⁾⁽³⁾	General Description of Relationship	Amounts Paid or Accrued for in 2014
AXA Advisors	Distributes certain of our Retail Products and provides Private Wealth Management referrals.	\$ 16,255,000
AXA Group Solutions Pvt. Ltd.	Provides maintenance and development support for applications.	\$ 5,252,000
AXA Business Services Pvt. Ltd.	Provides data processing services and support for certain investment operations functions.	\$ 4,753,000
AXA Equitable	We are covered by various insurance policies maintained by AXA Equitable.	\$ 3,632,000
AXA Technology Services India Pvt.	Provides certain data processing services and functions.	\$ 3,629,000
AXA Wealth	Provides portfolio-related services for assets we manage under the AXA Corporate Trustee Investment Plan.	\$ 1,876,000
AXA Advisors	Sells shares of our mutual funds under Distribution Service and educational Support agreements.	\$ 1,457,000
GIE Informatique AXA	Provides cooperative technology development and procurement services to us and to various other subsidiaries of AXA.	\$ 982,000

- (1) AB or one of its subsidiaries is a party to each transaction.
(2) We provide investment management services unless otherwise indicated.
(3) This entity is a subsidiary of AXA.

Additional Transactions with Related Persons

AXA Equitable and its affiliates are not obligated to provide funds to us, except for APMC, LLC's and the General Partner's obligation to fund certain of our incentive compensation and employee benefit plan obligations. APMC, LLC and the General Partner are obligated, subject to certain limitations, to make capital contributions to AB in an amount equal to the payments AB is required to make as incentive compensation under the employment agreements entered into in connection with AXA Equitable's 1985 acquisition of Donaldson, Lufkin and Jenrette Securities Corporation (since November 2000, a part of Credit Suisse Group) as well as obligations of AB to various employees and their beneficiaries under AB's Capital Accumulation Plan. In 2014, APMC, LLC made capital contributions to AB in the amount of approximately \$2.3 million in respect of these obligations. APMC, LLC's obligations to make these contributions are guaranteed by Equitable Holdings, LLC (a wholly-owned subsidiary of AXA Equitable), subject to certain limitations. All tax deductions with respect to these obligations, to the extent funded by APMC, LLC, the General Partner or Equitable Holdings, LLC, will be allocated to APMC, LLC or the General Partner.

Arrangements with Immediate Family Members of Related Persons

During 2014, we did not have arrangements with immediate family members of our directors and executive officers.

Director Independence

See "Independence of Certain Directors" in Item 10.

[Table of Contents](#)

Item 14. Principal Accounting Fees and Services

Fees for professional audit services rendered by PricewaterhouseCoopers LLP (“PwC”) for the audit of AB’s and AB Holding’s annual financial statements for 2014 and 2013, respectively, and fees for other services rendered by PwC are as follows:

	<u>2014</u>	<u>2013</u>
	(in thousands)	
Audit fees ⁽¹⁾	\$ 5,178	\$ 4,911
Audit-related fees ⁽²⁾	3,388	3,435
Tax fees ⁽³⁾	2,357	2,225
All other fees ⁽⁴⁾	5	5
Total	<u>\$ 10,928</u>	<u>\$ 10,576</u>

(1) Includes \$65,563 and \$64,914 paid for audit services to AB Holding in 2014 and 2013, respectively.

(2) Audit-related fees consist principally of fees for audits of financial statements of certain employee benefit plans, internal control reviews and accounting consultation.

(3) Tax fees consist of fees for tax consultation and tax compliance services.

(4) All other fees in 2014 and 2013 consisted of miscellaneous non-audit services.

The Audit Committee has a policy to pre-approve audit and non-audit service engagements with the independent registered public accounting firm. The independent registered public accounting firm must provide annually a comprehensive and detailed schedule of each proposed audit and non-audit service to be performed. The Audit Committee then affirmatively indicates its approval of the listed engagements. Engagements that are not listed, but that are of similar scope and size to those listed and approved, may be deemed to be approved, if the fee for such service is less than \$100,000. In addition, the Audit Committee has delegated to its chairman the ability to approve any permissible non-audit engagement where the fees are expected to be less than \$100,000.

PART IV

Item 15. Exhibits, Financial Statement Schedules

(a) There is no document filed as part of this Form 10-K.

Financial Statement Schedule.

Attached to this Form 10-K is a schedule describing Valuation and Qualifying Account-Allowance for Doubtful Accounts for the three years ended December 31, 2014, 2013 and 2012.

(b) Exhibits.

The following exhibits required to be filed by Item 601 of Regulation S-K are filed herewith or incorporated by reference herein, as indicated:

Exhibit	Description
3.01	Amended and Restated Certificate of Limited Partnership dated February 24, 2006 of AB Holding (incorporated by reference to Exhibit 99.06 to Form 8-K, as filed February 24, 2006).
3.02	Amendment No. 1 dated February 24, 2006 to Amended and Restated Agreement of Limited Partnership of AB Holding (incorporated by reference to Exhibit 3.1 to Form 10-Q for the quarterly period ended September 30, 2006, as filed November 8, 2006).
3.03	Amended and Restated Agreement of Limited Partnership dated October 29, 1999 of AB Holding (incorporated by reference to Exhibit 3.2 to Form 10-K for the fiscal year ended December 31, 2003, as filed March 10, 2004).
3.04	Amended and Restated Certificate of Limited Partnership dated February 24, 2006 of AB (incorporated by reference to Exhibit 99.07 to Form 8-K, as filed February 24, 2006).
3.05	Amendment No. 1 dated February 24, 2006 to Amended and Restated Agreement of Limited Partnership of AB (incorporated by reference to Exhibit 3.2 to Form 10-Q for the quarterly period ended September 30, 2006, as filed November 8, 2006).
3.06	Amended and Restated Agreement of Limited Partnership dated October 29, 1999 of AB (incorporated by reference to Exhibit 3.3 to Form 10-K for the fiscal year ended December 31, 2003, as filed March 10, 2004).
3.07	Certificate of Amendment to the Certificate of Incorporation of AllianceBernstein Corporation (incorporated by reference to Exhibit 99.08 to Form 8-K, as filed February 24, 2006).
3.08	AllianceBernstein Corporation By-Laws with amendments through February 24, 2006 (incorporated by reference to Exhibit 99.09 to Form 8-K, as filed February 24, 2006).
4.01	Contingent Value Rights Agreement, dated as of December 12, 2013, by and between AB and American Stock Transfer & Trust Company, LLC (incorporated by reference to Exhibit 4.01 to Form 10-K for the fiscal year ended December 31, 2013, as filed February 12, 2014).
10.01	AllianceBernstein 2014 Incentive Compensation Award Program.*
10.02	AllianceBernstein 2014 Deferred Cash Compensation Program.*
10.03	AllianceBernstein L.P. 2010 Long Term Incentive Plan, as amended.*
10.04	Form of Award Agreement under Incentive Compensation Award Program, Deferred Cash Compensation Program and 2010 Long Term Incentive Plan.*
10.05	Form of Award Agreement under 2010 Long Term Incentive Plan relating to equity compensation awards to Eligible Directors.*
10.06	Guidelines for Transfer of AB Units.
10.07	Summary of AB's Lease at 1345 Avenue of the Americas, New York, New York 10105.
10.08	Revolving Credit Agreement, dated as of December 9, 2010, Amended and Restated as of January 17, 2012 and Further Amended and Restated as of October 22, 2014, among AB and SCB LLC, as Borrowers; Bank of America, N.A., as Administrative Agent; Merrill Lynch, Pierce, Fenner & Smith Incorporated, Citigroup Global Markets Inc., J.P. Morgan Securities LLC, The Bank of Tokyo-Mitsubishi UFJ, Ltd. and HSBC Securities (USA) Inc., as Joint Lead Arrangers and Joint Book Managers, and the other lenders party thereto (incorporated by reference to Exhibit 10.01 to Form 8-K, as filed October 24, 2014).
10.09	Employment Agreement among Peter S. Kraus, AllianceBernstein Corporation, AB Holding and AB, dated as of June 21, 2012 (incorporated by reference to Exhibit 99.01 to Form 8-K/A, as filed June 26, 2012).*
10.10	Amendment No. 1 to Employment Agreement dated as of December 19, 2008 among Peter S. Kraus, AllianceBernstein Corporation, AB Holding and AB, dated as of June 21, 2012 (incorporated by reference to Exhibit 99.02 to Form 8-K, as filed June 21, 2012).*
10.11	Form of Award Agreement under the Special Option Program (incorporated by reference to Exhibit 10.05 to Form 10-K for the fiscal year ended December 31, 2008, as filed February 23, 2009).*
10.12	Amended and Restated Commercial Paper Dealer Agreement, dated as of February 10, 2009, among Banc of America Securities LLC, Merrill Lynch Money Markets Inc., Deutsche Bank Securities Inc. and AB (incorporated by reference to Exhibit 10.11 to Form 10-K for the fiscal year ended December 31, 2008, as filed February 23, 2009).

[Table of Contents](#)

10.13	Employment Agreement among Peter S. Kraus, AllianceBernstein Corporation, AB Holding and AB, dated as of December 19, 2008 (incorporated by reference to Exhibit 99.02 to Form 8-K, as filed December 24, 2008).*
10.14	Amended and Restated 1997 Long Term Incentive Plan, as amended through November 28, 2007 (incorporated by reference to Exhibit 10.02 to Form 10-K for the fiscal year ended December 31, 2007, as filed February 25, 2008).*
10.15	Amended and Restated Issuing and Paying Agency Agreement, dated as of May 3, 2006 (incorporated by reference to Exhibit 10.2 to Form 10-Q for the quarterly period ended March 31, 2006, as filed May 8, 2006).
10.16	Investment Advisory and Management Agreement for the General Account of AXA Equitable Life Insurance Company (incorporated by reference to Exhibit 10.5 to Form 10-K for the fiscal year ended December 31, 2004, as filed March 15, 2005).
10.17	AB Partners Plan of Repurchase adopted as of February 20, 2003 (incorporated by reference to Exhibit 10.2 to Form 10-K for the fiscal year ended December 31, 2002, as filed March 27, 2003).
10.18	Services Agreement dated as of April 22, 2001 between AB and AXA Equitable Life Insurance Company (incorporated by reference to Exhibit 10.19 to Form 10-K for the fiscal year ended December 31, 2001, as filed March 28, 2002).
10.19	Extendible Commercial Notes Dealer Agreement, dated as of December 14, 1999 (incorporated by reference to Exhibit 10.10 to the Form 10-K for the fiscal year ended December 31, 1999, as filed March 28, 2000).
10.20	Amended and Restated Investment Advisory and Management Agreement dated January 1, 1999 among AB Holding, Alliance Corporate Finance Group Incorporated, and AXA Equitable Life Insurance Company (incorporated by reference to Exhibit (a)(6) to Form 10-Q/A for the quarterly period ended September 30, 1999, as filed on September 28, 2000).
10.21	Amended and Restated Accounting, Valuation, Reporting and Treasury Services Agreement dated January 1, 1999 between AB Holding, Alliance Corporate Finance Group Incorporated, and AXA Equitable Life Insurance Company (incorporated by reference to Exhibit (a)(7) to the Form 10-Q/A for the quarterly period ended September 30, 1999, as filed September 28, 2000).
10.22	Alliance Capital Accumulation Plan (incorporated by reference to Exhibit 10.11 to Form 10-K for the fiscal year ended December 31, 1988, as filed March 31, 1989).*
12.01	AB Consolidated Ratio of Earnings to Fixed Charges in respect of the years ended December 31, 2014, 2013 and 2012.
21.01	Subsidiaries of AB.
23.01	Consents of PricewaterhouseCoopers LLP.
31.01	Certification of Mr. Kraus furnished pursuant to Section 302 of the Sarbanes-Oxley Act of 2002.
31.02	Certification of Mr. Weisenseel furnished pursuant to Section 302 of the Sarbanes-Oxley Act of 2002.
32.01	Certification of Mr. Kraus furnished for the purpose of complying with Rule 13a-14(b) or Rule 15d-14(b) of the Securities Exchange Act of 1934 and 18 U.S.C. Section 1350, as adopted pursuant to Section 906 of the Sarbanes-Oxley Act of 2002.
32.02	Certification of Mr. Weisenseel furnished for the purpose of complying with Rule 13a-14(b) or Rule 15d-14(b) of the Securities Exchange Act of 1934 and 18 U.S.C. Section 1350, as adopted pursuant to Section 906 of the Sarbanes-Oxley Act of 2002.
101.INS	XBRL Instance Document.
101.SCH	XBRL Taxonomy Extension Schema.
101.CAL	XBRL Taxonomy Extension Calculation Linkbase.
101.LAB	XBRL Taxonomy Extension Label Linkbase.
101.PRE	XBRL Taxonomy Extension Presentation Linkbase.
101.DEF	XBRL Taxonomy Extension Definition Linkbase.
*	Denotes a compensatory plan or arrangement

[Table of Contents](#)

Signatures

Pursuant to the requirements of Section 13 or 15(d) of the Exchange Act, the Registrant has duly caused this report to be signed on its behalf by the undersigned, thereunto duly authorized.

AllianceBernstein Holding L.P.

Date: February 12, 2015

By: /s/ Peter S. Kraus

Peter S. Kraus

Chairman of the Board and Chief Executive Officer

Pursuant to the requirements of the Exchange Act, this report has been signed by the following persons on behalf of the Registrant and in the capacities and on the dates indicated.

Date: February 12, 2015

/s/ John C. Weisenseel

John C. Weisenseel

Chief Financial Officer

Date: February 12, 2015

/s/ Edward J. Farrell

Edward J. Farrell

Chief Accounting Officer

Directors

/s/ Peter S. Kraus
Peter S. Kraus
Chairman of the Board

/s/ Christopher M. Condrón
Christopher M. Condrón
Director

/s/ Henri de Castries
Henri de Castries
Director

/s/ Denis Duverne
Denis Duverne
Director

/s/ Steven G. Elliott
Steven G. Elliott
Director

/s/ Deborah S. Hechinger
Deborah S. Hechinger
Director

/s/ Weston M. Hicks
Weston M. Hicks
Director

/s/ Heidi S. Messer
Heidi S. Messer
Director

/s/ Mark Pearson
Mark Pearson
Director

/s/ Scott A. Schoen
Scott A. Schoen
Director

/s/ Lorie A. Slutsky
Lorie A. Slutsky
Director

/s/ Christian Thimann
Christian Thimann
Director

/s/ Joshua A. Weinreich
Joshua A. Weinreich
Director

AllianceBernstein L.P.
Valuation and Qualifying Account - Allowance for Doubtful Accounts
For the Three Years Ending December 31, 2014, 2013 and 2012

Description	Balance at Beginning of Period	Credited to Costs and Expenses	Deductions	Balance at End of Period
	(in thousands)			
For the year ended December 31, 2012	\$ 752	\$ 100	\$ 8 (a)	\$ 844
For the year ended December 31, 2013	\$ 844	\$ -	\$ 81 (b)	\$ 763
For the year ended December 31, 2014	\$ 763	\$ -	\$ 38 (c)	\$ 725

(a) Includes accounts written-off as uncollectible of \$15 and a net addition to the allowance balance of \$7.

(b) Includes accounts written-off as uncollectible of \$84 and a net addition to the allowance balance of \$3.

(c) Includes accounts written-off as uncollectible of \$28 and a net reduction to the allowance balance of \$10.

ALLIANCEBERNSTEIN 2014 INCENTIVE COMPENSATION AWARD PROGRAM

This AllianceBernstein 2014 Incentive Compensation Award Program (the “**Program**”) under the AllianceBernstein L.P. 2010 Long Term Incentive Plan, as amended (the “**2010 Plan**”) has been adopted by the Compensation Committee (the “**Committee**”) of the Board of Directors (the “**Board**”) of AllianceBernstein Corporation, the general partner of AllianceBernstein L.P. (“**AllianceBernstein**”) and AllianceBernstein Holding L.P. (“**Holding**”). Any incentive compensation awards granted under the 2010 Plan shall be governed solely by the 2010 Plan document, this Program and the terms of any related award agreement.

The right to defer Awards hereunder shall be considered a separate plan within the Program. Such separate plan shall be referred to as the “**APCP Deferral Plan**.” The APCP Deferral Plan is maintained primarily for the purpose of providing deferred compensation to a select group of management or highly compensated employees (a “**Top Hat Employee**”). No one who is not a Top Hat Employee may defer compensation under the APCP Deferral Plan.

Any deferral or payment hereunder is subject to the terms of the Program and compliance with Section 409A of the Internal Revenue Code (the “**Code**”) and the guidance issued thereunder (“**Section 409A**”), as interpreted by the Committee in its sole discretion. Although none of the Company, the Committee, their affiliates, and their agents make any guarantee with respect to the treatment of payments under the Program and shall not be responsible in any event with regard to the Program’s compliance with Section 409A, the payments contained herein are intended to be exempt from Section 409A or otherwise comply with the requirements of Section 409A, and the Program shall be limited, construed and interpreted in accordance with the foregoing. None of the Company, the Committee, any of their affiliates, and any of their agents shall have any liability to any Participant or Beneficiary as a result of any tax, interest, penalty or other payment required to be paid or due pursuant to, or because of a violation of, Section 409A.

ARTICLE 1
Definitions

Section 1.01 *Definitions.* Whenever used in the Program, each of the following terms shall have the meaning for that term set forth below:

- (a) “**Account**”: a separate bookkeeping account established for each Participant for each Award, with such Award, as described in Article 2, credited to the Account maintained for such Award.
 - (b) “**Award**”: any award granted subject to the Program.
 - (c) “**Award Agreement**”: an agreement between a Participant and a Company setting forth the terms of an Award.
 - (d) “**Beneficiary**”: one or more Persons, trusts, estates or other entities, designated in accordance with Section 6.04(a), that are entitled to receive, in the event of a Participant’s death, any amount or property to which the Participant would otherwise have been entitled under the Program.
-

(e) **“Beneficiary Designation Form”**: the form established from time to time by the Committee that a Participant completes, signs and returns to the Committee to designate one or more Beneficiaries.

(f) **“Board”**: the Board of Directors of the general partner of Holding and AllianceBernstein.

(g) **“Cause”**: shall have the meaning assigned to it in the Award Agreement. To the extent that the term “Cause” is not defined in the Award Agreement, all references to the term “Cause” herein shall be inapplicable.

(h) **“Code”**: the Internal Revenue Code of 1986, as amended from time to time.

(i) **“Committee”**: the Board or one or more committees of the Board designated by the Board to administer the Program.

(j) **“Company”**: Holding, AllianceBernstein and any corporation or other entity of which Holding or AllianceBernstein (i) has sufficient voting power (not depending on the happening of a contingency) to elect at least a majority of its board of directors or other governing body, as the case may be, or (ii) otherwise has the power to direct or cause the direction of its management and policies.

(k) **“Deferral Election Form”**: the form(s) established from time to time by the Committee that a Participant completes, signs and returns to the Committee to elect to defer the distribution of an Award pursuant to Article 5.

(l) **“Disability”**: shall have the meaning assigned to it in the Award Agreement. To the extent that the term “Disability” is not defined in the Award Agreement, all references to the term “Disability” herein shall be inapplicable.

(m) **“Effective Date”**: the date Awards are approved by the Committee.

(n) **“Eligible Employee”**: an active employee of a Company whom the Committee determines to be eligible for an Award. If the Committee determines that Awards made for the subsequent calendar year shall be eligible for deferral, the Committee or its designee shall specify in writing prior to such calendar year those Eligible Employees, or the methodology used to determine those Eligible Employees, who shall be eligible to participate in the APCP Deferral Plan for that calendar year and so notify those Eligible Employees prior to the end of the then calendar year or such later date permitted by Section 409A. Any advance deferral election made by such Eligible Employee is made on the condition that such Eligible Employee satisfies the conditions established by the Committee and, if not, such deferral election shall be null and void ab initio.

(o) **“ERISA”**: the Employee Retirement Income Security Act of 1974, as amended.

(p) **“Fair Market Value”**: with respect to a Holding Unit as of any given date and except as otherwise expressly provided by the Board or the Committee, the closing price of a Holding Unit on such date as published in the Wall Street Journal or, if no sale of Holding Units occurs on the New York Stock Exchange on such date, the closing price of a Holding Unit on such exchange on the last preceding day on which such sale occurred as published in the Wall Street Journal.

(q) **“Holding Units”**: units representing assignments of beneficial ownership of limited partnership interests in Holding.

(r) **“Participant”**: any Eligible Employee of any Company who has been designated by the Committee to receive an Award for any calendar year and who thereafter remains employed by a Company.

(s) **“Person”**: any individual, corporation, partnership, association, joint-stock company, trust, unincorporated organization, government or political subdivision thereof or other entity.

(t) **“Program”**: the AllianceBemstein 2014 Incentive Compensation Award Program, as amended.

(u) **“Restricted Unit”**: a right to receive a Holding Unit in the future, as accounted for in an Account, subject to vesting and any other terms and conditions established hereunder or by the Committee.

(v) **“Termination of Employment”**: the Participant is no longer performing services as an employee of any Company, other than pursuant to a severance or special termination arrangement, and has had a “separation from service” within the meaning of Section 409A.

(w) **“Unforeseeable Emergency”**: a severe financial hardship to a Participant or former Participant within the meaning of Section 409A resulting from (i) an illness or accident of the Participant or former Participant, the spouse of the Participant or former Participant, or a dependent (as defined in Code Section 152, without regard to Code Sections 152(b)(1), (b)(2), and (d)(1)(B)) of the Participant or former Participant, (ii) loss of property of the Participant or former Participant due to casualty or (iii) other similar extraordinary and unforeseeable circumstances arising as a result of events beyond the control of the Participant or former Participant, all as determined in the sole discretion of the Committee.

ARTICLE 2
Participation

Section 2.01 *Eligibility.* The Committee, in its sole discretion, will designate those Eligible Employees employed by a Company who will receive Awards with respect to a calendar year. In making such designation, the Committee may consider any criteria that it deems relevant, which may include an Eligible Employee's position with a Company and the manner in which the Eligible Employee is expected to contribute to the future growth and success of the Company. The Committee may vary the amount of Awards to a particular Participant from year to year and may determine that a Participant who received an Award for a particular year is not eligible to receive any Award with respect to any subsequent year. An Eligible Employee who is a member of the Committee during a particular year shall be eligible to receive an Award for that year only if the Award is approved by the majority of the other members of the Committee.

Section 2.02 *Grant of Awards.* The number of Restricted Units constituting an Award will be determined by the Committee in its sole and absolute discretion and, in the event the Committee elects to designate Awards by dollar amount, such amount will be converted into a number of Restricted Units as of the Effective Date for such Award based on the Fair Market Value of a Holding Unit on such Effective Date and will be credited to the Participant's Account as of such Effective Date. From and after such Effective Date, the Award shall be treated for all purposes as a grant of that number of Restricted Units determined pursuant to the preceding sentence. Awards vest in accordance with the terms set forth in the Award Agreement, and any such vested Award will be subject to the rules on distributions and deferral elections set forth below in Articles 4 and 5, respectively. As soon as reasonably practicable after the end of each calendar year, a statement shall be provided to each such Participant indicating the current balance in each Account maintained for the Participant as of the end of the calendar year.

Section 2.03 *Distributions on Holding Units.*

(a) When a regular cash distribution is made with respect to Holding Units, within 70 days thereafter, a distribution will be made to each Participant in an amount (the "**Equivalent Distribution Amount**") equal to the number of such Restricted Units (whether vested or unvested) credited to the Participant's Account as of the record date for such cash distribution times the value of the regular cash distribution per Holding Unit.

(b) If an Award is designated by dollar amount, fractional unit amounts remaining after conversion under Section 2.02 may be used for any purposes for the benefit of the Participant as determined by the Committee in its sole discretion, including but not limited to the payment of taxes with respect to an Award or, if the Committee so elects, such fractional unit amounts may be cancelled.

(c) Holding Units shall be subject to adjustment in accordance with Section 4(c) of the 2010 Plan (or such applicable successor provision).

ARTICLE 3
Vesting and Forfeitures

Section 3.01 *Vesting.* Terms related to vesting of Awards are set forth in the Award Agreement.

Section 3.02 *Forfeitures.* Terms related to forfeiture of Awards are set forth in the Award Agreement.

ARTICLE 4
Distributions

Section 4.01 *General.* No Award will be distributed unless such distribution is permitted under this Article 4. The distribution of the vested portion of an Award shall be made in Holding Units. Any portion of an Award that is not vested will not be distributed hereunder.

Section 4.02 *Distributions If Deferral Election Is Not In Effect.*

(a) Unless a Participant elects otherwise on a Deferral Election Form under Sections 5.01 or 5.02 (if such election is permitted by the Committee), or unless otherwise provided in the Award Agreement, a Participant who has not incurred a Disability or a Termination of Employment will have the vested portion of his or her Award distributed to him or her within 70 days after such portion vests under the applicable vesting provisions set forth in the Award Agreement.

(b) Unless a Participant elects otherwise on a Deferral Election Form under Sections 5.01 or 5.02 (if such election is permitted by the Committee), or unless otherwise provided in the Award Agreement, a Participant who has had a Disability or a Termination of Employment will have the balance of any vested Award not distributed under Section 4.02(a) distributed to him or her as follows:

(i) In the event of a Participant's Disability, a distribution will be made to the Participant within 70 days following the Participant's Disability.

(ii) In the event of a Participant's Termination of Employment due to the Participant's death, a distribution will be made to the Participant's Beneficiary within 70 days following the 180th day anniversary of the death.

(iii) In the event of a Participant's Termination of Employment for any reason other than Disability or death, distributions due with respect to the Award, if any, shall be made in the same manner as prescribed in Section 4.02(a) above.

Section 4.03 *Distributions If Deferral Election Is In Effect.*

(a) Subject to Section 4.03(b), in the event that a deferral election is in effect with respect to a Participant pursuant to Sections 5.01 or 5.02 and the Participant has not incurred a Disability but has a Termination of Employment for any reason other than death, the vested portion of such Participant's Award will be distributed to him within 70 days following the benefit commencement date specified on such Deferral Election Form.

(b) In the event that a Deferral Election Form is in effect with respect to a Participant pursuant to Sections 5.01 or 5.02 and such Participant subsequently incurs a Termination of Employment due to death, the elections made by such Participant in his or her Deferral Election Form shall be disregarded, and the Participant's Award will be distributed to his or her Beneficiary within 70 days following the 180th day anniversary of the death.

(c) In the event that a Deferral Election is in effect with respect to a Participant pursuant to Section 5.01 or 5.02 and such Participant incurs a subsequent Disability, distribution will be made in accordance with such Participant's election in his or her Deferral Election Form.

Section 4.04 *Unforeseeable Emergency.* Notwithstanding the foregoing to the contrary, if a Participant or former Participant experiences an Unforeseeable Emergency, such individual may petition the Committee to (i) suspend any deferrals under a Deferral Election Form submitted by such individual and/or (ii) receive a partial or full distribution of a vested Award deferred by such individual. The Committee shall determine, in its sole discretion, whether to accept or deny such petition, and the amount to be distributed, if any, with respect to such Unforeseeable Emergency; *provided, however,* that such amount may not exceed the amount necessary to satisfy such Unforeseeable Emergency plus amounts necessary to pay taxes reasonably anticipated as a result of the distribution, after taking into account the extent to which such hardship is or may be relieved through reimbursement or compensation by insurance or otherwise, by liquidation of the individual's assets (to the extent the liquidation of such assets would not itself cause severe financial hardship), and by suspension of the individual's deferral(s) under the Program.

Section 4.05 *Documentation.* Each Participant and Beneficiary shall provide the Committee with any documentation required by the Committee for purposes of administering the Program.

ARTICLE 5
Deferrals of Compensation

Section 5.01 *Initial Deferral Election.*

(a) The Committee may permit deferral elections of Awards in its sole and absolute discretion in accordance with procedures established by the Committee for this purpose from time to time. If so permitted, a Participant may elect in writing on a Deferral Election Form to have the portion of the Award which vests distributed as of a permitted distribution commencement date elected by the Participant that occurs following the date that such Award becomes or is scheduled to become 100% vested under the applicable vesting period set forth in the Award Agreement and specifying among the forms of distribution alternatives permitted by the Committee and specified on the Deferral Election Form. In addition, if permitted by the Committee and specified on the Deferral Election Form, a Participant who elects a distribution commencement date may also elect that if a Termination of Employment occurs prior to such distribution commencement date, the distribution commencement date shall be six months after the Termination of Employment. A Participant may make the deferral election with respect to all or a portion of an Award as permitted by the Committee. Any such distribution shall be made in such form(s) as permitted by the Committee at the time of deferral (including, if permitted by the Committee, a single distribution or distribution of a substantially equal number of Holding Units over a period of up to ten years) as elected by the Participant. If the Participant fails to properly fully complete and file with the Committee (or its designee) the Deferral Election Form on a timely basis, the Deferral Election Form and the deferral election shall be null and void. If deferrals are permitted by the Committee and the Participant is eligible to make a deferral election, such Deferral Election Form must be submitted to the Committee (or its delegate) no later than the last day of the calendar year prior to the Effective Date of an Award, except that a Deferral Election Form may also be submitted to the Committee (or its delegate) in accordance with the provisions set forth in Section 5.01(b) and (c).

(b) In the case of the first year in which a Participant becomes eligible to participate in the Program and with respect to services to be performed subsequent to such deferral election, a Deferral Election Form may be submitted within 30 days after the date the Participant becomes eligible to participate in the Program.

(c) A Deferral Election Form may be submitted at such other time or times as permitted by the Committee in accordance with Section 409A of the Code.

Section 5.02 *Changes in Time and Form of Distribution.* The elections set forth in a Participant's Deferral Election Form governing the payment of the vested portion of an Award pursuant to Section 5.01 shall be irrevocable as to the Award covered by such election; *provided, however*, if permitted by the Committee, a Participant shall be permitted to change the time and form of distribution of such Award by making a subsequent election on a Deferral Election Form supplied by the Committee for this purpose in accordance with procedures established by the Committee from time to time, provided that any such subsequent election does not take effect for at least 12 months, is made at least 12 months prior to the scheduled distribution commencement date for such Award and the subsequent election defers commencement of the distribution for at least five years from the date such payment otherwise would have been made. With regard to any installment payments, each installment thereof shall be deemed a separate payment for purposes of Section 409A, provided, however, the Committee may limit the ability to treat the deferral as a separate installment for purposes of changing the time and form of payment. Whenever a payment under the Program specifies a payment period with reference to a number of days, the actual date of payment within the specified period shall be within the sole discretion of the Committee.

ARTICLE 6
Administration; Miscellaneous

Section 6.01 *Administration.* The Program is intended to constitute an unfunded, non-qualified incentive plan within the meaning of ERISA and shall be administered by the Committee as such. The ACP Deferral Plan is intended to be an unfunded, non-qualified deferred compensation plan within the meaning of ERISA and shall be administered by the Committee as such. The right of any Participant or Beneficiary to receive distributions under the Program shall be as an unsecured claim against the general assets of AllianceBernstein. Notwithstanding the foregoing, AllianceBernstein, in its sole discretion, may establish a “rabbi trust” or separate custodial account to pay benefits hereunder. The Committee shall have the full power and authority to administer and interpret the Program and to take any and all actions in connection with the Program, including, but not limited to, the power and authority to prescribe all applicable procedures, forms and agreements. The Committee’s interpretation and construction of the Program shall be conclusive and binding on all Persons.

Section 6.02 *Authority to Vary Terms of Awards.* The Committee shall have the authority to grant Awards other than as described herein, subject to such terms and conditions as the Committee shall determine in its discretion.

Section 6.03 *Amendment, Suspension and Termination of the Program.* The Committee reserves the right at any time, without the consent of any Participant or Beneficiary and for any reason, to amend, suspend or terminate the Program in whole or in part in any manner; provided that no such amendment, suspension or termination shall reduce the balance in any Account prior to such amendment, suspension or termination or impose additional conditions on the right to receive such balance, except as required by law.

Section 6.04 *General Provisions.*

(a) To the extent provided by the Committee, each Participant may file with the Committee a written designation of one or more Persons, including a trust or the Participant’s estate, as the Beneficiary entitled to receive, in the event of the Participant’s death, any amount or property to which the Participant would otherwise have been entitled under the Program. A Participant may, from time to time, revoke or change his or her Beneficiary designation by filing a new designation with the Committee. If (i) no such Beneficiary designation is in effect at the time of a Participant’s death, (ii) no designated Beneficiary survives the Participant, or (iii) a designation on file is not legally effective for any reason, then the Participant’s estate shall be the Participant’s Beneficiary.

(b) Neither the establishment of the Program nor the grant of any Award or any action of any Company, the Board, or the Committee pursuant to the Program, shall be held or construed to confer upon any Participant any legal right to be continued in the employ of any Company. Each Company expressly reserves the right to discharge any Participant without liability to the Participant or any Beneficiary, except as to any rights which may expressly be conferred upon the Participant under the Program.

(c) An Award hereunder shall not be treated as compensation, whether upon such Award's grant, vesting, payment or otherwise, for purposes of calculating or accruing a benefit under any other employee benefit plan except as specifically provided by such other employee benefit plan.

(d) Nothing contained in the Program, and no action taken pursuant to the Program, shall create or be construed to create a fiduciary relationship between any Company and any other person.

(e) Neither the establishment of the Program nor the granting of an Award hereunder shall be held or construed to create any rights to any compensation, including salary, bonus or commissions, nor the right to any other Award or the levels thereof under the Program.

(f) No Award or right to receive any payment may be transferred or assigned, pledged or otherwise encumbered by any Participant or Beneficiary other than by will, by the applicable laws of descent and distribution or by a court of competent jurisdiction. Any other attempted assignment or alienation of any payment hereunder shall be void and of no force or effect.

(g) If any provision of the Program shall be held illegal or invalid, the illegality or invalidity shall not affect the remaining provisions of the Program, and the Program shall be construed and enforced as if the illegal or invalid provision had not been included in the Program.

(h) Any notice to be given by the Committee under the Program to any party shall be in writing addressed to such party at the last address shown for the recipient on the records of any Company or subsequently provided in writing to the Committee. Any notice to be given by a party to the Committee under the Program shall be in writing addressed to the Committee at the address of AllianceBernstein.

(i) Section headings herein are for convenience of reference only and shall not affect the meaning of any provision of the Program.

(j) The Program shall be governed and construed in accordance with the laws of the State of New York.

(k) There shall be withheld from each payment made pursuant to the Program any tax or other charge required to be withheld therefrom pursuant to any federal, state or local law. A Company by whom a Participant is employed shall also be entitled to withhold from any compensation payable to a Participant any tax imposed by Section 3101 of the Code, or any successor provision, on any amount credited to the Participant; *provided, however*, that if for any reason the Company does not so withhold the entire amount of such tax on a timely basis, the Participant shall be required to reimburse AllianceBernstein for the amount of the tax not withheld promptly upon AllianceBernstein's request therefore. With respect to Restricted Units: (i) in the event that the Committee determines that any federal, state or local tax or any other charge is required by law to be withheld with respect to the Restricted Units or the vesting of Restricted Units (a "**Withholding Amount**") then, in the discretion of the Committee, either (X) prior to or contemporaneously with the delivery of Holding Units to the recipient, the recipient shall pay the Withholding Amount to AllianceBernstein in cash or in vested Holding Units already owned by the recipient (which are not subject to a pledge or other security interest), or a combination of cash and such Holding Units, having a total fair market value, as determined by the Committee, equal to the Withholding Amount; (Y) AllianceBernstein shall retain from any vested Holding Units to be delivered to the recipient that number of Holding Units having a fair market value, as determined by the Committee, equal to the Withholding Amount (or such portion of the Withholding Amount that is not satisfied under clause (X) as payment of the Withholding Amount; or (Z) if Holding Units are delivered without the payment of the Withholding Amount pursuant to either clause (X) or (Y), the recipient shall promptly pay the Withholding Amount to AllianceBernstein on at least seven business days' notice from the Committee either in cash or in vested Holding Units owned by the recipient (which are not subject to a pledge or other security interest), or a combination of cash and such Holding Units, having a total fair market value, as determined by the Committee, equal to the Withholding Amount, and (ii) in the event that the recipient does not pay the Withholding Amount to AllianceBernstein as required pursuant to clause (i) or make arrangements satisfactory to AllianceBernstein regarding payment thereof, AllianceBernstein may withhold any unpaid portion thereof from any amount otherwise due the recipient from AllianceBernstein.

ALLIANCEBERNSTEIN 2014 DEFERRED CASH COMPENSATION PROGRAM

This AllianceBernstein 2014 Deferred Cash Compensation Program (the “**Program**”), under the AllianceBernstein 2014 Incentive Compensation Award Program (the “**ICAP**”), has been adopted by the Compensation Committee (the “**Committee**”) of the Board of Directors (the “**Board**”) of AllianceBernstein Corporation, the general partner of AllianceBernstein L.P. (“**AllianceBernstein**”) and AllianceBernstein Holding L.P. (“**Holding**”). Any cash awards granted under this Program shall be governed solely by this Program document, the ICAP and the terms of any related award agreement.

ARTICLE 1
Definitions

Section 1.01 *Definitions*. Whenever used in the Program, each of the following terms shall have the meaning for that term set forth below:

- (a) “**Account**”: a separate bookkeeping account established for each Participant for each Award, with such Award, as described in Article 2, credited to the Account maintained for such Award.
 - (b) “**Award**”: any award granted subject to the Program.
 - (c) “**Award Agreement**”: an agreement between a Participant and a Company setting forth the terms of an Award.
 - (d) “**Beneficiary**”: one or more Persons, trusts, estates or other entities, designated in accordance with Section 5.04(a), that are entitled to receive, in the event of a Participant’s death, any amount or property to which the Participant would otherwise have been entitled under the Program.
 - (e) “**Beneficiary Designation Form**”: the form established from time to time by the Committee that a Participant completes, signs and returns to the Company to designate one or more Beneficiaries.
 - (f) “**Board**”: the Board of Directors of the general partner of Holding and AllianceBernstein.
 - (g) “**Cause**”: shall have the meaning assigned to it in the Award Agreement. To the extent that the term “Cause” is not defined in the Award Agreement, all references to the term “Cause” herein shall be inapplicable.
 - (h) “**Code**”: the Internal Revenue Code of 1986, as amended from time to time.
 - (i) “**Committee**”: the Compensation Committee of the Board or one or more other committees of the Board designated by the Board to administer the Program; or if no such committee exists or is designated, the Board.
-

(j) **“Company”**: Holding, AllianceBernstein and any corporation or other entity of which Holding or AllianceBernstein currently has sufficient voting power to elect at least a majority of its board of directors or other governing body, as the case may be, or (ii) otherwise has the power to direct or cause the direction of its management and policies.

(k) **“Disability”**: shall have the meaning assigned to it in the Award Agreement. To the extent that the term “Disability” is not defined in the Award Agreement, all references to the term “Disability” herein shall be inapplicable.

(l) **“Effective Date”**: the date Awards are approved by the Committee.

(m) **“Eligible Employee”**: an active employee of a Company who the Committee determines to be eligible for an Award.

(n) **“ERISA”**: the Employee Retirement Income Security Act of 1974, as amended.

(o) **“Participant”**: any Eligible Employee of any Company who has been designated by the Committee to receive an Award for any calendar year and who thereafter remains employed by a Company.

(p) **“Person”**: any individual, corporation, partnership, association, joint-stock company, trust, unincorporated organization, government or political subdivision thereof or other entity.

(q) **“Program”**: the AllianceBernstein 2014 Deferred Cash Compensation Program, as amended.

(r) **“Termination of Employment”**: the Participant is no longer performing services as an employee of any Company, other than pursuant to a severance or special termination arrangement, and has had a “separation from service” within the meaning of Section 409A of the Code.

ARTICLE 2 Participation

Section 2.01 *Eligibility*. The Committee, in its sole discretion, will designate those Eligible Employees who will receive Awards with respect to a calendar year. In making such designation, the Committee may consider any criteria that it deems relevant, which may include an Eligible Employee’s position with a Company and the manner in which the Eligible Employee is expected to contribute to the future growth and success of the Company. The Committee may vary the amount of Awards to a particular Participant from year to year and may determine that a Participant who received an Award for a particular year is not eligible to receive any Award with respect to any subsequent year. An Eligible Employee who is a member of the Committee during a particular year shall be eligible to receive an Award for that year only if the Award is approved by the majority of the other members of the Committee.

Section 2.02 *Grant of Awards.* The amount of cash constituting an Award will be determined by the Committee in its sole and absolute discretion in U.S. dollars and will be credited to the Participant's Account as of such Effective Date. If the Participant is based outside the United States, such amount will be converted into the local currency of the Participant as of the Effective Date for such Award based on the exchange rates on such Effective Date; from and after such Effective Date, the Award shall be treated for all purposes as a grant in that currency. Awards vest in accordance with the terms set forth in the Award Agreement, and any such vested Award will be subject to the rules on distributions set forth below in Articles 4 and 5, respectively. As soon as reasonably practicable after the end of each calendar year, a statement shall be provided to each such Participant indicating the current balance in each Account maintained for the Participant as of the end of the calendar year.

Section 2.03 *Interest.* Interest on Awards will be accrued monthly based on AllianceBernstein's monthly weighted average cost of funds. The return will be nominal. The interest earned will be credited to the Participant's Account balance annually.

ARTICLE 3
Vesting and Forfeitures

Section 3.01 *Vesting.* Terms related to vesting of Awards are set forth in the Award Agreement.

Section 3.02 *Forfeitures.* Terms related to forfeiture of Awards are set forth in the Award Agreement.

ARTICLE 4
Distributions

Section 4.01 *General.* No Award will be distributed unless such distribution is permitted under this Article 4. The distribution of the vested portion of an Award shall be made in cash in the local currency of the Participant. Any portion of an Award that is not vested will not be distributed hereunder.

Section 4.02 *Distributions.*

(a) Unless otherwise provided in the Award Agreement, a Participant who has not incurred a Disability or a Termination of Employment will have the vested portion of his or her Award distributed to him or her within 70 days after such portion vests under the applicable vesting provisions set forth in the Award Agreement.

(b) Unless otherwise provided in the Award Agreement, a Participant who has had a Disability or a Termination of Employment will have the balance of any vested Award not distributed under Section 4.02(a) distributed to him or her as follows:

(i) In the event of a Participant's Disability, a distribution will be made to the Participant within 70 days following the Participant's Disability.

(i i) In the event of a Participant's Termination of Employment due to the Participant's death, a distribution will be made to the Participant's Beneficiary within 70 days following the 180th day anniversary of the death.

(i i i) In the event of a Participant's Termination of Employment for any reason other than Disability or death, distributions due with respect to the Award, if any, shall be made in the same manner as prescribed in Section 4.02(a) above.

Section 4.03 *Documentation.* Each Participant and Beneficiary shall provide the Committee with any documentation required by the Committee for purposes of administering the Program.

ARTICLE 5
Administration; Miscellaneous

Section 5.01 *Administration.* To the extent a Participant is a U.S. taxpayer or receives U.S. source income, the Program is intended to constitute an unfunded, non-qualified incentive plan within the meaning of ERISA and shall be administered by the Committee as such. The right of any Participant or Beneficiary to receive distributions under the Program shall be as an unsecured claim against the general assets of AllianceBernstein. Notwithstanding the foregoing, AllianceBernstein, in its sole discretion, may establish a "rabbi trust" or separate custodial account to pay benefits hereunder. The Committee shall have the full power and authority to administer and interpret the Program and to take any and all actions in connection with the Program, including, but not limited to, the power and authority to prescribe all applicable procedures, forms and agreements. The Committee's interpretation and construction of the Program shall be conclusive and binding on all Persons.

Section 5.02 *Authority to Vary Terms of Awards.* The Committee shall have the authority to grant Awards other than as described herein, subject to such terms and conditions as the Committee shall determine in its discretion.

Section 5.03 *Amendment, Suspension and Termination of the Program.* The Committee reserves the right at any time, without the consent of any Participant or Beneficiary and for any reason, to amend, suspend or terminate the Program in whole or in part in any manner; provided that no such amendment, suspension or termination shall reduce the balance in any Account prior to such amendment, suspension or termination or impose additional conditions on the right to receive such balance, except as required by law.

Section 5.04 *General Provisions.*

(a) To the extent provided by the Committee, each Participant may file with the Committee a written designation of one or more Persons, including a trust or the Participant's estate, as the Beneficiary entitled to receive, in the event of the Participant's death, any amount or property to which the Participant would otherwise have been entitled under the Program. A Participant may, from time to time, revoke or change his or her Beneficiary designation by filing a new designation with the Committee. If (i) no such Beneficiary designation is in effect at the time of a Participant's death, (ii) no designated Beneficiary survives the Participant, or (iii) a designation on file is not legally effective for any reason, then the Participant's estate shall be the Participant's Beneficiary.

(b) Neither the establishment of the Program nor the grant of any Award or any action of any Company, the Board or the Committee pursuant to the Program, shall be held or construed to confer upon any Participant any legal right to be continued in the employ of any Company. Each Company expressly reserves the right to discharge any Participant without liability to the Participant or any Beneficiary, except as to any rights which may expressly be conferred upon the Participant under the Program.

(c) An Award hereunder shall not be treated as compensation, whether upon such Award's grant, vesting, payment or otherwise, for purposes of calculating or accruing a benefit under any other employee benefit plan except as specifically provided by such other employee benefit plan.

(d) Nothing contained in the Program, and no action taken pursuant to the Program, shall create or be construed to create a fiduciary relationship between any Company and any other Person.

(e) Neither the establishment of the Program nor the granting of an Award hereunder shall be held or construed to create any rights to any compensation, including salary, bonus or commissions, nor the right to any other Award or the levels thereof under the Program.

(f) No Award or right to receive any payment may be transferred or assigned, pledged or otherwise encumbered by any Participant or Beneficiary other than by will, by the applicable laws of descent and distribution or by a court of competent jurisdiction. Any other attempted assignment or alienation of any payment hereunder shall be void and of no force or effect.

(g) If any provision of the Program shall be held illegal or invalid, the illegality or invalidity shall not affect the remaining provisions of the Program, and the Program shall be construed and enforced as if the illegal or invalid provision had not been included in the Program.

(h) Any notice to be given by the Committee under the Program to any party shall be in writing addressed to such party at the last address shown for the recipient on the records of any Company or subsequently provided in writing to the Committee. Any notice to be given by a party to the Committee under the Program shall be in writing addressed to the Committee at the address of AllianceBemstein.

(i) Section headings herein are for convenience of reference only and shall not affect the meaning of any provision of the Program.

(j) To the extent not preempted by ERISA, the Program shall be governed and construed in accordance with the laws of the State of New York.

(k) There shall be withheld from each payment made pursuant to the Program any tax or other charge required to be withheld therefrom pursuant to any federal, state or local law. A Company by whom a Participant is employed shall also be entitled to withhold from any compensation payable to a Participant any tax imposed by Section 3101 of the Code, or any successor provision, on any amount credited to the Participant; *provided, however*, that if for any reason the Company does not so withhold the entire amount of such tax on a timely basis, the Participant shall be required to reimburse AllianceBernstein for the amount of the tax not withheld promptly upon AllianceBernstein's request therefore.

AllianceBernstein L.P.
2010 Long Term Incentive Plan

Effective as of July 1, 2010 and with Amendments through May 15, 2012

SECTION 1. *Purpose.*

The purpose of the AllianceBernstein L.P. 2010 Long Term Incentive Plan (the “**Plan**”) is to promote the interest of AllianceBernstein L.P. (together with any successor thereto, the “**Partnership**”) by (i) attracting and retaining talented officers, employees and directors of the Partnership and its Affiliates, (ii) motivating such officers, employees and directors by means of performance-related incentives to achieve longer-range business and operational goals, (iii) enabling such officers, employees and directors to participate in the long-term growth and financial success of the Partnership, and (iv) aligning the interests of such officers, employees and directors with those of AllianceBernstein Holding L.P. (“**Holding**”) Unitholders.

SECTION 2. *Definitions.*

As used in the Plan, the following terms shall have the meanings set forth below:

“**Affiliate**” shall mean (i) any entity that, directly or indirectly, is controlled by the Partnership and (ii) any entity in which the Partnership has a significant equity interest, in either case as determined by the Committee.

“**Award**” shall mean any Option, Restricted Unit, Phantom Restricted Unit or Other Unit-Based Award.

“**Award Agreement**” shall mean any written agreement, contract, offer letter or other instrument or document evidencing any Award.

“**Board**” shall mean the Board of Directors of the general partner of the Partnership.

“**Cause**” shall mean with respect to a Participant’s Termination of Employment, unless otherwise specified in the applicable Award Agreement, any of the following: (a) conviction, whether following trial or by plea of guilty or nolo contendere (or similar plea), in a criminal proceeding (i) on a misdemeanor charge involving fraud, false statements or misleading omissions, wrongful taking, embezzlement, bribery, forgery, counterfeiting or extortion; (ii) on a felony charge; or (iii) on a charge equivalent to any of the charges set forth in clauses (i) and (ii) in any jurisdiction that does not use such designations; (b) engaging in any conduct that constitutes an employment disqualification under applicable law (including any “statutory disqualification”, as defined under the Exchange Act); (c) failure to perform satisfactorily the duties associated with the Participant’s job function or to follow reasonable requests of his or her manager; (d) violation of any securities or commodities laws, any rules or regulations issued pursuant to such laws, or the rules and regulations of any securities or commodities exchange or association to which the Partnership or any Affiliate is subject; (e) violation of any Partnership policy concerning confidential or proprietary information, or material violation of any other Partnership policy in effect from time to time; (f) engaging in any act or making any statement which impairs, impugns, denigrates, disparages or negatively reflects upon the name, reputation or business interests of the Partnership or any Affiliate; or (g) engaging in any conduct detrimental to the Partnership or any Affiliate, including any activity deemed by management, the Committee or the Board to be competitive with the Partnership or any Affiliate. With respect to a Participant’s Termination of Directorship, unless otherwise specified in the applicable Award Agreement, “cause” shall mean an act or failure to act that constitutes cause for removal of a director under applicable Delaware law.

“**Closing Price**” on any date shall mean the closing price for a Unit or, if no sale of a Unit occurred on such date, the closing price for a Unit on the most recent preceding date on which the sale of a Unit occurred, in either case as reported on the principal stock market or exchange on which the Units are quoted or traded on such date or, if the Units are not so quoted or traded on such date, in such manner as determined by the Committee in its sole discretion.

“**Code**” shall mean the U.S. Internal Revenue Code of 1986, as amended.

“**Committee**” shall mean the Compensation Committee of the Board as appointed from time to time by the Board, or another committee of the Board designated by the Board to administer the Plan.

“**Eligible Employee**” shall mean any employee of the Partnership or any Affiliate.

“**Exchange Act**” shall mean the U.S. Securities Exchange Act of 1934, as amended.

“**Fair Market Value**” shall mean, unless otherwise required by any applicable provision of the Code, as of any date and except as provided below, (i) with respect to a Unit, the Closing Price for such Unit on such date, and (ii) with respect to any other property, the fair market value of such property as determined by the Board or the Committee in its sole discretion.

“**Non-Management Director**” shall mean a member of the Board who is (i) “independent” within the meaning of Section 303A.02 of the New York Stock Exchange Listed Company Manual or other applicable law or applicable stock exchange rules, as determined by the Board in its business judgment, or (ii) a former executive or former employee of an affiliate of Holding (for this purpose only, “affiliate” includes any company or other entity that directly, or indirectly through one or more intermediaries, controls, is controlled by or is under common control with, the Partnership).

“**Option**” shall mean an option granted under Section 6(a).

“**Other Unit-Based Award**” shall mean any right granted under Section 6(c).

“**Participant**” shall mean any Eligible Employee or Non-Management Director granted an Award under the Plan.

“**Person**” shall mean any individual, corporation, partnership, limited liability company, association, joint-stock company, trust, unincorporated organization, government or political subdivision thereof or other entity.

“**Phantom Restricted Unit**” shall mean any Award granted under Section 6(b) as a Phantom Restricted Unit.

“**Prior Plan**” shall mean either of the Partnership’s (i) Amended and Restated 1997 Long Term Incentive Plan as amended and restated effective as of January 1, 2005 (as amended through November 28, 2007) or (ii) Century Club Plan.

“**Restricted Unit**” shall mean any Unit granted under Section 6(b) as a Restricted Unit.

“**Substitute Awards**” shall mean Awards granted in assumption of, or in substitution for, outstanding awards previously granted by an entity or business acquired by the Partnership or any Affiliate, or with which the Partnership or any Affiliate combines.

“**Termination**” shall mean a Termination of Directorship or Termination of Employment, as applicable.

“**Termination of Directorship**” shall mean that a Participant has ceased to be a director of the Partnership; except that if the Participant becomes an Eligible Employee upon the termination of his or her directorship, unless otherwise determined by the Board or the Committee in its sole discretion, the Participant shall not experience a Termination until the Participant has a Termination of Employment.

“**Termination of Employment**” shall mean: (a) a termination of employment of a Participant from the Partnership and its Affiliates; or (b) an entity employing a Participant ceasing to be an Affiliate, unless the Participant otherwise is, or thereupon becomes, employed by the Partnership or another Affiliate at the time the entity ceases to be an Affiliate. Notwithstanding the foregoing, the Committee may otherwise define Termination of Employment in the Award Agreement or, if no rights of a Participant are adversely affected, may otherwise define Termination of Employment thereafter.

“**Units**” shall mean units representing assignments of beneficial ownership of limited partnership interests in Holding.

SECTION 3. *Administration.*

(a) *Authority of Committee.* The Plan shall be administered by the Committee. Subject to the terms of the Plan and applicable law, in addition to other express powers and authorizations conferred on the Committee by the Plan, and except as otherwise limited by the Board, the Committee shall have full power and authority to (i) designate Participants; (ii) determine the type or types of Awards to be granted to an Eligible Employee or, subject to Section 3(b), a Non-Management Director; (iii) determine the number of Units to be covered by, or with respect to which payments, rights or other matters are to be calculated in connection with, Awards; (iv) determine the terms and conditions of Awards, not inconsistent with the terms of the Plan; (v) determine whether, to what extent and under what circumstances Awards may be exercised, settled, canceled, forfeited or suspended and the method or methods by which Awards may be exercised, settled, canceled, forfeited or suspended; (vi) determine whether and under what circumstances Awards may be exercised for or settled in cash, Units and/or Restricted Units, (vii) determine whether, to what extent and under what circumstances cash, Units and/or Restricted Units payable with respect to an Award shall be deferred either automatically or at the election of the holder thereof or of the Committee, and in any event, in accordance with Section 409A of the Code; (viii) determine whether to require a Participant, as a condition of the granting of an Award, to not sell or otherwise dispose of Units acquired pursuant to the exercise or settlement of the Award for a period of time as determined by the Committee, in its sole discretion; (ix) determine the terms of any Award Agreement, including terms relating to retirement, forfeiture, termination, garden leave and restrictive covenants (such as non-competition, non-solicitation and non-disparagement); (x) determine whether an Option shall cease to be exercisable or an Award shall be forfeited, or that proceeds or profits applicable to an Award shall be returned to the Partnership, in each case, in the event that the applicable Participant fails to adhere to the terms and conditions specified in the applicable Award Agreement; (xi) interpret and administer the Plan and any instrument or agreement relating to, or Award made under, the Plan; (xii) establish, amend, suspend or waive such rules and regulations and appoint such agents as it shall deem appropriate for the proper administration of the Plan; (xiii) subject to the terms of the Plan and applicable law, delegate to one or more officers or managers of the Partnership or any Affiliate, or to a committee of such officers or managers, the authority, subject to such terms and limitations as the Committee shall determine, to grant Awards to, or to cancel, modify or waive rights with respect to, or to alter, discontinue, suspend or terminate Awards held by, individuals who receive Awards as part of recruitment, severance or retirement arrangements and/or Eligible Employees who are not executive officers or directors of the Partnership for purposes of Section 16 of the Exchange Act, or any successor section thereto, or who are otherwise not subject to such Section; and (xiv) make any other determination and take any other action that the Committee deems necessary or desirable for the administration of the Plan.

(b) *Grants of Awards to Non-Management Directors.* Notwithstanding the provisions of Section 3(a), grants of Awards to Non-Management Directors must be approved by the Board.

(c) *Committee Discretion Binding.* Unless otherwise expressly provided in the Plan, and subject to Section 3(b), all designations, determinations, interpretations and other decisions under or with respect to the Plan or any Award shall be within the sole discretion of the Committee, may be made at any time and shall be final, conclusive and binding upon all Persons, including the Partnership, any Affiliate, any Participant, any holder or beneficiary of any Award, any Unitholder and any Eligible Employee or any Non-Management Director.

(d) *Guidelines.* Subject to Section 8, the Committee shall have the authority to: (i) adopt, alter and repeal such administrative rules, guidelines and practices governing the Plan and perform all acts, including the delegation of its responsibilities (to the extent permitted by applicable law and applicable stock exchange rules), as it shall, from time to time, deem advisable; (ii) construe and interpret the terms and provisions of the Plan and any Award (and any agreements relating to the Plan or such Award); and (iii) otherwise supervise the administration of the Plan. The Committee may correct any defect, supply any omission or reconcile any inconsistency in the Plan or in any agreement relating thereto in the manner and to the extent it shall deem necessary to effectuate the purpose and intent of the Plan. Notwithstanding the foregoing, no action of the Committee under this Section 3(d) shall materially reduce the rights of any Participant relating to any existing Award without the Participant's consent. To the extent applicable, the Plan is intended to comply with the applicable requirements of Rule 16b-3 under the Exchange Act, and the Plan shall be limited, construed and interpreted in a manner so as to comply therewith. Without limiting the generality of the foregoing, the Committee may adopt special guidelines and provisions for persons who are residing in or employed in, or subject to the taxes of, any domestic or foreign jurisdictions, to comply with applicable laws, regulations, or accounting, listing or other rules with respect to such domestic or foreign jurisdictions, including but not limited to otherwise defining Fair Market Value and Closing Price.

(e) *Assistance of Employees and Advisors; Liability and Indemnification.*

(i) The Committee may designate employees of the Partnership and professional advisors to assist the Committee in the administration of the Plan and (to the extent permitted by applicable law and applicable exchange rules) may grant authority to officers or other employees to execute agreements or other documents on behalf of the Committee.

(ii) The Committee may employ such legal counsel, consultants and agents as it may deem desirable for the administration of the Plan and may rely upon any opinion received from any such counsel or consultant and any computation received from any such consultant or agent. Expenses incurred by the Committee or the Board in the engagement of any such counsel, consultant or agent shall be paid by the Partnership. The Committee, its members and any person designated pursuant to Section 3(e)(i) shall not be liable for any action or determination made in good faith with respect to the Plan. To the maximum extent permitted by applicable law, no officer of the Partnership or member or former member of the Committee or the Board shall be liable for any action or determination made in good faith with respect to the Plan or any Award.

(iii) To the maximum extent permitted by applicable law and the amended and restated agreements of limited partnership of the Partnership and/or Holding ("**Organizational Documents**"), each officer and member or former member of the Committee or the Board shall be indemnified and held harmless by the Partnership and Holding against any cost or expense (including reasonable fees of counsel reasonably acceptable to the Committee) or liability (including any sum paid in settlement of a claim with the approval of the Committee), and advanced amounts necessary to pay the foregoing at the earliest time and to the fullest extent permitted, arising out of any act or omission to act in connection with the administration of the Plan, except to the extent arising out of such officer's, member's or former member's own fraud or bad faith. Such indemnification shall be in addition to any rights of indemnification such officer, member or former member may have under applicable law or under the Organizational Documents, the organizational documents of any Affiliate or any agreement of indemnification. Notwithstanding anything else herein, this indemnification will not apply to the actions or determinations made by an individual with regard to Awards granted to him or her under the Plan.

SECTION 4. *Units Available for Awards.*

(a) *Units Available.*

(i) Subject to adjustment as provided in Sections 4(b) and (c), the number of Units with respect to which Awards may be granted under the Plan shall be 30 million, less one Unit for every one Unit that was subject to an award (including options) granted after the effective date of the Plan under either of the Prior Plans. Any Units that are subject to Awards (including Options) shall be counted against this limit as one Unit for each Unit granted.

(ii) If any Units covered by an Award granted under the Plan (other than Substitute Awards) or by an award granted after the effective date of the Plan under either of the Prior Plans, or to which such Award or award related, are forfeited, or if such Award or award terminates or is canceled without the delivery of Units, or is exercised for or settled in cash, then the Units covered by such Award or award, or to which such Award or award relates, or the number of Units otherwise counted against the aggregate number of Units with respect to which Awards may be granted, to the extent of any such forfeiture, termination, cancellation, or cash exercise or settlement, shall again become Units with respect to which Awards may be granted in accordance with this Section 4.

(b) *Availability of Certain Units.*

(i) In determining the number of Units available for Awards, if Units otherwise deliverable in respect of Awards under the Plan (other than Substitute Awards) or awards granted after the effective date of the Plan under either of the Prior Plans are withheld for payment of withholding taxes in respect of such Awards or awards, the number of Units so withheld shall be available for Awards under the Plan.

(ii) Units reacquired by the Partnership on the open market or otherwise also shall be available for Awards under the Plan, provided that the aggregate number of such reacquired Units the Partnership may use to make Awards under the Plan shall not exceed 30 million; and provided further that the Partnership may use up to 30 million additional such reacquired Units to make Awards under the Plan if and to the extent that Units with respect to which Awards may be granted under Section 4(a)(i) above have not been granted.

(iii) The Units available for Awards under the Plan shall also be available to exchange for units of limited partnership interest in the Partnership on a one-for-one basis if, and to the extent to which, the Partnership issues such units to Eligible Employees under the Partnership's employee incentive compensation programs. Any Units that are so exchanged will be counted against the Unit limit under the Plan.

(iv) To avoid double-counting, any Units underlying Substitute Awards shall not be counted against the Units available for Awards under the Plan. Additionally, in the event that an entity acquired by the Partnership or an Affiliate, or with which the Partnership or an Affiliate combines, has securities available under a pre-existing plan approved by equity holders and not adopted in contemplation of such acquisition or combination, the securities available for grant pursuant to the terms of such pre-existing plan (as adjusted, to the extent appropriate, using the exchange ratio or other adjustment or valuation ratio or formula used in such acquisition or combination to determine the consideration payable to the holders of securities of the entities party to such acquisition or combination) may be used for Awards under the Plan and shall not reduce the number of Units authorized for grant under the Plan; provided that Awards using such available securities shall not be made after the date awards or grants could have been made under the terms of the pre-existing plan, absent such acquisition or combination, and shall not be made to individuals who were employed by the Partnership or its Affiliates immediately before such acquisition or combination.

(c) Adjustments.

(i) In the event that any distribution (whether in the form of cash, limited partnership interests, other securities or other property), recapitalization (including, without limitation, any subdivision or combination of limited partnership interests), reorganization, consolidation, combination, repurchase, or exchange of limited partnership interests or other securities of the Partnership or Holding, issuance of warrants or other rights to purchase limited partnership interests or other securities of the Partnership or Holding, any incorporation (or other change in form) of the Partnership or Holding, or other similar transaction or event affects the Units such that an adjustment is appropriate in order to prevent dilution or enlargement of the benefits or potential benefits intended to be made available under the Plan, then the Committee shall, in such manner as it may deem equitable, adjust, as applicable, (A) the number of Units or other securities of the Partnership or Holding (or the number and kind of other securities or property) with respect to which Awards may be granted under Sections 4(a) and (b), (B) the number of Units or other securities of the Partnership or Holding (or the number and kind of other securities or property) subject to outstanding Awards, and (C) the exercise or purchase price with respect to any Award, or, if deemed appropriate, make provision for a cash payment to the holder of an outstanding Award. In the event of incorporation (or other change in form) of the Partnership or Holding, the Committee shall make such adjustments as it deems appropriate and equitable with respect to Options for the optionee to purchase stock in the resulting corporation in place of the Options. Any such adjustment or arrangement may provide for the elimination without compensation of any fractional Unit which might otherwise become subject to an Option, and shall be subject to Section 3(c).

(ii) In the event of (A) the consummation of any merger or consolidation of the Partnership or Holding in which the Partnership or Holding (as applicable) is not the continuing or surviving entity, (B) any transaction that results in the acquisition of all or substantially all of the outstanding Units by a single person or entity or by a group of persons and/or entities acting in concert, or (C) the sale or transfer of all or substantially all of the Partnership's or Holding's assets (each of the foregoing being referred to as an "**Acquisition Event**"), then the outstanding Awards held by each Participant shall be subject to the agreement with respect to such Acquisition Event, which agreement may, subject to the terms of the applicable Award Agreements and in accordance with Section 409A of the Code, provide for (i) the continuation or assumption of such Awards by the Partnership or Holding (or the successor or surviving entity); (ii) the substitution for such Awards by such successor or surviving entity with equity-based awards with substantially the same terms and economic value; (iii) the acceleration prior to the closing of such Acquisition Event of the vesting and exercisability of any such Awards that are Options or Other Unit-Based Awards that are scheduled to become exercisable by such Participant, and the expiration of such Awards to the extent not timely exercised by such Participant prior to such closing or such other earlier time determined by the Committee, after reasonable advance written notice thereof to such Participant; provided that any such exercise shall be contingent on the consummation of such Acquisition Event; and/or (iv) the cancellation of all or any portion of such Awards as of immediately prior to such Acquisition Event, in exchange for a cash payment on such terms and conditions as determined by the Committee, the amount of which may be zero in the case of any Option with an exercise price that exceeds the Fair Market Value of the Units subject to such Option.

SECTION 5. Eligibility.

All Eligible Employees and Non-Management Directors shall be eligible to be granted Awards and to be designated as Participants under the Plan. Awards and actual participation in the Plan shall be determined by the Committee (subject to Section 3(b)) or the Board in its sole discretion.

SECTION 6. *Awards.*

(a) *Options.*

(i) *Grant.* Subject to the terms of the Plan, the Committee shall (subject to Section 3(b)) have sole and complete authority to determine the Eligible Employees and Non-Management Directors to whom Options shall be granted and, with respect to each Option, the number of Units to be covered by such Option, the exercise price of such Option and the conditions and limitations applicable to the exercise of such Option.

(ii) *Exercise Price.* The exercise price of an Option shall be not less than the Fair Market Value of the Units subject to the Option on the date the Option is granted.

(iii) *Exercise.* The Committee shall specify in the applicable Award Agreement the rate at which an Option shall become initially exercisable. No Option shall be exercisable after the expiration of ten years from the date of grant. The right to exercise an Option shall be cumulative, so that to the extent that an Option is not exercised when it becomes initially exercisable, it shall be exercisable at any time thereafter until the expiration of the term of the Option. The Committee may impose such conditions with respect to the exercise of Options, including without limitation, any relating to the application of federal or state securities laws, as it may deem necessary or advisable.

(iv) *Prohibition on Re-pricing.* Other than pursuant to Section 4(c), in the absence of approval by the holders of Units, neither the Board nor the Committee shall be permitted to (A) lower the exercise price per Unit of an Option after it is granted, (B) cancel an Option when the exercise price per Unit exceeds the Fair Market Value of the underlying Units in exchange for cash or another Award (other than in connection with Substitute Awards), or (C) take any other action with respect to an Option that may be treated as a re-pricing under the rules and regulations of the New York Stock Exchange or the applicable stock exchange upon which the Units are then listed.

(v) *Termination by Death or Disability.* Except as otherwise (A) provided in the applicable Award Agreement or (B) determined by the Committee at grant or (if no rights of the Participant are adversely affected) thereafter, if a Participant's Termination is by reason of death or "disability" (as defined in the applicable Award Agreement), all Options that are held by such Participant (whether or not they have previously vested) at the time of such Termination may be exercised by such Participant (or, in the case of death, by the legal representative of the Participant's estate) at any time within a period of one year from the date of such Termination, but in no event beyond the expiration of the stated term of such Options; provided, however, that in the case of "disability", if such Participant dies within such exercise period, all unexercised Options held by such Participant (whether or not they have previously vested) shall thereafter be exercisable for a minimum period of six months from the date of such death, but in no event beyond the expiration of the stated term of such Option.

(vi) *Termination for Cause.* Except as otherwise (A) provided in the applicable Award Agreement or (B) determined by the Committee at grant or (if no rights of the Participant are adversely affected) thereafter, if a Participant's Termination is (i) for Cause or (ii) a voluntary Termination after the occurrence of an event that would be grounds for a Termination for Cause, all Options then held by such Participant (whether or not they have previously vested) shall thereupon terminate and expire as of the date of such Termination or, if earlier, the date of the Cause event. If a Participant's service with the Partnership is suspended pending an investigation of whether such Participant shall be terminated for Cause, all of such Participant's rights under any Option shall be suspended during the period of investigation.

(vii) *Termination without Cause.* Except as otherwise (A) provided in the applicable Award Agreement or (B) determined by the Committee at grant or (if no rights of the Participant are adversely affected) thereafter, if a Participant's Termination is without Cause (other than by reason of death or "disability" or such Participant's voluntary Termination), all Options held by such Participant that are vested and exercisable at the time of such Termination may be exercised by such Participant at any time within a period of 90 days from the date of such Termination, but in no event beyond the expiration of the stated term of such Options.

(viii) *Voluntary Termination.* Except as otherwise (A) provided in the applicable Award Agreement or (B) determined by the Committee at grant or (if no rights of the Participant are adversely affected) thereafter, if a Participant's Termination is by reason of such Participant's voluntary Termination, all Options then held by such Participant (whether or not they have previously vested) shall terminate and expire as of the date of such Termination.

(ix) *Unvested Options.* Except as otherwise (A) provided in the applicable Award Agreement or in Section 6(a)(v) or (B) determined by the Committee at grant or (if no rights of the Participant are adversely affected) thereafter, Options that are not vested as of the date of a Participant's Termination of Employment shall terminate and expire as of the date of such Termination.

(b) *Restricted Units and Phantom Restricted Units.*

(i) *Grant.* Subject to the terms of the Plan, the Committee shall (subject to Section 3(b)) have sole and complete authority to determine the Eligible Employees and Non-Management Directors to whom Restricted Units and Phantom Restricted Units shall be granted, the number of Restricted Units and/or Phantom Restricted Units to be granted to each Participant, the duration of the period during which, and the conditions under which, the Restricted Units and/or Phantom Restricted Units vest, are distributed and may be forfeited to the Partnership, and the other terms and conditions of such Awards. Except for restrictions applicable to non-routine Awards (e.g., Awards for recruitment, severance or retirement) and Substitute Awards, restrictions applicable to Awards of Restricted Units and/or Phantom Restricted Units that lapse purely based on service shall lapse over a period of not less than three years (whether such lapse occurs ratably or otherwise, so long as such restrictions lapse not more than 50% in the first year), except upon a Termination due to death, "disability" or "retirement" (as such terms are defined in the applicable Award Agreement), or a change in control, unless (A) the grant of an Award (or acceleration of the lapse of restrictions applicable to an outstanding Award) is authorized by the Committee or the Board and (B) the cumulative number of Units subject to such Awards does not exceed 5% of the number of Units available for grant pursuant to Section 4(a) (as may be adjusted pursuant to Sections 4(b) and (c)); and provided that, where duly authorized by the Committee or the Board, continued vesting of Awards after a Termination in circumstances where such continued vesting is conditioned on compliance with (A) one or more restrictive covenants, and/or (B) a standard of conduct regarding appropriate consideration of risk set forth in the applicable Award Agreement, shall count towards satisfying the minimum vesting requirement of this Section 6(b)(i).

(ii) *Transfer Restrictions.* Subject to Section 7(c), Restricted Units and Phantom Restricted Units may not be sold, assigned, transferred, pledged or otherwise encumbered, except as provided in the Plan or the applicable Award Agreement. Any certificate issued in respect of Restricted Units with respect to which transfer restrictions remain in effect shall bear a legend describing the restrictions to which the Restricted Units are subject. Upon the lapse of the restrictions applicable to such Restricted Units, the holder thereof may surrender to the Partnership the certificate or certificates representing such Units and receive in exchange therefor a new certificate or certificates representing such Units free of the legend (or an electronic transfer of such Units to a designated brokerage account of such holder's choosing) and a certificate or certificates representing the remainder of the Units, if any, with the legend.

(iii) *Payment.* Any Phantom Restricted Unit shall have a value equal to the Fair Market Value of a Unit. Phantom Restricted Units shall be paid in Units, other securities, cash or other property, as determined in the sole discretion of the Committee, upon the lapse of the restrictions applicable thereto, or otherwise in accordance with the applicable Award Agreement.

(iv) *Termination.* Except as otherwise (A) provided in the applicable Award Agreement or (B) determined by the Committee at grant or (if no rights of the Participant are adversely affected) thereafter, subject to the terms of the Plan, upon a Participant's Termination for any reason during the relevant restriction period, all Restricted Units and Phantom Restricted Units still subject to restriction will vest, continue to vest, be settled or be forfeited in accordance with the terms and conditions established by the Committee at grant or thereafter (if no rights of the Participant are adversely affected).

(c) *Other Unit-Based Awards.* The Committee shall (subject to Section 3(b)) have authority to grant to Eligible Employees and/or Non-Management Directors an Other Unit-Based Award, which shall consist of any right (including, without limitation, Unit appreciation rights and performance Awards) which is (i) not an Award described in Section 5, 6(a) or 6(b), and (ii) an Award of Units or an Award denominated or payable in, valued in whole or in part by reference to, or otherwise based on or related to, Units (including, without limitation, securities convertible into Units), as deemed by the Committee to be consistent with the purposes of the Plan. Subject to the terms of the Plan and the applicable Award Agreement, the Committee shall determine the terms and conditions of any such Other Unit-Based Award.

SECTION 7. *General Provisions Applicable to Awards.*

(a) *Awards May be Granted Separately or Together.* Awards may, in the discretion of the Committee, be granted either alone or in addition to, in tandem with, or in substitution for any other Award granted under the Plan or any award granted under any other plan of the Partnership or any Affiliate. Awards granted in addition to or in tandem with such other Award or award may be granted either at the same time as or at a different time from the grant of such other Award or award.

(b) *Forms of Payment by the Partnership Under Awards.* Subject to the terms of the Plan and of any applicable Award Agreement and the requirements of applicable law, payments or transfers to be made by the Partnership or an Affiliate upon the grant, exercise or payment of an Award may be made in such form or forms as the Committee shall determine, including cash, Units, other securities, other Awards or other property, or any combination thereof, and may be made in a single payment or transfer, in installments, or on a deferred basis, in each case in accordance with rules and procedures established by the Committee in accordance with Section 409A of the Code. Such rules and procedures may include, without limitation, provisions for the payment or crediting of reasonable interest on installment or deferred payments.

(c) *Limits on Transfers of Awards.* Except as otherwise provided by the Committee, no Award shall be transferable by a holder other than by will or the laws of descent and distribution.

(d) *Terms of Awards.* The term of each Award shall be for such period as may be determined by the Committee, to the extent not inconsistent with the terms of the Plan.

(e) *Consideration for Grants.* Awards may be granted for no cash consideration, for such nominal cash consideration as may be required by applicable law or for such greater amount as may be established by the Committee.

(f) *Distributions and Distribution Equivalents.* Subject to the terms of the Plan and compliance with Section 409A of the Code, the terms of any Award other than an Option (including a deferred Award) may provide, if so determined by the Committee in its sole discretion, for the payment of cash, Units or other property in respect of Unitholder distributions relating to the number of Units subject to such Award.

SECTION 8. *Amendment and Termination.*

(a) *Amendments to the Plan.* The Board or the Committee may amend, alter, suspend, discontinue or terminate the Plan or any portion thereof at any time; provided, however, that no such amendment, alteration, suspension, discontinuation or termination shall be made without the approval of the limited partners of Holding (i) to increase the aggregate number of Units that may be issued under the Plan (except by operation of Section 4(c) or solely to reflect a reorganization, Unit split, merger, spinoff or similar transaction); (ii) change the maximum term of any Option; (iii) extend the period during which new Awards may be granted under the Plan; (iv) expand the types of Awards available under the Plan; (v) materially expand the class of officers, employees or directors eligible to participate in the Plan; (vi) alter Section 6(a)(iv) or any other language regarding re-pricing; or (vii) if such approval is necessary to comply with any tax or regulatory requirement for which or with which the Committee deems it necessary or desirable to qualify or comply. Notwithstanding anything to the contrary herein, the Committee may amend the Plan in such manner as may be necessary or advisable so as to have the Plan conform with local rules and regulations in any jurisdiction outside the United States.

(b) *Amendments to Awards.* The Committee may waive any conditions or rights under, amend any terms of, or alter, suspend, discontinue, cancel or terminate, any Award theretofore granted, prospectively or retroactively; provided, however, that any such waiver, amendment, alteration, suspension, discontinuance, cancellation or termination that would adversely affect the rights of any Participant or any holder or beneficiary of any Award theretofore granted shall not to that extent be effective without the consent of such Participant, holder or beneficiary.

SECTION 9. *Miscellaneous.*

(a) *No Rights to Awards.* No Eligible Employee, Non-Management Director, Participant or other Person shall have any claim to be granted any Award, and there is no obligation for uniformity of treatment of Eligible Employees, Non-Management Directors, Participants, or holders or beneficiaries of Awards. The terms and conditions of Awards need not be the same with respect to each recipient.

(b) *Unit Certificates.* All certificates for Units or other securities of the Partnership or any Affiliate delivered under the Plan pursuant to any Award or the exercise or settlement thereof shall be subject to such stop transfer orders and other restrictions as the Committee may deem advisable under the Plan or the rules, regulations, and other requirements of the U.S. Securities and Exchange Commission, any stock exchange upon which such Units or other securities are then listed, and any applicable federal, state or foreign laws or regulations, and the Committee may cause a legend or legends to be put on any such certificates to make appropriate reference to such restrictions.

(c) *Withholding.* A Participant may be required to pay to the Partnership or any Affiliate, and the Partnership or any Affiliate shall have the right and is hereby authorized to withhold from any Award, from any payment due or transfer made under any Award or the Plan or from any compensation or other amount owing to a Participant, the amount (in cash, Units, other securities, other Awards or other property) of any applicable withholding taxes in respect of any Award, its exercise, or any payment or transfer under such Award or the Plan and to take such other actions as may be necessary in the opinion of the Partnership to satisfy all obligations for the payment of such taxes.

(d) *Award Agreements.* Each Award hereunder shall be evidenced by an Award Agreement which shall be made available to the Participant (whether electronically or otherwise) and shall specify the terms and conditions of such Award and any rules applicable thereto, including but not limited to the effect on such Award of the death, disability, retirement or other termination of service of a Participant.

(e) *No Limit on Other Compensation Arrangements.* Nothing contained in the Plan shall prevent the Partnership or any Affiliate from adopting or continuing in effect other compensation arrangements, including without limitation any such arrangements that provide for the grant of options, restricted Units, phantom restricted Units and other types of awards provided for hereunder (subject to approval of the limited partners of the Partnership if such approval is required), and such arrangements may be either generally applicable or applicable only in specific cases.

(f) *No Right to Employment or Retention as Director.* The grant of an Award shall not be construed as giving a Participant the right to be retained in the employ of the Partnership or any Affiliate, or to be retained as a Non-Management Director. Further, the Partnership or an Affiliate may at any time dismiss a Participant from service, free from any liability or any claim under the Plan, unless otherwise expressly provided in the Plan, any Award Agreement or any other agreement between the Partnership or any Affiliate and the Participant.

(g) *No Rights as Unitholder.* Subject to the provisions of the applicable Award Agreement, no Participant or holder or beneficiary of any Award shall have any rights as a Unitholder with respect to any Units to be distributed under the Plan until he or she has become the holder of such Units.

(h) *Governing Law.* The validity, construction and effect of the Plan and any rules and regulations relating to the Plan shall be determined in accordance with the internal laws of the State of New York.

(i) *Severability.* If any provision of the Plan or any Award Agreement is or becomes or is deemed to be invalid, illegal or unenforceable in any jurisdiction or as to any Person or Award, or would disqualify the Plan or any Award under any law deemed applicable by the Committee, such provision shall be construed or deemed amended to conform to applicable laws, or if it cannot be construed or deemed amended without, in the determination of the Committee, materially altering the intent of the Plan or such Award Agreement, such provision shall be stricken as to such jurisdiction, Person or Award and the remainder of the Plan and such Award Agreement shall remain in full force and effect.

(j) *Additional Powers.* The Committee may refuse to issue or transfer any Units or other consideration under an Award if, acting in its sole discretion, it determines that the issuance or transfer of such Units or such other consideration might violate any applicable law or regulation or entitle the Partnership to recover the same under Section 16(b) of the Exchange Act, and any payment tendered to the Partnership by a Participant, other holder or beneficiary in connection with the exercise of such Award shall be promptly refunded to such Participant, holder or beneficiary. Without limiting the generality of the foregoing, no Award granted hereunder shall be construed as an offer to sell securities of the Partnership, and no such offer shall be outstanding, unless and until the Committee in its sole discretion has determined that any such offer, if made, would be in compliance with all applicable requirements of the U.S. federal securities laws and any other laws to which such offer, if made, would be subject.

(k) *No Trust or Fund Created.* Neither the Plan nor any Award shall create or be construed to create a trust or separate fund of any kind or fiduciary relationship between the Partnership or any Affiliate and a Participant or any other Person. To the extent that any Person acquires a right to receive payments from the Partnership or any Affiliate pursuant to an Award, such right shall be no greater than the right of any unsecured general creditor of the Partnership or such Affiliate.

(l) *No Fractional Units.* No fractional Units shall be issued or delivered pursuant to the Plan or any Award, and the Committee shall determine whether cash, other securities or other property shall be paid or transferred in lieu of any fractional Units or whether such fractional Units or any rights thereto shall be canceled, terminated or otherwise eliminated.

(m) *Headings.* Headings are given to the Sections and subsections of the Plan solely as a convenience to facilitate reference. Such headings shall not be deemed in any way material or relevant to the construction or interpretation of the Plan or any provision thereof.

SECTION 10. *Term of the Plan.*

(a) *Effective Date.* The Plan shall be effective as of July 1, 2010 subject to approval by the limited partners of Holding and shall have a term of 10 years.

(b) *Expiration Date.* No Award shall be granted under the Plan after June 30, 2020. However, unless otherwise expressly provided in the Plan or in an applicable Award Agreement, any Award theretofore granted may, and the authority of the Board or the Committee to amend, alter, adjust, suspend, discontinue, or terminate such Award or to waive any conditions or rights under any such Award shall, extend beyond such date.

SECTION 11. *Section 409A of the Code.*

(a) Although none of the Committee, the Partnership, Holding, any of their affiliates or any of their agents make any guarantee with respect to the Plan or Awards granted hereunder and shall not be responsible in any event with regard to compliance with Section 409A of the Code, the Plan and the Awards granted hereunder are intended to be exempt from Section 409A of the Code or otherwise comply with the requirements of Section 409A of the Code, and the Plan and the applicable Award Agreements shall be limited, construed and interpreted in accordance with the foregoing. None of the Committee, the Partnership, Holding, any of their affiliates or any of their agents shall have any liability to any Participant or beneficiary as a result of any tax, interest, penalty or other payment required to be paid or due pursuant to, or because of a violation of, Section 409A of the Code.

(b) With regard to any distribution or payment with respect to an Award that is considered “nonqualified deferred compensation” under Section 409A of the Code, a Termination shall not be deemed to have occurred unless such Termination is also a “separation from service” within the meaning of Section 409A of the Code and, for purposes of such distribution or payment, references to a “Termination,” “Termination of Employment,” “Termination of Directorship” or like terms in the applicable Award Agreement or the Plan shall mean “separation from service.” If the Participant is deemed on the date of Termination to be a “specified employee” within the meaning of that term under Section 409A(a)(2)(B) of the Code, then with regard to any distribution or payment that is considered “nonqualified deferred compensation” under Section 409A of the Code payable on account of a “separation from service,” such distribution or payment shall be paid or provided on the date (the “**Payment Date**”) which is the earlier of (i) the expiration of the six-month period measured from the date of such “separation from service,” and (ii) the date of the Participant’s death. On the Payment Date, all distributions and payments delayed pursuant to this Section 11(b) (whether they would have otherwise been payable in a single sum or in installments in the absence of such delay) shall be paid or provided to the Participant in a lump sum, and any remaining distributions and payments due under the Plan shall be paid or provided in accordance with the normal payment dates specified in the applicable Award Agreement or the Plan.

**AllianceBernstein
Incentive Compensation Award Program,
Deferred Cash Compensation Program and
2010 Long Term Incentive Plan**

Award Agreement for 2014 Awards

Award Agreement, dated as of December 31, 2014, among AllianceBernstein L.P. (together with its subsidiaries, "**AllianceBernstein**"), AllianceBernstein Holding L.P. ("**Holding**") and <PARTC_NAME> ("**Participant**"), an employee of AllianceBernstein.

Whereas, the Compensation Committee ("**Committee**" or "**Administrator**") of the Board of Directors ("**Board**") of AllianceBernstein Corporation ("**Corporation**"), pursuant to the AllianceBernstein 2014 Incentive Compensation Award Program ("**Incentive Compensation Program**") and the AllianceBernstein 2010 Long Term Incentive Plan, as amended ("**2010 Plan**" and, together with the Incentive Compensation Program, the "**Plans**"), copies of which have been delivered electronically to the Participant, has granted to the Participant an award ("**Award**") consisting of units representing assignments of the beneficial ownership of limited partnership interests in Holding ("**Holding Units**") subject to certain restrictions described herein ("**Restricted Units**"), and authorized the execution and delivery of this Award Agreement; and

Whereas, the Committee has granted to the Participant the right to receive a portion of the Award in cash instead of Restricted Units, as contemplated in the AllianceBernstein 2014 Deferred Cash Compensation Program ("**Deferred Cash Program**");

Now, Therefore, in accordance with the grant of the Award, and as a condition thereto, AllianceBernstein, Holding and the Participant agree as follows:

1. Grant. Subject to and under the terms and conditions set forth in this Award Agreement and the Plans, the Committee hereby awards to the Participant the amount of deferred cash ("**Deferred Cash**") elected by the Participant and as set forth in Section 2 of Schedule A and the number of Restricted Units set forth in Section 3 of Schedule A, together with the right to receive interest on Deferred Cash, if elected, as specified in Section 2 below and regular cash distributions with regard to the underlying Holding Units pursuant to Section 2.03(a) of the Incentive Compensation Program. The aggregate dollar amount of the Award (including Deferred Cash and Restricted Units) was determined by the Committee on December 12, 2014, with the number of Restricted Units being based on the closing price of a Holding Unit on that date.

2. Earnings on Deferred Cash. Interest on Deferred Cash, if elected, will be accrued monthly based on AllianceBernstein's monthly weighted average cost of funds. The return will be nominal. The interest earned will be credited to the Participant's Deferred Cash balance annually.

3 . Vesting and Distribution. The Deferred Cash and Restricted Units shall vest in accordance with Section 5 of Schedule A so long as the Participant remains employed by AllianceBernstein on each vesting anniversary, except as specifically set forth in Section 7 of this Award Agreement. Once the Deferred Cash, if elected, has vested, cash shall be distributed to the Participant as specified in Article 4 of the Deferred Cash Program. Once Restricted Units have vested, Holding Units shall be distributed to the Participant as specified in Article 4 of the Incentive Compensation Program.

4 . Notice of Resignation. As a condition of receiving the Award, the Participant agrees that in the event of the Participant's resignation, the Participant shall provide AllianceBernstein with prior written notice of the Participant's intent to resign based on the schedule set forth below. Notwithstanding the terms of any other agreement between the Participant and AllianceBernstein (or its subsidiaries), including, but not limited to, any employment agreement, which agreement shall be deemed amended by this Award Agreement, the Participant will continue to be eligible for base salary or draw, available health and welfare benefits, and quarterly distribution payments on unvested Restricted Units, so long as the Participant's employment with AllianceBernstein continues during the notice period. Once the Participant has provided AllianceBernstein with prior written notice of the Participant's intent to resign, AllianceBernstein may, in its sole discretion, either shorten the Participant's notice period at any time during the notice period in accordance with Section 8 of this Award Agreement or require the Participant to discontinue or limit regular duties, including prohibiting the Participant from further entry to any of AllianceBernstein's premises. (In either case, the Participant shall be treated as having informed AllianceBernstein of his or her intent to resign and continue to be obligated to satisfy the requirements of Section 7(c) of this Award Agreement.) If AllianceBernstein shortens the Participant's notice period, the Participant's resignation shall become effective as of the end of the shortened notice period and, thereafter, the Participant shall not receive salary or draw, health and welfare benefits, quarterly distribution payments on unvested Restricted Units, or any Restricted Units or Deferred Cash that otherwise would have vested in accordance with Section 5 of Schedule A. The notice period shall be as follows:

Senior Vice President or above:90 days
Vice President:60 days
Assistant Vice President or below:30 days

5. Covenants. As an additional condition of receiving the Award, the Participant agrees to the following covenants and remedies for failure to comply:

(a) Competition. At no time while employed by AllianceBernstein (including any applicable notice period) shall the Participant provide Competing Services, in any capacity, whether as an employee, consultant, independent contractor, owner, partner, shareholder, director or otherwise, to any Direct Competitor; provided, however, that nothing herein shall prevent the Participant from being a passive owner of not more than 5% of the outstanding equity of any class of securities of an entity that is publicly traded and that owns or may acquire any corporation or business that competes with AllianceBernstein. "**Competing Services**" means services provided to a Direct Competitor that involve (i) the direct or indirect solicitation (including through financial intermediaries or consultants) of actual or prospective clients of AllianceBernstein with respect to investment management or research products or services; (ii) the creation, management or maintenance (or providing material support for, or managing or supervising, the creation, management or maintenance) of an investment management or research product or service that competes directly with a significant investment management or research product or service then offered or provided by AllianceBernstein or that AllianceBernstein intends to offer or provide as part of a Planned Business; or (iii) the Participant functioning in a senior executive, operational, administrative, financial, advisory or consulting role, which is the same as or substantially similar to the Participant's role with AllianceBernstein. "**Direct Competitor**" means a business that offers or provides products or services that compete directly with products or services offered or provided by AllianceBernstein or that AllianceBernstein intends to offer or provide as part of a Planned Business, where the business activities of the Direct Competitor either constitute or can reasonably be expected to constitute meaningful competition for AllianceBernstein. "**Planned Business**" means a business: (i) that the Participant is aware that AllianceBernstein plans to enter within six months after the Participant's last date of employment, (ii) that is material to the AllianceBernstein entity or business unit that plans to enter such business, and (iii) in which such AllianceBernstein entity or business unit has invested material resources (including time of senior management) in preparation for launch.

(b) Employee Solicitation. At no time while employed by AllianceBernstein (including any applicable notice period) shall the Participant (whether directly or indirectly through instruction to any other person or entity) recruit, solicit or hire any employee of AllianceBernstein to work for the Participant or any other person or entity.

(c) Confidentiality. From the date hereof and continuing after the Participant's last date of employment, and except as otherwise required by law, the Participant shall not disclose or make accessible to any business, person or entity, or make use of (other than in the course of the business of AllianceBernstein) any trade secrets, proprietary knowledge or confidential information that the Participant shall have obtained during his or her employment by AllianceBernstein and that shall not be generally known to or recognized by the general public. All information regarding or relating to any aspect of the business of AllianceBernstein, including but not limited to that relating to existing or contemplated business plans, activities or procedures, current or prospective clients, current or prospective contracts or other business arrangements, current or prospective products, facilities and methods, manuals, intellectual property, price lists, financial information (including the revenues, costs, or profits associated with any of the products or services of AllianceBernstein), or any other information acquired because of the Participant's employment by AllianceBernstein, shall be conclusively presumed to be confidential; provided, however, that confidential information shall not include any information known generally to the public (other than as a result of unauthorized disclosure by the Participant). The Participant's obligations under this Section 5(c) shall be in addition to any other confidentiality or nondisclosure obligations the Participant has to AllianceBernstein at law or under any other of AllianceBernstein's policies or agreements.

(d) Non-disparagement. The Participant shall not make intentionally disparaging remarks about AllianceBernstein, or issue any communication, written or otherwise, that reflects adversely on or encourages any adverse action against AllianceBernstein, except if testifying truthfully under oath pursuant to any subpoena, order, directive, request or other legal process, or as may be otherwise required by law.

(e) Remedies. If the Participant fails to comply with the agreements and covenants set forth in Section 4 or this Section 5, AllianceBernstein shall have the following remedies:

(i) The Participant agrees that in the event of a breach of any of the agreements or covenants contained in Section 4 or this Section 5, any Deferred Cash or Restricted Units that have not vested or have vested but have not been delivered (other than as a result of a voluntary long-term deferral election) shall be forfeited.

(ii) Without intending to limit the remedies available to AllianceBernstein, the Participant acknowledges that a breach of any of the agreements or covenants contained in Section 4 or this Section 5 shall result in material irreparable injury to AllianceBernstein for which the forfeiture remedy described in Section (i) above may not be adequate and that, in the event of such a breach or threat thereof, AllianceBernstein shall be entitled to obtain a temporary restraining order and/or a preliminary or permanent injunction restraining the Participant from engaging in activities prohibited by this Award Agreement or such other relief as may be required to specifically enforce any of the agreements or covenants in Section 4 or this Section 5. The Participant acknowledges that the above restrictions are part of a program of AllianceBernstein covering employees in many jurisdictions and that it is necessary to maintain consistency of administration and interpretation with respect to such program, and accordingly, the Participant consents to the applicability of New York law and jurisdiction in accordance with Section 14 hereof. In the event that any court or tribunal of competent jurisdiction shall determine this Section 5 to be unenforceable or invalid for any reason, the Participant agrees that this Section 5 shall be interpreted to extend only over the maximum period of time for which it may be enforceable, and/or over the maximum geographical area as to which it may be enforceable, and/or to the maximum extent in any and all respects as to which it may be enforceable, all as determined by such court or tribunal.

(iii) In addition to the remedies set forth in clauses (i) and (ii) above, AllianceBernstein retains the right to seek damages and other relief for any breach by the Participant of any agreement or covenant contained in this Award Agreement.

6 . Forfeiture for Failure to Consider Certain Risks. If the Committee determines that, during the calendar year in which the Award was granted, (a) the Participant participated in the structuring or marketing of any investment management or research product or service, or participated on behalf of AllianceBernstein or any of its clients in the purchase or sale of any security or other property as part of providing investment management services or otherwise, and (b) (i) the Participant failed to follow or violated any written AllianceBernstein policy guideline or process designed in whole or in part to manage or mitigate risk; (ii) as a result, appropriate consideration was not given to the risk to AllianceBernstein or the Participant's business unit (for example, where the Participant has improperly analyzed such risk or where the Participant failed sufficiently to raise concerns about such risk); and (iii) there has been, or reasonably could be expected to be, a material adverse impact on AllianceBernstein or the Participant's business unit, the Participant shall forfeit all unvested Deferred Cash, if elected, and all unvested Restricted Units granted pursuant to such Award.

7. Termination of Employment. The Deferred Cash and Restricted Units shall vest in accordance with Section 5 of Schedule A only while the Participant is employed by AllianceBernstein, except as follows:

(a) Disability. Any unvested Deferred Cash and Restricted Units shall fully vest immediately upon a Participant's Disability and shall be distributed to the Participant as specified in Article 4 of each of the Deferred Cash Program and the Incentive Compensation Program. The Participant shall be deemed to have incurred a "**Disability**" if the Participant is unable to engage in any substantial gainful activity by reason of any medically determinable physical or mental impairment that can be expected to last for a continuous period of not less than 12 months, as determined by the carrier of the long-term disability insurance program maintained by AllianceBernstein or its affiliate that covers the Participant, or such other person or entity designated by the Administrator in its sole discretion. In order to assist in the process described in this Section 7(a), the Participant shall, as reasonably requested by the Administrator, (i) be available for medical examinations by one or more physicians chosen by the long-term disability insurance provider or the Administrator and approved by the Participant, whose approval shall not be unreasonably withheld, and (ii) grant the long-term disability insurance provider, the Administrator and any such physicians access to all relevant medical information concerning the Participant, arrange to furnish copies of medical records to them, and use best efforts to cause the Participant's own physicians to be available to discuss the Participant's health with them.

(b) Death. If the Participant dies (i) while in the employ of AllianceBernstein, or (ii) while the Participant otherwise holds outstanding unvested Deferred Cash or Restricted Units, any unvested Deferred Cash and all unvested Restricted Units held by the Participant (and not previously forfeited or cancelled) shall vest immediately and be distributed in accordance with Article 4 of each of the Deferred Cash Program and the Incentive Compensation Program.

(c) Resignation. If the Participant resigns or otherwise voluntarily terminates his or her employment with AllianceBernstein (other than due to the Participant's Disability), any unvested Deferred Cash and all unvested Restricted Units held by the Participant (and not previously forfeited or cancelled) on the date of resignation shall continue to vest as specified in Section 5 of Schedule A and be distributed as specified in Article 4 of each of the Deferred Cash Program and the Incentive Compensation Program. The provisions in this Section 7(c) are conditioned upon the Participant's continued compliance with the agreements and covenants set forth in Sections 4 and 5 of this Award Agreement from the date of resignation until the Deferred Cash and Restricted Units have fully vested and been delivered (or would have been delivered but for a voluntary long-term deferral election), the Participant providing to AllianceBernstein in writing (in a form to be provided by AllianceBernstein, a "**Resignation Questionnaire**") within 10 days from the first date the Participant informs AllianceBernstein about his or her resignation, information relating to the Participant's new employment opportunity, if any, the Participant confirming continued compliance with the agreements and covenants set forth in Sections 4 and 5 of this Award Agreement in writing (in a form to be provided by AllianceBernstein, a "**Confirmation Certificate**") in connection with each vesting date, and the Participant executing and complying with a standard release in favor of AllianceBernstein (in a form to be provided by AllianceBernstein, a "**Release**"); provided, however, that the only remedy available to AllianceBernstein for any breach by the Participant of the agreements and covenants set forth in Sections 4, 5(a) and 5(b) of this Award Agreement that occurs after the Participant's last date of employment (including any applicable notice period), or for the Participant failing to provide to AllianceBernstein the Resignation Questionnaire, the Release or each annual Confirmation Certificate, shall be the forfeiture remedy described in Section 5(e)(i). In addition, the terms of this Section 7(c) are also conditioned on the Participant not receiving replacement equity from a new employer for the unvested Deferred Cash and Restricted Units as to which continued vesting is to apply and the Participant confirming such fact in the Resignation Questionnaire and each Confirmation Certificate.

(d) Termination Without Cause. If AllianceBernstein terminates the Participant's employment without Cause (other than due to the Participant's Disability or death), any unvested Deferred Cash and all unvested Restricted Units held by the Participant (and not previously forfeited or cancelled) on the date of such termination shall continue to vest as specified in Section 5 of Schedule A and be distributed as specified in Article 4 of each of the Deferred Cash Program and the Incentive Compensation Program. The provisions in this Section 7(d) are conditioned upon the Participant's continued compliance with the covenants set forth in Section 5 of this Award Agreement (except Section 5(a), with respect to which the Participant need not comply after the Participant's termination date) until the Deferred Cash and Restricted Units have fully vested and been delivered (or would have been delivered but for a voluntary long-term deferral election), signing and returning a Confirmation Certificate to AllianceBernstein in connection with each vesting date, and executing and complying with a standard release in favor of AllianceBernstein (in a form to be provided by AllianceBernstein); provided, however, that the only remedy available to AllianceBernstein for any breach by the Participant of the covenant set forth in Section 5(b) of this Award Agreement that occurs after the Participant's last date of employment (including any applicable notice period) shall be the forfeiture remedy described in Section 5(e)(i).

(e) Termination For Cause. If AllianceBernstein terminates the Participant's employment for Cause (or, if after termination of the Participant's employment other than for "Cause", as that term is defined in the 2010 Plan, AllianceBernstein determines that an event occurred during the Participant's employment that would have entitled AllianceBernstein to terminate the Participant's employment for Cause), the Participant shall forfeit all unvested Deferred Cash and Restricted Units.

8 . No Right to Continued Employment. Neither the Award nor any term of this Award Agreement is intended to create a contract of employment or alter the at-will status of the Participant, who is employed on an at-will basis, nor shall they confer upon the Participant any right to continue in the employ of AllianceBernstein before, during or after any applicable notice period. In addition, neither the Award nor any term of this Award Agreement shall interfere in any way with the right of AllianceBernstein to terminate the service of the Participant at any time for any reason, or shorten any notice period at any time as prescribed by Section 4 of this Award Agreement.

9 . Non-Transferability. The Participant may not sell, assign, transfer, pledge or otherwise dispose of or encumber any of the Deferred Cash or Restricted Units, or any interest therein, until the Participant's rights in such Deferred Cash or Restricted Units vest in accordance with this Award Agreement. Any purported sale, assignment, transfer, pledge or other disposition or encumbrance in violation of this Award Agreement will be void and of no effect.

10. Payment of Withholding Tax. The provisions set forth in Section 5.04(k) of the Deferred Cash Program and Section 6.04(k) of the Incentive Compensation Program shall apply in the event that AllianceBernstein determines that any federal, state or local tax or any other charge is required by law to be withheld with respect to a vesting or distribution of Deferred Cash or Restricted Units.

11. Dilution and Other Adjustments. The existence of the Award shall not impair the right of AllianceBernstein, Holding or their respective partners to, among other things, conduct, make or effect any change in AllianceBernstein's or Holding's business, any distribution (whether in the form of cash, limited partnership interests, other securities or other property), recapitalization (including, without limitation, any subdivision or combination of limited partnership interests), reorganization, consolidation, combination, repurchase or exchange of limited partnership interests or other securities of AllianceBernstein or Holding, issuance of warrants or other rights to purchase limited partnership interests or other securities of AllianceBernstein or Holding, or any incorporation (or other change in form) of AllianceBernstein or Holding. Holding Units shall be subject to adjustment in accordance with Section 4(c) of the 2010 Plan (or such applicable successor provision).

12. Electronic Delivery. The Plans contemplate that each award shall be evidenced by an Award Agreement which shall be delivered to the Participant. It is hereby understood that electronic delivery of this Award Agreement constitutes delivery under the Plans.

13. Administrator. If at any time there shall be no Committee, the Board shall be the Administrator.

14. Governing Law. This Award Agreement shall be governed by and construed in accordance with the internal laws of the State of New York. The Participant hereby consents to the exclusive jurisdiction of any state or federal court located within the State of New York, County of New York, with respect to any legal action, dispute or otherwise, arising out of, related to, or in connection with this Award Agreement. The Participant hereby waives any objection in any such action or proceeding based on forum non-conveniens, and any objection to venue with respect to any such legal action, which may be instituted in any of the aforementioned courts.

15. Sections and Headings. All section references in this Award Agreement are to sections hereof for convenience of reference only and are not to affect the meaning of any provision of this Award Agreement.

16. Interpretation. The Participant accepts the Award subject to all the terms and provisions of the Plans and this Award Agreement. In the event of any conflict between any clause of the Plans and this Award Agreement, this Award Agreement shall control. The Participant accepts as binding, conclusive and final all decisions or interpretations of the Administrator or Board upon any questions arising under the Plans and/or this Award Agreement.

17 . Notices. Any notice under this Award Agreement shall be in writing and shall be deemed to have been duly given when delivered personally (whether by hand or by facsimile) or when deposited in the United States mail, registered, postage prepaid, and addressed, in the case of AllianceBernstein and Holding, to the Corporate Secretary at 1345 Avenue of the Americas, New York, New York 10105, or if AllianceBernstein should move its principal office, to such principal office, and, in the case of the Participant, to his or her last permanent address as shown on AllianceBernstein's records, subject to the right of either party to designate some other address at any time hereafter in a notice satisfying the requirements of this Section 17.

18 . Entire Agreement; Amendment. This Award Agreement supersedes any and all existing agreements between the Participant, AllianceBernstein and Holding relating to the Award. It may not be amended except by a written agreement signed by both parties.

AllianceBernstein l.p.
AllianceBernstein Holding l.p.

By: /s/ James A. Gingrich
James A. Gingrich
Chief Operating Officer

The Participant hereby acknowledges and accepts the terms and conditions set forth in this Award Agreement, including AllianceBernstein's remedies if the Participant fails to comply with the agreements and covenants set forth in Sections 4 and 5 of this Award Agreement, and the forfeiture of unvested Deferred Cash and Restricted Units for failure to consider certain risks as described in Section 6 of this Award Agreement. To accept the terms of this Award Agreement, please click the "Accept" button below:

ACCEPT

DECLINE

**Schedule A
to
Award Agreement**

1. \$ _____ 2014 Award
2. \$ _____ 2014 Deferred Cash Award (may not exceed the lesser of \$250,000 and 50% of the Award; provided, however, if the Participant is based outside of the United States, is treated as a local hire rather than as an expatriate and received an Award of \$100,000 or less, the Deferred Cash Award may be up to 100% of the Award)
3. _____ Restricted Units have been awarded pursuant to this Award Agreement.
4. The per Holding Unit price used to determine the number of Restricted Units awarded hereunder is \$24.24 per Holding Unit, which is the closing price of a Holding Unit as published for composite transactions on the New York Stock Exchange on December 12, 2014.
5. Restrictions lapse with respect to the Holding Units in accordance with the following schedule:

<u>Date</u>	<u>Percentage of Awarded Holding Units Vested and Delivered¹ on the Date Indicated</u>
December 1, 2015	25.0%
December 1, 2016	50.0%
December 1, 2017	75.0%
December 1, 2018	100.0%

¹ Assuming the Participant has not elected to voluntarily defer receipt of Holding Units.

**Schedule A
to
Award Agreement
for AllianceBernstein Sales Professionals**

1. \$ _____ 2014 Award*
2. \$ _____ 2014 Deferred Cash Award (may not exceed the lesser of \$250,000 and 50% of the Award; provided, however, if the Participant is based outside of the United States, is treated as a local hire rather than as an expatriate and received an Award of \$100,000 or less, the Deferred Cash Award may be up to 100% of the Award)*
3. _____ Restricted Units have been awarded pursuant to this Award Agreement.2*
4. The per Holding Unit price used to determine the number of Restricted Units awarded hereunder is \$ _____ per Holding Unit, which is the closing price of a Holding Unit as published for composite transactions on the New York Stock Exchange on December 12, 2014.
5. Restrictions lapse with respect to the Holding Units in accordance with the following schedule:

<u>Date</u>	<u>Percentage of Awarded Holding Units Vested and Delivered¹ on the Date Indicated</u>
December 1, 2015	25.0%
December 1, 2016	50.0%
December 1, 2017	75.0%
December 1, 2018	100.0%

* The amount of the 2014 Award, 2014 Deferred Cash Award and the number of Restricted Units awarded pursuant to this Award Agreement are based on an estimate of Total Variable Compensation ("TVC"). The final amounts will be calculated once TVC is finalized in early 2015 and, if the final amounts differ from the estimates stated above, the 2014 Award amount, the amount of the Deferred Cash Award and the number of Restricted Units awarded pursuant to this Agreement will be adjusted accordingly.

¹Assuming the Participant has not elected to voluntarily defer receipt of Holding Units.

2010 Long Term Incentive Plan, as Amended
Award Agreement

Award Agreement, dated as of May 15, 2014, among AllianceBernstein L.P. (“**Partnership**”), AllianceBernstein Holding L.P. (“**Holding**”) and <<PARTICIPANT>> (“**Participant**”), a member of the Board of Directors of AllianceBernstein Corporation (“**Board**”), the general partner of the Partnership and Holding.

Whereas, the Board, pursuant to the Partnership’s 2010 Long Term Incentive Plan, as amended (“**Plan**”), a copy of which has been delivered to the Participant, has granted to the Participant an award (“**Award**”), based on an election by the Participant, that consists of either (1) an option (“**Option**”) to purchase the number of units representing assignments of beneficial ownership of limited partnership interests in Holding (“**Units**”) where the Option has a value of \$120,000 calculated in accordance with Black-Scholes methodology, (2) the number of Units having an aggregate fair value of \$120,000 based on the closing price of a Unit on May 15, 2014 as reported for New York Stock Exchange composite transactions (“**May 15 Closing Price**”), which Units are subject to certain restrictions described herein (“**Restricted Units**”), or (3) (a) an Option to purchase the number of Units where the Option has a value of \$60,000 calculated in accordance with Black-Scholes methodology and (b) the number of Restricted Units having an aggregate fair value of \$60,000 based on the May 15 Closing Price; and

Whereas, the form by which the Participant made such election is attached hereto as Schedule A; and

Whereas, the Board has authorized the execution and delivery of this Award Agreement;

Now, Therefore, in accordance with the grant of the Award, and as a condition thereto, the Partnership, Holding and the Participant agree as follows:

1 . Grant. Subject to and under the terms and conditions set forth in this Award Agreement and the Plan, the Board hereby awards the Participant:

(a) an Option to purchase from the Partnership the number of Units set forth in Section 1 of Schedule B, at the per Unit price set forth in Section 2 of Schedule B, subject to the vesting schedule set forth in Section 3 of Schedule B; and/or

(b) the number of Restricted Units set forth in Section 4 of Schedule B, subject to the vesting schedule set forth in Section 5 of Schedule B.

2 . Term and Vesting Schedule. (a) Subject to Section 4(a) below, the Option shall not be exercisable to any extent prior to May 15, 2015 or after May 15, 2024 (“**Expiration Date**”). Subject to the terms and conditions of this Award Agreement and the Plan, the Participant shall be entitled to exercise the Option prior to the Expiration Date and to purchase Units pursuant to the Option in accordance with the schedule set forth in Section 3 of Schedule B.

The right to exercise the Option shall be cumulative so that to the extent the Option is not exercised when it becomes initially exercisable with respect to any Units, it shall be exercisable with respect to such Units at any time thereafter until the Expiration Date. Any Units subject to the Option that have not been purchased on or before the Expiration Date may not, thereafter, be purchased hereunder. A Unit shall be considered to have been purchased on or before the Expiration Date if the Partnership has been given notice of the purchase and the Partnership has actually received payment therefor pursuant to Sections 3(a) and 14, on or before the Expiration Date.

(b) The Restricted Units shall vest in accordance with the schedule set forth in Section 5 of Schedule B and shall be distributed to the Participant promptly after vesting.

3. Notice of Exercise, Payment, Certificate and Account. (a) Exercise of the Option, in whole or in part, shall be by delivery of a written notice to the Partnership and Holding pursuant to Section 14, which specifies the number of Units being purchased and is accompanied by payment therefor in cash. The Participant may pay the Partnership as many as three business days subsequent to the exercise date through a financial intermediary designated by the Board. Promptly after receipt of such notice and purchase price, the Partnership shall cause the Partnership’s transfer agent (“**Transfer Agent**”), currently Computershare Shareowner Services LLC, to deliver the number of Units purchased. Units to be issued upon the exercise of the Option may be authorized and unissued Units or Units that have been reacquired by the Partnership, a subsidiary of the Partnership, Holding or a subsidiary of Holding.

(b) The Partnership shall establish an uncertificated account (“**Account**”) with the Transfer Agent representing the Restricted Units within a reasonable time after the Participant’s execution and delivery of this Award Agreement. The Partnership shall deliver to the Participant a certificate representing Units that have vested pursuant to this Award Agreement within a reasonable time after such Units vest. The Transfer Agent will adjust the Account to reflect the number of Units covered by each such certificate and will reduce the Account to the extent that any unvested Restricted Units are forfeited pursuant to the terms of this Award Agreement.

4. Termination. (a) The Option may be exercised by the Participant and the Restricted Units may be distributed to the Participant only while the Participant serves on the Board; provided, however, that upon termination of the Participant's service by reason of the Participant's voluntary mid-term resignation, declining to stand for re-election (whether as a result of the general partner's mandatory retirement program or otherwise), becoming an employee of the Partnership or a subsidiary thereof, or because the Participant incurs a Disability, the outstanding portion of the Option held by the Participant on the date of such termination shall continue to become exercisable as specified in Section 3 of Schedule B and shall expire on the earlier of the Expiration Date and the date that is five years from the date of such termination, and the outstanding Restricted Units held by the Participant on the date of such termination shall be distributed to the Participant promptly after the date of such termination. In the event of the death of the Participant (whether before or after termination of service), the outstanding portion of the Option held by the Participant (and not previously canceled or expired) on the date of death shall be fully exercisable by the Participant's legal representative within one year of the date of death (without regard to Section 3 of Schedule B, but not later than the Expiration Date), and the outstanding Restricted Units held by the Participant on the date of death shall be distributed to the Participant's beneficiary (or the Participant's estate, if the Participant has not designated a beneficiary) promptly after such date. "**Disability**" means the Participant's inability to engage in any substantial gainful activity by reason of any medically determinable physical or mental impairment that can be expected to last for a continuous period of not less than 12 months, as determined by the carrier of the long-term disability insurance program maintained by the Partnership or its affiliate that covers the Participant, if any, or such other person or entity designated by the Partnership in its sole discretion. In order to assist in the process described in this paragraph, the Participant shall, as reasonably requested by the Partnership or its designee, (i) be available for medical examinations by one or more physicians chosen by the long-term disability insurance provider or the Partnership and approved by the Participant, whose approval shall not unreasonably be withheld, and (ii) grant the long-term disability insurance provider, the Partnership and any such physicians access to all relevant medical information concerning the Participant, arrange to furnish copies of medical records to them, and use best efforts to cause the Participant's own physicians to be available to discuss the Participant's health with them.

(b) The Participant shall immediately forfeit the vested and unvested portions of both the Option and the Restricted Units awarded under this Award Agreement if the Participant's service as a Director is terminated for Cause. "**Cause**" shall mean the Participant's (1) continuing willful failure to perform his duties as a Director (other than as a result of his total or partial incapacity due to physical or mental illness), (2) gross negligence or malfeasance in the performance of his duties, (3) a finding by a court or other governmental body with proper jurisdiction that an act or acts by the Participant constitutes (A) a felony under the laws of the United States or any state thereof, or (B) a violation of federal or state securities law, by reason of which finding the Board determines in good faith that the continued service of the Participant would be seriously detrimental to the Partnership and its business, (4) in the absence of such a finding by a court or other governmental body with proper jurisdiction, such a determination in good faith by the Board by reason of such act or acts constituting such a felony, serious crime or violation, or (5) any breach by the Participant of any obligation of confidentiality, non-competition, or non-solicitation to the Partnership.

5. No Right to Continued Directorship. The granting of the Award shall not confer upon the Participant any right to continue to be retained as a Director, and shall not interfere in any way with the right of the Partnership to terminate the service of the Participant at any time for any reason.

6 . Non-Transferability. (a) The Option is not transferable other than by will or the laws of descent and distribution and, except as otherwise provided in Section 4, during the lifetime of the Participant this Option is exercisable only by the Participant; except that a Participant may transfer this Option, without consideration, subject to such rules as the Board may adopt to preserve the purposes of the Plan (including limiting such transfers to transfers by Participants who are Director Participants or senior executives), to a trust solely for the benefit of the Participant and the Participant's spouse, children or grandchildren (including adopted and stepchildren and grandchildren).

(b) Except as otherwise provided in this Award Agreement, the Participant may not sell, assign, transfer, pledge or otherwise dispose of or encumber any of the Units subject to the Option or any of the Restricted Units, or any interest therein, until the Participant's rights in such Units vest in accordance with this Award Agreement. Any purported sale, assignment, transfer, pledge or other disposition or encumbrance in violation of this Award Agreement will be void and of no effect.

7 . Payment of Withholding Tax. (a) In the event that the Partnership or Holding determines that any federal, state or local tax or any other charge is required by law to be withheld with respect to the exercise of the Option or the grant of the Restricted Units, the Participant shall, either directly or through a financial intermediary, promptly pay to the Partnership, a subsidiary specified by the Partnership, Holding or a subsidiary specified by Holding, on four business days' notice, an amount equal to such withholding tax or charge, or (b) if the Participant does not promptly so pay the entire amount of such withholding tax or charge in accordance with such notice, or make arrangements satisfactory to the Partnership and Holding regarding payment thereof, the Partnership, any subsidiary of the Partnership, Holding or any subsidiary of Holding may withhold the remaining amount thereof from any amount due the Participant from the Partnership, its subsidiary, Holding or its subsidiary.

8 . Dilution and Other Adjustments. The existence of the Award shall not impair the right of the Partnership, Holding or their respective partners to, among other things, conduct, make or effect any change in the Partnership's or Holding's business, any distribution (whether in the form of cash, limited partnership interests, other securities, or other property), recapitalization (including, without limitation, any subdivision or combination of limited partnership interests), reorganization, consolidation, combination, repurchase or exchange of limited partnership interests or other securities of the Partnership or Holding, issuance of warrants or other rights to purchase limited partnership interests or other securities of the Partnership or Holding, or any incorporation of the Partnership or Holding. In the event of such a change in the partnership interests of the Partnership or Holding, the Board shall make such adjustments to the Award, including the purchase price of the Option specified in Section 2 of Schedule B, as it deems appropriate and equitable. In the event of incorporation of the Partnership or Holding, the Board shall make such arrangements as it deems appropriate and equitable with respect to the Award for the Participant to purchase stock in the resulting corporation in place of the Units subject to the Option and the Restricted Units. Any such adjustment or arrangement may provide for the elimination of any fractional Unit or shares of stock that might otherwise become subject to the Option. Any decision by the Board under this Section shall be final and binding upon the Participant.

9. Rights as an Owner of a Unit. (a) The Participant (or a transferee of the Option pursuant to Sections 4 and 6 hereof) shall have no rights as an owner of a Unit with respect to any Unit covered by the Option until he or she becomes the holder of record of such Unit, which shall be deemed to occur at the time that notice of purchase is given and payment in full is received by the Partnership and Holding under Sections 3(a) and 14 of this Award Agreement. By such actions, the Participant (or such transferee) shall be deemed to have consented to, and agreed to be bound by, all other terms, conditions, rights and obligations set forth in the then current Amended and Restated Agreement of Limited Partnership of Holding and the then current Amended and Restated Agreement of Limited Partnership of the Partnership ("**Partnership Agreement**"). Except as provided in Section 8 hereof, no adjustment shall be made with respect to any Unit for any distribution for which the record date is prior to the date on which the Participant becomes the holder of record of the Unit, regardless of whether the distribution is ordinary or extraordinary, in cash, securities or other property, or of any other rights.

(b) Except as provided in the Partnership Agreement, as of the date of this Award Agreement, the Participant shall have all of the rights under the Partnership Agreement that a Unitholder would have with respect to the Restricted Units awarded to the Participant hereunder (including, without limitation, the right to receive quarterly distributions payable with respect to such Units on or after that date).

10. Administrator. The Board shall be the Administrator.

11. Governing Law. This Award Agreement shall be governed by and construed in accordance with the internal laws of the State of New York.

12. Entire Agreement; Amendment. This Award Agreement supersedes any and all existing agreements between the Participant, the Partnership and Holding relating to the Option and Restricted Unit awards. It may not be amended except by a written agreement signed by both parties.

13. Interpretation. The Participant accepts this Award subject to all the terms and provisions of the Plan, which shall control in the event of any conflict between any provision of the Plan and this Award Agreement, and accepts as binding, conclusive and final all decisions or interpretations of the Board upon any questions arising under the Plan and/or this Award Agreement.

14. Notices. Any notice under this Award Agreement shall be in writing and shall be deemed to have been duly given when delivered personally or when deposited in the United States mail, registered, postage prepaid, and addressed, in the case of the Partnership and Holding, to the Corporate Secretary or an Assistant Secretary at 1345 Avenue of the Americas, New York, New York 10105, or if the Partnership should move its principal office, to such principal office, and, in the case of the Participant, to his last permanent address as shown on the Partnership's records, subject to the right of either party to designate some other address at any time hereafter in a notice satisfying the requirements of this Section.

15. Sections and Headings. All section references in this Award Agreement are to sections hereof for convenience of reference only and are not to affect the meaning of any provision of this Award Agreement.

AllianceBernstein I.p.

By: _____
James A. Gingrich
Chief Operating Officer

AllianceBernstein Holding I.p.

By: _____
James A. Gingrich
Chief Operating Officer

/s/ _____
<<PARTICIPANT>>

AllianceBernstein 2010 Long Term Incentive Plan, As Amended
2014 Equity Compensation Election Form

Election Form, dated as of January 31, 2014, among AllianceBernstein L.P. (“**Partnership**”), AllianceBernstein Holding L.P. (“**AllianceBernstein Holding**”) and the undersigned (“**Participant**”), a member of the Board of Directors of AllianceBernstein Corporation (“**Board**”), the general partner of the Partnership and Holding.

Whereas, the Board determined at its meeting held on August 1, 2012 that the equity grant to each Non-Management Director (consisting of options and/or AllianceBernstein Holding units) shall be based on the election by each such Director, in January of each year, to receive, pursuant to the AllianceBernstein 2010 Long Term Incentive Plan, as amended, or any successor equity compensation plan, an award consisting of (1) an option to purchase the number of AllianceBernstein Holding units where the option has a value of \$120,000 calculated in accordance with Black-Scholes methodology, (2) the number of AllianceBernstein Holding units having a value of \$120,000 based on the closing price of AllianceBernstein Holding units on the date of grant as reported for New York Stock Exchange composite transactions, or (3) an equity grant consisting of (a) an option to purchase a number of AllianceBernstein Holding units where the option has a value of \$60,000 calculated in accordance with Black-Scholes methodology and (b) the number of AllianceBernstein Holding units having a value of \$60,000 based on the closing price of AllianceBernstein Holding units on the date of grant as reported for New York Stock Exchange composite transactions;

Now, Therefore, I hereby elect to receive my 2014 equity compensation award, pursuant to the AllianceBernstein 2010 Long Term Incentive Plan, as amended, in the following form:

- an option to purchase the number of AllianceBernstein Holding units where the option has a value of \$120,000 calculated in accordance with Black-Scholes methodology;
- the number of AllianceBernstein Holding units having a value of \$120,000 based on the closing price of AllianceBernstein Holding units on the date of grant as reported for New York Stock Exchange composite transactions; or

an equity award consisting of (a) an option to purchase the number of AllianceBernstein Holding units where the option has a value of \$60,000 calculated in accordance with Black-Scholes methodology, and (b) the number of AllianceBernstein Holding units having a value of \$60,000 based on the closing price of AllianceBernstein Holding units on the date of grant as reported for New York Stock Exchange composite transactions.

By: /s/ <<PARTICIPANT>>

Name: <<PARTICIPANT>>

Date: January [], 2014

Schedule B

1. The number of Units that the Participant is entitled to purchase pursuant to the Option granted under this Award Agreement is _____.
2. The per Unit price to purchase Units pursuant to the Option granted under this Award Agreement is \$22.99 per Unit.
3. Percentage of Units With Respect to Which the Option First Becomes Exercisable on the Date Indicated

1. May 15, 2015	33.3%
2. May 15, 2016	66.6%
3. May 15, 2017	100.0%

4. _____ Restricted Units have been awarded pursuant to this Award Agreement.
5. Restrictions lapse with respect to the Units in accordance with the following schedule:

<u>Date</u>	Percentage of Units Vested on the <u>Date Indicated</u>
May 15, 2017	100.0%

Guidelines for Transfer of AllianceBernstein L.P. Units

No transfer of ownership of the units of AllianceBernstein L.P. (the private partnership) is permitted without prior approval of AllianceBernstein and AXA Equitable Life Insurance Company ("AXA Equitable").

Under the terms of the Transfer Program, transfers of ownership will be considered once every calendar quarter.

To sell your Units to a third party:

- You must first identify the buyer for your Units. AllianceBernstein cannot maintain a list of prospective buyers.
- The unitholder and the prospective buyer must submit a request for transfer of ownership of the Units and obtain approval of AllianceBernstein and AXA Equitable for the transaction.
- Documentation required for consideration of approval includes:
 - Unit Certificate(s)
 - Executed "Stock" Power Form, with guaranteed signature
 - Letter from Seller
 - Letter from Purchaser

To have private Units re-registered to your name if they have been left to you by a deceased party:

- The beneficiary must obtain approval of AllianceBernstein and AXA Equitable for the transfer of units.
- Documentation required for consideration of approval includes:
 - Unit Certificate(s)
 - Executed "Stock" Power Form, with guaranteed signature
 - Copy of death certificate
 - Required Inheritance Tax Waiver for applicable states
- Additional required documentation (which varies by state) should be verified with AllianceBernstein's transfer agent, Computershare, at 866-737-9896 and www.computershare.com/investor.

To donate the Units:

- The donor must obtain approval of AllianceBernstein and AXA Equitable for the transfer of units.
- Documentation required for consideration of approval includes:
 - Unit Certificate(s)
 - Executed "Stock" Power Form, with guaranteed signature
 - Letter from Transferee
- Additional required documentation should be verified with AllianceBernstein's transfer agent, Computershare, at 866-737-9896 and www.computershare.com/investor.

To re-register your certificate to reflect a legal change of name or change in custodian:

- The unitholder must obtain approval of AllianceBernstein and AXA Equitable for the change of name/registration on the unit certificate.
- Documentation required for consideration of approval includes:
 - Unit Certificate(s)
 - Executed "Stock" Power Form, with guaranteed signature
 - Specific instruction letter indicating the manner in which the new unit certificate should be registered
- Additional required documentation should be verified with AllianceBernstein's transfer agent, Computershare, at 866-737-9896 and www.computershare.com/investor.

Once AllianceBernstein and AXA Equitable approve the transfer request, AllianceBernstein will inform you of the approval and begin processing the transfer.

You should not begin to prepare necessary documentation until you have contacted:

David Lesser
 Legal and Compliance Department – Transfer Program
 AllianceBernstein L.P.
 1345 Avenue of the Americas
 New York, NY 10105
 Phone: (212) 969-1429
 Email: david.lesser@abglobal.com

SUMMARY OF ALLIANCEBERNSTEIN L.P.'S LEASE AT
1345 AVENUE OF THE AMERICAS, NEW YORK, NEW YORK

TABLE OF CONTENTS

Parties and Documents	1
Demised Premises	4
Monthly Fixed Rent	7
Electricity	12
Tax Escalation	15
Expense Escalation	17
Cleaning	19
Maintenance and Repairs	22
Alterations	23
Miscellaneous Matters Relating to Improvements	24
SNDA & Estoppel	26
Insurance and Liability	27
Use	28
Term	29
Services	31
Casualty/Condemnation	35
Assignment/Subletting	36
Rights to Additional Space	38
Default and Landlord Remedies	40
Access	42
Notices	43

PARTIES

Landlord: 1345 Leasehold LLC, a Delaware limited liability company (“Landlord”)

Tenant: AllianceBernstein L.P. (formerly known as Alliance Capital Management L.P.), a Delaware limited partnership (“Alliance”)

DOCUMENTS

Agreement of Lease dated July 3, 1985 among The Fisher-Sixth Avenue Company and Hawaiian Sixth Avenue Corp. as landlord, and Alliance Capital Management Corporation, as tenant (“orig.”)

Supplemental Agreement dated September 30, 1985 among The Fisher-Sixth Avenue Company and Hawaiian Sixth Avenue Corp. as landlord, and Alliance Capital Management Corporation, as tenant (“Sup1”)

Second Supplemental Agreement dated December 31, 1985 among The Fisher-Sixth Avenue Company and Hawaiian Sixth Avenue Corp. as landlord, and Alliance Capital Management Corporation, as tenant

Third Supplemental Agreement dated July 29, 1987 among The Fisher-Sixth Avenue Company and Hawaiian Sixth Ave. Corp. as landlord, and Alliance Capital Management Corporation, as tenant

Fourth Supplemental Agreement dated February, 1989 among The Fisher-Sixth Avenue Company and Hawaiian Sixth Ave. Corp. as landlord, and Alliance, as tenant (“Sup4”)

Fifth Supplemental Agreement dated October 9, 1989 among The Fisher-Sixth Avenue Company and Hawaiian Sixth Ave. Corp. as landlord, and Alliance, as tenant (“Sup5”)

Sixth Supplemental Agreement dated December 13, 1991 among The Fisher-Sixth Avenue Company and Hawaiian Sixth Ave. Corp. as landlord, and Alliance, as tenant (“Sup6”)

Seventh Supplemental Agreement dated May 27, 1993 among The Fisher-Sixth Avenue Company and Hawaiian Sixth Ave. Corp. as landlord, and Alliance, as tenant (“Sup7”)

Eighth Supplemental Agreement dated June 1, 1994 among The Fisher-Sixth Avenue Company and Hawaiian Sixth Ave. Corp. as landlord, and Alliance, as tenant (“Sup8”)

Ninth Supplemental Agreement dated August 16, 1994 among The Fisher-Sixth Avenue Company and Hawaiian Sixth Ave. Corp. as landlord, and Alliance, as tenant (“Sup9”)

Tenth Supplemental Agreement dated December 31, 1994 among The Fisher-Sixth Avenue Company and Hawaiian Sixth Ave. Corp. as landlord, and Alliance, as tenant (“Sup10”)

Eleventh Supplemental Agreement dated April 30, 1995 among The Fisher-Sixth Avenue Company and Hawaiian Sixth Ave. Corp. as landlord, and Alliance, as tenant (“Sup11”)

Letter Agreement dated December 21, 1995 among The Fisher-Sixth Avenue Company and Hawaiian Sixth Ave. Corp., Carter-Wallace, Inc., Arnhold and S. Bleichroeder, Inc. and Alliance (“LTR1”)

Letter Agreement dated December 21, 1995 among The Fisher-Sixth Avenue Company, Hawaiian Sixth Ave. Corp. and Alliance

Twelfth Supplemental Agreement dated September 9, 1998 between 1345 Leasehold Limited Partnership and Alliance (“Sup12”)

Letter Agreement dated October 7, 1998 between 1345 Leasehold Limited Partnership and Alliance

Thirteenth Supplemental Agreement dated March 15, 1999 between 1345 Leasehold Limited Partnership and Alliance (“Sup13”)

Fourteenth Supplemental Agreement dated February 8, 2000 between 1345 Leasehold Limited Partnership and Alliance (“Sup14”)

Fifteenth Supplemental Agreement dated August 3, 2000 between 1345 Leasehold Limited Partnership and Alliance (“Sup15”)

Letter dated September 7, 2000 from Alliance to Landlord (“LTR2”)

Sixteenth Supplemental Agreement dated August 31, 2001 between 1345 Leasehold Limited Partnership and Alliance (“Sup16”)

Seventeenth Supplemental Agreement dated October 31, 2001 between 1345 Leasehold Limited Partnership and Alliance (“Sup17”)

Eighteenth Supplemental Agreement dated February 15, 2002 between 1345 Leasehold Limited Partnership and Alliance (“Sup18”)

Nineteenth Supplemental Agreement dated December 4, 2002 between 1345 Leasehold Limited Partnership and Alliance (“Sup19”)

Twentieth Supplemental Agreement dated December 4, 2002 between 1345 Leasehold Limited Partnership and Alliance (“Sup20”)

Letter Agreement dated December 4, 2002 between Alliance and Hearst Communications, Inc. (“LTR3”)

Twenty-first Supplemental Agreement dated December 22, 2003 between Landlord and Alliance (“Sup21”)

Twenty-second Supplemental Agreement dated October 31, 2004 between Landlord and Alliance (“Sup22”)

Twenty-third Supplemental Agreement dated June 30, 2007 between Landlord and Alliance (“Sup23”)

Twenty-fourth Supplemental Agreement dated July 31, 2007 between Landlord and Alliance (“Sup24”)

Twenty-fifth Supplemental Agreement dated July 31, 2007 between Landlord and Alliance (“Sup25”)

Twenty-sixth Supplemental Agreement dated July 31, 2007 between Landlord and Alliance (“Sup26”)

Twenty-seventh Supplemental Agreement dated August 30, 2008 between Landlord and Alliance (“Sup27”)

Twenty-eighth Supplemental Agreement dated May 2, 2014 between Landlord and Alliance (“Sup28”)

Cleaning Agreements

Cleaning Agreement (“CAO”) dated August 16, 1994 between 1345 Cleaning Service Co. (“Original Cleaning Contractor”) and Alliance regarding the office space

First Amendment to Cleaning Agreement (“CAO-1”) dated December 31, 1994 between Original Cleaning Contractor and Alliance

Second Amendment to Cleaning Agreement (“CAO-2”) dated April 30, 1995 between Original Cleaning Contractor and Alliance

Third Amendment to Cleaning Agreement (“CAO-3”) dated September 9, 1998 between Original Cleaning Contractor and Alliance

Fourth Amendment to Cleaning Agreement (“CAO-4”) dated February 8, 2000 between Original Cleaning Contractor and Alliance

Fifth Amendment to Cleaning Agreement (“CAO-5”) dated August 3, 2000 between Original Cleaning Contractor and Alliance

Sixth Amendment to Cleaning Agreement (“CAO-6”) dated August 31, 2001 between Original Cleaning Contractor and Alliance

Seventh Amendment to Cleaning Agreement (“CAO-7”) dated October 31, 2001 between Original Cleaning Contractor and Alliance

Eighth Amendment to Cleaning Agreement (“CAO-8”) dated February 15, 2002 between Original Cleaning Contractor and Alliance

Ninth Amendment to Cleaning Agreement (“CAO-9”) dated October 31, 2004 between Original Cleaning Contractor and Alliance

Tenth Amendment to Cleaning Agreement (“CAO-10”) dated July 31, 2007 between 1345 Cleaning Service Company II, L.P. (“Cleaning Contractor”) and Alliance

Eleventh Amendment to Cleaning Agreement (“CAO-11”) dated July 31, 2007 between Cleaning Contractor and Alliance

Twelfth Amendment to Cleaning Agreement (“CAO-12”) dated July 31, 2007 between Cleaning Contractor and Alliance

Cleaning Agreement (“CAG”) dated as of March 15, 1999 between Original Cleaning Contractor and Alliance regarding the ground floor space

SNDAs

Subordination, Non-Disturbance and Attornment Agreement (Ground Lease) dated August 3, 2000 between 1345 Fee Limited Partnership, as owner, and Alliance, as tenant (“SNDA-G”)

Subordination, Nondisturbance and Attornment Agreement dated July 6, 2005 between Alliance, Morgan Stanley Mortgage Capital Inc. and UBS Real Estate Investments Inc. (“SNDA-M”)

First Amendment to Subordination, Nondisturbance and Attornment Agreement dated July 6, 2005 between Alliance and LaSalle Bank National Association, as Trustee

DEMISED PREMISES

Floor (entire floor unless otherwise noted)	Delivery Date
Concourse (part) (Sup15 §23(a), Sup17 §13, Sup23 §2a)	Delivered.
Ground Floor (part) **	The Ground Floor (part) formerly leased to Alliance has been surrendered and deleted from the demised premises. Landlord has leased the Ground Floor (part) to Wachovia Bank, National Association ("Wachovia") pursuant to the Agreement of Lease dated December 22, 2003 (the "Wachovia Lease"), for a term coterminous with Alliance's lease which Wachovia may extend pursuant to its three 5-year extension options. If the term of the Wachovia Lease expires or terminates prior to the expiration or termination of Alliance's lease, then, on the day after said termination, the Ground Floor (part) will be added back to the demised premises on substantially the same terms (including the rent terms) as were in effect prior to its surrender and deletion from the demised premises (Sup21 §3). For more information regarding the terms of the surrender of Ground Floor part, see below.
2, 8, 9, 11 through 14 (Sup15 §2(a); Ltr2; Sup16 §11)	Delivered.
10 (Sup19 §3(a)) ***	Delivered.
15 (Sup12 §2(a))	Delivered.
16 (Sup12 §2(b))	Delivered.
17 (Sup16 §2(b); Sup17 §2(b); Sup18 §2(b); Sup22 §2(b))	Delivered.
31 (part) (Sup7 §2(c))	Delivered.
31 (part) (Sup24 §2(a))	Delivered.
32 (Sup6 §2)	Delivered.
33 (Sup7 §2(a))	Delivered.
34 (NW Cor. 94) (Sup8 §2(a))	Delivered.
34 (NW Cor. 95) (Sup8 §1(c))	Delivered.
34 (balance) (Sup7 §2(b))	Delivered.
35 (Sup14 §2(a))	Delivered.

36 (Sup14 §2(b))	Delivered.
37 (NE Cor.) (orig. intro.)	Delivered.
37 (NW Cor.) (orig. §46.01)	Delivered.
37 (SE Cor.) (Sup1 §2)	Delivered.
37 (SW Cor.) (Sup5 §2)	Delivered.
38 (orig. intro.)	Delivered.
39 (Sup4 §2)	Delivered.
40, 41 and 45 (Sup9 §3(a); LTR1 par 2)	Delivered.
42 (Sup25 §2(a))	Delivered.
43 and 44 (Sup26 §2(a))	Delivered.

****Ground Floor (part):**

For a summary of the payments Alliance makes in lieu of rent and the credits Alliance receives in respect of the Ground Floor (part), see Monthly Fixed Rent, Tax Escalation and Expense Escalation. Other terms of the surrender and deletion of Ground Floor (part) from the demised premises are summarized below.

- **Enforcement:** Landlord will make reasonable efforts to enforce the Wachovia Lease (including the rent obligations). If Wachovia defaults under the Wachovia Lease, then Alliance may, at its option, participate in any action Landlord takes in respect of said default. If Landlord does not take any action, then Alliance may, at its option, (1) cause the Landlord to assign its right to proceed against Wachovia, in which case Alliance may then proceed directly against Wachovia provided that Alliance indemnifies Landlord from any loss arising from such action, or (2) require the Landlord to proceed against Wachovia in which case Alliance will reimburse Landlord within 30 days after demand for any reasonable out-of-pocket expenses incurred by Landlord in respect of enforcing the Wachovia Lease (Sup21 §4(f)).
- **Amendments, Terminations, Extensions and Consents:** Landlord is prohibited from amending the Wachovia Lease or waiving any provision thereof without first obtaining Alliance's consent. Alliance must be reasonable in respect of consenting to any amendment that would not have an economic or adverse impact on Alliance and Alliance's failure to respond to a request for such a consent within 5 business days of receipt is deemed consent. Landlord is prohibited from terminating the term of the Wachovia Lease except in the event of a default thereunder or extending the term of the Wachovia Lease except pursuant to the express provisions thereof without first obtaining Alliance's consent (Sup21 §5(a)). Landlord is prohibited from granting its consent to any matter contemplated by the Wachovia Lease (e.g., subleases and alterations) without first obtaining Alliance's consent. Alliance's rights in respect of Wachovia signage is summarized in more detail below. Alliance is required to be reasonable in granting its consent to any such matter if Landlord is obligated to be reasonable under the Wachovia Lease. Alliance is required to respond in the same time period as Landlord is obligated to respond to any request for consent and Alliance will be deemed to have given its consent if it fails to respond (Sup21 §5(c); LTR3 §3).

- Signage: Wachovia is prohibited from displaying signage on the window, doors or the exterior of the perimeter walls of its demised premises unless Wachovia obtains the prior written reasonable consent of the Landlord and said signage is in conformity with the building standard sign program (Wachovia Lease §46.2(e)). However, Wachovia has the right to install signage on the interior and exterior of the demised premises that conforms with Wachovia's standard national or NYC signage program provided that said signage pertains primarily to general retail banking, safe deposits or electronic banking and not to certain permitted ancillary uses (e.g. brokerage, insurance, investment services). Nevertheless, Wachovia has the right to display temporary signage which describes said ancillary uses in certain designated areas provided that Wachovia is obligated to remove said signage if either Landlord or Alliance reasonably believes that said temporary signage is not in keeping with the quality or character of the building. The size and location of signage on or visible from the exterior of the Ground Floor (part) is subject to the reasonable approval and Landlord and Alliance. Wachovia also has the right to display promotional banners provided the size, color and location of said banners is subject to the reasonable approval of Landlord and Alliance. Landlord's (and, therefore, Alliance's) failure to respond within 15 business days to any request for consent regarding signage is deemed consent (Wachovia Lease §46.3(a)).
- Assignment/Subletting Profits: Landlord and Alliance will share equally any sublease or assignment of lease profits payable to Landlord under the Wachovia Lease (Sup21 §6(a)).
- Hold Over by Wachovia: If Wachovia holds over following the termination of the Wachovia Lease term, then Landlord will promptly commence summary dispossess proceedings and will use commercially reasonable efforts to evict Wachovia. Landlord will pay to Alliance any amounts recovered from Wachovia arising from said proceedings after first deducting Landlord's actual out-of-pocket expenses, provided that if the amounts paid over by Landlord exceed the sums paid by Alliance in respect of the Ground Floor (part) for the corresponding period, then Landlord will be permitted to retain 50% of said excess (Sup21 §8).
- Reimbursement of Landlord on Account of Payments to Cushman & Wakefield, Inc.: Alliance will reimburse Landlord up to \$601,854.52 in respect of any amounts paid by Landlord to Cushman & Wakefield, Inc. arising from Sup21 (Sup21 §10).

MONTHLY FIXED RENT

Concourse (part):

Approximately 3,000 rsf:

12/01/01 through 11/30/06:	\$ 7,000 (Sup17 §13(b)(i))
12/01/06 through 11/30/11:	\$ 8,250 (Sup17 §13(b)(ii))
12/01/11 through 12/31/19:	\$ 9,500 (Sup17 §13(b)(iii))

Balance of Concourse Space Leased Pursuant to Sup15:

Date the concourse space (or portion thereof) is included in the demised premises through the day before the 5th anniversary of such inclusion date: \$28 per rsf (Sup15 §23(d)).

5th anniversary of such inclusion date through the day before the 10th anniversary of such inclusion date: \$33 per rsf (Sup15 §23(d)).

10th anniversary of such inclusion date through 12/31/19: \$38 per rsf (Sup15 §23(d)).

Concourse Space Leased Pursuant to Sup23:

Date the concourse space is included in the demised premises through the day before the 5th anniversary of such inclusion date: \$9,616.25 (Sup23 §3(a)(1)).

5th anniversary of such inclusion date through the day before the 10th anniversary of such inclusion date: \$10,440.50 (Sup23 §3(a)(2)).

10th anniversary of such inclusion date through 12/31/19: \$11,264.75 (Sup23 §3(a)(3)).

Ground Floor (part) - Payments in Lieu of Rent and Credits:

Notwithstanding that the Ground Floor (part) has been deleted from the demised premises, Alliance is obligated to pay monthly installments equal to the fixed rent and the tax and operating expense escalation payments Alliance would have been obligated to pay had the Ground Floor (part) not been deleted from the demised premises. The rate for the payment in lieu of the fixed rent payment is described below and the payments in lieu of the tax and operating expense escalations are described in the applicable portions of this summary.

Payment in Lieu of Fixed Rent.

01/16/05 through 01/15/10:	\$ 58,333.33 (Sup13 §3(a)(2))
01/16/10 through 12/31/19:	\$ 62,500.00 (Sup13 §3(a)(3); Sup20 §3(b))

Wachovia Credit

Wachovia pays monthly installments of fixed rent as follows (assuming that the lease commencement date was January 1, 2004):

06/01/07 through 05/31/10:	\$ 107,662.50
06/01/10 through 05/31/13:	\$ 118,428.75
06/01/13 through 05/31/16:	\$ 130,271.58
06/01/16 through 12/30/19:	\$ 143,298.79

Wachovia also pays a tax escalation based on a 0.483% share of the excess over a 2003/04 base year.

Each month, Landlord and Alliance apportion the fixed rent and tax escalation payments (if any) made by Wachovia that month and the portion to which Alliance is entitled is a credit against rent next payable. The apportionment is done as follows:

First, to Alliance up to the sum of the fixed rent and tax and operating expense escalation payments Alliance made for such month in respect of the Ground Floor (part);

Second, to Alliance up to \$10,408.26 a month provided that the aggregate of such installments cannot exceed \$1,935,941.10);

Third, to Landlord up to \$2,889.79 a month provided that the aggregate of such installments cannot exceed \$537,500; and

Finally, any remainder is shared equally between Landlord and Tenant (Sup21 §4).

2nd, 8th, 9th, 11th through 14th Floors:

09/01/04 through 08/31/09:	\$ 1,419,941.25 (Sup15 §3(a); Sup19 §26)
09/01/09 through 08/31/14:	\$ 1,532,635.00 (Sup15 §3(a); Sup19 §26)
09/01/14 through 12/31/19:	\$ 1,645,328.75 (Sup15 §3(a); Sup19 §26)

This schedule assumes that all of this space was delivered simultaneously on May 1, 2004. It was anticipated, however, that floors 8 and 9 would be delivered six months after Floors 2, 11-14 are delivered (Sup16 §11). If that occurred, the commencement and subsequent increases in fixed rent for Floors 8 and 9 occurs six months after the commencement of and subsequent increases in fixed rent for Floors 2, 11-14.

For the extended term of January 1, 2020 through December 31, 2024 with respect to the premises located on Floor 8: \$235,905.58 (Sup28 §2)

10th Floor:

From the termination or expiration of the Hearst Lease through 04/30/09:	\$ 203,589.75 (Sup19 §3(b)(1))
05/01/09 through 04/30/14:	\$ 219,747.67 (Sup19 §3(b)(2))
05/01/14 through 12/31/19:	\$ 235,905.58 (Sup19 §3(b)(3))

15th Floor:

12/01/04 through 11/30/10:	\$ 172,851.87 (Sup12 §3(a)(1))
12/01/09 through 12/31/16:	\$ 189,313.95 (Sup12 §3(a)(1))

01/01/17 through 12/31/19: Rent for the 15th, 16th, 31st (part), 32nd-41st and 45th floors will be the product of the average of fixed annual rent per square foot as of 12/30/16 of all space leased to Alliance other than concourse/subconcourse space, multiplied by the square footage of such space (Sup15 §12(b)); Sup20 §3(a)).

16thFloor:

05/01/05 through 04/30/09:	\$ 172,851.87 (Sup12 §3(b)(1))
05/01/10 through 12/31/16:	\$ 189,313.95 (Sup12 §3(b)(1))

01/01/17 through 12/31/19: Rent for the Ground (part), 15th, 16th, 31st (part), 32nd-41st and 45th floors will be the product of the average of fixed annual rent per square foot as of 12/30/16 of all space leased to Alliance other than concourse/subconcourse space, multiplied by the square footage of such space (Sup15 §12(b); Sup20 §3(a)).

17th Floor:

02/01/07 through 01/31/12:
\$90,995.33 (Sup16 §3(a)) + \$35,054.00 (Sup17 §3(a)) + \$14,104.33 (Sup18 §3(a)) + \$65,104.58 (Sup22 §3(a)) = \$205,258.24

02/01/12 through 12/31/19:
\$97,686.17 (Sup16 §3(a)) + \$37,631.50 (Sup17 §3(a)) + \$15,141.42 (Sup18 §3(a)) + \$70,161.25 (Sup22 §3(a)) = \$220,620.34

*Fixed annual rent on the portion of the 17th floor demised under the 22nd Supplemental Agreement is abated through July 31, 2005.

31stFloor (part):

7/1/94 through 10/31/09:	\$ 45,180.84 (Sup7 §3(c))
--------------------------	---------------------------

11/1/09 through 12/31/16: For the aggregate of Floors 31 (part)-34 and 37-39, \$1,031,773.10 (Sup9 §4(b)). Note that by 11/1/09, Floors 31 (part)-34 and 37-39 are scheduled to have check meters and, therefore, Alliance will be charged separately for electricity for such floors instead of paying electricity charges as a "rent inclusion factor" included in fixed rent for such floors.

01/01/17 through 12/31/19: Rent for the 15th, 16th, 31st (part), 32nd-41st and 45th floors will be the product of the average of fixed annual rent per square foot as of 12/30/16 of all space leased to Alliance other than concourse/subconcourse space, multiplied by the square footage of such space (Sup15 §12(b); Sup20 §3(a)).

31stFloor (part):

commencement through April 30, 2015: \$194,794.67 (Sup24 §3(a)(1)), except that the first 5 months are abated (Sup24 §3(b)).

5/1/09 through 12/31/19:	\$ 209,616 (Sup24 §3(b)).
--------------------------	---------------------------

32ndFloor:

05/01/94 through 10/31/09:	\$ 120,936.94 (Sup6 §3(a) and §7(b); Sup7 §7)
----------------------------	---

11/1/09 through 12/31/16: For the aggregate of Floors 31 (part)-34 and 37-39, \$1,031,773.10 (Sup9 §4(b)). Note that by 11/1/09, Floors 31 (part)-34 and 37-39 are scheduled to have check meters and, therefore, Alliance will be charged separately for electricity for such floors instead of paying electricity charges as a “rent inclusion factor” included in fixed rent for such floors.

01/01/17 through 12/31/19: Rent for the Ground (part), 15th, 16th, 31st (part), 32nd-41st and 45th floors will be the product of the average of fixed annual rent per square foot as of 12/30/16 of all space leased to Alliance other than concourse/subconcourse space, multiplied by the square footage of such space (Sup15 §12(b); Sup20 §3(a)).

33rdFloor:

1/1/94 through 10/31/09:	\$ 105,185.28 (Sup7 §3(a)(i) and §7)
--------------------------	--------------------------------------

(Note: Calendar 1994’s rent is deferred and will be paid in monthly installments of \$11,007.76 beginning July 1, 1995 through December 1, 2004 with \$7,339.00 due on January 1, 2005 (Sup7 §3(a)(ii)). (Rent for the first half of calendar 1995 is deferred and will be paid in monthly installments of \$3,668.76 due on January 1, 2005 and \$11,007.76 per month beginning February 1, 2005 through October 1, 2009 (Sup7 §3(a)(iii)).

11/01/09 through 12/31/16: For the aggregate of Floors 31 (part)-34 and 37-39, \$1,031,773.10 (Sup9 §4(b)). Note that by 11/1/09, Floors 31 (part)-34 and 37-39 are scheduled to have check meters and, therefore, Alliance will be charged separately for electricity for such floors instead of paying electricity charges as a “rent inclusion factor” included in fixed rent for such floors.

01/01/17 through 12/31/19: Rent for the 15th, 16th, 31st (part), 32nd-41st and 45th floors will be the product of the average of fixed annual rent per square foot as of 12/30/16 of all space leased to Alliance other than concourse/subconcourse space, multiplied by the square footage of such space (Sup15 §12(b); Sup20 §3(a)).

34thFloor:

05/01/99 through 10/31/09:	\$114,614.66 (Sup7 §3(b) and §7)
----------------------------	----------------------------------

11/01/09 through 12/31/16: For the aggregate of Floors 31 (part)-34 and 37-39, \$1,031,773.10 (Sup9 §4(b)). Note that by 11/1/09, Floors 31 (part)-34 and 37-39 are scheduled to have check meters and, therefore, Alliance will be charged separately for electricity for such floors instead of paying electricity charges as a “rent inclusion factor” included in fixed rent for such floors.

01/01/17 through 12/31/19: Rent for the 15th, 16th, 31st (part), 32nd-41st and 45th floors will be the product of the average of fixed annual rent per square foot as of 12/30/16 of all space leased to Alliance other than concourse/subconcourse space, multiplied by the square footage of such space (Sup15 §12(b); Sup20 §3(a)).

35thFloor:

08/01/05 through 07/31/10:	\$ 215,974.08 (Sup14 §3(a)(1))
08/01/10 through 12/31/16:	\$ 232,979.92 (Sup14 §3(a)(1))

01/01/17 through 12/31/19: Rent for the 15th, 16th, 31st (part), 32nd-41st and 45th floors will be the product of the average of fixed annual rent per square foot as of 12/30/16 of all space leased to Alliance other than concourse/subconcourse space, multiplied by the square footage of such space (Sup15 §12(b); Sup20 §3(a)).

36thFloor (assuming that the space is delivered on 07/01/01, as anticipated):

08/01/05 through 07/31/10:	\$	216,201.63 (Sup14 §3(b)(1))
08/01/10 through 12/31/16:	\$	233,225.38 (Sup14 §3(b)(1))

01/01/17 through 12/31/19: Rent for the 15th, 16th, 31st (part), 32nd-41st and 45th floors will be the product of the average of fixed annual rent per square foot as of 12/30/16 of all space leased to Alliance other than concourse/subconcourse space, multiplied by the square footage of such space (Sup15 §12(b); Sup20 §3(a)).

37th, 38th and 39th Floors:

11/01/06 through 10/31/09:	\$	437,872.58 (Sup7 §7)
----------------------------	----	----------------------

11/01/09 through 12/31/16: For the aggregate of Floors 31 (part)-34 and 37-39, \$1,031,773.10 (Sup9 §4(b)). Note that by 11/1/09, Floors 31 (part)-34 and 37-39 are scheduled to have check meters and, therefore, Alliance will be charged separately for electricity for such floors instead of paying electricity charges as a “rent inclusion factor” included in fixed rent for such floors.

01/01/17 through 12/31/19: Rent for the Ground (part), 15th, 16th, 31st (part), 32nd-41st and 45th floors will be the product of the average of fixed annual rent per square foot as of 12/30/16 of all space leased to Alliance other than concourse/subconcourse space, multiplied by the square footage of such space (Sup15 §12(b)).

40th, 41st and 45th Floors:

Through 11/30/16:	\$	422,395.67 (Sup11 §2(c)(i); LTR1)
-------------------	----	-----------------------------------

01/01/17 through 12/31/19: Rent for the 15th, 16th, 31st (part), 32nd-41st and 45th floors will be the product of the average of fixed annual rent per square foot as of 12/30/16 of all space leased to Alliance other than concourse/subconcourse space, multiplied by the square footage of such space (Sup15 §12(b); Sup20 §3(a)).

42nd Floor

Through 4/30/11:	\$	214,170.05 (Sup25 §3(a)(i)).
5/1/11 through 9/30/11:		Abated (Sup25 §3(b)).
10/1/11 through 4/30/16:	\$	337,624.00 (Sup25 §3(a)(ii)).
5/1/16 through 12/31/19:	\$	362,242.41 (Sup25 §3(a)(iii)).

Note that by 5/1/11, Floor 42 is scheduled to have check meters and, therefore, Alliance will be charged separately for electricity for Floor 42 instead of paying electricity charges as a “rent inclusion factor” included in fixed rent for Floor 42.

43rd and 44th Floors

commencement through 4/30/12: \$670,920.00 (Sup26 §3(a)(i)), except that the first 131 days are abated (Sup26 §3(b))

5/1/12 through 4/30/17:	\$	740,807.50 (Sup26 §3(a)(ii))
5/1/17 through 12/31/19:	\$	810,695 (Sup26 §3(a)(iii))

28th Supplemental Agreement

Fixed Rent is increased by \$6,463.17 per month from May 2, 2014 through December 31, 2024.

ELECTRICITY

- Check Meters:* All floors have check meters except for Floors 31 (part), 32-34, and 37-39, which will have check meters on or before November 1, 2009 (Sup9 §5) and Floor 42, which will have check meters on or before May 1, 2011 (Sup25 §4(c)(i)). The check meters measure electricity demand and consumption for each floor during a calendar month. Alliance pays Landlord, within 30 days after receipt of a bill, Landlord's cost of the electricity consumed based on the applicable rate charged to the Landlord by the supplying utility, plus a 2% administrative fee (Sup9 §5(b) and (c); Sup12 §4(b) and (c); Sup14 §4(b) and (c); Sup15 §4(b) and (c); Sup22 §4(b); Sup24 §4(b); Sup25 §4(c); Sup26 §4(b)). Landlord will provide check meters for any portion of the Concourse (part) space measuring at least 3,000 contiguous rsf (Sup15 §23(f)(i)). If the check meters for Floors 31 (part), 32-34, and 37-39 are not installed by November 1, 2009, then Alliance will pay Landlord what Landlord's electrical consultant determines to be Landlord's cost for such electricity, provided that Alliance may dispute such determination in accordance with a specified procedure.
- Dispute:* Each bill is binding on Alliance unless Alliance disputes such bill within 90 days of receipt. In case of a dispute, Alliance's electrical consultant will submit its determination within such 90 day period and Landlord and Alliance will seek a resolution. Upon Alliance's request, Landlord will make available its utility bills for the building for at least the last 3 years. If Landlord and Alliance cannot agree, they will choose a third electrical consultant to perform a limited review (Sup12, §5(c)(ii); Sup12 §4(c)(ii); Sup14 §4(c)(ii); Sup15 §4(c)(ii); Sup22 §4(c)(ii); Sup24 §4(c)(ii); Sup25 §4(c)(iii); Sup26 §4(b)).
- Wattage:* 6 watts per usable square foot excluding building HVAC systems and other base building systems (Sup9 §5(e); Sup12 §4(e); Sup14 §4(e); Sup15 §4(e); Sup22 §4(e); Sup24 §4(e); Sup25 §4(e); Sup26 §4(e)).
- Additional Capacity:* Upon notice from Alliance, Landlord will provide Alliance with (1) an additional 400 amperes in the aggregate for the 15th and 16th floors (Sup12 §4(e)), and (2) up to another 1,800 amperes for the entire demised premises (Sup14 §4(f)). Such notice will be given by Alliance on or before, with regard to the 15th and 16th floors, the date Alliance delivers to Landlord its plans for its initial fit-out of the 15th floor (but in no event later than June 30, 2001), and, with regard to the rest of the demised premises, by December 31, 2001 (Sup12 §4(e) and Sup14 §4(e)). Alliance is responsible for any construction costs it would incur in connection with alterations relating to such additional electricity supply, as well as a pro-rata share of Landlord's construction costs (Sup12 §4(e); Sup14 §4(e); and Sup15 §4(f)).
- Discontinuance of Service:* Landlord may discontinue furnishing electricity to Alliance only if Landlord simultaneously discontinues service to 80% of the other building tenants (Sup15 §4(d)), upon 60 days' written notice, provided such period is extended as reasonably necessary to permit Alliance to obtain electricity from the utility company servicing the Building. In such case, Alliance may use the existing wiring. The cost of installation of any additional wiring will be borne, if such discontinuance is voluntary, by Landlord, and if such discontinuance is involuntary, by Landlord and Alliance with Alliance's share equal to the total cost of such additional wiring multiplied by a fraction, the numerator of which is remaining months of the Lease term and the denominator of which is as follows:

Floor(s)	Denominator
2, 8-14	188 (Sup15 §4(d))
15, 16	248 (Sup12 §4(d) and (h); Sup15 §4(d))
17	182 for the space demised by Sup22, 214 for the space demised by Sup18 and 219 for all other space on Floor 17 (Sup22 §4(d)).
31 (part), 32-34, 37-41, 45	294 (Sup9 §15(d); Sup15 §4(d))
31 (part)	116 (Sup24 §4(d))
35 and 36	237 (Sup14 §4(d); Sup15 §4(d))
42	150 (Sup25 §4(d))
43 and 44	104 (Sup26 §4(d))

Electricity Rent Inclusion Factor for Floors 31 (part), 32-34, and 37-39:

Until November 1, 2009, the charge for electricity for Floors 31 (part), 32-34, and 37-39 (the “ERIF”) is included in fixed annual rent (orig. §7.02(a)). Such charge, however, is separately quantified (as listed below) and is subject to increase or decrease (but in no event below \$2.75 per s.f. per annum) in proportion to increases or decreases in Landlord’s electricity costs for the building (orig. §7.02(a)).

Floor (entire floor unless otherwise noted)	Original ERIF
31(part), 33, 34	\$ 249,902.46 (Sup7 §3(g))
32	\$ 104,337.75 (Sup6 §3(c))
37 (NE Cor.), 38	\$ 127,187.50 (orig. §7.02(a))
37 (NW Cor.)	\$ 27,500.00 (orig. §46.02(d))
37 (SE Cor.)	\$ 13,750.00 (Sup1 §3(e))
37 (SW Cor.)	\$ 27,912.50 (Sup5 §3(c))
39	\$ 96,937.50 (Sup4 §3(c))

A determination by Landlord of a change in the ERIF as a result of a survey of electrical consumption in the Demised Premises will be binding on Alliance unless Alliance disputes such determination within 15 days of receipt of such determination. If Alliance disputes such determination, it will have its own electrical consultant at its own cost, attempt to resolve the dispute in consultation with Landlord’s electrical consultant. If they cannot agree on a resolution, they will choose a third electrical consultant who’s decision will control (orig. §7.03(b)).

Electricity Rent Inclusion Factor for 42nd Floor: Until May 1, 2011, the charge for electricity for Floor 42 is included in fixed annual rent. The initial amount of such charge is \$5.81 per s.f. and is subject to increase or decrease (but in no event below \$5.81 per s.f. per annum) in proportion to increases or decreases in Landlord's electricity costs for the building as well based on Alliance's electricity consumption. A determination by Landlord of a change in the rent inclusion charge as a result of a survey of electrical consumption in the Demised Premises will be binding on Alliance unless Alliance disputes such determination within 30 days of receipt of such determination. If Alliance disputes such determination, it will have its own electrical consultant at its own cost attempt to resolve the dispute in consultation with Landlord's electrical consultant. If they cannot agree on a resolution, they will choose a third electrical consultant who's decision will control (Sup25 §4(b)).

Supplies: At Landlord's option, Alliance is required to purchase (for a reasonable charge) from Landlord all lighting tubes, lamps, bulbs and ballasts used in the demised premises (orig. §7.05(b)).

Concourse Space: Subject to the following sentence, for any portion of the demised premises located on the concourse consisting of less than 3,000 contiguous rsf, Alliance will pay an ERIF of \$0.75/rsf, subject to increase if Alliance uses the space for anything other than storage (Sup15 §23(f)(ii)). For the portion of the demised premises located on the concourse and leased pursuant to Sup23, however, Landlord will provide electricity at no additional charge provided that if Landlord determines on a reasonable basis that Alliance is consuming excessive electricity, then Landlord may commence charging Alliance for such electricity on either (at Landlord's option) a rent inclusion or submeter basis.

TAX ESCALATION

FLOOR	BASE YEAR	PERCENTAGE
Ground Floor (part)	1999/2000 (Sup13 §3(c)(1)).	0.483% (Sup13 §3(c)(2))
2, 8, 9, 11-14	Average of 2000/01 and 2001/02 (Sup15 §3(d)(i)).	14.72% (Sup15 §3(d)(ii); Sup19 §2(d))
10	Average of 2000/01 and 2001/02 (Sup15 §3(d)(i)).	2.11% (Sup19 §3(d))
15	1999/2000 (Sup12 §3(a)(4)(a)).	2.150% (Sup12 §3 (a)(4)(b))
16	1999/2000 (Sup12 §3(b)(4)(a)).	2.150% (Sup12 §3(b)(4)(b))
17	Average of 2000/01 and 2001/02 (Sup16 §3(d)(i); Sup17 §3(d)(i); Sup18 §3(d)(i)) Except with respect to the Sup22 17 th floor space, for which it is the average of 2003/04 and 2004/05 (Sup22 §3(d)(i)).	2.147% (Sup16 §3(d)(ii); Sup17 §3(d)(ii); Sup18 §3(d)(ii); Sup22 §3(d)(ii))
31 (part), 33, 34	Average of 1994/95 and 1995/96 (Sup7 §(3)(f)(i)). Beginning on 11/01/09, changed to 1995/96 (Sup9 §4(e)).	5.130% (Sup7 §3(f)(ii))
31 (part)	Average of 2007/08 and 2008/09 (Sup24 §3(d)(i)).	1.35% (Sup24 §3(d)(ii))
32	1993/94 (Sup6 §3(b)(i)). Beginning on 11/01/09, changed to 1995/96 (Sup9 §4(e)).	2.150% (Sup6 §3(b)(ii))
35	2000/01 (Sup14 §3(a)(4)(a)).	2.150% (Sup14 §3(a)(4)(b))
36	2000/01 (Sup14 §3(b)(4)(a)).	2.150% (Sup14 §3(b)(4)(b))
37 (NE Cor.), 38	1985/86 (orig. §4.01(a)(i)). Beginning on 11/01/09, changed to 1995/96 (Sup9 §4(e)).	2.820% (orig. §4.01(a)(ii))
37 (NW Cor.)	1985/86 (orig. §4.01(a)(i)). Beginning on 11/01/09, changed to 1995/96 (Sup9 §4(e)).	0.610% (orig. §46.02(b))
37 (SE Cor.)	1985/86 (Sup1 §3(a)). Beginning on 11/01/09, changed to 1995/96 (Sup9 §4(e)).	0.300% (Sup1 §3(b))
37 (SW Cor.)	1988/89 (Sup5, §3(b)(i)). Beginning on 11/01/09, changed to 1995/96 (Sup9 §4(e)).	0.618% (Sup5 §3(b)(ii))
39	1988/89 (Sup4 §3(b)(i)). Beginning on 11/01/09, changed to 1995/96 (Sup9 §4(e)).	2.150% (Sup4 §3(b)(ii))
40, 41, 45	1995/96 (Sup9 §4(d)(i)).	6.446% (Sup10 §2(a))
42	1988/89 (Sup25 §3(d)(i)(a)). Beginning on 5/1/11, changed to average of 2007/08 and 2008/09 (Sup25 §3(d)(i)(b)).	2.24% (Sup25 §3(d)(ii))
43 and 44	Average of 2007/08 and 2008/09 (Sup26 §3(d)(i)).	4.45% (Sup26 §3(d)(ii))

Due Date: 6/1 and 12/1 of each comparative year, subject to rescheduling based on the date tax payments are due from Landlord (orig §4.01(b)(1)).

Audit/Dispute: Landlord's real estate tax statements given to Alliance are binding unless Alliance challenges such statement in writing within 90 days (Sup7 §6(d)) of receipt. Alliance must make payments in accordance with the statement pending dispute resolution (orig §4.01(b)(4)).

Tax Increase upon Disposition: Under certain circumstances, if, as a result of the sale of an interest in the property or entity owning the property, the real estate taxes increase, Alliance will receive an abatement of the resulting escalation, and thereafter this Lease provision is deleted. Under certain circumstances, if, after Fisher-Sixth Avenue Company's or a Fisher family affiliate's purchase of Hawaiian Sixth Avenue Corp.'s or its successor's interest in the property or the entity owning the property, as a result of a sale of a less than majority interest in the property or the entity owning the property or the admission into the entity owning the property of an entity owning less than a majority interest in such entity, the real estate taxes increase, Landlord will pay Alliance \$1,500,000.00 (Sup9 §15; Sup12 §17).

Building Square Footage: Total rentable area of the office and store space in the building is 1,641,000 sf for tax escalation purposes (orig §4.01(a)(ii)).

Concourse Space: Alliance will pay a tax escalation for its concourse space only if the previous tenant of such space was subject to a tax escalation. The base year for any such escalation will be the average of 2000/01 and 2001/02 (Sup15, §23(g)).

Floor 8 Extended Term: Tax escalation additional rent will continue to be payable with respect to the premises located on Floor 8 floor for the extended term of January 1, 2020 through December 31, 2024 provided that the percentage with respect to such premises will be 2.11%. (Sup28 §2)

EXPENSE ESCALATION

Floor	Base	Percentage
Ground (part)	Expenses for 1999 calendar year (Sup13 §3(c)(3)).	0.483% (Sup13 §3(c)(4))
2, 8, 9, 11-14	Expenses for 2001 calendar year (Sup15 §3(d)(ii)).	15.67% (Sup15 §3(d)(iv); Sup19 §2(c))
15	Expenses for 1999 calendar year (Sup12 §3(a)(4)(c)).	2.290% (Sup12 §3(c)(4)(d))
16	Expenses for 1999 calendar year (Sup12 §3(b)(4)(c)).	2.290% (Sup12 §3(b)(4))
17	Expenses for 2001 calendar year (Sup16 §3(d)(iii); Sup17 §3(d)(iii); Sup18 §3(d)(iii)), except for the Sup22 17 th floor space, for which it is 2004 (Sup22 §3(d)(iii)).	2.288% (Sup16 §3(d)(iv); Sup17 §3(d)(iv); Sup18 §3(d)(iv) and Sup22 §3(d)(iv))
31 (part), 33, 34	Expenses for 1995 calendar year (Sup7 §3(f)(iii); Sup9 §4(e)).	5.450% (Sup7 §3(f)(iv))
31 (part)	Expenses for 2008 calendar year (Sup24 §3(d)(iii)).	1.43% (Sup24 §3(d)(iv))
32	Expenses for 1993 calendar year (Sup6 §3(b)(iii)). As of 11/01/09, changed to expenses for calendar year 1995 (Sup9 §4(e)).	2.290% (Sup6 §3(b)(iv))
35	Expenses for 2000 calendar year (Sup14 §3(a)(4)(c)).	2.290% (Sup14 §3(a)(4)(d))
36	Expenses for 2000 calendar year (Sup14 §3(b)(4)(c)).	2.290% (Sup14 §3(b)(4)(d))
37 (NE Cor.) and 38	\$6,509,748 (orig §5.01(a)(i)). As of 11/01/09, changed to expenses for 1995 calendar year (Sup9 §4(e)).	3.000% (orig §5.01(a)(iv))
37 (NW Cor.)	\$6,509,748 (orig. §5.01(a)(i)). As of 11/01/09, changed to expenses for 1995 calendar year (Sup9 §4(e)).	0.650% (orig. §46.01(b))
37 (SE Cor.)	\$6,509,748 (Sup1 §5.01(a)(i)). As of 11/01/09, changed to expenses for calendar year 1995 (Sup9 §4(e)).	0.330% (Sup1 §3(c))
37 (SW Cor.)	Expenses for calendar year 1989 (Sup5 §3(b)(iii)). As of 11/01/09, changed to expenses for calendar year 1995 (Sup9 §4(e)).	0.659% (Sup5 §3(b)(iv))
39	Expenses for calendar year 1989 (Sup4 §3(b)(iii)). As of 11/01/09, changed to expenses for calendar year 1995 (Sup9 §4(e)).	2.290% (Sup4 §3(b)(iv))
40, 41, 45	Expenses for calendar year 1995 (Sup9 §4(d)(9)(iii)).	6.865% (Sup11 §2(c))
42	Expenses for calendar year 1989 (Sup25 §3(d)(iii)(a)). As of 5/1/11, changed to expenses for calendar year 2008 (Sup25 §3(d)(iii)(b)).	2.38% (Sup25 §3(d)(iv))
43 and 44	Expenses for calendar year 2008 (Sup26 §3(d)(iii)).	4.73% (Sup26 §3(d)(iv))

Management Fee: The management fee included in building expenses is an amount equal to the greater of (a) \$152,250, and (b) the product of \$152,250 multiplied by a fraction the numerator of which is building expenses (exclusive of management fees for such year) and the denominator of which is \$6,357,498 (orig §5.01(a)(v)).

Payment Frequency: Monthly, equal to 1/12th of Alliance's share of previous comparative year's annual escalation over the base year, subject to adjustment for reasonably anticipated increases (orig §5.01(b)(1)).

Audit/Dispute: Landlord's expense statements given to Alliance are final and determinative unless Alliance challenges such statement in writing (which will also set forth the basis of such challenge with particularity) within 90 days (Sup7 §6(d)) of receipt. Alliance must make payments in accordance with the statement pending dispute resolution. So long as Alliance has continued to pay the expense escalation pursuant to Landlord's statements, Alliance has the right to examine Landlord's books and records provided such examination is commenced within 60 days and concluded within 90 days (Sup7 §6(d)) following the rendition of the expense statement in dispute. Landlord and Alliance will resolve the dispute by arbitration with 3 arbitrators, each of whom will have at least 10 years experience in the operation and management of major Manhattan office buildings (orig. §5.01(b)(2)).

Concourse Space: Alliance will pay an expense escalation for its concourse space only if the previous tenant of such space was subject to an expense escalation. The base year for any such escalation will be calendar year 2001 (Sup15, §23(g)).

Building Square Footage Total rentable area of the building is 1,540,000 sf for expense escalation purposes (orig. §5.01 (a)(iv)).

8th Floor Extended Term: Expense escalation additional rent will continue to be payable with respect to the premises located on Floor 8 for the extended term of January 1, 2020 through December 31, 2024 provided that the percentage with respect to such premises will be 2.25%. (Sup28 §2)

CLEANING

Cleaning services are provided by the Cleaning Contractor pursuant to two separate agreements, one covering the office space and the other covering the ground floor space. The following summary is applicable to both such agreements. Unless otherwise noted, the section references are also applicable to both agreements.

- Services:* The Cleaning Contractor provides certain cleaning services for the office areas and lavatories of the demised premises (§1(a)). The cleaning services provided do not include the cleaning of below-grade space, kitchen, pantry or dining space, storage, shipping, computer or word-processing space, or private or executive lavatories (§1(b)). The Cleaning Contractor is not responsible for removing debris and rubbish from areas under construction in the demised premises (§2). The quality of the cleaning services will be comparable to that provided in first class buildings in midtown Manhattan (§1(a)).
- Access:* The Cleaning Contractor has access to the demised premises from 6 p.m. to 2 a.m. on business days. The Cleaning Contractor has the right to use Alliance's light, power and water, as reasonably required (§1(a)).
- Term:* The cleaning agreements are co-terminous with the Lease (§2).
- Fee:* Alliance pays the Cleaning Contractor, for the office space, a fixed monthly fee of \$310,465.73, plus an amount equal to the fee for Floor 36 multiplied by the percentage increase in the labor rate in 2000 over 1999, plus an amount equal to the fee for Floors 2, 8, 9, 11-14 multiplied by the percentage increase in the labor rate in 2001 over 2000, plus an amount equal to the fee for Floor 10 multiplied by the percentage increase in the labor rate in 2001 over 2000 (CAO §3; CAO-2 §3; CAO-3 §3; CAO-4 §3; CAO-5 §3; CAO-6 §3; CAO-7 §3; CAO-8 §3; CAO-9 §3; CAO-11 §3). Alliance pays the Cleaning Contractor a fixed monthly fee of \$2,833.33 for the ground floor space (CAG §3). The fixed monthly fee for cleaning the office space will increase by \$11,087.73 plus an adjustment based on the increase in the labor rate in 2008 over 2007 with the addition of remainder of Floor 31 to demised premises (CAO-10 §3) and will increase by \$36,604.68 plus an adjustment based on the increase in the labor rate in 2008 over 2007 with the addition of Floor 10 to demised premises (CAO-12 §3). The monthly fee with respect to Floor 8 for the extended term of January 1, 2020 through December 31, 2024 is \$14,717.83. (Sup28 §2). The fixed monthly fee is inclusive of sales tax and is payable in advance on the first of each month (§3). Payment for any additional cleaning services will be made by Alliance within 20 days of demand. The cost of such additional services must be comparable to services provided in comparable buildings (§1(a)). In addition to the fixed fee, Alliance pays the Cleaning Contractor a percentage of annual increases in cleaning costs (which annual increases are equal to the annual percentage increase in porters' wages over a porter's wage base year) over an amount representing base year cleaning costs. The percentage for the office space is 53.899% (CAO §3 and §4; CAO-2 §3; CAO-3 §3; CAO-4 §3; CAO-5 §3; CAO-6 §3; CAO-7 §3; CAO-8 §3; CAO-9 §3; CAO-11 §3) and 0.483% for the ground floor space (CAG §4). The percentage for the office space will increase by 1.46% (CAO-10 §3) to with the addition of the remainder of Floor 31 and will increase by 4.82% with the addition of Floors 43 and 44. The percentage for Floor 8 for the extended term of January 1, 2020 through December 31, 2024 is 2.29%. (Sup28 §2). The other variables in such calculation are as follows:

<u>Floor</u>	<u>Base Year for Porter's Wages</u>	<u>Base for Cleaning Costs</u>
Ground (part)	1999 (CAG §4)	\$ 6,286,271.55 (CAG §4)
2, 8-14	2001 (CAO-5, §4)	\$ 6,444,056.97 (CAO-5, §4)
15 and 16	1999 (CAO-3 §4)	\$ 6,247,986 (CAO-3, §4)
17 (except for the part demised by Sup22)	2001 (CAO-6 §4; CAO-7 §4; CAO-8 §4)	\$ 6,629,645.81
17 (the part demised by Sup22)	2004 (CAO-9 §4)	\$ 7,606,434.69 (CAO-9 §4)
31 (part), 32-34, 37-41 and 45	1995 (CAO §4(a)(i))	\$ 5,827,772 (CAO §4(a)(iii))
31 (the part demised by Sup24)	2008 (CAO-10 §4)	\$ 8,408,948.97 (CAO-10 §4)
35 and 36	2000 (CAO-4 §4)	\$ 6,381,693 (CAO-4 §4)
42	2008 (CAO-11 §4)	\$ 8,408,948.97 (CAO-11 §4)
43 and 44	2008 (CAO-12 §4)	\$ 8,408,948.97 (CAO-12 §4)

Dispute with Cleaning Contractor: If Alliance believes that the Cleaning Contractor is not adequately performing under a cleaning agreement, and the Cleaning Contractor has not corrected such inadequate performance within 10 days after notice, Alliance may arbitrate whether the Cleaning Contractor is adequately performing. If a majority of the required arbitrators find that the Cleaning Contractor is not adequately performing, then the Cleaning Contractor will correct such inadequate performance within 10 days of such finding. If Contractor fails to do so, Alliance may terminate the cleaning agreement upon 10 days notice (§5).

Default by Alliance: If Alliance fails to make a payment due under a cleaning agreement within 15 days of notice of such failure, the Cleaning Contractor may, upon 10 days notice terminate the cleaning agreement if Alliance also fails to make such payment within such 10 day period. In case of such termination, Alliance may only use the approved cleaning contractor for the building (§6). If a payment is not made within 3 days of notice of such failure, such payment accrues interest from the due date at prime rate, provided that Cleaning Contractor is not obligated to give such notice more than twice a year (§12).

Rent Credit:

Alliance is entitled to a credit against the monthly installment of fixed rent in the amount of \$169,479.10 per month (Sup9 §4(c); Sup10 §2(c); Sup11 §2(c); LTR1; Sup12 §3(a)(3) and §3(b)(3); Sup14 §3(a)(3) and §3(b)(3); Sup15 §3(c); Sup16 §3(c); Sup17 §3(c); Sup18 §3(c) and Sup22 §3(c) plus an amount equal to the credit for Floor 36 multiplied by the percentage increase in the labor rate in 2000 over 1999 (Sup14 §3(b)(3)). The monthly credit will increase by (i) \$92,734.38 plus an adjustment based on the increase in the labor rate in 2001 over 2000 with the addition of Floors 2, 8, 9, 11-14 to the demised premises (Sup15 §3(c); Sup19 §2(c)), (ii) by \$13,296.17 plus an adjustment based on the increase in the labor rate in 2001 over 2000 with the addition of Floor 10 to the demised premises (Sup19 §3(c)); (iii) by \$11,087.72 plus an adjustment based on the increase in the labor rate in 2008 over 2007 with the addition of remainder of Floor 31 to the demised premises (Sup24 §3(c)); (iv) by \$220,539.40 plus an adjustment based on the increase in the labor rate in 2008 over 2007 on May 1, 2011 (Sup25 §3(c)); and (v) by \$439,256.17 plus an adjustment based on the increase in the labor rate in 2008 over 2007 on May 1, 2011. The monthly credit with respect to Floor 8 for the extended term of January 1, 2020 through December 31, 2024 is \$13,635.52. (Sup28 §2).

Termination of Cleaning Agreement:

In the event the cleaning agreement for the office space is terminated, Landlord will provide cleaning services and Alliance will pay Landlord on a monthly basis for the office space (assuming that all of the office space demised under the lease is delivered to Alliance at that time) 60.17% (Sup26 §7(a)) of annual increases in cleaning costs (which annual increases are equal to annual percentage increases in porter's wages) over Landlord's cleaning costs for the entire building during the first full calendar year after the Cleaning Agreement's termination (orig. §6.04, as modified by Sup9 §8(a)). Landlord's cleaning cost escalation statements are final and determinative unless Alliance challenges such statement in writing within 90 days (Sup7 §6(d)) of receipt. Alliance must make payment in accordance with such statement pending dispute resolution. Landlord and Alliance will resolve any dispute by arbitration with 3 arbitrators, each of whom will have at least 10 years' experience in the operation and management of major Manhattan office buildings (orig. §6.01(d)).

Total rentable area of the building is 1,515,000 sf for cleaning cost escalation purposes.

MAINTENANCE & REPAIRS

Alliance's Responsibility

Alliance will make repairs to the demised premises necessitated by its acts, omissions, occupancy or negligence (except for fire or other casualty caused by Alliance's negligence if Landlord's insurance is not invalidated thereby) (orig. §9.01).

Landlord's Responsibility

Landlord will maintain the building and its common areas in a manner appropriate to a first class office building. The building exterior, the window sills outside the window and the windows are not part of the demised premises (orig. §9.01).

ALTERATIONS

- Approval:* All alterations require Landlord's prior written approval, which will not be unreasonably withheld or delayed, provided that it does not (1) affect the structural integrity of the building, (2) affect the exterior of the building, or (3) adversely affect the building's systems without, in Landlord's opinion, adequate mitigation (orig. §8.01).
- Landlord's Reimbursement:* Alliance will reimburse Landlord's out-of-pocket costs incurred in reviewing alterations (orig. §8.01).
- Contractors:* Landlord's affiliate will act as general contractor for any alteration work performed anywhere in the demised premises for one year after the delivery of the 2nd and 8th-14th floors, for a fee not to exceed 6% of the aggregate cost of such work. In acting as general contractor, Landlord's affiliate will obtain competitive bids from at least 3 subcontractors approved by Landlord for each category of work, except that there is only one approved subcontractor for air conditioning balancing work (although Alliance may have another subcontractor verify the work) and there are only 2 unaffiliated subcontractors for the base building work (Sup15 §6(a)). Alliance and Plaza Construction Corp., Landlord's affiliate, have subsequently entered into that certain Master Agreement dated January 27, 2004 pursuant to which Plaza Construction Corp. will provide construction management services to Alliance in respect of construction projects at the building. Landlord must have given its approval of any contractors performing alterations. Alliance will inform the Landlord of the name of any contractors or subcontractors Alliance proposes to do any alterations at least 10 days prior to work commencement (orig. §8.01 2(a)).
- Insurance Certificates:* Prior to commencing any alterations, Alliance will deliver to Landlord an insurance certificate evidencing the existence of workmen's compensation insurance covering all persons involved in such alterations and reasonable comprehensive general liability and property damage insurance with coverage of at least \$1 million single limit (orig. §8.01(7)).
- Records:* Alliance will keep records of alterations exceeding \$25,000 in cost and provide copies of such records to Landlord within 45 days of demand (orig. §8.07).
- 38th/39th Floor Staircase:* Alliance has the right to install a staircase between the 38th and 39th floors provided that Landlord approves the plans therefor and the staircase is installed in compliance with Articles 8 and 45 of the lease (Sup4 §14).
- Expiration of Term:* All improvements installed by Landlord are the property of the Landlord (orig. §8.03) and all permanent improvements (including, therefore, any kitchen, pantry or dining room) will remain at the expiration of the term without Alliance being obligated to remove such permanent improvements. (orig. §8.04) All fixtures (other than trade fixtures) installed by Landlord become the property of the Landlord, and will remain as part of the demised premises, upon expiration of the lease. All furnishings and trade fixtures supplied by Alliance at its expense are Alliance's property and, with regard to Alliance's furniture and movable office equipment only (Sup7 §6(e)), will be removed upon the expiration of the lease term following the lease expiration unless Landlord notifies Alliance (within 30 days after Alliance's notice, which notice will be given at least 3 months prior to expiration of the lease term) that such property may remain in the demised premise following the lease term expiration (orig. §8.05). Alliance has no obligation to remove any staircases in the demised premises (Sup9 §21).

MISCELLANEOUS MATTERS RELATING TO IMPROVEMENTS

- Emergency Generator:* Alliance is permitted to install a 2800 KW Detroit diesel emergency generator back-up power system in specified locations in the building (Sup27 §2(b)). Alliance is permitted to connect the back-up power system to the building's emergency generator system. Up to 1500 KW of the power generated by the back-up power system will back-up the building's emergency generator system (Sup27 §2(d)). Landlord will operate and maintain the back-up power system at Alliance's expense and, as part of such obligation, Landlord will enter into a maintenance contract for same subject to the reasonable approval of Alliance (Sup27 §2(d)). Alliance is obligated to pay a one-time fee for such emergency generator rights equal to \$75,000, adjusted for inflation based on increases in the Consumer Price Index (Sup27 §2(f)). Alliance will pay for its proportionate share (based on KW capacity) of fuel purchased for the emergency generator system and has the right, subject to Landlord's reasonable approval, to install its own fuel storage tanks (Sup27 §2(g)). The back-up power system will remain and not be removed at the end of the lease term (Sup27 §2(i)). Alliance has, through 1/31/10, a limited right of first offer to lease space to install another emergency generator. Alliance has 15 days to accept any such offer (Sup27 §3).
- Communications Antenna or Dish:* Alliance has the right, subject to the other alteration provisions of the Lease and to all applicable legal requirements, to install a communications antenna or dish on the roof in a location reasonably determined by Landlord. Landlord may require Alliance to relocate the antenna, at Landlord's expense, to mitigate interference with other uses, so long as the antenna is able to function in its relocated position, provided that if such relocation does mitigate the interference, Landlord may require Alliance to remove the antenna so long as no other antennas are allowed to be installed on the roof and Landlord bears the cost of such removal and the unamortized value of the antenna. If deemed reasonably advisable by Landlord's engineer, Landlord will, at Alliance's expense, reinforce the area under the antenna and, upon lease expiration, Alliance will remove the antenna and restore any damage caused thereby. Alliance will pay Landlord one-half of fair market rent for the roof space used by the antenna. Alliance, under Landlord's supervision (the cost of which Alliance is obligated to reimburse, has access to the roof and other areas of the building as reasonably necessary to maintain and repair the antenna (Sup9 §20).
- Communications Wiring:* Landlord will provide Alliance a reasonable area in a common vertical riser shaft in the building for the installation of data, communications and security system cabling.
- Initial Fit-Out of Balance of 31st Floor:* Alliance, at its expense, will prepare a complete set of plans for the work, which is subject to the reasonable approval of Landlord (orig. §45.01). Although Alliance is permitted to use its own engineer, such plans ultimately are subject to the reasonable approval of Landlord's designated engineer. There is no deadline for the delivery to Landlord of the plans for Alliance's initial fit-out (Sup24 §6(a)). Landlord will provide Alliance with a \$762,240 allowance for the hard costs and certain soft costs of the fit-out. The allowance can be disbursed in installments upon Alliance's request and any unused portion will be credited against fixed rent (Sup24 §6(b)(i)). Alliance may use the allowance to pay for construction work undertaken in the demised premises leased prior to Sup24, but if Alliance draws on the allowance prior to May 1, 2010 then the allowance will be reduced by the future value of the amount drawn upon calculated at 6% per year (Sup24 §6(b)(ii)).

Initial Fit-Out of 42nd Floor:

Alliance, at its expense, will prepare a complete set of plans for the work, which is subject to the reasonable approval of Landlord (orig. §45.01). Although Alliance is permitted to use its own engineer, such plans ultimately are subject to the reasonable approval of Landlord's designated engineer. There is no deadline for the delivery to Landlord of the plans for Alliance's initial fit-out (Sup25 §6(a)). Landlord will provide Alliance with a \$1,266,090 allowance for the hard costs and certain soft costs of the fit-out. The allowance can be disbursed in installments upon Alliance's request and any unused portion will be credited against fixed rent (Sup25 §6(b)). If, however, Alliance draws on the allowance prior to May 1, 2011 then the allowance will be reduced by the future value of the amount drawn upon calculated at 6% per year (Sup25 §6(b)(ii)).

Initial Fit-Out of 43rd and 44th Floors:

Alliance, at its expense, will prepare a complete set of plans for the work, which is subject to the reasonable approval of Landlord (orig. §45.01). Although Alliance is permitted to use its own engineer, such plans ultimately are subject to the reasonable approval of Landlord's designated engineer. There is no deadline for the delivery to Landlord of the plans for Alliance's initial fit-out (Sup26 §6(a)).

SNDA & ESTOPPEL

Subordination, Non-Disturbance and Attornment:

The Lease is subordinate to all present and future mortgages and ground leases only to the extent Alliance receives a subordination, non-disturbance and attornment agreement from the holder thereof (orig. §11.01; Sup15 §8). Alliance will not exercise any right to terminate the lease due to an act or omission of Landlord without first giving notice of such act or omission to any mortgagee or ground lessor of which Alliance has been notified and giving such mortgagee or ground lessor an opportunity to cure such act or omission within a reasonable period of time after such notice provided that such mortgagee or ground lessor notifies Alliance that it will commence and continue to remedy such act or omission (orig. §11.02). Alliance and the property's mortgagee are parties to a subordination, non-disturbance and attornment agreement (SNDA-M). Alliance and the property's ground lessor are parties to a subordination, non-disturbance and attornment agreement (SNDA-G).

Estoppel:

Alliance will provide an estoppel certificate within 10 days after Landlord's request. The estoppel certificate will certify:

(a) that the Lease is unmodified and in full force and effect or, if there has been any modification that the same is in full force and effect as modified and state any such modification;

(b) whether the term of the Lease has commenced and rent become payable thereunder; and whether Alliance has accepted possession of the demised premises;

(c) whether or not there are then existing any defenses or offsets which are not claims under paragraph (e) below against the enforcement of any of the agreements, terms, covenants, or conditions of the Lease any modification thereof upon the part of Alliance to be performed or complied with, and, if so, specifying the same;

(d) the dates to which the fixed annual rent, and additional rent, and other charges hereunder, have been paid; and

(e) whether or not Alliance has made any claim against Landlord under the Lease and if so the nature thereof and the dollar amount, if any, of such claim (orig. §36).

INSURANCE AND LIABILITY

- Insurance:* Alliance will reimburse Landlord for any increases in Landlord's fire insurance caused by Alliance (orig. §10.03).
- Landlord:* Landlord is not liable for damage or injury to property or persons unless caused by or due to the negligence of Landlord or its agents, servants or employees (orig. §12.01). Alliance will look solely to Landlord's estate in the Building for the satisfaction of any judgment (orig. §12.05).
- Alliance:* Alliance will reimburse Landlord for all costs incurred by Landlord that Landlord does not recover from insurance resulting from Alliance's breach under the lease, by reason of damage or injury caused by Alliance in connection with the moving of Alliance's property except as provided in the lease, and by reason of the negligence of Alliance or its agents, servants or employees in the use or occupancy of the demised premises (orig. §12.03). Alliance will indemnify, defend and save Landlord harmless from any liability arising from Alliance's use of the demised premises, breach of the lease, or holding over, except for any liability arising from Landlord's negligence (orig. 3.5.01).
- Waiver of Subrogation:* Both parties are required to obtain waivers of their insurer's rights of subrogation provided that such waiver does not result in an additional expense to the party waiving the right of subrogation, unless the other party agrees to be responsible for such additional expense (orig. §12.06(a) and (b)).

USE

- General:* The demised premises are permitted to be used for executive and general offices (orig. §2). Landlord represents that such use does not violate the certificate of occupancy for the demised premises (orig. §17). The demised premises may not be used for a banking office open to street traffic or certain other undesirable businesses (orig. §42.01).
- Dwyer Unit:* Alliance may, subject to Landlord's consent which may not be unreasonably withheld, install in the demised premises a Dwyer Unit at its sole cost expense provided that:
- (a) it is used for Alliance's employees and guests;
 - (b) no installation of ventilation equipment is required and no odors emanate from the demised premises from the use thereof;
 - (c) no additional air conditioning service is required thereby;
 - (d) use of the unit is expressly subject to the extra cleaning and water consumption provisions of the lease; and
 - (e) Alliance will engage an extermination service (orig. §49.01; Sup7 §18).
- Dining:* Alliance may, subject to Landlord's consent which may not unreasonably be withheld, install a dining room with kitchen for use by Alliance's employees and guests in the demised premises (Sup7 §18), provided that such facilities (a) comply with all applicable laws, (b) are properly ventilated and (c) all wet garbage is bagged and stored so that no odor emanates therefrom (orig. §49.06). If Alliance installs such facilities, then (a) Alliance will pay landlord the cost of an extermination service and (b) will have a refrigerated garbage storage room or other means of disposing of garbage therefrom reasonably satisfactory to Landlord (orig. 32.08 (as modified by Sup9 §6(b)); orig. §49.02), but such refrigerated room will only be required if such wet garbage creates an odor or pest problem (orig. §49.02). Alliance may install additional dining facilities on any floor of the demised premises comparable to the dining facility located on the 39th floor (as it existed as of 8/16/94). (Sup9 §25)
- Corporate Training Facility:* Subject to the other terms of the lease and all applicable laws, Alliance may use a portion of the demised premises for a corporate training facility (Sup5 §11(c)).
- Concourse:* Subject to the following sentence, the portion of demised premises located on the concourse may be used for storage, mailroom, computer printing room, incidental office, dining room or cafeteria purposes and any other legal purpose (Sup15 §23(e)). The portion of the demised premises located on the concourse and leased pursuant to Sup23, however, may be used only for storage purposes except that Alliance may also install electrical switches therein in certain specified locations (Sup23 §4).

TERM

Expiration Date: December 31, 2019 (Sup15 §12(a)).

With respect to the portion of the premises located on Floor 8 only, the term has been extended to December 31, 2024. (Sup28 §2)

Early Termination (45th Floor): Alliance has exercised its option to terminate the Lease with respect to the 45th floor effective 12/31/16 (Sup15, §21).

Landlord's 5 Year Extension Option:

- Landlord may upon written notice to Alliance given on or before 11/30/16, extend the term from 12/31/19 to 12/31/24 (Sup15 §13(a)(i)).
- Fixed annual rent during such extension period would be at the rate of the average fixed annual rent per s.f. being paid by Alliance on 12/30/19 for all of its space in building (other than ground floor, concourse or subconcourse space). The method of calculating escalations would remain unchanged for such period (Sup15 §13(a)(ii) and (iii); Sup21 §9(a)).

Alliance's 5 Year Extension Option:

- If Landlord extends the term to 12/31/24 as provided above, then on or before 12/31/16, Alliance may extend the term to 12/31/29 (Sup15 §13(b))
- Fixed annual rent during such extension period would be at the rate of the average fixed annual rent per s.f. being paid by Alliance on 12/30/19 for all of its space in the building (other than concourse or subconcourse space). The method of calculating escalations would remain unchanged for such period (Sup15 §13(b)).
- Upon exercise of this 5 year extension option, Alliance loses its right to exercise its 10 year extension option described below.

Alliance's 10 Year Extension Option:

- Alliance has the option to extend the term for 10 years (Sup9 §12(a)) to expire on 12/31/29 if Landlord does not exercise its 5 year extension option, or 12/31/34 if Landlord does exercise its 5 year extension option and Alliance does not exercise its 5 year extension option.
- If Landlord does not exercise its 5 year extension option, the exercise deadline for Alliance's 10 year extension option is no later than 1/31/17, but no earlier than 12/1/16 (Sup15 §13(e)). If Landlord does exercise its 5 year extension option and Alliance does not exercise its 5 year extension option, then the exercise deadline for Alliance's 10 year extension option is 12/31/21 (Sup9 §12(a)(i)).
- As conditions to the exercise of Alliance's 10 year extension option, as of the date of exercise and as of the first day of the extension period (i) Alliance can not be in default of beyond applicable notice and grace periods of its obligation to pay fixed annual rent, tax escalations and expense escalations, and (ii) Alliance and its affiliates must occupy at least 200,000 rsf (Sup9 §12(a)(ii) and (iii)).

- The fixed annual rent for Alliance's 10 year extension period is 95% of fair market rent determined as of 36 months before what would have been the expiration of the term if the term had not been extended by Alliance's ten year extension option, as determined by Landlord and notified to Alliance in writing within 30 days thereafter, plus an increase in proportion to the increase over such 36 month period of the average of the CPI for Urban Consumers and CPI for Urban Wage Earners (both New York, NY-Northeast NJ, base year 1982-84 =100, "All Items") (Sup9 §12(b)). If Alliance disputes Landlord's determination of the rent, then Landlord and Alliance will resolve the dispute according to a specified arbitration process (Sup9 §12(b) and §16).
- For purposes of calculating real estate tax escalations, the base year during such extension period is 2019/20 if Landlord does not exercise its 5 year extension option, or 2024/25 if Landlord does exercise its 5 year extension option (Sup9 §12(c)(i); Sup15 §13(b) and (c)). For purposes of calculating expense escalations, the base year for building expenses during such extension period is calendar year 2019 if Landlord does not exercise its 5 year extension option, or calendar year 2024 if Landlord does exercise its 5 year extension option. (Sup9 §12(c)(ii) and (iii); Sup15 §13(b) and (c)).

Certain Subleases:

Alliance has entered into subleases covering portions of the demised premises. Certain of such subleases have terms that extend beyond the expiration date of the term of the lease. With respect to such subleases, Landlord and Alliance have agreed that if the term of the lease is not extended, then the term of the lease will be extended with respect to the sublet premises.

SERVICES

Electricity:

See page 14.

Elevator:

Passenger: Service will be provided as necessary on business days between 8 am and 6 pm and sufficient service at all other times (orig. §32.01). In case of special events at the demised premises, upon 24 hours notice from Alliance, Landlord will provide 2 dedicated elevators staffed by Landlord personnel, the labor cost of which will be reimbursable by Alliance within 30 days of demand (Sup9 §24(a)). Landlord is required to have, in 1996, reconfigured the elevators so that the 32nd floor and the 37th, 38th and 39th floors are served by the same elevators (Sup6, §4(c)).

Freight: Landlord will provide reasonable freight elevator service on business days from 8 am to 6 pm and after-hours service at landlord's established rates (orig. §32.01). During tenant's initial fit-out of the remainder of the 31st floor, and the 42nd, 43rd and 44th floors, Alliance has priority but not exclusive use of one freight elevator and non-priority use of a second freight elevator at no charge (Sup14 §13(a); Sup15 §16(a); Sup24 §10(a); Sup25 §10; Sup26 §10). Subject to the terms of the alterations provisions and so long as Alliance is leasing floors 31 (part) through 41, Alliance has the right, at its expense, to make alterations so that any elevator servicing Floors 31 (part) through 41 can stop on any other floor leased by Alliance (Sup15 §24).

HVAC:

Regular Service: During regular hours of operation on business days as from time to time determined by Landlord, but always at least from 8 am to 6 pm, but excluding 9pm to 8 am (orig. §32.02(a)).

After-Hours Service: Available upon reasonable notice at Landlord's established rates, payable upon presentation of bill, provided that:

- if any other tenants in the same air conditioning zone obtain after-hours service, the charge therefore will be equitably pro-rated (orig. §32.02(d)), and
- Landlord will provide HVAC to Alliance free of charge on any non-business day that the New York Stock Exchange is open (Sup9 §24(b)).

Supplemental AC: Subject to the lease provisions (including the alterations section) and all applicable laws, Alliance may at its expense install self-contained package air-conditioning units in the demised premises. Alliance is responsible for the maintenance and repair of such units. Alliance may connect such units to any existing supplementary air-conditioning systems located in the demised premises as of the date the lease commenced with respect to the 37th and 38th floors (orig. §32.10). Alliance has the right to install at its own expense additional supplemental air conditioning in the demised premises subject to service being available from Landlord at Landlord's established per ton per annum connected load and line charge (Sup5 §11(d)). Alliance has the right to install a supplemental air conditioning system on the 31 (part)-34th, and 37th-39th floors and Landlord will provide condenser water therefor at a connected load and line charge fee of \$500 per ton per annum increased after 1991 in proportion to the lease's expense escalations (Sup6 §17; Sup7 §19).

Condenser Water:

- Floors 2, 8-14: Alliance has reserved 190 tons of condenser water for use on the 2nd and 8th-14th floors, with an option to reserve up to an additional 80 tons upon written notice to Landlord on or before 8/30/04. Landlord's charge for such condenser water is \$568.35 plus annual increases based on the percentage increases in building and parking expenses. Alliance begins paying for such condenser water upon use (but no later after 1 year after delivery of the 2nd and 8th through 14th floors). If Alliance requires more than 270 tons of condenser water for such space, then Landlord will use best efforts to obtain additional condenser from the building's existing supply and, if unsuccessful, will enter into good faith discussions regarding the installation of an additional cooling tower and allocation of costs relating thereto (Sup15 §16(b)).
- Floors 15-16: The 15th floor has an existing supply of 12 tons of condenser water and the 16th floor has an existing supply of 11 tons of condenser water. Alliance has the right to install at its own expense, pursuant to the alterations provisions of the Lease, a supplemental air-conditioning system on the 15th and 16th floors. Alliance was to have reserved its requirements of condenser water for such supplemental system from the existing supply on or before May 1, 1999 and of additional condenser water (up to 100 tons) by June 30, 2001 (Sup14 §13(b)(ii)). We have been advised by Judd S. Meltzer Co. Inc., however, that Landlord has agreed to reduce such available tonnage to 60 tons in exchange for increasing the available tonnage to 100 tons with respect to Floors 35-36. Landlord's charge for such condenser water is \$552/ton per annum plus annual increases over a 1997 base year (Sup12 §14).
- Floors 2, 8-14, 17 (part): Alliance was required to notify the Landlord of the amount of additional condenser water required by Alliance for its premises on Floors 2, 8-14 and 17 (part), which amount cannot exceed 20 tons, by August 31, 2002. Alliance begins paying for such condenser water upon use at a rate equal to \$594.90 per ton per annum increased annually from 2001 at the same percentage rate that building operating expenses increase (Sup16 §10(b)).
- Floors 31 (part) - 34, 40, 41, 45: We have been advised by Judd S. Meltzer Co. Inc. that Alliance has exercised its right to have Landlord supply Alliance with 250 tons condenser water for use in supplemental air conditioning units on Floors 31 (part)-34 or 40, 41 and 45 at a cost \$250/ton/yr for the first 250 tons/yr and \$500/ton/yr (plus annual increases over the 1994 expenses base year). Any condenser water already being provided for Floors 31(part)-34 and 40, 41 and 45 are included in determining such rates. Alliance pays for the condenser water that Landlord has agreed to commit to Alliance, regardless of whether Alliance actually uses it (Sup9 §24(f)).
- Floors 35-36: Alliance may purchase up to 60 tons (in the aggregate) of condenser water for use in connection with its supplemental air-conditioning on the 35th and 36th floors. We have been advised, however, by Judd S. Meltzer Co. Inc. that Landlord has agreed to increase such available tonnage to 100 tons in exchange for reducing the available tonnage of additional condenser water to 60 tons with respect to Floors 15-16. Alliance must reserve the condenser water it wishes to purchase by February 8, 2001 (in respect of the 35th floor) and December 31, 2001 (in respect of the 36th floor) Landlord's charge for such condenser water is \$568.35/ton per annum plus annual increases over a 1999 base year (Sup14 §13(b)).

Standards:

- indoor conditions to be 75° 50% RH when outdoor conditions are 92° DB and 74° WB; indoor conditions to be 70° when outdoor conditions are 11°
- outdoor air at a minimum of 20 cfm per person

assumes occupancy of 1 person per 100 usf, electric demand load of 5 watts per usf, and appropriate use of blinds (Sup9 §24(c)(ii)).

Water: Landlord is required to supply an adequate quantity for ordinary lavatory, drinking, cleaning and pantry purposes. Water consumed for any additional purposes is subject to charge therefor and, separate metering. Alliance is subject to charge and separate metering for water used for any additional purposes.

Housekeeping Supplies: Landlord must approve, in its reasonable discretion, suppliers of laundry, linen, towels, drinking water, ice and similar supplies to be consumed in the demised premises. Landlord may designate exclusive suppliers of any such supply provided that such suppliers' rates and quality are comparable to other suppliers (orig. §32.05).

Food & Beverages: Landlord must approve, in its reasonable discretion any vendor of food or beverages to be consumed in the demised premises (orig. §32.06).

Cleaning: See page 21.

Building Directory and Concierge: Alliance is provided with its proportionate share (based upon the same percentage used in calculating Alliance's share of operating expense escalations) of listings for itself, and any other person or entity in occupancy of the demised premises and their employees. Landlord may reduce the number of such listings provided that Alliance always has its share in proportion to the space it occupies in the building (Sup6 §23).

So long as Alliance and its affiliates are in occupancy of at least 200,000 rsf, Alliance, at no additional cost, is permitted to station 1 or, if practicable, 2 of its employees at the lobby's concierge desk with a telephone, an employee telephone directory, guest passes and an identifying sign (Sup9 §10(f)).

Signage and Flag: So long as Alliance and its affiliates are in occupancy of at least 200,000 rsf, Alliance has exclusive right to name the building after itself or, subject to Landlord's consent, any of its affiliates, and Alliance has the right to install signage with its name and logo:

- above the lobby entrance (which may be illuminated subject to Landlord's reasonable approval, but not neon, and provided that any other exterior signage is subject to Alliance's approval),
- on the building plaza kiosks (with signage for the building's retail tenants on such kiosks subject to Alliance's reasonable approval and any other kiosk signage or retail signage subject to Alliance's approval),
- behind the lobby concierge desk (which may be illuminated subject to Landlord's reasonable approval, but not neon, and which will be the only sign behind the lobby concierge desk, although Landlord may install less prominent signage for other tenants elsewhere in the lobby subject to Alliance's reasonable approval), and

- place “tombstone” signs on the building plaza

If occupancy decreases to less than 200,000, Landlord may remove Alliance’s signage (Sup9 §10(a)). Landlord has reasonable approval rights as to the design and location of Alliance’s signage. All installation, maintenance and removal work relating to Alliance’s signage will be performed by Landlord at Alliance’s reasonable expense (Sup9 §10(b)).

So long as Alliance and its affiliates are in occupancy of at least 200,000 rsf, Alliance may fly a flag bearing its name and logo, the design of which is subject to landlord’s reasonable approval, from a flagpole on the building plaza. No other flagpole may be installed on the building plaza without Alliance’s approval (Sup9 §10(d)).

Landlord is prohibited from installing any signage in the area of the lobby’s upper elevator bank for an Alliance competitor occupying Floors 46-50, or a majority thereof (Sup13 §19(d)).

General Contractor:

Landlord’s affiliate will act as general contractor for any alteration work performed anywhere in the demised premises for one year after Landlord delivers the 2nd and 8th- 14th floors to Alliance following substantial completion of Landlord’s work thereon, for a fee not to exceed 6% of the aggregate cost of such work (Sup15 §6(a)). Alliance and Plaza Construction Corp., Landlord’s affiliate, have subsequently entered into that certain Master Agreement dated January 27, 2004 pursuant to which Plaza Construction Corp. will provide construction management services to Alliance in respect of construction projects at the building.

Parking:

37 spaces in the building garage at the garage’s standard rates and terms, but the first 25 are at a 10% discount if Alliance reserved such spaces before the Sup9 Adjustment Date (Sup9 §18; Sup12 §12). Landlord’s parking obligations continue so long as Landlord is the garage operator or so long as the garage is generally available to building tenants (Sup15 §22).

Allowances and Credits:

The following allowances and credit may have been used or applied:

10th Floor: \$130,000 credit against fixed annual rent due from and after Floor 10 is included in the demised premises (Sup19 §9).

15th Floor: \$987,725 for tenant’s initial fit-out and professional fees relating thereto. Any portion not used for such purposes is credited against fixed annual rent (Sup12 §6(b)).

16th Floor: \$987,725 for cost of initial fit out and professional fees relating thereto. Any portion not used for such purposes is credited against fixed annual rent (Sup12 §6(c)).

CASUALTY/CONDEMNATION

Casualty:

In case of casualty, Landlord is required to restore the building and/or the demised premises (other than property installed by or on behalf of Alliance). Fixed annual rent and additional rent is abated to the extent that the demised premises or a portion thereof are unrentable and are not occupied by Alliance for the conduct of its business. In case of substantial casualty affecting the demised premises, Alliance may terminate the lease if Landlord's restoration is not completed within 1 year, subject to extension of up to an additional 6 months for circumstances beyond Landlord's reasonable control. (orig. §13.01). In case the building or the demised premises are substantially damaged in the last 2 years of the term, either Landlord or Alliance may cancel the lease upon notice given within 60 days of such casualty (orig. §13.02). Landlord may terminate the lease upon 30 days' notice given within 120 days of a casualty that so damages the building that Landlord decides to demolish it or not rebuild it (orig. §13.03).

Condemnation:

In case of a total condemnation of the demised premises, the lease terminates (orig. §14.01). In case of a condemnation other than a total condemnation of the demised premises, the lease will continue, but fixed annual rent and additional rent, will be abated proportionately, provided that if more than 25% of the demised premises is condemned, Alliance may terminate the lease upon 30 days notice given within 30 days after such condemnation (orig. §14.02). Landlord is required to repair any damage caused by such condemnation (orig. §14.02). In case of a condemnation of more than 25% of the demised premises, Landlord will, to the extent of the condemnation award, repair damage caused by such condemnation within 6 months of the condemnation, as such period may be extended due to force majeure. If Landlord fails to complete repairs within 6 months, as extended due to force majeure, Alliance may terminate upon 30 days' notice (orig. §14.04). In case of any partial condemnation within the last 2 years of the term, either party may terminate the lease within 32 days of the condemnation upon 30 days notice (orig. §14.04). In case of a temporary taking of all or part of the of the demised premises, there will be no abatement of rent, but Alliance is entitled to any condemnation award and if such temporary taking occurs in the last 3 years of the terms, Alliance may terminate the lease upon 30 days' notice given within the 30 days of title vesting in such condemnation (orig. §14.05).

ASSIGNMENT/SUBLETTING

Subletting the demised premises, assigning the Lease, allowing others to use the demised premises, and advertising for a subtenant or assignee are not permitted without the consent of Landlord (§15.01), which consent will not unreasonably be withheld (§15.05) except with regard to the ground floor portion of the demised premises. Landlord has no recapture rights. Alliance may, without Landlord's consent, assign or sublet to a corporation into or with which Alliance is merged, with an entity to which substantially all of Alliance's assets are transferred, or to an entity which controls or is controlled by Alliance or is under common control with Alliance, subject to a net worth test (§15.02). Also, Alliance may, without Landlord's consent, permit an affiliate (defined as "an entity which controls or is controlled by Alliance or is under common control with Alliance") to occupy all or a portion of the premises (orig. §15.08). Any permitted assignment or sublease will not be effective until Alliance delivers to Landlord a recordable sublease or assignment agreement reasonably satisfactory to Landlord pursuant to which the subtenant or assignee assumes all of Alliance's obligations under the Lease. Alliance will remain fully liable under the lease for the payment of rent and the performance of all of Alliance's other obligations under the Lease notwithstanding any such assignment or sublease (orig. §15.03).

Landlord's Consent to assignment or sub-subletting by an assignee or subtenant: Landlord's consent will not be unreasonably withheld or delayed, provided that such further assignment or sub-sublease is subject to all of the other terms and conditions of the Lease regarding assignment and subletting (Sup7 §12(b)).

Profits:

If Alliance assigns the lease or sublets any portion of the demised premises other than to a corporation into which Alliance is merged or consolidated, or to which Alliance's assets are transferred or to any entity which controls or is controlled by Alliance or is under common control with Alliance, then Alliance will pay Landlord 50% of any profits after first deducting reasonable expenses incurred in connection with such assignment/sublease amortized on a straight line basis over the balance of the lease term (in case of an assignment) or over the term of the sublease (in case of a sublease) (orig. §15.07). For the first 50% of rsf of demised premises other than ground floor space (including Floors 2 and 8-14 after such floors are delivered to Alliance (Sup15 §19(a)) assigned or sublet by Alliance, Alliance will have the right to deduct as such a reasonable expense a "Tenant Improvement Deduction", determined as of the commencement date of such sublease or assignment, and calculated as follows:

$((A/2 - B) \div C) \times D$, where

A = amortized value of Alliance leasehold improvements (regardless of whether paid for with tenant allowance) based upon the average value of Alliance's unamortized leasehold improvements on a per rentable square foot basis for all of the demised premises other than any concourse space (Sup15 §19(b)) or ground floor space (Sup20 §2(a)), amortized on a straight line basis from completion date until 10/31/09 (if located on Floors 37-39 and completed prior to 8/16/94 and such calculation is being made prior to the delivery of Floors 2 and 8-14 (Sup15 §19(a))) or the lease expiration date (in all other cases)

B = total landlord cash contribution or allowance to Alliance for leasehold improvements under the lease,

C = total rsf of the demised premises, and

D = rsf of the space being sublet or assigned. (Sup9 §13(d))

In determining profits, Alliance is permitted to take into account its electricity expenses under the lease and cleaning expenses (whether under separate agreement with Landlord's contractor or pursuant to the lease) (Sup9 §13(d)), and its rental cost for the space being sublet or assigned will be determined using an average, on a rentable square foot basis, of its rental cost for the entire demised premises other than any concourse space or ground floor space (Sup20 §2(b)) except with respect to any sublease or assignment of the 2nd, 8th-14th or 17th (part) floors made before Alliance ever occupies such space (which is the case for Floor 10 (Sup19 §6(b)) in which case Alliance's rental cost will be based on its actual rental without including any deduction for unamortized tenant improvements (Sup15 §19(d); Sup16 §12, Sup17 §11; Sup18 §11). If Alliance subleases any part of Floors 2 and 8-14 or assigns the Lease with respect thereto after first occupying such space, then Alliance will have the right to take a "Tenant Improvement Deduction" as provided above.

RIGHTS TO ADDITIONAL SPACE

Except as noted below, all of the following rights are subject to the condition that Alliance and its affiliates are occupying at least 200,000 rsf of the building and to the condition that Alliance is not in default beyond the expiration of applicable notice and cure periods under any of the terms, provisions and conditions of the Lease.

- Ground Floor:* Alliance has the right of first offer to lease all or a portion of the space occupied by European American Bank as of August 16, 1994, upon such space (or portion thereof) becoming available, at 95% of fair market rent (as determined by Landlord but subject to a specified arbitration process if Landlord and Alliance cannot agree within 60 days of Alliance's acceptance of the offer) (Sup9 §14(a)). So long as Alliance and its affiliates occupy at least 200,000 rsf of the building, Landlord is restricted from leasing such space to a competitor of Alliance (Sup9 §14(a)(ii)). This right of first offer is not subject to the condition that Alliance not be in default beyond the expiration of applicable notice and cure periods under any of the terms, provisions and conditions of the Lease.
- 24th and 25th Floors:* [Note: The 24th and the 25th floors are currently used for the building's mechanical equipment and are not leased to tenants.]
- 26th, 27th and 28th Floors:* Subject to the superior rights (as of 8/16/94) of any then-existing tenant or occupant of the building and the superior rights of any tenant that leases floors 26 through 28, Alliance has the right of first offer to lease, at fair market rent (as determined by Landlord but subject to a specified arbitration process if Landlord and Alliance cannot agree within 60 days of Alliance's acceptance of the offer), the 26th, 27th and 28th floors (or a portion of any such floor, if offered to Alliance as a partial floor), upon availability (Sup9 §14(c)). We have been advised by Judd S. Meltzer Co. Inc. that this space is presently leased to Avon pursuant to a lease which expires on October 31, 2016 and that Avon has three 5-year extension options which are superior to Alliance's right of first offer.
- 29th Floor:* Subject to the superior rights (as of 8/16/94) of any then-existing tenant or occupant of the building and the superior rights of any tenant that leases floors 26 through 28, Alliance has the right of first offer to lease, at fair market rent (as determined by Landlord but subject to a specified arbitration process if Landlord and Alliance cannot agree within 60 days of Alliance's acceptance of the offer), the 29th floor (or a portion thereof, if offered to Alliance as a partial floor), upon availability (Sup9 §14(c)). We have been advised by Judd S. Meltzer Co. Inc. that this space is presently leased to Dean Witter pursuant to a lease which expires on February 28, 2005 and that Avon has superior rights to this right of first offer.
- 30th Floor:* Subject to the superior rights (as of 8/16/94) of any then-existing tenant or occupant of the building and the superior rights of any tenant that leases floors 26 through 28, Alliance has the right of first offer to lease, at fair market rent (as determined by Landlord but subject to a specified arbitration process if Landlord and Alliance cannot agree within 60 days of Alliance's acceptance of the offer), the 30th floor (or a portion of any such floor, if offered to Alliance as a partial floor), upon availability (Sup9 §14(c)). We have been advised by Judd S. Meltzer Co. Inc. that this space is presently leased to Rubenstein pursuant to a lease which expires on December 31, 2009 and that Rubenstein has one 5-year extension option which may be preempted by Alliance.

46th through 50th Floors:

Subject to the superior rights (as of 8/16/94) of any then-existing tenant or occupant of the building and the superior rights of any tenant that leases floors 26 through 28, Alliance has the right of first offer to lease, at fair market rent (as determined by Landlord but subject to a specified arbitration process if Landlord and Alliance cannot agree within 60 days of Alliance's acceptance of the offer), the 49th and 50th floors (or a portion of any such floor, if offered to Alliance as a partial floor), upon availability (Sup9 §14(c)). This right of first offer also applies to the 46th through 48th floors (Sup10 §4(b); Sup14 §16). We have been advised by Judd S. Meltzer Co. Inc. that this space is presently leased to Pimco pursuant to a lease which expires on December 31, 2016 and that there are no superior rights to this right of first offer.

All other space:

We have been advised by Judd S. Meltzer Co. Inc. that the companies listed below have leased the floors under leases expiring as follows:

Tenant	Floor(s)	Lease Expiration
Arthur Andersen	3 through 7	04/30/04
Linklaters	19	11/30/13
Stern Stewart	20	04/30/08
Smith Barney	21 and 22	04/30/05
Nichimen	23	04/30/12

Alliance has the right of first offer to lease all other space in the building it does not already lease or that is not subject to another of Alliance's rights of first offer, upon availability, at fair market rent (as determined by landlord but subject to a specified arbitration process if Landlord and Alliance cannot agree within 60 days of Alliance's acceptance of the offer) (Sup15 §9(a)(1); Sup16 §14). This right of first offer is subject to the conditions that Alliance and its affiliates are in occupancy of at least 400,000 rsf and is subject to any rights of first offer or refusal held by any other building occupant or tenant existing as of August 3, 2000 (Sup15 §9(a)(i) and (ii)). (Note: We have been advised by Judd S. Meltzer Co. Inc. that the following superior rights exist: Linklaters has two 5-year extension options with respect to the 19th floor, Smith Barney has one 5-year extension option with respect to the 21st and 22nd floors; Nichimen has one 5-year extension option with respect to the 23rd floor and Avon has rights to the 23rd floor.) Alliance may not exercise such right of first offer during the last 10 years of the term unless (i) Alliance simultaneously extends the lease term pursuant to the Lease, or (ii) such offer is made during the period beginning 10 years before the expiration date and ending 5 years before the expiration date and is for 2 or fewer floors (provided that if it is for more than 2 floors and Alliance wishes to accept the offer, Alliance must accept Landlord's terms (including, perhaps, a non-coterminous expiration date) for those excess floors) (15 Sup. §9(a)(iii)(7)).

DEFAULT AND LANDLORD REMEDIES

Events of Default:

Landlord may terminate the lease upon 10 days' notice if:

- (i) Alliance fails to pay fixed annual rent or any other lease payment within 10 days after notice from Landlord of such failure;
- (ii) Alliance fails to cure its default under any of its other obligations under the lease, or fails to re-occupy the demised premises after abandoning the demised premises, within 30 days after notice from Landlord (reduced to 5 days in case of default under Alliance's obligation to use the demised premises in conformance with the certificate of occupancy or Alliance's failure to provide an estoppel), but if such default cannot be cured within such period, such period is extended as necessary to permit Alliance with diligence and good faith, to cure such default; or
- (iii) an execution or attachment against Alliance or its property results in a party other than Alliance continuing to occupy the demised premises after 30 days' notice from Landlord (orig. §19.01).

Upon termination, Landlord may re-enter the demised premises and dispossess Alliance (orig. §19.02).

Alliance's obligation to pay fixed annual rent and additional rent survives any termination of the lease due to Alliance's default (orig. §19.03). Upon such termination, Alliance will pay landlord re-letting expenses and at Landlord's option, either a lump sum representing the present value of the excess of Alliance's combined fixed annual rent and additional rent over the rental value for the terminated portion of the term, or on a monthly basis the excess of Alliance's combined fixed annual rent and additional rent over the rent received from any re-letting of the demised premises for the period representing the terminated lease term (orig. §20.01).

Landlord's Right to Cure:

If Alliance fails to cure a default within any applicable grace period after notice of such default (provided that no notice is required in case of emergency), then Landlord may cure such default and bill Alliance for the cost of such cure, which bill will be due upon receipt (orig. §21.01).

Right to Contest:

Alliance may contest any law that Alliance is obligated to comply with under the lease and compliance thereunder, provided that:

- (a) such non-compliance will not subject Landlord to criminal prosecution or subject the building to lien or sale;
- (b) such non-compliance does not violate any fee mortgage, ground lease or leasehold mortgage thereon;
- (c) Alliance will deliver a bond or other security to Landlord; and
- (d) Alliance will diligently prosecute such contest.

Arbitration: Where arbitration is required by the lease, unless otherwise expressly provided, the arbitration will be in New York City in accordance with the Commercial Arbitration Rules of the American Arbitration Association and the lease, and judgment may be entered in any court having jurisdiction (orig. §33.01).

Limits on Alliance's Remedies: Alliance cannot, in response to Landlord's act or omission, terminate the lease or set-off rent before giving any ground lessor or mortgagee of the fee or ground leasehold estate for which Alliance has been given an address notice of such act or omission and a reasonable period of time to cure. Such ground lessor or mortgagee, however, has no obligation to cure such act or omission.

ACCESS

Landlord:

Landlord may enter the demised premises to perform alteration work, to inspect the demised premises or to exhibit the demised premises to prospective purchasers, mortgagees or lessors of the building and (during the last 6 months of the term) to prospective lessees of the demised premises, provided that Landlord provides Alliance advance notice (which may be oral) of such entry (orig. §16.01). Landlord will exercise reasonable diligence so as to minimize the disturbance (orig. §16.01).

Carter-Wallace, Inc.

Carter-Wallace, Inc. is allowed, once a month upon reasonable notice during business hours, access in the vicinity of column 63 on the northeast side of the 41st floor to service a humidifier, provided that Carter-Wallace, Inc. will move such portion of humidifier off the 41st floor if Alliance reasonably requires Carter-Wallace, Inc. to do so as part of Alliance's alteration work on the 41st floor (LTR1, par 2).

NOTICES

All notices required to be given by the lease or by law are required to be in writing. Notices, which are required to be sent by certified or registered mail, are deemed sent by the sender and received by the recipient when deposited in the exclusive care and custody of the U.S. mail. Notices to Landlord are to be addressed as follows:

1345 Leasehold Limited Partnership
c/o Fisher Brothers
299 Park Avenue
New York, New York

with a copy to:

Fisher Brothers
299 Park Avenue
New York, New York
Attn: General Counsel

(orig. §31.01)

00252.035 #212808v9

Exhibit 12.01**AllianceBernstein L.P.
Consolidated Ratio Of Earnings To Fixed Charges**

	Years Ended December 31,		
	2014	2013	2012
	(in thousands)		
Fixed Charges:			
Interest Expense	\$ 2,797	\$ 2,962	\$ 3,429
Estimate of Interest Component In Rent Expense ⁽¹⁾	-	-	-
Total Fixed Charges	\$ 2,797	\$ 2,962	\$ 3,429
Earnings:			
Income (Loss) Before Income Taxes and Non-Controlling Interest in Earnings of Consolidated Entities	\$ 608,621	\$ 564,251	\$ 202,365
Other	1,379	16,337	24,675
Fixed Charges	2,797	2,962	3,429
Total Earnings	\$ 612,797	\$ 583,550	\$ 230,469
Consolidated Ratio Of Earnings To Fixed Charges	219.09	197.01	67.21

(1) AllianceBernstein L.P. has not entered into financing leases during these periods.

Subsidiaries of
AllianceBernstein I.p.

Each of the entities listed below are wholly-owned subsidiaries of AllianceBernstein, unless a specific percentage ownership is indicated:

AllianceBernstein International LLC
(Delaware)

AllianceBernstein Trust Company, LLC
(New Hampshire)

AllianceBernstein Corporation of Delaware
(Delaware)

AllianceBernstein Holdings (Cayman) Ltd.
(Cayman Islands)

Sanford C. Bernstein & Co., LLC
(Delaware)

AllianceBernstein Real Estate Investments LLC
(Delaware)

AB Private Credit Investors LLC
(Delaware)

AllianceBernstein Investments, Inc.
(Delaware)

AllianceBernstein Investor Services, Inc.
(Delaware)

AllianceBernstein Global Derivatives Corporation
(Delaware)

AllianceBernstein Oceanic Corporation
(Delaware)

AllianceBernstein Japan Inc.
(Delaware)

Alliance Capital Management LLC
(Delaware)

AllianceBernstein Canada, Inc.
(Canada)

AllianceBernstein (Mexico), S. de R.L. de C.V.
(Mexico)

AllianceBernstein Administradora de Carteiras (Brasil) Ltda.
(Brazil)

AllianceBernstein (Argentina) S.R.L.
(Argentina)

AllianceBernstein Holdings Limited
(U.K.)

AllianceBernstein Preferred Limited
(U.K.)

AllianceBernstein Limited
(U.K.)

AllianceBernstein Services Limited
(U.K.)

Sanford C. Bernstein Limited
(U.K.)

Sanford C. Bernstein (CREST Nominees) Limited
(U.K.)

Sanford C. Bernstein (Schweiz) GmbH
(Switzerland)

AllianceBernstein Schweiz AG
(Switzerland)

AllianceBernstein (Luxembourg) S.a.r.l
(Luxembourg)

AllianceBernstein (France) SAS
(France)

AB Europe GmbH
(Germany)

AllianceBernstein Japan Ltd.
(Japan)

AllianceBernstein Hong Kong Limited
(Hong Kong)

Sanford C. Bernstein (Hong Kong) Limited
(Hong Kong)

AllianceBernstein Asset Management (Korea) Ltd.
(South Korea)

AllianceBernstein Investment Research (Proprietary) Limited
(South Africa; 80%-owned)

AllianceBernstein Investment Management Australia Limited
(Australia)

AllianceBernstein Australia Limited
(Australia)

AllianceBernstein New Zealand Limited
(New Zealand)

AllianceBernstein (Singapore) Ltd.
(Singapore)

AllianceBernstein Investments Taiwan Limited
(Taiwan)

Alliance Capital (Mauritius) Private Limited
(Mauritius)

AllianceBernstein Investment Research and Management (India) Private Ltd.
(India)

ACAM Trust Company Private Ltd.
(India)

Alliance Capital Asset Management (India) Private Ltd.
(India; 75%-owned)

CPH Capital Fondsmæglerelskab A/S
(Denmark; 82%-owned)

W.P. Stewart & Co., LLC
(Delaware)

WPS Advisors, LLC
(Delaware)

W.P. Stewart Asset Management LLC
(Delaware)

W.P. Stewart & Co. (Europe), Ltd.
(U.K.)

W.P. Stewart Asset Management (NA), LLC
(New York)

W.P. Stewart Asset Management (Curacao), N.V.
(Curacao)

W.P. Stewart Asset Management (Europe), N.V.
(Netherlands)

TPR Curacao N.V.
(Curacao)

WPSH Management N.V.
(Curacao)

W.P. Stewart Securities LLC
(Delaware)

W.P. Stewart Fund Management, S.A.
(Luxembourg)

Bowen Asia Limited
(Hong Kong)

CONSENT OF INDEPENDENT REGISTERED PUBLIC ACCOUNTING FIRM

We hereby consent to the incorporation by reference in the Registration Statements on Form S-8 (No. 333-170717, No. 333-160994, No. 333-153151, No. 333-142202, No. 333-142199, No. 333-127223, No. 333-51418, No. 333-49392, No. 333-47667, No. 333-47665, and No. 333-47194) of AllianceBernstein Holding L.P. of our report dated February 12, 2015 relating to the financial statements and the effectiveness of internal control over financial reporting, which appears in this Annual Report on Form 10-K.

/s/ PricewaterhouseCoopers LLP

New York, New York

February 12, 2015

CONSENT OF INDEPENDENT REGISTERED PUBLIC ACCOUNTING FIRM

We hereby consent to the incorporation by reference in the Registration Statements on Form S-3 (No. 333-64886) and Form S-8 (No. 333-47192) of AllianceBernstein L.P. of our reports dated February 12, 2015 relating to the financial statements, financial statement schedule and the effectiveness of internal control over financial reporting, which appear in this Annual Report on Form 10-K.

/s/ PricewaterhouseCoopers LLP

New York, New York

February 12, 2015

I, Peter S. Kraus, certify that:

1. I have reviewed this annual report on Form 10-K of AllianceBernstein Holding L.P.;
2. Based on my knowledge, this report does not contain any untrue statement of a material fact or omit to state a material fact necessary to make the statements made, in light of the circumstances under which such statements were made, not misleading with respect to the period covered by this report;
3. Based on my knowledge, the financial statements, and other financial information included in this report, fairly present in all material respects the financial condition, results of operations and cash flows of the registrant as of, and for, the periods presented in this report;
4. The registrant's other certifying officer and I are responsible for establishing and maintaining disclosure controls and procedures (as defined in Exchange Act Rules 13a-15(e) and 15d-15(e)) and internal control over financial reporting (as defined in Exchange Act Rules 13a-15(f) and 15d-15(f)) for the registrant and have:
 - (a) Designed such disclosure controls and procedures, or caused such disclosure controls and procedures to be designed under our supervision, to ensure that material information relating to the registrant, including its consolidated subsidiaries, is made known to us by others within those entities, particularly during the period in which this report is being prepared;
 - (b) Designed such internal control over financial reporting, or caused such internal control over financial reporting to be designed under our supervision, to provide reasonable assurance regarding the reliability of financial reporting and the preparation of financial statements for external purposes in accordance with generally accepted accounting principles;
 - (c) Evaluated the effectiveness of the registrant's disclosure controls and procedures and presented in this report our conclusions about the effectiveness of the disclosure controls and procedures, as of the end of the period covered by this report based on such evaluation; and
 - (d) Disclosed in this report any change in the registrant's internal control over financial reporting that occurred during the registrant's most recent fiscal quarter (the registrant's fourth fiscal quarter in the case of an annual report) that has materially affected, or is reasonably likely to materially affect, the registrant's internal control over financial reporting; and
5. The registrant's other certifying officer and I have disclosed, based on our most recent evaluation of internal control over financial reporting, to the registrant's auditors and the audit committee of the registrant's board of directors (or persons performing the equivalent functions):
 - (a) All significant deficiencies and material weaknesses in the design or operation of internal control over financial reporting which are reasonably likely to adversely affect the registrant's ability to record, process, summarize and report financial information; and
 - (b) Any fraud, whether or not material, that involves management or other employees who have a significant role in the registrant's internal control over financial reporting.

Date: February 12, 2015

/s/ Peter S. Kraus

Peter S. Kraus
Chief Executive Officer
AllianceBernstein Holding L.P.

I, John C. Weisenseel, certify that:

1. I have reviewed this annual report on Form 10-K of AllianceBernstein Holding L.P.;
2. Based on my knowledge, this report does not contain any untrue statement of a material fact or omit to state a material fact necessary to make the statements made, in light of the circumstances under which such statements were made, not misleading with respect to the period covered by this report;
3. Based on my knowledge, the financial statements, and other financial information included in this report, fairly present in all material respects the financial condition, results of operations and cash flows of the registrant as of, and for, the periods presented in this report;
4. The registrant's other certifying officer and I are responsible for establishing and maintaining disclosure controls and procedures (as defined in Exchange Act Rules 13a-15(e) and 15d-15(e)) and internal control over financial reporting (as defined in Exchange Act Rules 13a-15(f) and 15d-15(f)) for the registrant and have:
 - (a) Designed such disclosure controls and procedures, or caused such disclosure controls and procedures to be designed under our supervision, to ensure that material information relating to the registrant, including its consolidated subsidiaries, is made known to us by others within those entities, particularly during the period in which this report is being prepared;
 - (b) Designed such internal control over financial reporting, or caused such internal control over financial reporting to be designed under our supervision, to provide reasonable assurance regarding the reliability of financial reporting and the preparation of financial statements for external purposes in accordance with generally accepted accounting principles;
 - (c) Evaluated the effectiveness of the registrant's disclosure controls and procedures and presented in this report our conclusions about the effectiveness of the disclosure controls and procedures, as of the end of the period covered by this report based on such evaluation; and
 - (d) Disclosed in this report any change in the registrant's internal control over financial reporting that occurred during the registrant's most recent fiscal quarter (the registrant's fourth fiscal quarter in the case of an annual report) that has materially affected, or is reasonably likely to materially affect, the registrant's internal control over financial reporting; and
5. The registrant's other certifying officer and I have disclosed, based on our most recent evaluation of internal control over financial reporting, to the registrant's auditors and the audit committee of the registrant's board of directors (or persons performing the equivalent functions):
 - (a) All significant deficiencies and material weaknesses in the design or operation of internal control over financial reporting which are reasonably likely to adversely affect the registrant's ability to record, process, summarize and report financial information; and
 - (b) Any fraud, whether or not material, that involves management or other employees who have a significant role in the registrant's internal control over financial reporting.

Date: February 12, 2015

/s/ John C. Weisenseel
John C. Weisenseel
Chief Financial Officer
AllianceBernstein Holding L.P.

CERTIFICATION PURSUANT TO
18 U.S.C. SECTION 1350,
AS ADOPTED PURSUANT TO
SECTION 906 OF THE SARBANES-OXLEY ACT OF 2002

In connection with the Annual Report of AllianceBernstein Holding L.P. (the "Company") on Form 10-K for the period ending December 31, 2014 to be filed with the Securities and Exchange Commission on or about February 12, 2015 (the "Report"), I, Peter S. Kraus, Chief Executive Officer of the Company, certify, for the purpose of complying with Rule 13a-14(b) or Rule 15d-14(b) of the Securities Exchange Act of 1934 (the "Exchange Act") and 18 U.S.C. § 1350, as adopted pursuant to Section 906 of the Sarbanes-Oxley Act of 2002, that:

- (1) The Report fully complies with the requirements of section 13(a) or 15(d) of the Exchange Act; and
- (2) The information contained in the Report fairly presents, in all material respects, the financial condition and results of operations of the Company.

Date: February 12, 2015

/s/ Peter S. Kraus

Peter S. Kraus
Chief Executive Officer
AllianceBernstein Holding L.P.

CERTIFICATION PURSUANT TO
18 U.S.C. SECTION 1350,
AS ADOPTED PURSUANT TO
SECTION 906 OF THE SARBANES-OXLEY ACT OF 2002

In connection with the Annual Report of AllianceBernstein Holding L.P. (the "Company") on Form 10-K for the period ending December 31, 2014 to be filed with the Securities and Exchange Commission on or about February 12, 2015 (the "Report"), I, John C. Weisenseel, Chief Financial Officer of the Company, certify, for the purpose of complying with Rule 13a-14(b) or Rule 15d-14(b) of the Securities Exchange Act of 1934 (the "Exchange Act") and 18 U.S.C. § 1350, as adopted pursuant to Section 906 of the Sarbanes-Oxley Act of 2002, that:

- (1) The Report fully complies with the requirements of section 13(a) or 15(d) of the Exchange Act; and
- (2) The information contained in the Report fairly presents, in all material respects, the financial condition and results of operations of the Company.

Date: February 12, 2015

/s/ John C. Weisenseel
John C. Weisenseel
Chief Financial Officer
AllianceBernstein Holding L.P.
