

электронное периодическое издание

# ЭКОНОМИКА

и

*социум*

ISSN 2225-1545

№10(77)-2020



ЭЛЕКТРОННОЕ НАУЧНО-ПРАКТИЧЕСКОЕ  
ПЕРИОДИЧЕСКОЕ ИЗДАНИЕ  
**«Экономика и социум»**

<http://www.iupr.ru>

УДК 004.02:004.5:004.9

ББК 73+65.9+60.5

**ISSN 2225-1545**

Свидетельство о регистрации  
средства массовой коммуникации  
Эл № ФС77-45777  
от 07 июля 2011 г.

***Редакционный совет:***

*Зарайский А.А., доктор филологических наук, профессор,  
Калимбетов Х.К., доктор экономических наук, доцент,  
Смирнова Г.В., доктор социологических наук, профессор,  
Федорова Ю.В., доктор экономических наук, профессор,  
Постюшков А.В., доктор экономических наук, профессор,  
Тягунова Л.А., кандидат философских наук, доцент*

**Отв. ред. А.А. Зарайский**

Выпуск №10(77) (октябрь, 2020). Сайт: <http://www.iupr.ru>

© Институт управления и социально-экономического развития, 2020

## ОСНОВНОЙ РАЗДЕЛ

UDK 373.2

*Abdirahmonova S.Sh.*

*Master's degree in Preschool Education from Andijan State University*

*Ahunjanova I.J.*

*2nd year student*

*Andijan State University*

### **THE IMPORTANCE OF FORMATION OF LIBRARY AND THE ORGANIZATION OF A SMALL LIBRARY IN PRESCHOOL EDUCATIONAL ORGANIZATIONS AND THE FAMILY**

*Abstract: This article provides guidance on how to create reading and a small library in preschools. There is talk of the importance of early reading in the MTT and in the family.*

*Keywords: Reading, small library, thinking, worldview, harmonious personality, reading culture, reading, literature.*

Today, in our country, on the basis of the Action Strategy for the five priority areas of development of the Republic of Uzbekistan for 2017-2021, huge changes are taking place in all areas and sectors. In this regard, it is necessary to deepen the values and traditions in the life of society, in particular, to raise the spiritual and intellectual potential, consciousness and worldview of our people, especially the younger generation, to cultivate a harmoniously developed person living with love and devotion to the motherland and people. special attention is paid to enhancing the culture of reading, which is of incomparable importance.

In the Decree of the President of the Republic of Uzbekistan dated September 13, 2017 No PP-3271 "On the establishment of the Commission for the development of the system of printing and distribution of book products, the promotion and promotion of reading and reading culture" Special attention is paid to the formation of reading skills, the culture of reading published books in educational institutions, especially in the preschool education system.

The school and parents have a very difficult and responsible task in shaping children's reading. To do this, parents themselves must also have a high taste and be enlightened and educated. It is well known that only when a child knows how to read a book does a book play an important role in his spiritual life. For a child to be spiritually enriched, the book must guide him to spiritual, mental, aesthetic growth. The first impulse for this is the first book read to the child in the family, the second, the child hears the reading of the father and mother and imagines the beauty of the artistic images, this first and second encounter with the book is the child's later adolescence. all spheres of spiritual life: work, play, music, children's creativity, it is necessary to cover all aspects of his life.

In order to strengthen children's access to quality education in preschool education, as well as to inform parents, the public and the public about the importance of early childhood education and the organization of early reading in the family, the system small libraries are being established under all preschool education institutions. the child's interest in the book begins with the formation of reading in the family. As parents read fairy tales and legends that lead the child to the world of fantasy, the qualities of courage, willpower, solidarity, solidarity and kindness are perfectly formed. This process is continued until the child takes the first step into school by the parents, and after entering the primary school he begins to try to read books himself.

When forming a child's desire to read, parents should take into account the following when choosing a book:

1. Colorful pages when choosing a book;
2. The book motivates the child to choose a profession that interests him;
3. pay attention to the content of the book;
4. Consider the language in which the book is written.

The following guidelines should be followed when setting up small libraries:

- Provide a small library with collections of Uzbek folk tales, legends, stories and children's poetry;

- each section is named after an artistic symbol: a tree, a fairy-tale character, etc., to make it easier to find books;

- The books available on the bookshelf should be age-appropriate for children;

- The selected books are selected based on the topics covered in the curriculum;

- It is important that books not only educate children, but also give them aesthetic pleasure.

Small libraries are organized with the internal capacity of the organization as well as with the involvement of sponsors and serve children. In order to develop children's reading skills, educators use a variety of methods, such as expressive reading of books, conversations about books read, looking at pictures, explaining unfamiliar words, organizing literary evenings and book exhibitions on a topic. will be used. Such methods help to develop the child's personality, his creative abilities, acquaintance with universal values as the basis of cognitive activity, the formation of creative imagination, curiosity.

All of this is designed specifically for children as a model of a real library, with the goal of educating preschool children about the need to go to the library and providing them with basic skills in using information resources.

#### **References:**

1. Sh.Mirziyoyev "Strategy of actions on five priority directions of development of the Republic of Uzbekistan for 2017-2021" T .: March 19, 2019.



2. Sh. Mirziyoyev "On a comprehensive program of measures to develop the system of publishing and distribution of book products, increase and promote the culture of reading and reading" No. PQ-3271. Tashkent. September 13, 2017.
3. Goziyev EG. " Psychology of ontogeny "Tashkent., " Publisher "2010.
4. Sodiqova Sh. "Preschool pedagogy". "Garden of thinking" T .: 2013.
5. P. Yusupova Pedagogy of preschool education. Tashkent., "Teacher" 1993.
6. O.U. Hasanboyeva, M.X. Tojiyeva, Sh.K. Toshpolatova et al. Preschool education pedagogy. A textbook for pedagogical colleges. (Completed and revised 2nd edition). T .: «ILM ZIYO», 2011.

## **BENCHMARKING IS A MARKET-BASED INSTITUTION**

*Abstract: The article examines the active tightening of competition caused by globalization, the organization has to compete with world leaders not only in the external, but also in the domestic market. To do this, she needs to adequately assess her own strengths and weaknesses, constantly look for and find ways to enhance competitive advantages, identify and eliminate the reasons for the insufficient efficiency of her own activities, and increase her competitiveness.*

*Keywords: Benchmarking, business, retail trade, competitiveness, institution.*

Benchmarking allows companies to improve their competitive position in the industry by learning from the experience of other market participants, which means that understanding benchmarking significantly reduces its strategic potential.

First, it is very difficult to get absolutely complete information about the working methods and technologies used by competitors in practice. Moreover, even if an enterprise has such information, it is not possible to fully produce someone's experience due to the lack of certain resources, as well as the specific characteristics of the markets and ways of organizing the business<sup>1</sup>.

Second, it is a creative component of benchmarking as a tool to help improve the organization, which is characterized by high efficiency. The research results should not be simply copied and applied to the enterprise, but the research team should be superior to them, i.e. the project results should be synergized. Exact results synergy and creative thinking allow businesses to achieve the best results through benchmarking.

A common approach applied to competitive benchmarking is to procure competing products to conduct a detailed engineering analysis of products, services, and processes. Without knowledge of the activities of competitors, it is impossible to create competitive world-class products, especially in a competitive automotive market. In practice, most of the largest foreign automakers disassemble cars produced by competitors and carefully analyze the design, comparing assembly methods, quality, and component design into parts. Packaging, applicable manuals, instructions, service life, warranties, delivery, etc. are carefully studied to provide valuable information about the advantages and disadvantages of competitors' products and the effectiveness of their work.

---

<sup>1</sup>Кныазев Е.А., ЕвдокимоваYa.Sh. Benchmarking for universities: Uchebno-metodicheskoe posobie. M.: Universitetskaya kniga, Logos, 2006. - 30 p.

Practice shows that benchmarking is used by large companies that interact with world standards and foreign partners that lead the world market. The largest corporations, including the automotive industry, are focusing their efforts on seeking and developing new management methods in search of competitive advantages. These studies are of a global nature, and the most successful solutions become separate areas of management, for which a theoretical and methodological basis is created<sup>2</sup>.

Benchmarking is a market-based institution that helps organizations solve emerging problems. Benchmarking refers to the process of continuous measurement and comparison of the methods and results of the work of an organization, its individual divisions and functions, processes, products and services produced with organizations chosen as role models in order to collect information that will help the organization in question determine the direction of its improvement and take measures to improving performance and increasing competitiveness.

Due to the high level of competition, maintaining the achievements of past years and even their slight improvement does not give results in increasing and maintaining competitiveness, therefore, organizations must regularly check the effectiveness of previous achievements, develop the ability to quickly respond to changing conditions and maintain a high degree of customer satisfaction. Consequently, benchmarking is not a one-time activity, today it should be formally established in an organization as an institution, become an integral part of the process of innovation and improvement in business.

The available information on benchmarking problems can be divided into two areas: the theoretical foundations of benchmarking based on foreign sources and the practical experience of individual companies in the use of benchmarking technologies.

General theoretical issues of competition, competitive advantages and competitiveness were reflected in the works of such foreign and domestic scientists as G.L. Azoev, G.L. Nagiyev, F. Kotler, I. M. Lifitz, M. Porter, Yu. Yu. Rubin, S. G. Svetunkov, A. Strickland, A. Thompson, R. A. Fatkhutdinov, A. Yu. Yudanov and others.

Increasing the competitiveness of organizations largely depends on the ability and quality of managing competitive advantages. It is customary to understand competitive advantage as those characteristics that create a certain superiority over its competitors for the organization producing or selling a given product. These characteristics can be different and relate both to the product and service itself, and to the peculiarities of the organization's business processes. Such superiority is relative and is determined in comparison with other organizations through benchmarking. In order to maintain and increase its competitiveness, the organization must constantly carry out adequate strategic and

---

<sup>2</sup>Tsybul'skaya E.V. Izvestiya MGTU «MAMI» № 4 (18), 2013, t. 1

operational changes, acquire new competitive advantages, at least as fast as its competitors will copy existing ones. Without using the capabilities of the market benchmarking institution, it is extremely difficult to organize a process of continuous improvement of the organization's performance, which requires benchmarks for the performance of other organizations, as well as knowledge of the best business practices of direct competitors and industry leaders<sup>3</sup>.

The preconditions for the emergence of benchmarking and the subsequent process of its institutionalization were the processes of toughening competition in world markets along with the beginning of globalization of world trade, as a result of which the opportunities for access to information on the activities of leading world corporations have significantly expanded. Benchmarking has a history of several decades.

The event that marked the beginning of the institutional stage in the development of benchmarking was the establishment of several centers for the exchange of best practices that collect, classify and disseminate information, products and services within the framework of benchmarking. Such organizations subsequently became the main subjects of benchmarking in the world. At the current institutional stage of the development of benchmarking, it seems necessary to focus on the categorical definition of it as a market institution. The foundation of the benchmarking institute is the relationship of agreement that arises between the subjects of benchmarking in the process of sharing best practices. The concept of a consensus relationship is based on the orderly exchange of information, creating and maintaining the necessary connections and contacts with benchmarking partners.

Thus, the object of institutional interactions within the framework of the institution of benchmarking is information about best practices for doing business, which will allow organizations to increase the efficiency of their activities with minimal expenditure of organizational resources.

To increase the efficiency of management, it is necessary to implement the following measures based on interaction with the company's departments and network enterprises:

1. Coordination of work on the development of pricing policy in the enterprises of the industry in order to form the optimal pricing and cost of products;
2. Activation of regular marketing research (in conjunction with the Company's marketing services), identification of new trends and changes in the domestic and foreign markets, as well as preparation of proposals and recommendations on the production plan for the volume and range of products (services).
3. Introduction of modern information and communication technologies;

---

<sup>3</sup>Sidorova, E. E. Benchmarking as a function of searching for competitive advantages in the system of modern entrepreneurship / E. E. Sidorova // Youth and Economy: New Views and Solutions: Interuniversity. Sat. tr. Young Scientists / Ed. L.S. Shakhovskoy / VolGTU. - Volgograd, 2005



### References:

1. Sidorova, E. E. Benchmarking as a function of searching for competitive advantages in the system of modern entrepreneurship / E. E. Sidorova // Youth and Economy: New Views and Solutions: Interuniversity. Sat. tr. Young Scientists / Ed. L.S. Shakhovskoy / VolGTU. - Volgograd, 2005
2. Mikhailova E.A. Basics of benchmarking // Journal "Management in Russia and Abroad", №1, 2001, P.134—139.
3. Knyazev E.A., EvdokimovaYa.Sh. Benchmarking for universities: Study guide. - М .: University book, Logos, 2006. – 208p.

## MAIN FEATURES OF MUSICAL PEDAGOGY

*Abstract: This article examines the main features of music pedagogy.*

*Key words: music, pedagogy, method, technique, music education*

Music Pedagogy is a branch of pedagogical science (pedagogical discipline), engaged in the transfer of the entire complex of musicological knowledge to students, the study and development of the most effective ways, methods, forms of organization and methods of musical education and upbringing, as well as the formation and development of creative skills, experience and practical skills in various fields of musical art.

The object of musical pedagogy is the process of musical education and upbringing of a personality, and its subject should be considered the totality of all forms of organization, methods, means and other material and intangible attributes of musical education and upbringing, which add up to a holistic, unified complex of professional training and the formation of a musician's personality.

Musical pedagogy should be distinguished from individual methods of musical education and upbringing, since it is precisely a complex, holistic science, the content of which is aimed not only at developing individual musical abilities of a person and forming his knowledge, skills, and skills in the industry that the musician will choose, but and on the formation of his personality as a whole.

Musical education is the process of transferring and assimilating musical knowledge, skills and abilities provided by the curriculum. Musical education is aimed at mastering such knowledge, skills and abilities of practical musical and aesthetic activities that would correspond to a certain level of musical education. Musical education is carried out by both state institutions and non-state, or private institutions, as well as individuals. In accordance with this, musical education is divided into amateur (non-professional) and professional.

Musical education is the process of transferring and assimilating musical knowledge, skills and abilities aimed at developing and shaping musical inclinations, abilities, taste, ideals that inspire a person for practical musical and aesthetic activity. Musical education in a general pedagogical context refers to the system of compulsory educational work of a modern general education school. According to the legislative acts of many countries on education, musical education of students is implemented at school in music lessons and is included in the state (invariant) component of the content of general secondary education.

The forms of organization of musical education and upbringing are the external characteristics of the musical educational process, which are

predetermined by the types and nature of the musical and aesthetic activity of its participants. These are practical classes (lessons), concerts, lectures, festivals, competitions, excursions, etc. General methods of musical education and upbringing are interactions between participants in the musical educational process, during which the transfer and assimilation of musical knowledge, skills, and practical musical activities and the development of personal musical and aesthetic qualities.

It is characteristic that in classical pedagogical science the categories of teaching and upbringing have their own characteristics, therefore, the definition of methods of musical training and upbringing has its own specifics, due to the complex creative nature of the educational process.

Musical pedagogy is a branch of pedagogical science (general pedagogy) that studies the features of education, training and education by means of musical art. The process of musical education and personal upbringing has a concrete historical character and takes place in accordance with the basic laws of the development of general pedagogy.

The sources for studying musical pedagogy are:

1. Musical and pedagogical experience of the past. These are institutions for the creation, accumulation and preservation of samples of musical phenomena in the history of the development of artistic culture. This should include the creative heritage of figures of musical culture, which includes the best examples of musical works, performing skills, the results of social, educational and musical pedagogical activities.

2. Contemporary musical pedagogical phenomena and research. This is, first of all, the experience of practical activities of musical educational institutions for the education and training of professional musicians, individual creative schools and private methods of musical education and upbringing.

3. Advanced scientific musical and pedagogical experience. This refers to the study and generalization of the results of scientific and experimental work of researchers in search of the most effective technologies and optimization of musical training and education. These are the results of research of research institutes, laboratories, scientists working on the improvement and improvement of solutions to the problems of musical education and upbringing.

Musical pedagogy, as a branch of pedagogical science, has its own basic theoretical concepts - categories.

Musical pedagogy, as a branch of pedagogical science, has its own basic theoretical concepts - categories. These categories define its theoretical basis, taking into account the specifics of the music industry:

Music education is a process and result of mastering musical knowledge, abilities and skills, which indicates the appropriate level of mastering musical phenomena in the analytical-theoretical or practical performing aspects. Music education functions in the dialectical interaction of institutions for creating and accumulating the musical experience of society with the processes of transferring

and assimilating this experience by future music specialists. Music education is regulated by the relevant legislative acts of the state, which determine its content and basic principles.

The laws of music education are objective reasons that characterize the essential connection between social and musical phenomena or processes, without which it is impossible to effectively implement musical education and upbringing. These include:

- correspondence of the content of musical education and upbringing to the level of development of the musical culture of modern society;
- dependence of the process of musical education and upbringing on the economic conditions for ensuring the development of the national music industry;
- orientation of the content of musical education and upbringing to the national musical tradition.

#### **Literature:**

1. Бокщанина Е. Методика преподавания музыкальной литературы в училище. — М.: Музгиз, 1961. — 72 с.
2. Гейлиг М. Очерки по методике преподавания музыкальной литературы в училище. — М.: Музыка, 1966. — 58 с.
3. Голубева Л. О новой концепции курса музыкальной литературы ДМШ // Музыкальное просвещение. — 2007. — № 1. — С. 39–43.
4. Лагутин А. Музыкальная литература как предмет школьного преподавания // Вопросы методики начального музыкального образования. — М.: Музыка, 1981.
5. Никифорова В. О преемственности в преподавании музыкально-исторических дисциплин при обучении музыковеда // Вопросы преподавания музыкально-исторических дисциплин: Сб. тр. — М.: Гос. Муз. Пед. Ин-т им. Гнесиных, 1985. — С. 34-51.
6. Орлова Е. Методические записки о музыкально-историческом образовании в консерваториях. — М.: Музыка, 1983. — 43 с.
7. Царева Е. Музыка прежде всего // Как преподавать музыкальную литературу [сборник статей]. — М.: Классика-XXI, 2007. — 172 с. — ISBN 978-5-89817-1 84-1.



*Abidova M.I.  
senior teacher  
of the department "Pedagogy and Psychology"  
TSDI*

## **INNOVATIVE APPROACH TO TEACHING MEDICAL TERMS FOR ESP STUDENTS**

*Annotation: This article discusses reconsidering the approaches that have been used so far in the search for innovative methods.*

*Key words: Ibn Sina, the book "Canon", term, medical terminology, innovative approach, language learning tools*

The new conditions of the socio-political system and the new requirements for the development of society demanded certain changes and new decisions related to foreign languages. Sustainability of useful English, knowledge of English is important. Many students want to continue their studies abroad at universities and colleges, as it is now possible to pursue higher education abroad. At a time when new ideas in science and medicine are emerging so fast, not everything can be translated into different languages. Many articles are published in English.

The use of terminology and professional discourse used by the same professionals working in the same field is socially limited. Terms and professional skills are marked with a "special" sign in understandable dictionaries, sometimes indicating the field of application of one or another term: physicist, medical, mathematician, astronomer and so on. Each field of knowledge has its own terminology.

The study of medical terminology, like all other fields, is currently undergoing a process of reviewing the goals, methods and materials. In modern society, foreign languages are an accelerator of scientific and technological progress and a direct way of international cooperation. This is the key to successful business relations in the context of the restoration of business and economic cooperation.

Medicine is one of the oldest branches of human activity, so the terminology of medicine has long been used and is a constantly evolving term. Many new scientific concepts and terms appear in medicine, and many ancient ones undergo certain changes, which give rise to development trends and methods of their formation, as well as the laws governing the naming of languages according to the materials of English medical terminology.

The X-XI centuries are truly considered to be the period of Central Asia in the history of world science. The great group of scholars who worked in Maverannahr (between the Amu Darya and the Syr Darya) had a great influence

on human development. One of the most important of these was Abu Ali Husayn ibn Abdullah ibn Sina, known in Europe as Avicenna (August 16, 0980 - June 18, 1037).

The son of the saint of Bukhara and the tax collector, later a minister, a statesman, he authored more than 450 works, of which only 274 have survived, but Avicenna's eternal fame is preserved in the 15th century. In the West, too, it was the main medical guide.

In less than 57 years, Avicenna has excelled in 29 fields of study, and his contribution to the development of medicine is hard to overestimate. According to media reports, the term "medicine" is derived from the Latin word -mad Sina (translated from the Sinai) or the abbreviated "method Sina".

Ibn Sina considers the experimental way of testing the effect of drugs to be the most reliable and offers "conditions" ensuring "purity of the experiment". His great book "Canon of Medicine" contains indications of the need to identify side effects of drugs, the presence of mutual enhancement of theirs and mutual weakening of the effect of drugs when they are administered together.

The book first outlines the theoretical foundations of medicine and the general provisions of practical medicine. It defines the concept of medicine, reveals the tasks of this science, gives the doctrine of juices and nature (temperament), a compressed anatomical sketch of the so-called "simple" organs of the human body - bones, cartilage, nerves, arteries, veins, tendons, ligaments and muscles.

Terms are words or phrases called special concepts of any special field of science, technology, art. Each term is based on a definition of the truth it defines, and its terms are a clear and concise description of the object or event. Each science works with its own term, which is the essence of the terminology of the science.

The lexical dictionary of languages is constantly updated and expanded. Various processes are observed: not only the appearance of new words, but also obsolescence. As a result, some words are transformed from a combination of active vocabulary into passive vocabulary, and vice versa. These processes contribute to the development of various fields of science, the emergence of various new objects, events, movements. The new terms here complement the limited usage phrases.

Medical terminology is a language used to communicate with physicians in a variety of medical fields. The peculiarity of the term is that it has a meaning clearly defined in its field of science, logistics semantics, the conscious agreement used, and is a member of the system of terms.

The basis of medical terminology is Greek-Latin words or terms artificially created from Greek-Latin terms; Terms are very motivational and semantically transparent.

The term should be open to readers and listeners. The best thing about medical terminology is to take into account words that are accepted by most

experts, that are understandable to everyone, and that reflect the nature of the event or object. In medicine, the semantic meaning of terms becomes the property of a science that is defined only by explicit terms. As an example:

**Abdomen** - a belly.

**Atrium** - an upper part of the heart .

**Bowels** - intestines.

**Cardiovascular** - heart and vascular.

**Gullet** - esophagus.

**Paralysis** - a condition when muscles cannot stretch or contract

**Pericardium** - membrane that surrounds and supports the heart

**Trunk** - a body.

**Vascular** - referring to vessels

**ventricle** - a lower part of the heart, and so on.

Given the development of foreign language teaching and science and technology, it is necessary to reconsider the approaches that have been used so far in the search for innovative methods. Based on the teachers' explanations, they use multimedia and Internet technologies along with the new teaching models to avoid the previously used models. In addition, emphasis is placed on students learning a common language with the help of a computer. However, it should be borne in mind that multimedia technologies have certain shortcomings, and that the use of multimedia requires additional skills and abilities from the teacher. Otherwise, it will have low results.

Nowadays, we can see the rapid development of technology, first of all, the computer. This, in turn, leads to better understanding and assimilation of new medical information by modern students through communication with computer sources. The use of computer technology in the process of learning a foreign language facilitates this process for students and creates a familiar environment for them. It also allows medical students to diversify their work and make it more interesting. Thanks to multimedia resources, the process of learning a foreign language can be carried out outside the classroom on a regular basis. In some cases, it is possible to learn a language and use these resources (meet online with local people, watch programs and watch movies) in a foreign language, use a variety of sites that require knowledge of a foreign language.

Learning a foreign language using computer technology includes:

- video clips, flash animation, websites, news, etc. such as authentic language materials;

- an online environment where students can meet with local speakers in an electronic environment, text-based computer editing, social media, voice or video conferencing;

- Language learning tools (online programs and manuals) for phonetics, pronunciation, vocabulary, grammar and sentence analysis, text-to-speech exercises, speech recognition, interactive and controlled tasks;

- An online environment that allows teachers and students to communicate with each other;
- Game forms.

There are a variety of specialized tools and manuals that provide the use of computer technology for teaching foreign languages.

The following are used in foreign language teaching: course management systems (MS); interactive whiteboards; Portfolio (digital archive of students created by students); corpus (authentic language collections in oral, written, or both forms); electronic dictionaries; electronic comments (word or sentence levels, contextual translations or descriptive information); intelligent tutoring systems; grammar test programs; automatic speech recognition (ASR) and phonetic programs; virtual games; Conversations (synchronous computer communication: text or audio); social networks; blogs; Internet forums or notifications.

Computer pronunciation interpretation (CPI), or automatic speech recognition (ASR), accelerates speech improvement and provides more effective control than a teacher can do. This program can help students as they practice and prepare other students and teachers to pronounce new words.

Chat improves the ability to speak, expands the conversation, develops attention (in order to achieve results, students need to pay attention to what they do not know, or they know only partially), and the task of concentrating and concentrating (language).

Electronic dictionaries help students complete tasks faster and increase the number of dictionary views. It may not be important for the development of powers, but it speeds up understanding.

The advantage of online audio and video multimedia resources is that the student has the right to enter extracurricular classes, which expands the study time and creates opportunities for practice and independent work. Students can work on learning materials and work for them at the appropriate time. This will help them to improve their ability to listen without fear of making mistakes and to complete assignments.

You need motivation and self-confidence to achieve the benefits of using computer technology.

1. Choose topics and listen to audio lessons.
2. Watch videos
3. Listen to songs in English
4. We deal with special programs. We learn grammar.
5. We test our knowledge

In any test and online exercise, we provide a unique opportunity to test ourselves and discover weaknesses in grammar. Students should use these resources on a regular basis, test their knowledge, and be guided to action.

We can conclude that with the help of computer-based education, students demonstrate achievements in speech, reading, comprehension, conversation,



grammar. In addition, they provide better monitoring and evaluation of the work of medical students who are computer students.

**The list of used literature:**

1. Rojdestvenskaya S.V. Dissertation work of c.ph.s. Pyatigorsk, 2009
2. Abidova M.I. Study of Ibn Sina medical terms. Экономика и социум №4 (59). 2019.
3. Abramenko L.A. Reading medical literature in English. Moscow, 2000
4. Netter.F. Human anatomy. MediMedia USA Company 2008

## **ECO TOURISM AND ITS PROBLEMS**

*Annotation: Understanding the essence of the laws of nature in the formation of ecological knowledge and ecological culture in man means that man himself is a biological species of nature. It lives even when nature is destroyed. For example, if forests are cut down, air and water are poisoned, polluted, wildlife is destroyed, and so on, but man cannot live without nature. The educational value of nature in the development of human activities is understood as the properties of pure nature that awaken and form in people such moral qualities as nobility, kindness, tolerance, patriotism, majesty, gentleness. Frequent exposure to nature helps to develop human qualities. This is one of the most important qualities of ecotourism fans, as well as the fact that they are attracted to nature. The more one harms the nature of one's home, the more one becomes spiritually impoverished.*

*Keywords: Eco-tourism, social, mountain, Uzbekistan, Europe, nature, landscapes, economy.*

Tourism as the only social reality of humanity is the largest mass movement in the world. Tourism is a journey that aims to see and know the history and natural beauties of a particular place, as well as to relax and have fun. Tourism is also an important part of consumption because people spend their savings on tourism regardless of their money. However, ecotourism comes from nature. It is a type of tourism that does not harm the natural environment or environmental resources, but helps to constantly protect and properly manage usable natural resources. Preferring safe and exotic natural locations with the locals of the event, tourists give more priority to their environmental goals than their economically and socially defined goals to comfort them. Today, nature and naturalness are integral parts of an offer that can attract people. Kirklareli is one such region. It is a natural paradise within the Kirklareli Istranca (Star) Mountains, dominated by a continental climate and in some places by a Black Sea climate, in which the beauty of tall forests and various plants. This research aims to determine the ecotourism potential of Kirklareli by reviewing data on its ecotourism riches as a natural, historical and cultural diversity. Longos includes the unique beauty of forests and various species of plants, as well as its lakes and streams of freshwater. This study aims to determine Kirklareli's ecotourism potential by reviewing data on its ecotourism riches as a natural, historical, and cultural diversity. Longos includes the unique beauty of forests and various species of plants, as well as its lakes and streams of freshwater. This study aims to determine Kirklareli's ecotourism

potential by reviewing data on its ecotourism riches as a natural, historical, and cultural diversity.

Currently, eco-tourism is one of the fastest growing tourism industries, according to the World Council for Tourism and Excursions and the World Tourism Organization. In other words, the share of eco-tourism in the global tourism industry is from 10% to 20%, and the revenue from eco-tourism services is 55 billion. dollars and its annual growth is 30%. Also, by 2020, eco-tourism will be one of the main strategic directions in world tourism, and, of course, these directions will enter the Republic of Uzbekistan.

The development of ecotourism in Uzbekistan not only solves the problems of our spirituality, science, culture, enlightenment, nature protection, attracting ecotourists, conservation of biological diversity, but also economic issues, socio-economic conditions of our local people. improvement, creation of new jobs, will make a great contribution to the growth of our economy. Our country is one of the richest countries in the world in terms of eco-tourism resources, and in Central Asia, it is a country that geographically connects the countries of the world. Therefore, we have a huge potential to increase domestic and international tourism and ecotourism. Many problems in the development of ecotourism are identified only after we start developing ecotourism in our country. Currently, there are serious problems in the development of eco-tourism in the country. The first step in solving these problems is to train qualified personnel for ecotourism. The direction of eco-tourism in the world of tourism has been formed and is developing on the basis of finding ways to prevent the ecological crisis facing humanity, sustainable development and survival of mankind, conservation of nature and its resources. Stand before humanity humanity must and must solve the planet's environmental problems. From this point of view, we will contribute to the timely development of ecotourism in our country, the conservation of biodiversity, the protection of our natural resources and the prevention of international environmental crises.

As the tourism industry begins to develop, scientific research on the prospects of this important sector of the economy in the country is gradually being analyzed, the essence, traditions and strategy of ecotourism in Uzbekistan, the model of national tourism development in Uzbekistan, The results of the first important analysis on the organization and management of the national tourism business and the basics of safety in tourism have been published. In addition, Uzbekistan is preparing primary textbooks, teaching aids, important scientific literature for the development of tourism in the field of tourism.

The publication of educational and scientific literature on current issues and problems of tourism development in Uzbekistan and their solutions also means that tourism is becoming an important sector in our economy. Due to the lack of mature specialists and scientists in the practice and theory of tourism in the formation of tourism in our country, a lot of uncertainty was allowed in the beginning. Due to inexperience, the first researchers could not understand the

origin of ecotourism and its purpose. As a result of the growing popularity of ecotourism at the international level, the organization of scientific and practical conferences dedicated to its promotion and promotion, after the intensification of vague opinions, dry recommendations, recommendations for defining the descriptions and descriptions of ecotourism in scientific collections. increased without practical justification (urban ecotourism, historical monuments ecotourism, archeological remains ecotourism, zoo ecotourism, museum ecotourism, etc.). Along with the problems in the development of ecotourism, it is clear that the growing number of uncertain information and recommendations confuses young professionals in the field of tourism education, as well as the activities of travel agencies, entrepreneurs and researchers in ecotourism.

The convenience of developing ecotourism in the world experience is that it does not require the construction of high-quality hotels for tourists. This type of tourism is a traditional form of recreation and leisure convenience is seen as a secondary issue. Ecotourism programs also focus on raising the environmental awareness and culture of tourists. There are special requirements for setting up tents and camping to see the unique landscapes. The services of highly qualified specialists and the safety of vacationers are of paramount importance. In this regard, special attention is paid to the construction of new roads leading to the picturesque natural areas of the region, the repair of existing ones. In order to expand the ranks of young professionals interested in the field, several professional colleges have launched such activities as "Tourism Services", "Hotel Services Manager", "Cooking".

It is no coincidence that today this direction of tourism is recognized not only as a source of income, but also as one of the most effective means of employment, conservation and protection of natural resources.

The large-scale work carried out under the leadership of our President is a practical manifestation of the consistent reforms aimed at raising the country's prestige in the world and promoting our national values. In European countries and Uzbekistan, eco-tourism includes visits to sites of certain value. These are places that do not experience anthropogenic impact and have been preserved in their original form.

Ecological tourism facilities can be:

1. Mountains.
2. Rivers.
3. Different types of reservoirs, including springs.
4. Forests.
5. Waterfalls.
6. Unique places that are naturally shaped and amaze with their beauty.

Active ecotourism and travel in Uzbekistan include trips and excursions to such places. In most cases, there are tours. The group arrives at the designated location, after which it returns to the base overnight.



In this case, it is very important to choose the location of the base. It should be located in the most convenient area to provide access to the maximum number of objects. Crossing a new route every day.

Pedestrians can be multi-day. To avoid inconveniences, you need to get a set of equipment for them. Accommodation is usually located in the homes of locals. To the question of what are the advantages of cultural and eco-tourism, I think:

1. Opportunity to get acquainted with nature and attractions.
2. Walking provides a load on different muscle groups, which is very rare in modern living conditions.

3. General strengthening and improvement of participants.

4. Gain useful skills that may be useful in the future.

Recently, special attention is paid to eco-tourism. The desire to contribute to the development of the regions was one of the important factors. Many regions of the states are poor in traditional attractions, which does not allow them to attract tourists and investment. But in many places there are unique natural objects. Therefore, the popularization of eco-tourism allows to attract the attention of tourists to areas previously deprived of them. Manages investment in infrastructure development.

There are a large number of eco-tourism facilities in the world. This was due to several factors:

1. A vast area with many climates and natural zones.

2. Poor development of many places. The easiest way to find unspoiled places in our country that might interest people.

3. Pay attention to the specificity of such objects for their subsequent preservation.

4. Creation of protected areas where any human activity is prohibited.

That is why Uzbekistan is a unique place for eco-tourism. Europe and even the United States can't boast of the different areas we visit.

What drives the development of eco-tourism:

1. The fatigue, gray landscapes and monotony of many people from their permanent residence in the city.

2. Struggle for the most comfortable living environment.

3. Standard tourist routes are boring, people want new things.

4. Travel to other countries is not available to everyone, especially in a difficult economic situation.

This is another reason why ecotourism is slowly developing in our country. It takes a lot of time to create each route, so companies simply can't offer new options often.

Of course, there are still many problems in ecotourism in our country, including the lack of advertising, the underdevelopment of a number of places, the difficulty of attracting investment. However, Uzbekistan has great prospects for the development of this area. The state has great potential, with sufficient

financial investment, it is able to overtake Russia even Europe and the United States. Conclusion: Tourism is a social event specific to people, the largest mass movement in the world. Tourism; It is an excursion made to see the history and natural beauties of the place, to relax and unwind. Tourism is also an important phenomenon of consumption because people spend their money on tourism purposes without earning money. The main goal of an ecotourist is not environmental education, but the consumption of environmental resources. and information. Ecological resources are the properties of the natural balance of the components of the natural environment (animals, plants, soil, climate, relief, etc.) that are formed without the active influence of human activity. The main value of environmental resources is naturalness. It is these people who constantly attract tourists from cities where they feel the negative effects of polluted air and water, noise and social conflict. By consuming environmental resources, vacationers will have a health and educational impact. The second feature of eco-tourism is its sustainability. At all levels of management of the tourist complex, eco-tourism is perceived as very simple - as it is perceived by the average consumer. Stop any passer-by today and ask what ecotourism is, and he or she will answer that it's a trip to nature, a trip to a national park, or a trip to a nature museum. And it is precisely this philistine approach that has been used in defining the concept of 'ecotourism' in the Law on Tourism, which is acceptable for conversations in the kitchen, but not appropriate for regulating the relationship between tourism service providers. Moreover, the narrow and already legalized interpretation of ecotourism does not allow for the existence of an alternative concept of ecotourism as a phenomenon. Thus, for ecotourism to have a real positive impact on the country's economy and social sphere, as well as for tourism to be a real priority, its concept must include three main aspects: 1) attract tourists to environmental resources focus on consumption, 2) preservation of the natural environment, 3) preservation of the traditional way of life of the population of peripheral regions.

#### **List of references:**

1. Nigmatov A., Shomurotova N. The experience of ecotourism zoning in Uzbekistan. Ecology Bulletin. j.<sup>12</sup>, –Tashkent. 2007. pp. 46–54.
2. Hayitboyev R., Haydarov S., Abduhamidov S. and others. Development of tourist routes. Textbook, Samarkand, 2016, p. 180.
3. Hayitbaev R. Development of rural tourism: problems and solutions. Service log, <sup>11</sup>. Samarkand, 2015, pp. 63–71.
4. Hayitbaev R. Specific features of types and areas of tourism and theoretical issues of their study. Service magazine, <sup>13</sup>. Samarkand, 2015, pp. 43–48.
5. Nizamov A., Amanbayeva Z., Safarova I. Ecotourism resources and directions of Uzbekistan. - Tashkent: Science and Technology, 2014. 104-p.
6. Pardayev M.Q. Basics of ecotourism. - Tashkent: Navruz Publishing House, 2015. 95 p.

*Ahmadjonov A.I.  
Internship-researcher  
of Institute of Seismology  
of Academy of Sciences  
Republic of Uzbekistan*

## **PROBLEMS OF ENVIRONMENTAL POLLUTION AS A RESULT OF INDUSTRIAL PRODUCTION IN KASHKADARYA REGION**

*Abstract: It is no secret that at a time when globalization and scientific-technological progress are at their peak and human interests are being expressed, the relationship between nature and society has become more tense than ever, and as a result a number of environmental problems are becoming more serious. Such environmental problems are also relevant for Central Asian countries, especially in Uzbekistan. This article discusses the Kashkadarya oasis located in the south-west of the country and some environmental factors that negatively affect its natural environment, including the problems of environmental pollution as a result of industrial production and measures to eliminate it.*

*Keywords: Kashkadarya region, environment, industrial enterprises, environmental sustainability.*

Since the second half of the twentieth century, the development of demographic processes and the steady increase in world population have in turn led to a sharp increase in demand for natural resources. Today, due to scientific advances, the satisfaction of this demand by humanity armed with modern techniques and technologies, leads to the impoverishment of the natural environment and a dramatic change in the state of the landscape [1]. Undoubtedly, industrial production is one of the leading sectors among the factors that negatively affect the balance between nature and society, as well as the environment. By now we are witnessing directly that the negative consequences of the unscientific organization of environmentally unfavorable, unplanned construction of some industrial enterprises, the unscientific organization of environmental policy in them are causing serious damage to man and the natural environment that encompasses his economic activities.

The above-mentioned problems of the sharp increase in the pace and volume of interaction between man and nature are as relevant for our country as for the Central Asian states. The above-mentioned problems of the sharp increase in the pace and volume of interaction between man and nature are relevant for our country as for the Central Asian states. In particular, in Kashkadarya region, the south-west of the country, there are a number of environmental problems that have been developing since the recent past.

In the territories of our republic, which were mainly a source of raw materials and a source of cotton supply in the former Soviet Union, including Kashkadarya region, due to the diversion of the Kashkadarya tributaries, which are the main rivers of the region, to the developed areas in order to develop new lands and expand cotton fields, in riverbeds and irrigated lands there was an increase in groundwater levels, a sharp increase in the level of mineralization and the end result was strong salinization[3]. It was during this period that the foundation stone was laid for the drying of the Aral Sea, one of the world's greatest environmental tragedies due to the ecologically unjustified and unplanned use of the waters of the Amudarya and Syrdarya in order to develop new areas, especially in severely deserted areas. The quality of the environment in Kashkadarya region is negatively affected not only by problems in the agro-industrial, irrigation and land reclamation systems, but also by chemical wastes from industry, especially mining and oil and gas. It is known that Kashkadarya region is rich in natural resources and is the main fuel and energy base in the country, providing more than 90% of the country's natural gas condensate and oil. Industrial production is one of the most promising industries in the region, and today there are more than 3,000 small and large industrial enterprises. However, it is the industrial sector that is the main source of environmental pollution in the region.

*Table 1*

**The amount of emissions from industrial enterprises to atmosphere in Kashkadarya region (2009-2019 yy.)[4]**

	<i>Years</i>	<i>Size ( A thousand tons )</i>
1	2009	127,8
2	2010	141,2
3	2011	142,5
4	2012	163,0
5	2013	167,0
6	2014	171,8
7	2015	176,3
8	2016	167,9
9	2017	165,7
10	2018	152,2
11	2019	140,4

The analysis of the data in the table shows that the amount of industrial emissions in the Kashkadarya oasis in 2019 decreased slightly compared to 2015 (176.3 thousand tons) and amounted to (140.4 thousand tons), but this figure is not satisfactory. In this regard, the region is better than only Tashkent region (379.7 thousand tons).

There are several reasons why the environment is being polluted by industrial sectors and the pressure on nature is increasing so much. In particular, the lack of comprehensive consideration of the natural and economic characteristics of the region, the location of enterprises without environmental criteria, the obsolescence of their material and technical base, as well as the lack of transition to high technology in most enterprises were crucial in the process of nature management. Currently, the use of high technology in existing industrial enterprises in the region is only 0.1% [4]. This leads to an increase in various toxic gases and chemicals generated during the production process and the pollution of the atmosphere.

Industrial production in Kashkadarya rural districts is growing year by year. Of course, for a region with a population of about 3.5 million, such progress is gratifying. New jobs are being created through the establishment of industrial enterprises, and the level of employment of the able-bodied population is also increasing. However, as industrial production develops, the level of environmental pollution is also increasing, and this process is a pressing issue that needs to be addressed. It is important to take the following measures to optimize the current situation and reduce the damage to the natural environment through industries:

- Establishment of industrial enterprises on an environmental criteria;
- Diversification of the structure of the industrial sector [2];
- Increasing the production of environmentally friendly products without waste;
- Introduction of natural resource-saving technologies.

The above-mentioned measures will require a lot of money and time, but unless they are gradually introduced into the oasis economy, ensuring environmental sustainability in rural areas of Kashkadarya, where industrial production is growing year by year and the environment is similarly polluted, will remain an urgent problem.

#### **Literature used:**

1. Nazarov I.Q. The main problems of geography - Tashkent: "Editor", 2003. 106-110 p.
2. Federko V.N. Economic and geographical bases of improving the territorial structure of nature management in Uzbekistan. Author's abstract of the dissertation of the doctor of philosophy (phd) on geographical sciences - Tashkent: 2018. 6-20 p.
3. Murodova D.S. Economic geography of Kashkadarya region - Karshi: 2007. 11-24 p.
4. [www.stat.uz](http://www.stat.uz)

## **TEACHING ENGLISH GRAMMAR USING MODERN TECHNOLOGIES AND METHODS**

*Abstract: Learning and teaching English grammar is very complex and interesting. If you are a teacher, you will definitely need to find a convenient and fun way to teach students the grammar of this language. There should be fun teaching materials, innovative ideas, engaging and fun and great ways to teach English grammar to students. This article discusses how English grammar can be learned and taught in a variety of ways through music, exercises, games, dictation, and the like. It is said to be highly effective, especially if it is used in middle and high school students in secondary schools.*

*Key words: innovative techniques, English grammar, teaching materials, secondary schools, teaching methods, theoretical rules, practical tasks, media, presentation, learning grammar.*

### **INTRODUCTION AND MAIN PART**

Learning grammar consist of two main stages: learning the meaning and form of each new structure and putting it into practice. Grammar is “the way a language manipulates and combines words in order to form larger units of meaning” (Ur,1988,p141). Grammar is undeniably an essential compotent of effective communication (Vijayalakshmi, 2014). We know that in many schools the teaching of English grammar is carried out in the old ways, methods, theoretical rules. Unfortunately, these are all traditional, outdated, outdated methods. The following is a comprehensive explanation, offering new and easy, convenient methods and technologies. Once the learners can imagine *how/when/where* they themselves might use the grammar point. In this instance, it is more likely they will give it a try on their own. Innovative Techniques of Teaching English Grammar Teaching of grammar refers to methods, i.e. systematic ways of grammar teaching, that are used to help learners develop competence in an unfamiliar grammar. The methods are comprised of the description and analysis of particular forms and structures of a language. The teaching of grammar includes teacher talk (a type of language used by the teacher for instruction in the classroom), learning aids, and practices (Mesthrie at. el., 2009: 348). Furthermore, the teaching helps learners to be aware of specific and „correct“ language properties (Ruin, 1996:99). Therefore, teaching of grammar can be defined as instructional techniques used to help learners pay attention to grammatical features. The following presents some innovative ideas that will help EFL teachers reinvent their grammar teaching methods and make their classes



interesting. Vijayalakshmi (2014) suggests including songs and poems, music, games, and tasks in the teaching of grammar. Below you can get acquainted with new and innovative techniques of teaching and learning English grammar in secondary schools.

**1. Boardwork presentations.** For a quick and easy presentation of new language, the board is the obvious resource to exploit. Start by building a context. For example, a traveller's suitcase covered in stickers of places she's been provides an easy-to-establish context for the present perfect for experiences. Make sure you include on your board: the affirmative, eg a sticker saying 'Mexico' elicits She's been to Mexico; the negative, eg She hasn't been to China; and question forms and short answers, eg Has she been to Malaysia? Yes, she has / No she hasn't. Underline or use a different colour to highlight the structure, ie has been, contractions I've / she's / etc., and aspects of pronunciation, eg been = /bi:n/. See Unit 18.1 and Unit 29.7 for examples of boardwork presentations of the present continuous and present perfect continuous.

**2. Using the students and you, the teacher.** A direct context for language can often be found in the lives and experiences of the people in the room. Personal contexts immediately show how applicable the grammar is, and can also be more memorable than stories of people from outside the students' worlds. Throughout the book we suggest activities where students talk about themselves, their experiences, their lives, their opinions. We also suggest ways that you can use stories from your own life to present grammar, for example in Unit 24.1 we suggest that the teacher use photos of themselves when they were younger to introduce was/were. Student photos can also be a great resource. Most students will have photos on their mobile phones that they can share with each other to support any number of practice activities.

**3. Using realia.** Bringing objects into the classroom or using the objects you find in the classroom can help bring a grammar point to life and create a physical memory hook. Realia can be used to create a context for the target language. In Unit 7.1, for example, we suggest using such things as a bag of rice, a glass of water, a balloon and a tea bag to introduce the concept of countable and uncountable nouns. It can also provide further practice. In Unit 4.6, for example, objects that the students have brought to class provide a talking point to present and practise possessive structures.

**4. Dialogue.** This collaborative technique involves setting a scene and, with the students' help, writing a dialogue on the board including the language you want to focus on. In Unit 10.6, the teacher provides a framework for a dialogue between waiters and customers in a restaurant. This is a familiar situation in which the indefinite pronouns something, anything and nothing occur naturally. Students then either practise the dialogue in pairs as it is or with variations (eg different choices of food and drink, a different type of restaurant). A great way to push students towards memorising the language is to gradually erase the text, word by word, until the students are repeating the dialogue from memory.

**5.Dictation.** With grammar points where the written form is already familiar to the students, but where meaning needs to be explored in more depth, a quick and effective means of introducing the language is to dictate model sentences to the class. Dictation immediately gets students working with the language and tests listening skills and spelling, as well as grammatical knowledge. It also promotes conversation management skills, such as asking to clarify and repeat: Sorry, could you say that again, please? In Unit 9.4 the teacher dictates sentences containing verbs used with and without reflexive pronouns to start exploring the differences in meaning and use. Unit 33.3 involves another basic dictation to teach the meaning of reporting verbs.

**6.Dictogloss.** In a dictogloss, the teacher has a text prepared to dictate to the class, but instead of dictating it slowly to ensure students write a faithful copy, they read it at a more natural speed two or more times. Prepare a text of no more than 100 words (fewer for lower-level students). Read it out first for content, and check comprehension. Then tell students to write down keywords, such as nouns and verbs, as you read it out again. Explain that even though they will not be able to write every word, they should keep writing as much as possible. Using their notes, students in pairs or small groups reconstruct the text in complete sentences. The idea is not to reproduce the text verbatim, but to focus in on certain aspects of the language used. For example, Unit 30.6 is a dictogloss activity focusing on the use of would to talk about past habits. Others can be found in Units 14.3, 34.2 and 42.7.

**7.Drilling.** To help students pronounce new language correctly, get them to say it repeatedly so you can check for accuracy. By experiencing the movement of the mouth as they say it, students reinforce their learning in a different way from when they write it down and see it. Simple drilling can be either choral, all students repeat the structure at the same time, or individual. A suggested order is to let students practise chorally first, but to insist on individual repetition so that you can check everyone is pronouncing it correctly. There are ways to vary drilling so that it doesn't get repetitive. Substitution drilling involves the teacher prompting students to substitute words for other words in a drilled sentence, for example:

*T: He's been working at the office. S1: He's been working at the office.*

*T: they S2: They've been working at the office.*

*T: at home S3: They've been working at home.*

*T: watch TV S4: They've been watching TV at home.*

See a simple substitution being used in Unit 9.1. Drilling can be disguised as a game, as in the circular drill in Unit 48.2, where students inadvertently 'drill' each other. And although the board game in Unit 43.4 is not recognisably drilling, students need to repeat the second conditional over and over in order to win the game.

**8. Songs.** Another popular way of encouraging students to repeat structures as well as to make them memorable is through songs, eg If I had a million dollars

by the Barenaked Ladies (see Unit 43.6). Choose songs that contain the target language multiple times and which contain a natural stress pattern for it, too, eg If I had a million dollars, I'd buy you a fur coat. Songs can be used to present the target language through listening tasks such as gap-fills or reordering the lines or words in the lyrics. They also offer repeated exposure to the language and, if your students enjoy singing, can also offer a chance to practise pronunciation.

**9. Exploiting feedback stages.** Feedback on activities is not just about seeing how many questions students got right; it is an opportunity to achieve several teaching objectives: to check understanding, correct persistent errors, share interesting information, revise rules and to draw conclusions. Other ways of exploiting this crucial stage at the end of activities include:

- reformulation: in Unit 25.2, students use questions to find out when their partners last did certain things, eg, When did you last go to the cinema? However, during feedback they must use affirmative sentences: Lorena last went to the cinema on Friday night.

- critical thinking: as well as asking students what they answered, we can also ask Why? In Unit 40.3, they are asked why they voted for their favourite slogans, for example.

- remembering/summarising: one way of carrying out feedback is to get students to work in pairs or groups to remember everybody else's answers, effectively drilling the target language.

**10. Error correction.** Students want and expect correction from their teacher. Choosing which mistakes to correct, when to do so and how, are complex questions. It's important, however, to remember that students who need the most correction may not be those that make the most or biggest mistakes. Lower-level or quiet, shy students may benefit from less correction so that they are not discouraged from using English, however imperfectly. We correct students in the hope that they won't keep making those mistakes. To encourage them to think about their errors, let them try out new language, listening out for errors of use. Then point out the errors and show them the corrections. Finally, let them do the activity again, this time with those common errors fresh in their minds. In a shopping roleplay in Unit 5.3, for example, students can perform the roleplay first, you correct any errors, then they swap roles and try again.

**11. Using games.** Using games is a very interesting method of teaching for students, in particular young ones (Danarti, 2008). They generally tend to like and play games better than sitting down to study. Traditional methods dictated for study and games to be separate but the fact remains that the students tend to be more interested in playing games rather than sitting down to study. Learning with games will usually be engaging for the students (Anburaj, 2014). The games can be utilized to learn grammar. To understand the meaning of a particular structural pattern and to use them in day to day life is a very difficult task and games can help the students overcome this difficulty. Games like scrabble, housie etc. have

been designed for this specific purpose. These games are just based on words and help the students develop their vocabulary as well.

**12.Tasks.** Learning grammar can be used by assigning tasks. Introducing various tasks would provide students with exposures on the use of language in real-life situations by engaging them in doing many activities in the classroom (Anil, 2017). The advantage to task based instruction over traditional grammar instruction is that accomplishing a language task is more like real life language situations than performing grammar exercises. The tasks used in the classroom are divided into two groups as pedagogical tasks and target tasks. Pedagogical tasks are precision made classroom tasks in which learners perform communicative tasks limited to the classroom environment.

**13.Media.** Using other media Media helps to kindle the learning interest of learners. The computer tools like internet, audio or video clips help learners to interact or listen to the native speakers; this increases the morale of learners. Using video, audio clippings in the classroom is a stimulus for students to communicate about anything interesting Innovative Techniques of Teaching English Grammar at Secondary Schools Journal of English Teaching AdiBuana, Vol. 04 No. 02, October 2019 158 (Anil, 2017). Multimedia sources like songs, movies, TV series, magazines, newspapers play a very vital role in improving language. Such sources can be used it is very important that the students understand that fact so that they to help the students improve their language. But great precautions must be taken. They use colloquial English which is, in general, grammatically wrong and do not use that form of the language in their everyday usage. However, the students can very often engage with songs and movies. Through them, they can understand the meaning of expressions, usage of tools of the language like comparisons, personifications etc. These sources help them understand why such tools are necessary and also help them understand their usage. These innovative ideas the entire learning and the teaching process is enriched and guarantees a success in efficient learning.

## CONCLUSION

To conclude, English grammar has been taught through chalk and board method. It has to be taught in innovative and creative way that it will help students not just to speak and write and listen but to communicate through various engaging activities that emphasize form-meaning, mappings for day-today communication. That is the purpose of the teaching of English grammar and that is what it must be used for. Innovative methods, therefore, help in bringing a change and most of the times for the better. It helps the students learn faster and in an efficient, interesting and an interactive manner and it is the teacher's responsibility to leave the traditional methods and make way for new and better methods for the students benefit. Using innovative methodologies in teaching English grammar in the classroom will pave a positive way to students to learn the language meaningfully.

### References:

1. Anburaj, G., Christopher G, and Ming, N. (2014). Innovative Methods of Teaching English. IOSR Journal of Humanities and Social Science. 19 (8), pp. 62-65.
2. Anil, B. (2017). Applying Innovative Teaching Methods in a Second Language Classroom. International Journal of Research in English Education. Danarti, D. (2008).
3. Danarti, D. (2008). 50 Games for Fun.
4. Retrieved from Vijayalakshmi, S. (2014). Innovative and Creative Means of Teaching Grammar.
5. Retrieved from <https://www.britishcouncil.org/> Ur, P. (1988). Grammar Practice Activities A Practice Guide for Teachers.
6. Learning teaching. 2nd edition. London: Macmillan. Simpson, A. J.
7. Internet resources. Wikipedia.

*Akhmedova Sh.T.  
Senior Lecturer  
of the Department of Social Sciences and Humanities  
Andijan State Medical Institute*

## **MODERN TEACHING METHODS USED IN TEACHING ECONOMY**

*Abstract: This article examines modern teaching methods used in the education of economics.*

*Key words: economics, economic sciences, method, methodology, innovation*

The teaching method is a way of interrelated activity of the teacher and students to achieve the goals of teaching, development and education. The correct choice of teaching methods depends on many circumstances and conditions of the educational process, the nature and content of the subject, specifically on:

- The level of knowledge and skills of the teacher.

The teacher needs to know, and most importantly, to understand the essence of the method, the classification of teaching methods, the basis of this or that type of classification, to be able to apply them in various learning situations and combinations. Using one or another system of methods, diverse or complementary to each other, aimed at achieving a common goal, the teacher establishes feedback with his students, reveals the level of assimilation of knowledge and skills, determines the effectiveness of the application of methods and works on errors, if any, or simply adjustment, thereby increasing your level of professional competence.

- The general goal and objectives of training, the characteristics of the subject, its topic, the planned goals and objectives of a specific lesson.

- The content of the teaching material selected by the teacher.

- The level of development of students, their ability and desire to learn, opportunities and age characteristics of students.

- Roles of a method or a combination of teaching methods in the development of students' cognitive activity, their activity, independence and creativity.

- Time.

The holistic theory of teaching methods began to actively develop in the 30s of the 20th century. The methods used in economics lessons can be divided into the following groups:

I - Methods of one-sided presentation of educational material (teaching): story, explanation, lecture.

II - Methods of two-way presentation of material: dialogue, debate, discussion, "brainstorming", group work, business games;



III - Methods of highlighting empirical experience (exchange of information, experience, etc.);

IV - Methods of various types of learning: problem-based, heuristic, student-centered, etc. ;

V - Methods of control and feedback (conversation, consultation, testing, credit, exam, etc.).

When preparing lessons in economics at school, it is important to use active teaching methods, because they allow students to understand the practical significance of economics, to apply theoretical knowledge in this discipline in practice, to understand the structure and mechanism of functioning of some enterprises with others, etc.

According to the degree of activation of students and the nature of their educational and cognitive activities, they differ: simulation methods based on pedagogical techniques and special forms of conducting classes, in which educational, cognitive and research activities are built on the idea of future professional and practical activities and non-imitation methods that are based on real professional and practical situations.

Within the framework of a general school course in economics, it is advisable to use this type of active learning as business games. They contribute to the formation of not only professional, but also job knowledge, skills and abilities. The business game is a model substitution of two realities - production processes and processes of human activity in it.

The methodological support of a business game should include:

- 1) initial information about the business game;
- 2) the methodology for preparing and conducting a business game;
- 3) a set of various forms and other documentation.

#### **List of used literature:**

1. Abramova, A.I. Economic education and upbringing of students [Text]: textbook. allowance / A.I. Abramova - M. : Higher. shk., 2005.-150s.
2. Azimov, L.B. Economics lessons at school [Text]: textbook. manual / M. : Aspect - Press, 1995 - 71 p.
3. Geronimus, Yu. V. Game, model, economics [Text]: textbook. manual / Yu.V. Geronimus - M. : Pedagogy, 2003.-132s.
4. Danilov, M.A. Education in schoolchildren of independence and creative activity [Text]: textbook. allowance / M.A. Danilov - M. : Pedagogy, 2006.-137s.
5. Urakova Oysuluv Jamoliddinovna. The praise of nature and the universe in Novalis romance //EPRA International Journal of Research and Development (IJRD) Volume: 5 | Issue: 7 | July 2020.C.274-275 .
6. Urakova. O. J. The search for national and universal in art in the context of romanticism. Theoretical & Applied Science. 07 (87) 2020 .C 29-32.

*Aminova D.A.  
master student*

*Leader: Ruzmetova I.A.*

*Egamberdieva D.A.*

*Tashkent Pediatric Medical Institute*

## **THE SEVERITY OF SYSTEMIC INFLAMMATORY REACTIONS IN PATIENTS WITH CHRONIC OBSTRUCTIVE PULMONARY DISEASE**

*Annotation: Analyzed plasma level of an inflammatory mediator lipoxin A4 in patients with chronic obstructive pulmonary disease (COPD) which could be used as a marker of systemic inflammation in COPD patients*

*Key words: Respiratory organs, lung disease, COPD, factor, bronchial gland*

Respiratory diseases, in particular chronic obstructive pulmonary disease (COPD), are one of the leading causes of morbidity and mortality in the population worldwide. According to the World Health Organization, by 2020, COPD will rank 5th in morbidity and 3rd in the structure of mortality and will cause about 5 million deaths a year. However, according to a number of researchers, the official statistics on the incidence of COPD do not reflect the real situation, since up to 50% of cases of COPD are currently not diagnosed.

COPD is regarded as a systemic disease with multiple extrapulmonary effects, which in some cases determine the prognosis for patients. The main manifestation of COPD is a progressive impairment of the function of external respiration in an obstructive or mixed type, induced by various factors, which leads to the development of chronic inflammation, mainly in the distal parts of the respiratory tract, with the development of remodeling of the bronchial tree and reduction of pulmonary function.

Prolonged exposure to factors that have a damaging effect leads to atrophy and increasing sclerosis of the own layer of the bronchial mucosa, sclerosis of bronchial smooth muscles, atrophy and sclerosis of bronchial glands with a change in the rheological properties of bronchial secretions, which becomes more viscous and difficult to separate when coughing, which contributes to obstruction small bronchi with mucous plugs.

Activation of mediators, realized by alveolar macrophages, leads to the formation of pro-inflammatory cytokines and reactive agents, which leads to the development of bronchial hyperreactivity and promotes the progression of lung damage.

The inflammatory process has a clear staging. At different stages, different endogenous mediators are involved in it. At the initiation stage, the activation of chemokines, prostaglandins, leukotrienes, etc. takes place, having an "explosive"



systemic inflammatory reaction in patients with COPD and the incomplete nature of the development of inflammation in the airways. At the same time, the level of lipoxin was higher in patients with COPD with stage III than with stage II ( $1.75 \pm 0.10$  ng / ml vs  $1.63 \pm 0.08$  ng / ml), which indicates an increase in the severity of the inflammatory process with progression diseases.

When analyzing the correlations of the obtained level of lipoxin A4 in the plasma of patients with different parameters, several important strong correlations were obtained.

All obtained correlations were considered statistically significant at  $p < 0.05$ . Thus, a reliably strong direct relationship between lipoxin A4 and the level of leukocytes ( $r = 0.66$ ) and, in particular, peripheral blood granulocytes ( $r = 0.34$ ), was shown. It is known that lipoxin A4 is generated by various types of cells, including such active participants in inflammation as neutrophilic leukocytes. Thus, their presence indicates that inflammation in the bronchial system of patients is predominantly neutrophilic, and even in the absence of an exacerbation of the disease, the level of migration of neutrophils to the focus of inflammation and their production of inflammatory mediators are increased.

A reliable direct relationship was obtained between the level of lipoxin A4 with indicators of lipid metabolism, in particular with the level of total cholesterol ( $r = 0.40$ ) and high-density lipoprotein cholesterol ( $r = 0.39$ ). Previously, researchers obtained data on the hypocholesterolemic effect of arachidonic acid. An increase in the level of cholesterol in the plasma of patients with a parallel increase in the concentration of metabolic products of arachidonic acid (lipoxin A4) can be a marker of an active process of phospholipid peroxidation and disruption of the normal metabolism of arachidonic acid.

A direct relationship was found between the level of total protein and the level of lipoxin A4 ( $r = 0.34$ ), which may indicate an increase in the total concentration of protein in the plasma of patients due to the constant generation of pro and anti-inflammatory protein components of inflammatory reactions.

Thus, the level of exercise tolerance shown by patients is inversely related to the severity of systemic inflammatory reactions occurring in the body, and a decrease in the activity of the inflammatory process is extremely important for the restoration of physical activity in patients.

#### **Literature:**

1. Chapman K.R., Mannino D.M., Soriano J.B. et al. Epidemiology and costs of chronic obstructive pulmonary disease. *Eur. Respir. J.* 2006
2. Chuchalin A.G. Global strategy for the diagnosis, treatment and prevention of COPD (GOLD). М.: Atmosphere; 2007
3. Ameille J. Occupational chronic obstructive pulmonary disease: a poorly understood disease. *Rev. Mal. Respir.* 2006
4. T.A. Pertseva Anti-inflammatory therapy in COPD: possible ways of optimization. *Health of Ukraine* 2008;

## **USAGE OF WEB TOOL 2 FOR SELF STUDIES AND ITS BENEFITS**

*Annotation: This article explains self-studies and gives some information about Web 2.0 tool. Furthermore, it discusses the benefits of Web 2.0 tool*

*Key words: Self-study, Web tool 2, Interaction, Communication, Collaboration*

Self-study is becoming a more and more popular way to engage students with what they are learning in class. Students have the ability to access so many resources that now, learning can happen anywhere, anytime—not just in the classroom. So, what does self-study mean?

Self-studying is a learning method where students direct their own studying—outside the classroom and without direct supervision. Since students are able to take control of what (and how) they are learning, self-study can be a very valuable way for many students to learn. Self-studying is a great method students can use to enhance their learning experience, whether they are studying for a course or learning about a topic for fun. By doing self-study, students are able to go beyond simply learning what their class textbooks and instructors teach them. By practicing self-study, they are encouraged to further explore topics they are interested in, developing stronger study skills as a result. One of the major advantages of self-study is that students can take control over their own learning. Moreover, when students have control, they become even more interested in learning. For self-study Web 2.0 tool is the most suitable and profitable method.

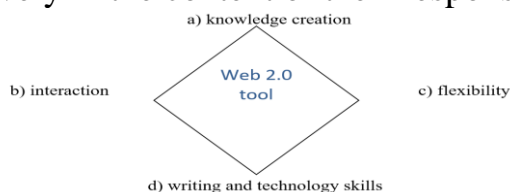
What is Web 2.0 tool ? Web 2.0 tools can very broadly be defined as end-user applications that require dynamic interaction, social networking, or user interfacing between people and information. They almost always have accompanying websites and associated apps for smart devices. In Web 2.0 environment users decide how they want to use, interact with, and create information. In addition, users have the ability to generate and manipulate content from multiple locations in a Web 2.0 environment. Users can add images, videos, or links to other media content. Students have unlimited opportunities to individualize the content they embed in their products, and the ease of use of these tools encourages student creativity. Unlike traditional pen and paper type responses, students are not limited by their own artistic abilities, page-length, or word count limits. Students will often go beyond the basic expectations of an assignment because these tools facilitate students' creative processes. According to Thomson's opinion (2007), users not only find information on the internet, but they also create and share content. Web 2.0 technologies - such as blogs, wikis, podcasting, social bookmarking, and social networking sites - have allowed users



to easily publish content online and to connect and network with other people from all over the world who have similar interests. The use of tags particularly enables us to collectively categorize and find content easily.

Familiar examples of Web 2.0 sites and tools include wikis and blogs (PBworks and WordPress), image and video hosting sites (Flicker and YouTube), social networking sites (Facebook and Twitter), and applications to generate Web content for education, business, and social purposes (Wikipedia, Weebly, and Instagram).

The advantages of the method is endless. One of the benefits of Web 2.0 tools is their ease of use. Most students find these tools to be intuitive and user-friendly. Because of this, there is little time wasted in learning how to use the programs. The tools facilitate interactive learning and innovative responses to assignments and assessments. Students see their ideas take shape quickly, and they are rewarded with professional-looking results. It is also easy to edit the projects as they are being developed so students tend to take more risks during the creative process. This ease of use combined with the quality of the finished products increases students' self-efficacy, and it motivates students to engage more earnestly and actively in the content of their responses.



**Knowledge creation.** Web 2.0 technologies enable students to “become creators of knowledge.” As one noted, Web 2.0 technologies give students “the opportunity to create content themselves instead of just listening to lectures,” and this supports active and student-centered learning in which students take responsibility for their learning. Web 2.0 technologies create an environment where a teacher becomes a facilitator of learning rather than a distributor of knowledge.

**Ease of use and flexibility.** Web 2.0 tools are easy-to-use and flexible. While some of the traditional course management systems (CMS) are too static, Web 2.0 tools remove time constraints by providing a more flexible learning environment that is not inhibited to classroom walls.

**Writing and technology skills.** Web 2.0 technologies help students become more proficient in writing and in the application of technology.

In addition to these four major benefits, the participants also mentioned that using Web 2.0 technologies “helps teachers understand a little more about the world of their students,” and “motivates the students.”

As addressed above, Web 2.0 technologies have “blurred the line between producers and consumers of content and has shifted attention from access to information toward access to other people” (Brown & Adler, 2008, p. 18). Emphasizing a participatory culture, Web 2.0 technologies encourage and enable teachers and learners to share ideas and collaborate in innovative ways. They also



force educators to rethink the way we teach and learn and to transform our education practices so that we can support more active and meaningful learning that involves “learning to be” as well as “learning about.” Learners’ critical thinking skills can be enhanced through the opportunity to regularly compare their own contributions to those of their peers, and the affirmation of their relative standing in the class may be powerful motivation for learning (Hurlburt, 2008). Thus, Web 2.0 technologies has the ability to “support active and social learning, provide opportunities and venues for student publication, provide opportunities to provide effective and efficient feedback to learners, and provide opportunities to scaffold learning in the student’s Zone of Proximal Development” (Hartshorne & Ajjan, 2009; Vygotsky, 1978). In addition, Web 2.0 provides numerous opportunities for social interactions and collaboration among students, teachers, subject matter experts, professionals in different fields, as well as a host of others with related interests.

The pedagogical benefits of Web 2.0 have been well documented in the literature. However, most of the existing studies on the use of Web 2.0 technologies in teaching and learning environments have been anecdotal in nature or in the form of case studies. Huang, Yoo, and Choi’s (2008) study, for example, found that correlation exists between learning style and learners’ preferences and attitudes towards using Web 2.0 technologies. Lambert and Kidd’s (2008) explored the potential impact of the design of Web 2.0 environments on cognitive load. While such studies are collectively useful in providing a broader view of issues surrounding instructional uses of Web 2.0 technologies, they are limited in scope, as they address such issues within the context of one or two courses.

Today’s students are “digital natives” (Prensky, 2007), and make increasing use of Web 2.0 technologies in their daily lives. In order to effective use of web 2.0 tools for instruction is the challenge of creating meaningful assignments to promote desired learning outcomes. Ill-designed assignment with no visible connection to the overall purpose of the course not only frustrates students, it decreases students’ interest in using the tool, and results in little or no learning (Reynard, 2009). According to Hurlburt (2008), there are “invisible aspects” to facilitating learning in the social network environments. In addition to the visible aspect of designing effective learning environments with these tools, educators also need to serve as coach, mentor, cheerleader, as well as task master to their students when the expected learner participation does not materialize.

In a nutshell, Web 2.0 could be characterized by openness, user participation, knowledge sharing, social networking and collaboration, user-created content, and folksonomy (Alexander, 2006; Brown & Adler, 2008; Downes, 2005; Thompson, 2007; Richardson, 2009).

#### **References:**

1. Alexander, B. (2006). Web 2.0: A new wave of innovation for teaching and learning? *EDUCAUSEReview*, 41(2), 32-44.

2. Brown, J. S. (2008). How to connect technology and passion in the service of learning. *The Chronicle of Higher Education*, 55(8), Retrieved October 2, 2008, from <http://chronicle.com/article/How-to-Connect-Technology-and/24884>.
3. Brown, J. S., & Adler, R. P. (2008). Minds on fire: Open education, the long tail, and learning 2.0. *EDUCAUSE Review*, 43(1), 17-32.
4. Downes, S. (2005). E-learning 2.0. *eLearn Magazine*, Retrieved August 14, 2008, from <http://www.elearnmag.org/subpage.cfm?article=29-1&section=articles>
5. Downes, S. (2004, September/October). Educational blogging, *EDUCAUSE Review*, 39(5), 14-26.

## **ROLE OF MUSICAL PSYCHOLOGY IN ORGANIZATION OF MUSICAL EDUCATION**

*Resume: The article examines the role of musical psychology in the organization of music education.*

*Key words: music, psychology, education, music education, method, technique*

The role of music psychology in the organization of music education

Musical psychology is a scientific discipline that studies various psychological aspects of the musical language and the structure of musical works, as well as investigates the patterns of psychological perception of music and its impact on various structural components of the human psyche.

Musical psychology is an interdisciplinary science, belonging both to the field of musicology and to the field of applied psychology. Therefore, developments in the field of musical psychology can, for example, include various specialized studies in the field of musical acoustics, psychoacoustics, neuropsychology of perception, psychophysiology of hearing and movement, aesthetics, cultural studies, pedagogy, etc.

The main areas of research in the field of musical psychology are as follows:

- psychology of musical abilities;
- psychology of musical ear;
- psychology of music perception;
- psychology of musical creativity;
- psychological aspects of musical phenomena.

The problem of musical psychology as such was considered at all stages of the development of musical art, starting from the times of early antiquity.

Of considerable interest from the point of view of the development of musical psychology is the Theory of Affects, which arose in the Baroque Era, the main developers of which were Johannes Quantz, Maren Mersenne, Athanasius Kircher, Johann Walter, Claudio Monteverdi, Johann Matteson, Giovanni Bononcini and Christian Spies. According to the Theory of Affects, the goal of composer's creativity is to excite affects, for the groups of which certain musical styles and other means of composer writing were assigned. According to Athanasius Kircher, the transmission of affects was not limited to any purely artisan techniques, but was a kind of magical action to control the "sympathy" "arising between man and music". In this regard, it should be noted that many composers

of that era were specially trained in magic, including the largest of them, Claudio Monteverdi.

But it was precisely as an independent scientific discipline that musical psychology began to take shape from the middle of the 19th century. The main impetus for this was research in the field of experimental psychophysiology and the development of a scientific theory of musical and auditory perception, which is in its final form formulated in the works of Hermann Ludwig Ferdinand von Helmholtz, directly related to these studies. Helmholtz developed the resonance theory of hearing, according to which auditory sensations arise in a person due to the resonance of the internal organs of hearing in response to external influences. Another innovative idea of Helmholtz was the provision that a single sound is a kind of chord, the sound of which is based on well-defined laws of acoustics. In his "theory of consonance and dissonance, Helmholtz explained many important phenomena from the field of psychoacoustics by the occurrence of beats between partial and combination tones: the largest number of such beats is observed in dissonant intervals (seconds, tritons, septims), the smallest - in consonant intervals (octaves, fifths).

Helmholtz's research touched upon various scientific and practical issues related to the problems of perception, creativity, diagnostics of abilities, methods of musical education, which gave a powerful impetus to the development of almost all areas of musical psychology.

Many of Helmholtz's ideas were then taken up, and his developments were creatively interpreted in the works of K. Stumpf, O. Abraham, M. Meyer, E. Mach.

Karl Stumpf viewed music as a unique cultural phenomenon, and therefore the results of experiments carried out by psychologists trained in introspective analysis of consciousness (W. Wundt's school), as more trustworthy, he opposed the evidence of expert musicians.

One of the main concepts of Stumpf's psychology of sound is the "fusion" of sounds: a plurality of sounds that form a single, integral consonance in the minds of listeners. In this approach, dissonance is seen as the "individuation" of sounds from this unity.

Stumpf made the largest contribution to the study of psychological acoustics after Helmholtz. But, unlike Helmholtz, Stumpf opposed "objective methods" of research, thus declaring the idea of the impossibility of a strict distinction between physical and mental phenomena, which presupposed the need to study integral psycho-physical complexes in the field of psychoacoustics.

K. Stumpf laid the foundations for the concept of "two components of the pitch of a musical sound", according to which, with a change in one physical parameter of a sound - the frequency of its vibrations - two psychological characteristics of a sound change simultaneously - its timbre and pitch.

A significant contribution to the development of musical psychology was also made by W. Wundt (who enriched musical psychology with the use of the

methodological tools of experimental psychophysiology), W. Kohler (who brought the fundamental principles of Gestalt psychology into musical psychology), G. Reves (thoroughly researched the phenomenon of musical giftedness) and other famous scientists.

Music psychology is of scientific and practical interest in several aspects:

- in pedagogy, which deals with the education and training of musicians;
- in musicology, which, first of all, is connected with the problems of reflecting reality in music and showing the process of formation of artistic meaning in a piece of music;

- in the sociological and psychological, which is related to various laws of the existence of music in public consciousness;

- in the psychological proper, which interests scientists from the point of view of the most general tasks of studying the human psyche, his aesthetic needs and creative manifestations.

From a purely musicological point of view, the field of application of musical psychology encompasses all types of musical activity: composing music, performing music, perceiving music, musical theoretical analysis, and musical education.

#### **Literature:**

1. Бокщанина Е. Методика преподавания музыкальной литературы в училище. — М.: Музгиз, 1961. — 72 с.
2. Гейлиг М. Очерки по методике преподавания музыкальной литературы в училище. — М.: Музыка, 1966. — 58 с.
3. Голубева Л. О новой концепции курса музыкальной литературы ДМШ // Музыкальное просвещение. — 2007. — № 1. — С. 39–43.
4. Лагутин А. Музыкальная литература как предмет школьного преподавания // Вопросы методики начального музыкального образования. — М.: Музыка, 1981.
5. Никифорова В. О преемственности в преподавании музыкально-исторических дисциплин при обучении музыковеда // Вопросы преподавания музыкально-исторических дисциплин: Сб. тр. — М.: Гос. Муз. Пед. Ин-т им. Гнесиных, 1985. — С. 34-51.
6. Орлова Е. Методические записки о музыкально-историческом образовании в консерваториях. — М.: Музыка, 1983. — 43 с.
7. Царева Е. Музыка прежде всего // Как преподавать музыкальную литературу [сборник статей]. — М.: Классика-XXI, 2007. — 172 с. — ISBN 978-5-89817-1 84-1.

*Buriev J.A.  
Methodist of the Department of Youth Affairs  
Spirituality and Enlightenment  
International Islamic Academy of Uzbekistan*

## **HISTORICAL AND PHILOSOPHICAL ANALYSIS OF AHMAD ZAKI WALIDI'S WORK "BERUNIY"**

*Abstract: this article is devoted to the scientific heritage of Zaki walidi, religious, secular, natural and scientific philosophy of Abu Rayhan Beruni played an important role in the formation of philosophical thoughts of walidi.*

*Key words: heritage, philosophy, Islam, religion, map, civilization, people, world, history, culture, arts, nation.*

Abu Rayhan Muhammad ibn Ahmad al-Beruni al-Khorezmi (973-1051) is one of the most famous encyclopedic geniuses not only in the Islamic world, but also in the Middle Ages.

It is widely acknowledged that Beruniy, known as Al-Ustaz, was born in 973 (362) in Qiyat (Madinah ul Khorezm, now Sheikh Abbas Wali).

Zaki al-Walidi quotes Beruniy in his book, "Tahtid nihayat al-amakin" and Saydana, in which he argues that the domination of the non-Muslims in the Islamic world is useless. In addition, in the preface to Saydana, Beruni considers that his mother tongue is a language of science, that he cannot write a book in it, and that Arabic and Persian are foreign languages. He admits that learning these languages later made it much more difficult to use these languages.

Validi also argues in this work "Beruni" [1] about the works written in the high culture of the Khorezm people and the Khorezm language, according to which the Khorezm language is an ancient language. The Khorezmians knew Persian very well. That is why they were able to speak this language fluently. Validi Beruni also translated his book "Basic Concepts from the Art of Astrology" into Arabic for the daughter of Hussein al-Khwarizmi, one of the famous people of Khorezm. (Nuruos-maniye Kütüp., Nr. 2780).

Beruni disliked the Karakhanids and thought that they had invaded the Samanid land, and the travels of the Turks living in present-day Afghanistan to India were of great benefit to him as he studied their conquests and culture there. In his works, Beruni was very interested in the origin (ethnography) of the Turkic peoples.

Zaki al-Walidi said that the "autochthonous" population in the eastern part of the Mozandaran Pass in Khorasan was Turkic, that Oguzs and Pechenegs lived in the Middle and Lower Amudarya basins in BC, and that the Iraqi people came here later. Beruni notes that this was not the result of the actions of individual



Turks, but at the same time the result of his own research. This is evident in the spelling of Turkish words in Beruni's works. (E.g. heat, sea, heat). It is clear from this that Beruni's Turk writes that he was under the influence of the Khorezmians, especially the Biscuits.

According to Validi, Beruniy was involved in almost all fields of science. Although the nickname "Beruniy" is interpreted in Samanid and Yakut languages as "stranger" and "remote place", the form "Berun" in ancient sources also means "foreign city", "stranger", "person living in a foreign city". (Somoni and Tabrizi wrote the same). Although Ali ibn Zayd al-Bayhaqi (Tatimmat sivan al-Hikma, nsr. Muhammad Safi, p. 62) referred to this word (Beruni) as the name of a city, the sources do not indicate that Khorezm was a city with this name. (Hudud al alam var. 25 a)

Only Jurjan mentions that it consisted of two cities called Andaruni and Beruni, and that Hamid Allah (Hamidullah) Qazvini (Nuzhat, nsr. Gibb, p. 179) had a neighborhood called Chah Berun between Urgench and Marv. It is understood from Beruni's opinion (Yakut, Irsad, vi, 313) that perhaps his father died in his youth because Beruni says he cannot remember it well. His mother was a woman who made a living by collecting and selling firewood. (Yakot, Irsad, vi 313). At the same time, it should be noted that Beruni came to Qiyat in his youth, met a Turkmen doctor and was brought up in the palace of Khorezmshah. Beruni's interest in science was strong from a young age. The famous scholar Abu Nasr ibn Ali was educated in the hands of the Iraqi Mansur. In any case, it is noteworthy that Abu Nasr ibn Ali, a well-known scientist and mathematician from the Beruni Khorezm dynasty, defended Mansur (see Zeki Walidi Togan, Ibn Fadlan, p. 10) and was one of his rulers. says to be at the beginning. (Irsad, vi, 312, man Kranse, Dil spherik van menelaos in der Verbesserung voh Abu Nasr Mansur b, Alib. Irak, Berlin, 1939, p. 112)

Yaqt Hamawi states, "Another teacher of Beruni is Abul Samad ibn samad al Hakim." East Khorezm was the center of the ancient Khorezm dynasty, which ruled Khorezm before the advent of Islam. Western Khorezm, with its center in Gurganch (Gurganch, Urgench), was ruled by the sons of their rival, King Mamun. Zaki al-Walidi took it from Abu Abdullah Muhammad ibn Ahmad ibn Iraq, the last ruler of Khorezm. It is in the course of this event that we can see that Beruni, who was engaged in the invention of astronomical instruments around Qiyat, was therefore forced to give up his career with worldly affairs, leaving his research work behind. (Zeki Velidi Togan, Sifat al ma, mora ala al Biruni, p. 59) It is clear from this that Beruni was the most trustworthy man of the ancient palace of the Khorezmshahs. But the struggles that began for the throne do not allow the scientist to continue much of his scientific work. It is known that after that he left his homeland and lived for some time in the ancient city of Ray (now Tehran). After that, until 1009, Qurus ibn Vashmgir took the young scholar under his protection in Jurjan.

Beruni's greatest work, *Monuments of Ancient Peoples*, was written in 1000 at the age of 28. Beruni is very much preparing to write it. He presents this work to the ruler.

Beruni had various scientific discussions with the young scientist Ibn Sina on questions and answers on physics and philosophy of nature. The answers to these discussions of Ibn Sina are that the two pamphlets given in book form are kept in the library of the university where Walidi worked. (see Broekelmann, *GAL*, Suppl., I, 822) One of these pamphlets says that it is in the Faizullah Efendi Library in Istanbul at 2188, and the other is in the Inabek Library in Bursa at number 19. Al-Beruni gives information about Ibn Sina in the philosophy of nature (issues of life).

After the death of Ali ibn Ma'mun, one of the sons of Shah Ma'mun, in 1009, Beruni went to Jurjan. Beruni emphasizes that this man is the most respected ruler of the sons of Ma'mun. After the conquest of Khorezm by Mahmud Ghaznavi in 1017, Beruni and several scholars were taken to Ghazni.

It was during this period that Beruni (who was also a teacher of Ibn Sina) met the philosopher and physician Ali Sahl Isa al-Masihi. This man also served in the palace at that time and from there he went to Jurjan, that is, to Ali ibn al-Ma'mun. For one reason or another, he studied the Assyrian language, but also Greek (because he talked to scholars).

Walidi said Ghazni will take Mahmoud Beruni and his teachers Abu Nasr Mansur and Abdul Samad to Ghazni. According to Beruni, it is understood that he was imprisoned in the Treasury. (Abu Fazil al Bayhaki, *History of Sultan Mas*, ud, nsr. Morley p. 448).

According to Yaqut, Beruni and his mentor Abdul Samad will be sentenced to death and Beruni will be pardoned.

The language of science is Arabic, which is a problem in the East, and when Beruni translates Greek works, he says, of course, that work must be edited (studied) by translators. (Saydana, nsr. Mayerhof, p. 8 a). Al-Beruni's statement about the Arabic alphabet is likened to that of Rashid al-Din Tabib, who lived in the palace of the Ilkhanids in the fourteenth century.

We know that Beruni was not the first scholar to argue about some of the shortcomings of the Arabic script. Earlier, Hamza Isfahani (*al-Tanbih ala hudus al-tasnif Mehmed Razwini*, pp. 23, 27) explained the matter in detail, pointing out that a word written in Arabic letters can be read in more than 200 forms, even without actions (vowels).

Beruni argues that reading historical events from an economic and religious point of view is unscientific.

After the division of the Beruni cultural world into 2, i.e., eastern and western cultures, the Chinese are shown to be the creators of the eastern cultures of the Turks and the Indians. Islamic culture, on the other hand, is a successor to Western culture, which has largely surpassed Greek culture, and as a result of the

Turks' conversion to Islam, this culture has spread to a wide range of fields, bringing the science of humanity to new heights. (Tahdid al amokim, page 245).

In his research, al-Beruni treated every religion and sect with respect. On the other hand, the treasury was persecuted as early as the days when Mahmud, like Yaqut, came to the treasury. Because the rulers liked him, they liked everything he did. Beruni's 81 years of material and spiritual life came to an end in 1051 in the Treasury.

Beruni's death is mentioned by one of his disciples, Abul Fazil al-Sarahsi, who lived 770 years on a lunar calendar on the 2nd Friday of the month of Rajab for 440 years. However, sources say that he was 80 years old at the time of writing his latest book, Kitab al-Saydana.

#### **References:**

1. Zeki Velidi Togan. Biruniy // Ibid. 1943. S.635-645.
2. Zeki Velidi Togan. The issue of the alphabet in the Turkish world. Istanbul. 1928, S.2.
3. Zeki Velidi Togan, Birunis picture of the world, mukaddime, s.III.

*Dehqonova S.  
teacher  
Dilmurodov J.  
student*

*Namangan Engineering – Construction Institute*

## **FORMATION OF SPIRITUAL EDUCATION OF YOUTH**

*Annotation: As we all know, the formation of the personality of the younger generation occurs under the influence of a number of factors. The most important of these factors will be directly related to its pure-mannered heritage, exemplary upbringing in the family, social environment in the neighborhoods, the importance of youth education in schools and other educational institutions.*

*Key words: spirituality, youth, spiritual education, spiritual heritage.*

Since the first days of independence, our country has been paying great attention to the issue of the role of a person in society, especially the education of the growing younger generation. For the same purpose, the role of families in society was increased, the neighborhood management was given broad rights, radical reforms were carried out in schools, secondary vocational education and higher education systems, and these works are continuing in practice.

Today, favorable conditions are created in the leadership of our compatriots for the formation of the younger generation as a harmonious person. It should be specially noted that the organized sports fields, sports clubs, music, painting and various crafts clubs.

The educational processes in the present independent states, in particular Uzbekistan, which were part of the Union in the previous period, were based mainly on the policy of Westernization, and the specific national spirituality, customs, moral conceptions of each nation were eliminated. As a result of this, in a certain sense, there was a "emptiness" in the minds of nations, especially in the perception of self.

It is known to us that in the early years of our independence, ideological centers in some Western countries, which sought to use this ideological "emptiness", tried to fill the minds of young people with the concepts of Western upbringing that were not peculiar to our nation, which were not. It is not true that we say that these actions are completely eliminated today. Thanks to this, we believe that the education of young people is more than ever, and this topic should be one of the permanent and important issues of the day.

The main purpose of education is to enable the growing younger generation to find its strong position in society, as an educated, wise and healthy – minded person, which is characteristic of perfect people.

As noted by the first president of our country Islam Karimov "...it is our main goal to educate our children from us as strong, educated and wise." The main task of education is the expression of the younger generation from finding content that corresponds to the rules of conduct adopted in our society, moral qualifications and skills, needs and aspirations.

At present, in addition to the influence of family, neighborhood, school and educational institutions in the education of the younger generation, the product of globalization processes-the factor of means of rapid information transmission and Exchange through various Internet networks-should be kept in the center of attention. It is alarming that they are entering the lives of our young people through indecent, hurtful films and various absurd games, which promote various destructive ideas in their means, poison the minds of young people.

It is also worth paying attention to the fact that in our country there are more and more mass publications, among which the level is slightly lower, "Entertainment" is light-the material that expresses the way of life, does not correspond to our national mentality from a moral point of view, also comes to the attention of young people.

In this regard, we believe that attention should also be paid to the various radio-televedenies that are currently operating, although today it has decreased for a while, unfortunately, some "side" cinema films and broadcasts, light songs, which are broadcast, are also deeply concerned about the negative impact on the minds of our young people.

Today, computer games, organized in some underground passages of the Centers of our region and districts, are almost completely isolated. However, we will witness the present day and money by some "entrepreneurs" and the fact that they have opened and are on the eve of opening computer houses near educational institutions. A person who thinks about sitting at a computer desk and seeing different fighting games while he is at school is teaching young and old children here. Who is the reason why these young people spend their valuable time playing those "games" at the time of the lesson process at school, squandering the money given by their parents? The organizers of this computer game know how to "beat" their own. But where are the class leaders coaches and teachers in the school or educational institution facing? Do they take any action by asking what students are doing where they are instead of attending the lesson?

As mentioned above, the review of "game boxes" dictates the further study of narrative and propaganda among students and young people in families, neighborhoods and educational institutions, so as to meditate in depth in this regard.

Our youth is the future of the nation, and our nation has its own mentality-an age-old educational institution. First of all, it is necessary for our generation to be brought up on the basis of western traditions, norms of morality, at the same time to be able to assimilate universal human values with a deep understanding.

The fate of radical changes in Uzbekistan depends on the activity of each citizen. Of course, if a young generation lives as a glue, as a citizen, the society takes a step forward towards its goal. To do this, first of all, it is necessary to immerse the true essence of the National idea into the minds of young people.

There is full justification for the interpretation of the national idea as a dynamic, changing and unique strategic system that constantly develops, embodies the strategic issues of the future, unites all layers of society in a single goal. In the integration of the national idea into the consciousness of young people, it is necessary to educate young people as believers, truly Patriots, to educate them as a perfect person capable of taking full responsibility for ensuring the effectiveness of the reforms carried out. It is necessary to attach importance to its three main stages in the realization of the main goal associated with the integration of the national idea into the minds of young people.

First of all, independence is national and development-related features. The issue of thinking is mainly aimed at the comprehensive strengthening of direct independence, the implementation of radical qualitative changes in its moral and spiritual foundations.

Secondly, such concepts as national consciousness, national thinking, national pride, national pride and national heritage, which form the basis of the national idea, including mental signs, should be of paramount importance, mainly in national aspects.

Third, the national ideology is an ideology of development. It is necessary to pay serious attention to the tireless renewal of the life of society, the importance of dialectical relations among the above-mentioned concepts. The degree to which the concepts mentioned in our opinion are formed, as well as the result of the dialectical relationship between them, is a specific criterion indicating the integration of the National idea into the minds of young people. Because the further strengthening of independence is a national idea, which is considered to be the subject and object of deepening economic reforms, the full formation of human faith, high patriotic feelings, depends on how much the science of basic concepts and principles is studied by young people.

In my opinion, the ultimately positive result of any work will be directly related mainly to human activity, and the rest to his worldview. The correct and perfect worldview serves the main task in educating the younger generation as a harmonious person. Pride in our rich spiritual heritage is the key to the formation of national pride and national pride. In the study of such concepts, of course, the socio-humanitarian sciences is great. Through the study of similar disciplines, students are given the ability to form the concepts of love, loyalty to their homeland, to integrate the concepts of national pride and national pride into the minds of young people.

A person with a sense of love and loyalty to his homeland in his soul will not have the concept of betrayal of the motherland, will not join the destructive ideas, will grow up as a harmonious-generation, proud of his homeland, proud of



his youth, able to sacrifice his soul for his homeland, spending all his efforts for the development of society. In carrying out such tasks, it is necessary that all of us refuse from one side and struggle for happiness.

#### **References:**

1. Farhodjonova N.F. HISTORY MODERNIZATION AND INTEGRATION OF CULTURE //Теория и практика современной науки. – 2018. – №. 3. – С. 13-15.
2. Farhodjonova N. F. MODERNIZATION AND GLOBALIZATION AS HISTORICAL STAGES OF HUMAN INTEGRATION //Теория и практика современной науки. – 2018. – №. 3. – С. 16-19.
3. Dehqonova S. E. THE USING INNOVATIVE TECHNOLOGIES IN THE EDUCATIONAL PROCESS //Central Asian Problems of Modern Science and Education. – 2019. – Т. 3. – №. 4. – С. 313-317.
4. Dexqonova S. E. HISTORICAL FORMS AND MANIFESTATIONS: THEOLOGICAL REPRESENTATIONS AND INTERPRETATIONS OF RELIGIOUS VALUES //Теория и практика современной науки. – 2017. – №. 4. – С. 5-8.
5. Dexqonova S., Muxiddinova X. G. RELATIONSHIP AND INTERACTION OF RIGHTS AND MORALS //Теория и практика современной науки. – 2017. – №. 5. – С. 15-17.
6. Dexqonova S., Mamadaliyev S. FACTORS THAT IMPROVE IDEOLOGICAL ACTIVITY IN THE GLOBAL ENVIRONMENT //Экономика и социум. – 2019. – №. 6. – С. 23-25.
7. Dexqonova S., Mamadaliyev S. FACTORS THAT IMPROVE IDEOLOGICAL ACTIVITY IN THE GLOBAL ENVIRONMENT //Экономика и социум. – 2019. – №. 6. – С. 23-25.
8. Dexqonova S. THE CONTRIBUTION OF THE JADIDS TO NATIONAL AND SPIRITUAL DEVELOPMENT //Экономика и социум. – 2020. – №. 3. – С. 28-31.

## **INNOVATIVE FORMS OF TEACHING IN ENGLISH LESSONS AS A MEANS OF IMPROVING LEARNING OUTCOMES**

*Abstract: This article discusses innovative forms of teaching in English lessons as a means of increasing the effectiveness of teaching.*

*Keywords: language, English, innovative method, learning efficiency*

Innovative forms of education are characterized by a high communicative ability and active involvement of students in educational activities, activate the potential of knowledge and skills of speaking and listening skills, effectively develop communicative competence skills. This contributes to adaptation to modern social conditions, because society needs people who can quickly find their bearings in the modern world, are independent and proactive, who achieve success in their activities. At the heart of any innovation is creativity. Creative activity involves the development of the emotional and intellectual spheres of the individual. This is one of the main tasks of the modern educational process. Educational activity in a technical school requires the use of specific technologies that provide a solution to this problem.

These are innovative forms of education: role play, project method, ICT, critical thinking technology, multidimensional didactic technology. Technology that stimulates the interests of students and develops the desire to learn is associated with the implementation of various kinds of projects. The use of this technology makes it possible to envisage all possible forms of work in a group: individual, group, collective, which stimulate the independence and creativity of children. Techniques of critical thinking technology in English lessons teach students how to organize their activities, the ability to think, competent and meaningful reading, the ability to cooperate, etc. In the lesson, it is possible to use both mini - projects, designed for one lesson or part of it, and large projects that require a long time to complete them.

Projects can be individual and group. In the 1st year, the following project tasks were used:

1. Section 1. "Description of people", the children are offered project topics: for example, an oral description of the appearance of their classmates, their character, profession and their hobbies (for example, "I about myself" (my name, names of my parents, sisters, brothers; address; my age; birthday; my appearance; my interests)

2. Section 2. "Description of the area." The guys make a postcard describing their hometown (name; geographical location; monuments; my favorite places.)

3. Section 7. "Cultural and national traditions, local history, customs and holidays of Great Britain." During the lesson on the topic "Travel to London," a situation was proposed: students won a ticket to London, want to learn more about the sights of the capital. Some of the children will live in an English family. They fly to London by plane. The type of the project is mixed, as it has signs of research, creative and role-playing projects.

The work on the project was carried out in several stages. In the first lesson, the children were offered a situation and a discussion of the main content of the future project was organized. As a result of the discussion, problems were selected, areas of work were identified, and a project plan was drawn up. Working materials were prepared for the implementation of the project: a layout of a map of London, photographs and 'slide-presentations' of London sights, a draft of the London Sightseeing Guide, layouts of shop windows and cafes, and the necessary props were prepared. At the initial stage of the lesson, repetition and etiquette clichés are organized ("In the store", "In the cafe", "Asking for directions", etc.). After fixing the speech material, each group presented their message. The guys from group # 1 staged boarding a plane. The "stewardess" made the landing, welcoming the passengers, asked them to show their ticket, get into the aircraft cabin, and served them during the flight. The guys who got the role of passengers asked to drink water, juice, tea, listen to music, ordered lunch. The guys of group No. 2, upon arrival at the hotel, were sent to an English family for further accommodation. This group conducted a role-playing game "Visiting the Smith Family", using etiquette speech clichés, dialogue - questioning, and monologic statements. The members of group # 3 went to the store, and group # 4 went to have dinner in a cafe. All participants in these stages of the lesson approached the task very responsibly, especially the "weak" students. In the evening, most of the participants went to see the sights of London. Using speech clichés united in the group "Asking the Way", they asked a local resident how to get to a given attraction. Listening to the explanations of a local resident, they drew their way on the map, walked along the layout of the map of central London to the desired object. The confirmation of the correctness of the task was the appearance on the interactive board of a slide with the image of the desired attraction. All stages of the lesson were accompanied by a Power Point presentation, prepared by the joint efforts of the students and the teacher. The main objectives of such classes are practical, teacher-modeled tasks that activate listening and speaking skills.

At the end of the lesson, the results were summed up:

What did the students learn in terms of language? (They know how to buy something in a store, place an order in a cafe, ask for directions.)

How has their communication activity changed? (They may interact with each other and collectively politely thank, ask, offer, refuse, etc.)

What is the project's contribution to the overall development of the student? (He can play a role, speak expressively and emotionally.)

What universal actions did the guys master? (They can independently search for the information they need.)

I use the following techniques in the classroom: "True and False Statements", "Confused logical chains", "Key terms". In the teaching materials of the author VG Timofeev "Up & up" for grades 10-11 there are enough similar tasks, so I try to use something new. For example: match the elements (beginning and end of a sentence) to each other and pair them. The techniques of this technology give the student the opportunity to express their point of view on the topic under study freely, without fear of making mistakes and being corrected, to record all statements: since any of them will be important for further work. Interactive teaching methods are especially effective when learning the grammatical aspect of the English language. Let us consider in detail several interactive learning technologies that I widely use in the classroom. For example, the technology of working in pairs or triplets, both permanent and rotary (replaceable). Group work is also not new and is well known to everyone. I often use rotational small groups in my lessons. For example, within the framework of the 1st course topic "Country Studies. Great Britain", for several years now I have been practicing work according to the following scheme:

Stage 1 - an advance assignment, collecting information according to a specific plan about one of the four parts of the United Kingdom (ideally working with a multiple of four students, I had 12). The selection of the part is done by drawing lots.

Stage 2 - work in small groups Scotland, Wales, Northern Ireland, England. The guys share the information they have found, systematize it.

Stage 3 - Small group work United Kingdom. Each student brings information about his part to the entire team of the group.

Stage 4 - we compare the completed tables, supplement the material, exchange opinions, prepare mini-stories about the United Kingdom.

In an effort to improve the process of teaching foreign languages, I conduct classes using a PC. Various multimedia games help expand vocabulary, introduce you to English grammar, teach you to understand speech by ear, and write correctly. Computer programs combine color graphics, video films, music. I use such programs as "Euro Talk", "Learn to Speak English". The fragmentary use of these programs allows to increase the motivation and interest of children in the subject. I use it when studying topics: "Numbers", "Shops and purchases", etc. These programs also provide for the control of knowledge on each topic. The guys are happy to work at the computer. Projects with Power Point presentation are carried out on almost every topic. I also use the technology of multidimensional didactic instruments (DMI), the author of which is Valeriy Emmanuilovich Steinberg, Doctor of Pedagogy. The working tools of this technology are logical-semantic models. The children really like to independently acquire knowledge on

the topic of the lesson. The models are multifunctional, because I use them at various stages of training: at the initial acquaintance with new material, at its consolidation, at the generalization and systematization of knowledge, their correction and control.

#### **Literature:**

1. Okoneshnikova A. Yu. Innovative forms of teaching in English lessons as a means of increasing the effectiveness of learning // Scientific and methodological electronic journal "Concept". - 2017. - Т. 25. - S. 229–231. - URL: <http://e-koncept.ru/2017/770564.htm>.
2. Эгамбердиева, Г. (2018). Методика обучения будущих учителей сетевым технологиям с использованием виртуальных машин. *Мировая наука*, (9), 67-69.
3. Egamberdiyeva, G. (2018). ALISHER NAVOI IS A GREAT UZBEK POET. *Экономика и социум*, (9), 13-14.

## **AN INTEGRATED APPROACH TO THE IMPROVEMENT OF PRIMARY SCHOOL LESSONS AND ITS IMPORTANCE**

*Annotation: Primary teacher needs to adopt the many new techniques of teaching in a school. These contemporary techniques are designed with much research and analysis for the development and growth of children. Most of these techniques aim to construct effective learning which has been included in the syllabus of each and every primary school. Today students are taught with these specialized techniques so that the development of cognitive abilities in children takes place.*

*Key words: Teachers training organizations, sensitive times of a child's life, Contemporary techniques.*

### **INTRODUCTION**

The learning procedures in a school focus on motivating a child as it is the guiding force of an individual to achieving his or her goals. An aspiring educator will be able to know this by pursuing a primary teacher training course which focuses on the techniques of educating and developing children in a school. The primary level is one of the most sensitive times of a child's life and teachers will learn how to help the students when and if they face any problems.

### **MATERIALS AND METHODS**

Contemporary techniques that are being taught with the help of this course are totally built on the research work done by scientists and educationists. The techniques of teaching aim to help the children in perceiving the environment and its aspects at a quicker rate as compared to the approaches used in the last decade.

Teachers training organizations like Institute of International Teachers Training provide this course for its candidates so that they can become expert primary educators in schools. By applying the techniques the primary teachers will create opportunities for children so that they achieve progress at a faster rate. These new approaches also develop knowledge of the variety of topics and this course helps the teacher to establish organized learning in the classroom. Primary teachers gain the proficiency of innovating in the classroom while teaching the subjects.

### **DISCUSSIONS AND RESULTS**

This learning environment in a school provides education in many important areas where children's growth is necessary. These techniques are



now used in primary schools all over the world. Teachers advance at their own pace by joining this course. Teachers learn to develop structured lesson plans for their students in a school. In case the lesson plans are not effective, the teachers will modify it by discussing the methods with the principals. The teachers in this way develop a concrete syllabus for students in a primary school.

The teaching-learning techniques in a primary institute focus on the generation of enthusiasm in students. These also help the students to understand topics wholeheartedly. The effective techniques involve developing questionnaires on several topics that lead the children towards success. Teachers will ask questions related to the environment. The primary teachers will put these questions before the students and explain it to them with proficiency. The primary teachers will design activities for kids to work in small groups who will explore the world on their own. The students will work as explorers. These techniques of teaching can be known by joining a primary teacher training course from a reputed organization.

The techniques of teaching are progress oriented and learning is a process where students receive education through the designed activities. Some of these techniques include reading of storybooks, drawing and playing to make the teaching session more interactive. The primary teacher would learn to establish an environment where there would be discipline in the class, where children behave properly. Teachers will guide the children in solving problems by themselves because in this way they will be able to learn. Sometimes teachers will also ask questions to his students to assess the performance. Teachers will instruct the students to teach themselves and find out the answers.

The teachers will analyze the topics that should be taught because in this part learning depends on organizing information and then analyzing it to drive children towards progress. Children must be helped by the teachers to engage in organizing the topics that they have learnt. This procedure of teaching-learning can be studied in details by pursuing a primary teacher training course which will help an aspiring candidate to learn about the techniques of primary education for children.

Every kid goes through the process of child development which consists of learning to walk, speak, talk, play, and many essential formative learning's. Each layer gets more complex as they grow with time. Naturally, not every child will develop the same way or speed, as each child has his/her own pace of growing and coping with things. Teachers are the ones who spend the most time with children and hence it's highly pivotal they study and understand child development.

### **CONCLUSION**

We already know by now that today a lot of techniques of primary teaching have come up and a teacher needs to implement them in the class.

The teachers will need to gather information to help children develop many capabilities. The teacher must also motivate a child so that he or she can achieve success in his or her life. The teacher needs to realize the potentials of every child. As teachers, one must recognize the qualities of children and educate them in a way that they grow up to be good human beings. Therefore, one must pursue the primary teacher training course from an educational organization. The teacher must innovate while teaching to accelerate the learning process of children. Primary teachers have to be totally committed to his or her job and children must be provided with a memorable experience. Today educational organizations are also using many modern tools and technologies such as PowerPoint presentations and other audiovisual elements made for kids which fall under the purview of learning. We can also see that according to the recent research, the interactive learning process boosts children's creativity. A young mind can grasp the basic concepts easily in a primary institute with proper assistance and guidance. If you are an interested candidate then is sure to take up this course from a reputed and certified institute. Increasing the professionalism and competence was recognized as the main driving force of progress and activities leading to the goals of sustainable development. The modern education system involves the further improvement of the mechanisms for raising the competence of future specialists on the basis of a creative approach and an innovative system for putting them into practice. From this point of view, the research competence of future specialists on the basis of a creative approach is of particular importance for creating innovation, creating intellectual resources for socio-economic development through the development of cognitive and divergent thinking based on modern pedagogical processes that create new knowledge, and expanding the training opportunities for competitive personnel. The article looks into the requirements and policies for the competent teaching staff.

#### **Reference:**

1. Prengel, A. Pädagogik der Vielfalt (2nd ed.). Opladen: Leske & Budrich.
2. Bastian, J. & Helsper, W. (2000).
2. Professionalisierung im Lehrberuf – Bilanzierung und Perspektiven. In J. Bastian, W. Helsper, S. Reh, S. & C. Schelle (Eds), Professionalisierung im Lehrberuf. Von der Kritik der Lehrerrolle zur pädagogischen Professionalität (167-192). Leske & Budrich.
3. Reh, S. (2004). Abschied von der Profession, von Professionalität oder vom Professionellen? Theorien und Forschungen zur Lehrerprofessionalität. Zeitschrift für Pädagogik, 47 (3), 358-72.
4. Senge, P. M. (1996). Die fünfte Disziplin. Kunst und Praxis der lernenden Organisation. Stuttgart: Klett-Cotta.

*Embergenov N.J., PhD*

*Associate Professor*

*Karakalpak State University*

*Uzbekistan, Nukus*

*Oteuliev M.O., Doctoral Candidate*

*Karakalpak State University*

*Uzbekistan, Nukus*

*Karimbaev K.*

*Assistant teacher*

*Karakalpak State University*

*Uzbekistan, Nukus*

*Madaminov X.R.*

*Geography teacher*

*School No. 53 of Amudarya district*

*Uzbekistan, Amudarya district*

## **THE IMPORTANCE OF MINERAL RAW MATERIAL RESOURCES IN THE ORGANIZATION AND PLACEMENT OF INDUSTRIAL SECTORS IN THE REPUBLIC OF KARAKALPAKSTAN**

*Abstract. The article deals with the problems of development of industries from the point of view of the region's natural resources. The main purpose of the work is the territorial organization of industrial sectors of the Republic of Karakalpakstan, and its task is to assess the resource factor of available mineral resources in the region in the development and organization of industrial sectors.*

*Key words: industrial branches, natural resources, natural phenomena, gross domestic product, gross territorial product, labor resources.*

It is well known that natural conditions and resources on Earth are not distributed equally. This situation increases the scientific and practical significance of the science of geography and is an important factor in the economic development of all countries and determines their regional division of labor. Therefore, natural conditions and resources play an important role in the sustainable development of industrial sectors of any country, its modernization and the regional organization of productive forces. Territorial organization of industries and their rational location will create the basis for improving the living conditions of the population in the future. It was noted that the socio-economic development of any country or region depends on a number of factors, in particular, the importance of the region's mineral raw resources. The specificity of the effective use of such existing factors requires its scientific research.

The main purpose of the work is the territorial organization of industrial sectors of the Republic of Karakalpakstan, and its task is to assess the resource factor of available mineral resources in the region in the development and organization of industrial sectors.

In this regard, the Republic of Karakalpakstan is located in the far northwestern part of Uzbekistan, relatively far from its industrial centers, with an area of 166.6 thousand km<sup>2</sup> and a population of 1898,3 thousand people (01.01.2020). The labor force is 1065,5 thousand people, the economically active population is 782,1 thousand people and the employed population is 711,2 thousand people. These data require the creation of new jobs to ensure employment in the country. It was noted that the mineral resources in the country are sufficient for this. Therefore, it is necessary to scientifically and theoretically substantiate the relationship between the mineral resources of the region, the population (as labor resources and consumers) and factors of production, based on the effective experience of advanced research centers around the world. Despite the fact that Karakalpakstan covers 37,1% of the country's territory and 5,6% of the population, it accounts for 2,0% of consumer goods and 3,9% of industrial production (2019). In 2010, the figure was 1,8% in both sectors. It is known that in recent years in the Republic of Karakalpakstan there has been an increase in industrial production, but its level of economic development is much lower than the average economic performance of the country. Therefore, bringing the gross regional product to the level of the population will help to overcome a number of socio-economic problems in Karakalpakstan. Mineral resources are a key factor in the development of the region's industries.

On the territory of the Republic of Karakalpakstan, rich deposits of astrakhanite, basalt, bentonite, vermiculite, glauconite, kaolin, quartz sand, quartzite, marl, mirabilite, phosphorite and other minerals have been identified. The fact that most of these deposits are located around the transport networks of Nukus-Tashkent, Kungrad-Beynov and Nukus-Chimbay creates economic convenience, which in the future will determine the possibility of building industrial enterprises for their processing in cities located near these roads. Basically, these resources play an important role in the creation and development of industrial enterprises for the production of mineral fertilizers for construction and agriculture in the region.

Mineral raw materials mirabilite are available at the Tumryuk-1 and Tumryuk-2 deposits along the Kungrad-Beynov railway and highway in Kungrad district. Its reserves amount to 6195,8 thousand tons. Beshtube (17089 tons), Kushkonottov (2723 tons) and Khojakul (11562 tons) bentonite deposits have been identified. Vermiculite at the Tebinbulak deposit in the Sultan Uvayis Mountains has reserves of category A B C1 – 1360,2 thousand tons, category C2 – 717,2 thousand tons. Astrakhanite is found in the Akkala deposits (46,051 thousand tons, thickness 1.6 m) and Kushkonottov (408,370 thousand tons, thickness 5 m). Glauconite reserves amount to 50 million tons in Krantov, 6-8

million tons in Khojaly, 4-5 million tons in Ketmanchi, 10 million tons in Chukai-Tukai, 15 million tons in Beshtuba and 10 million tons in Khojakul. There are also phosphorite reserves in the Khojakul, Khojaili, Nazarkhan and Chokai-Tukai deposits. Basalt is found in the Burkuttag, Sherzhili and Dushshybulak deposits in the Sultan Uvais mountain range. Mergel is located in Porlitov, 45 km from Chimbay. Quartz sand and kaolin are also found at the Khurshid deposit in the Amu Darya region.

The Sultanuvais ridge is located along the Nukus-Tashkent highway and the Nukus-Miskin-Uchkuduk-Tashkent railway. This makes it easier to extract and transport existing mineral resources. At the same time, the creation in the region of industrial enterprises for the processing of a part of raw materials will lead to an improvement in the regional structure of the population and employment.

In Karakalpakstan, huge reserves of mining and chemical raw materials, such as Barsa kelmes (17,8 million tons) and Karaumbet (0,8 million tons) near the city of Kungrad, have huge reserves of magnesium sulfate, rock and salt. As mentioned above, the Ustyurt Plateau is rich in oil and especially natural gas deposits. Many foreign investments have been attracted for the geological prospecting and mining of these types of raw materials.

In Karakalpakstan, huge reserves of chemical industry raw materials have been discovered in the Chimbay district Kushkhanatov, such as Barsa kelmes (17,8 million tons) and Karaumbet (0,8 million tons) near to the Kungrad.

As mentioned above, the Ustyurt Plateau is rich in oil and especially natural gas deposits. Many foreign investments have been attracted for the geological prospecting and mining of these types of raw materials. Geological prospecting has revealed oil fields in West Barsa kelmes. Thus, the search for oil and gas fields in the northern region, especially in the Usturt plain and the Aral Sea desert, will play an important role in determining the prospects for the development of industrial production in Karakalpakstan in the future.

It was noted that the chemical industry of Karakalpakstan is rich in raw material resources. These mineral resources open up vast opportunities for the development of heavy industry. It should be noted that the disproportion between the location of mineral deposits in the region and the settlements creates problems for the territorial organization of production. Therefore, the role of transport networks in the location and development of production is great. Therefore, in the future, there are great opportunities to locate the industry in settlements close to important transport routes or mines.

In conclusion, within the framework of the Action Strategy adopted by the Government for the socio-economic development of Karakalpakstan, the richness of existing natural and mineral resources in the region will allow it to increase GDP based on the development of certain industries.

### Reference:

1. Бекбулатова Г.А., Ембергенов Н.Ж., Турсынов М.Ж. Экономикалык география. – Нөкис, Билим, 2012
2. Максаковский В.П. Общая экономическая и социальная география. – М.: ВЛАДОС, 2009.
3. Қорақалпоғистон Республикасининг ижтимоий-иқтисодий ривожланишининг асосий кўрсаткичлари. – Нукус, 2020.



*Ergasheva N.K.  
Senior teacher  
Department of foreign languages in natural sciences  
Faculty of foreign languages  
Ferghana State University  
Ferghana, Republic of Uzbekistan*

## LINGUISTICS AND LINGUISTIC DISCIPLINES

*Abstract: Linguistics is the scientific study of language. It involves the analysis of language form, language meaning, and language in context. Linguists traditionally analyze human language by observing interplay between sound and meaning. Linguistics also deals with the social, cultural, historical, and political factors that influence language, through which linguistic and language-based context is often determined. The following article looks into the different linguistic disciplines.*

*Key words: linguistics, phonology, phonetics, morphology, pragmatics, semantics.*

### INTRODUCTION

The earliest activities in the documentation and description of language have been attributed to the 6th-century-BC Indian grammarian Panini who wrote a formal description of the Sanskrit language in his *Aṣṭādhyāyī*. The areas of study include the disciplines of semiotics (the study of direct and indirect language through signs and symbols), literary criticism (the historical and ideological analysis of literature, cinema, art, or published material), translation (the conversion and documentation of meaning in written/spoken text from one language or dialect onto another), and speech-language pathology (a corrective method to cure phonetic disabilities and dysfunction's at the cognitive level).

Linguistics is often called "the science of language," the study of the human capacity to communicate and organize thought using different tools (the vocal tract for spoken languages, hands for sign languages, etc.) and involving different abstract and tactile components.

Linguistics looks at:

The general phenomenon of human language. Different families of languages (example: Germanic, including English, German, Dutch and Scandinavian, among others). Specific languages (example: Arabic, Mandarin and French). Communicative codes or behaviors that are not so well defined (example: the language of recent immigrants, the ways by which bilinguals choose one or another language in certain settings). Linguistics is a human science—in fact, one of the foundational disciplines in the western intellectual tradition—and may be compared with programs such as sociology, psychology or

anthropology. As with all human sciences, there are several sub-fields in linguistics:

Phonetics (the study of how speech sounds are made)

Phonology (how these sounds are organized)

Morphology (how sounds are organized into units of meaning)

Pragmatics (the relationship between language signs and language users)

Semantics (the study of meanings themselves)

Sociolinguistics (the interaction of language and people or collectives)

Syntax (how units of meaning come together to create utterances)

Because of its inherently cross-disciplinary nature, linguistics and linguists is often integrated into such disciplines as communications, sociology, history, literature, foreign languages, pedagogy and psychology.

### **MATERIALS AND METHODS**

Syntax and morphology are branches of linguistics concerned with the order and structure of meaningful linguistic units such as words and morphemes. Syntacticians study the rules and constraints that govern how speakers of a language can organize words into sentences. Morphologists study similar rules for the order of morphemes—sub-word units such as prefixes and suffixes—and how they may be combined to form words. While words, along with critics, are generally accepted as being the smallest units of syntax, in most languages, if not all, many words can be related to other words by rules that collectively describe the grammar for that language. For example, English speakers recognize that the words dog and dogs are closely related, differentiated only by the plurality morpheme "-s", only found bound to noun phrases. Speakers of English, a fluxional language, recognize these relations from their innate knowledge of English's rules of word formation. They infer intuitively that dog is to dogs as cat is to cats; and, in similar fashion, dog is to dog catcher as dish is to dishwasher. By contrast, Classical Chinese has very little morphology, using almost exclusively unbound morphemes ("free" morphemes) and depending on word order to convey meaning. (Most words in modern Standard Chinese ["Mandarin"], however, are compounds and most roots are bound.) These are understood as grammars that represent the morphology of the language. The rules understood by a speaker reflect specific patterns or regularities in the way words are formed from smaller units in the language they are using, and how those smaller units interact in speech. In this way, morphology is the branch of linguistics that studies patterns of word formation within and across languages and attempts to formulate rules that model the knowledge of the speakers of those languages.

Phonological and orthographic modifications between a base word and its origin may be partial to literacy skills. Studies have indicated that the presence of modification in phonology and orthography makes morphologically complex words harder to understand and that the absence of modification between a base word and its origin makes morphologically complex words easier to understand.

Morphologically complex words are easier to comprehend when they include a base word.

Languages, such as Chukchi, have words composed of many morphemes. The Chukchi word "təmeyŋəlevtəpəytərəkən", for example, meaning "I have a fierce headache", is composed of eight morphemes t-ə-meyŋ-ə-lev+t-pəyt-ə-rkən that may be glossed. The morphology of such languages allows for each consonant and vowel to be understood as morphemes, while the grammar of the language indicates the usage and understanding of each morpheme. The discipline that deals specifically with the sound changes occurring within morphemes is morph phonology.

Semantics and pragmatics.

Semantics and pragmatics are branches of linguistics concerned with meaning. These subfields have traditionally been divided by the role of linguistic and social context in the determination of meaning. Semantics in this conception is concerned with core meanings and pragmatics concerned with meaning in context. Pragmatics encompasses speech act theory, conversational implicature, talk in interaction and other approaches to language behavior in philosophy, sociology, linguistics and anthropology. Unlike semantics, which examines meaning that is conventional or "coded" in a given language, pragmatics studies how the transmission of meaning depends not only on structural and linguistic knowledge (grammar, lexicon, etc.) of the speaker and listener but also on the context of the utterance, any pre-existing knowledge about those involved, the inferred intent of the speaker, and other factors. In that respect, pragmatics explains how language users are able to overcome apparent ambiguity since meaning relies on the manner, place, time, etc. of an utterance.

## **DISCUSSIONS AND RESULTS**

Phonetics and phonology

Phonetics and phonology are branches of linguistics concerned with sounds (or the equivalent aspects of sign languages). Phonetics is largely concerned with the physical aspects of sounds such as their acoustics, production, and perception. Phonology is concerned with the linguistic abstractions and categorizations of sounds.

Languages exist on a wide continuum of conventionalization with blurry divisions between concepts such as dialects and languages. Languages can undergo internal changes which lead to the development of sub varieties such as linguistic registers, accents, and dialects. Similarly, languages can undergo changes caused by contact with speakers of other languages, and new language varieties may be born from these contact situations through the process of language genesis.

## **CONCLUSION**

Not all language contact situations result in the development of a pidgin or creole, and researchers have studied the features of contact situations that make contact varieties more likely to develop. Often these varieties arise in situations

of colonization and enslavement, where power imbalances prevent the contact groups from learning the other's language but sustained contact is nevertheless maintained. The subjugated language in the power relationship is the substrate language, while the dominant language serves as the superstreet. Often the words and lexicon of a contact variety come from the superstreet, making it the deifier, while grammatical structures come from the substrate, but this is not always the case.

**Reference:**

[1].Halliday, Michael A.K.; Jonathan Webster (2006). On Language and Linguistics. Continuum International Publishing Group. p. vii. ISBN 978-0-8264-8824-4.

[2].Martinet, André (1960). Elements of General Linguistics. Studies in General Linguistics, vol. i. Translated by Elisabeth Palmer Rubbert. London: Faber. p. 15.

Jakobson, Roman (1937). Six Lectures on Sound and Meaning. MIT Press, Cambridge, Massachusetts. ISBN 978-0-262-60010-1.

*Eshboev B.T.*  
*doctoral student of the Department of Geography*  
*Karshi State University*

## DESCRIPTION OF TOPONYMS RELATED TO THE GEOGRAPHICAL LOCATION OF KASHKADARYA REGION

*Abstract.* The article discusses the names of places associated with the geographical location of the Kashkadarya region of the Republic of Uzbekistan. The relevance of the study is to explain the address function of place names, indicating their geographical location, based on the study of place names in a particular area, based on its meaning. Using descriptive and comparative methods of scientific research, on the example of oronyms and hydronyms of Kashkadarya region, geographical analysis of place names denoting their geographical location was carried out. The study is based on toponymic dictionaries, scientific literature, reference books and more than 1,000 toponyms from a 1: 100.000 scale topographic map of the region.

*Key words:* names related to geographical location, head, top, bottom, middle.

**Introduction.** People adapt their way of life to society, in the process of assimilating nature and its components, they are given geographical names to distinguish them from each other. Of course, these names appear in a position appropriate to space and time. The given name embodies some peculiarity of the region. There are some names that refer to the location of that area relative to another area or objects. Such names are toponyms that appear depending on their geographical location.

Geographical objects with their own name in a particular place, in most cases, the location of objects on the surface relative to each other, and reflect the natural conditions of the place, in other words, some aspect of the geographical reality in the toponym. Also, names are formed because of a specific historical event or the values, rituals, customs of a nation.

**Material and methods.** Geographical comparison, historical comparison, cartographic, regional analysis, descriptive-analytical, grouping methods were used to cover the topic. The study of toponyms from a geographical point of view was carried out by well-known toponymists - V.Radlov, V.Toporov, V.Bartold, G.Konkashpaev, S.Tolstov, V.Nikonov, V.Juchkevich, Y.Pospelov, E.Murzaev, A.Superanskaya, H.Hasanov, S.Karaev, P.Gulyamov and others.

**The main results and their discussion.** Names denoting the geographical location of a place are formed using the words head, lip, base, high, low, and others, along with the sides of the horizon (north, south, east, west, northeast, etc.). Examples of such names in Uzbekistan are Arykbashi, Bulakbashi,

Koprikbashi, Bazarbashi, Jarbashi, Objuvbashi, Guzarbashi, Orabashi, Tarnavbashi, Saybashi, Daryobuyi, Havuzbuyi, Saylabi, Kollabi, Tepatagi, Chinartagi, Teraktagi, Darvozatagi.

In studying the names associated with a geographical place, we must focus on correctly interpreting the reason why they are called by a name that has come down to us. Because place names reflect the phonetic, lexical, morphological elements specific to the language of the people living in a particular area. Also, names from other languages are adapted to the pronunciation of the representatives of that language, or conversely, names from this language are mispronounced in the language of other peoples. As a result, the names lose their original phonetic form and are now difficult to understand or not understood at all. When researching names related to geographical location, special attention should be paid to these aspects as well.

The collection and study of names related to geographical location allows to shed light on the ancient traces of people's life in a particular area, methods of development and events that took place at different stages of development, as well as linguistic phenomena and laws specific to the language.

Names denoting the geographical location of the place also play an important role in the formation of toponyms of Kashkadarya region. Such names can be found in mountainous and foothill areas, as well as in desert and oasis areas within the territory of the region. Toponyms named according to their geographical location were named for relatively small (local) regions, most of which appeared in the form of oronyms, hydronyms, and oikonyms.

Due to its location in the Kashkadarya region, its toponyms, which have a microgeographic location relative to other objects, are also numerous. There are several oronyms in the region that represent its microgeographic location. Most of the oronyms of the region indicate the height of the relief, which is at the top of the mountain. Names such as Bogibaland (hill, Yakkabog d.)<sup>4</sup>, Sarimaydan (place, Kitab d.), Sarigorim (mountain, Dahkanabad d.), Sarikotal (mountain, Shahrizabz t.), Sarkhara (peak, Kamashi d.) indicate that they are located on top of a mountain or other form of relief. Toponyms of this type are mainly typical for most of the upper parts of the mountains, and these toponyms are named after the sign, as a target, higher than other toponyms of this type.

For the south-western branches of the Gissar mountain, the mountain slopes are more steep, and for the upper part of the mountain, the relatively flat relief is typical. This state of relief is sealed in orographic forms on the basis of geographical names. The small flat areas at the top of the high mountain are called Yukoritakcha (place, Kamashi d.), Qorasirt (mountain, Yakkabog, Kamashi d.), Arpaqori (place, Shahrizabz d.), Maidonak (mountain, square, Kamashi d.). For high mountainous areas, this type of relief is less common and appears as areas of local interest. Indigenous people effectively use such areas as pastures for

---

<sup>4</sup> The word "district" is then given the letter "d." in such sentences.



livestock and important crops in agriculture. The Chakatash peak in the Kitab district, which means “high, high peak”, is visible from afar as a high, convex shape of the relief. Toponyms such as Yayloqgaza (peak, Yakkabog d.), Karavultepa (present in almost all districts) also mean steepness and height in relation to the surrounding areas.

Usually in the oronyms of mountainous areas are formed names denoting the upper part of the mountain, the upper part, toponyms denoting the distance between the mountain, the valley, as well as toponyms denoting the foot of the mountain, the bottom. In each of them, the shape of the relief determines its geographical location as a primary feature.

Some geographical names know that the mountain is in the middle of the valley, in the middle of the valley. For example, the name of the Ortadara gorge in Kamashi district means that it is located in the middle of this type of gorge, that is, it is so named because other gorges of this type exist in this area, Tangisar hill in Dehkanabad district was given this name because of its location in a narrow place, in a narrow valley, between high mountains.

In mountainous areas, along with the features that indicate that the oronyms are high, some names also mention that they are at the bottom, at the foot of the mountain. The foothills in the southern part of Qoratepa Mountain in Chirakchi district named the valley Domana. Indigenous people use the term domana at the foot of the mountain [1; 86-p]. Domana is also found in many areas. The toponym Poygadasht (area, Dehkanabad d.) Is also called by the same name because it is located at the foot of the hill, steppe.

Due to the climatic features of the region, place names are formed depending on the geographical location. In particular, the name of the hill in Dehkanabad district was Terskay, which is the reason for its name, because it is located in an area opposite to the Sun, where the sun does not shine.

The 3796-meter-high Khurasan ridge and peak of the Chakchar ridge also represent its position relative to the Sun. Khorasan bears the name of the eastern, sunny, sunny place. Mount Qiyatag in Dehkanabad district, in contrast to the name Khurasan, is a small mountain, opposite to the Sun, which receives less sunlight. The name Sariqtepa (hill, height, Dehkanabad, Kamashi, Chirakchi, etc.) in the region comes not only in the sense of height, but also in the sense of place in the north. Some oronyms are named after oykonims, i.e. Batoshtoqay (steppe, Kamashi d.) Is a place near the village of Batosh, Qamaytepa is a hill near the village of the same name, Kosontog is a mountain near the city of Kasan. Toponyms of this type determine their location in relation to settlements.

For the plains of the Kashkadarya region and the desert areas, the ruins of the fortress are a convex, visible shape for the relief of this area. Undoubtedly, the ruins of ancient castles in these areas serve as the main symbol. Such ruined hills as Qizqala (Kasbi d.), Kizkurgan (Kamashi, Dehkanabad, Chirakchi d.), Gushman (Shahrisabz d.) Represent the height of the fortress on the hill.

Sometimes toponyms formed by geographical location are also named according to their location relative to water bodies. For example, if Darvozakam (height, Kamashi, Chirakchi d.) got this name because of the height next to the water distribution point, Labisoy (pasture, Shahrisabz d.) oqim, soy yaqinidagi yaylov bo'lgani uchun shunday nomlangan.

Hydronyms of Kashkadarya region are diverse in terms of their distribution, lexical-semantic structure and morphological structure. Some of the regional hydronyms have a sense of ownership rather than their geographical location. In particular, the names of water bodies determine their microgeographic location as a result of the fact that the river is above or below the mountain, the place where the river flows or separates, its isolation, flowing past a plant, sometimes flowing near habitats. This situation also affected the naming of water bodies.

There are many hydronyms in the region, which means that they are located in relation to the hilly forms of a mountain, hill, peak, mountain slope or other relief. Examples include the following. Azizbulak (Chirakchi d.) is a spring on a high hill, Boshbulak (Dehkanabad, Kamashi, Chirakchi d.) is a spring at the head of springs, Kullisay (Kitab, Chirakchi d.) is a stream that starts from a height, a peak. The term "kulla" is also used in the work of Boburnoma and is given in the sense of a "mountain kullasi" - a mountain peak. So, kulla - hill, mountain peak [2; 221-p]. The name Zevarbulak in Kitab district also indicates its geographical location. In Iranian, zivar - is the turning point of a river, a stream [3; 74-p]. The spring in such a place is Zavarbulak. The first component of the hydronyms Aksu (the left tributary of the Kashkadarya) and Akdahana (river basin, Kamashi d.), the term "ak" refers to the saturation of river water with snow, starting from the high part of the mountain. So Aksuv, Akdahana is a mountain river, a river that starts from the top of the mountain.

If Aygirkul (Dehkanabad, Kamashi, Yakkabog d.) means that the hill is near the height, it can be understood from its name that Gazakul (Dehkanabad d.) is a steep hill, a lake near the edge of the mountain. Gaza - is the top of the mountain, the tip of the mountain [4; 39-p]. The hydronyms Dashtarik (Kitab d.), Yovonarik (Kasbi d.) are known from the fact that the canal passes through the steppe and is a canal on the outskirts of the village. Yovon (yobon) -means steppe, plain [5; 58-p].

Some hydronyms determine their microgeographic position relative to other similar objects in terms of their location in the center, in the interval. While hydronyms such as Urtasay (well, Mubarak d.), Urtaulak (well, Mirishkor d.), Kindik (river basin, Dehkanabad d.), Kindiktepa (Shahrisabz d.), Urtakuduk (Mubarak d.) mean that they are located in the range of the same or other objects, other types of toponyms are named according to the location of some objects inside. For example, the toponyms Ichariq (Shahrisabz d.), Inchiariq (Kasan d.), Davbulak (Chirakchi, Yakkabog, Kitab d.), Ichkaribulak (Kamashi d.) are so named within the objects of this type, in the mountain range or as a stream flowing into the castle, fortress.

Some hydronyms also occur as a result of the addition or separation of a body of water. It is possible to understand from the study of the name of Sarvand (river basin, Kitab d.) that it is the main dam, the river starting from the upper dam, the stream, the spring along the Beshtarak (spring, Kamashi d.) dam. While the toponyms Beshkul and Sarigupchak (river valley, Dehkanabad d.) are called by the same name because they start or flow from the confluence of the river, hydronyms such as Joyatak and Qayirma (channel, Shahrisabz d.) are named because they are located on the banks of a water body

The Oftobroy river in Kitab district and the Kunkormas river in Shahrisabz district are named after the Sun, while the toponyms Tersokar (river valley, Kamashi d.), Tersak (channel, Kitab d.), Chappaarik (Chirakchi d.), Chappasuv (river valley, Shahrisabz d.) are named in the opposite direction to other similar water bodies near the stream.

The names are also formed depending on where they are located at the bottom, at the foot, at the end of the mountain peak, the features starting from the height pass to the hydronyms. Such names in the region as Ohirgisay (Kamashi d.), Ohirgikishlaksay (Yakkabag d.), Kultakkuyi (well, Mirishkor d.) are such names. Also, some hydronyms express their individuality, solitude, solitude, based on their name. For example, names such as Bulakarik (Kasan d.), Yakkayolgon (well, Mirishkor d.), Yetimarik (Chirikchi d.), Gadoytopmas (well, Mubarak d.) form a separate group according to their geographical location.

Typically, most water bodies flow past settlements, but not all of them are built on the basis of the names of these settlements. The hydronyms in the region, such as Bakhrinshoh, Bakhrinarik (stream, Kamashi d.), Darkhankul (Yakkabag d.), Haramjuy (neighborhood, Karshi city), Kelinkuyisi (well, Mubarak d.), belong to this type.

Plants grow where rivers, lakes, springs and other bodies of water are present. Sometimes these plants are also the basis for naming water bodies and indicate their geographical location relative to that plant. We can understand from the name that Chashmairon (spring, Dahkanabad, Chirakchi d.), Ulonbulak (Dahkanabad, d.) is a meadow, a spring in the pasture.

Many names of large irrigation facilities in Kashkada (northern) collector (Kasan, Mubarak, Mirishkor d.), Shimoliy (northern) network (collector, Mirishkor d.), Janubiy (southern) collector (Nishan, Mirishkor, Kasbi d.), Ungsohil (right-bank) and Chapsohil (left-bank) channel (Guzar and Yakkabag d.), Chap Magistral (left main) (channel, Kason d.) and the names of large hydraulic structures also differ from each other according to their geographical location. The geographical location of the water body is also reflected in the names of large rivers such as West Aksu, East Aksu, Chapsohil (left-bank) Aksu.

**Conclusions.** Some of the toponyms of Kashkadarya region are toponyms related to geographical location. The study of this type of toponyms allows to determine the microgeographic location of the object, as well as to observe the phenomenon of general naming of such places.

Based on the results of the research, the following main conclusions can be made:

- the study of names related to geographical location allows to determine the general geographical features of the area;
- names related to the geographical location of a place often mean its microgeographic location;
- most of the oronyms and hydronyms, depending on the existing geographical location in the region, are named in relation to such objects and in relation to a particular landform.

#### **References:**

- [1]. Nafasov T. Kashkadarya Uzbek folk words. –Tashkent, Muharrir, 2011. - 468 p.
- [2]. Ishakov F. A concise glossary for “Baburnama”. –Andijan, 2008. - 236 p.
- [3]. Nafasov T., Nafasova V. Annotated dictionary of toponyms of the Uzbek language. –Tashkent, Yangi asr avlodi, 2007. - 82 p.
- [4]. Dusimov Z., Egamov X. A concise glossary of place names. –Tashkent, Ukituvchi, 1977. - 174 p.
- [5]. Karaev S. Do you know the meaning of geographical names? –Tashkent, Uzbekistan, 1970. - 191 p.

*Fatkhullayeva (Baygitova) M.G.  
Faculty of Pedagogy  
Chirchik State Pedagogical Institute  
teacher of "Music Education and Defectology"*

## MUSIC EDUCATION IN GERMANY

*Annotation: This article discusses music education in Germany.*

*Key words: music, conservatory, education, music education, method, technique*

Music education in Germany is as diverse as music itself. Future musicians are trained both at universities and conservatories. What should applicants know about?

Having decided on the specialized tool that must be mastered before admission, it is important to choose the appropriate type of university. Music in Germany is taught both at universities and in similar to Russian conservatories Musikhochschulen, "higher schools of music". Only the specifics of education are different: universities traditionally train future music teachers, while Musikhochschulen teaches more practical specialties as a performer, singer or conductor.

Pedagogical education can also be obtained at the conservatory, where the emphasis is on music, that is, creativity, while scientific and pedagogical approaches prevail at universities. However, in recent years, in both types of universities, the tendency is to balance these three aspects.

Students of pedagogical music faculties are characterized by a broad outlook and variety of interests, while instrumental students have a desire to thoroughly and deeply study the instrument and the art of using it.

The mere desire to study is not yet a happy ticket to the university. For admission to both the university and the conservatory, those wishing to devote themselves to music will have to first of all prove that they have the most important thing - talent. You will have to hand over the game on the main and additional instruments, as well as solfeggio, harmony and German.

The number of entrance exams is impressive, but it's actually not that difficult. First, the exams are spread over several days and correspond to the level of knowledge of a graduate of a music school in Russia. Secondly, the applicant chooses works for performance on the main and additional instruments independently and in advance. So with responsible preparation, there are chances for admission.

As for the language exam, for admission to the conservatory (Musikhochschule), foreign students need only have knowledge of the German language - at the level of the third stage of the DaF test (TestDaF Stufe3).

Moreover, in some universities of this type, a musically gifted foreign applicant who has passed the specialty and harmony with excellent marks, but failed in German, may be allowed to retake it later.

Universities with German examinations are stricter. After all, graduates-teachers should be fluent in the language in which they will teach in the future. Therefore, foreign applicants entering the music faculties of German universities, along with specialized disciplines, also pass the DSH language exam.

The process of teaching future musicians is also structured differently in Germany. Conservative students who are focused on creativity and honing their playing skills will face one-on-one work with a professor, small group sessions and intense, sometimes grueling stage activities. In a word, everything that, at first glance, cannot be boasted by university students, classes in which, abundantly flavored with theory, are usually held in huge lecture halls.

Didactics, psychology and pedagogy, especially if studying them in a foreign language, are not always easy for foreign students. However, for all the monumental and academic nature of universities, there are many disciplines, such as composition, writing musicals or working with a choir, that require creative and innovative thinking.

As for the prospects after receiving a diploma, here you will have to rely only on yourself. By the way, according to statistics, Germany's need for teachers is growing from year to year. Graduates advise, already during their studies, to conduct an active concert activity and, if desired, try to get a job in a theater or opera orchestra.

#### **Literature:**

1. *Бокщанина Е.* Методика преподавания музыкальной литературы в училище. — М.: Музгиз, 1961. — 72 с.
2. *Гейлиг М.* Очерки по методике преподавания музыкальной литературы в училище. — М.: Музыка, 1966. — 58 с.
3. *Голубева Л.* О новой концепции курса музыкальной литературы ДМШ // Музыкальное просвещение. — 2007. — № 1. — С. 39–43.
4. *Лагутин А.* Музыкальная литература как предмет школьного преподавания // Вопросы методики начального музыкального образования. — М.: Музыка, 1981.
5. *Никифорова В.* О преемственности в преподавании музыкально-исторических дисциплин при обучении музыковеда // Вопросы преподавания музыкально-исторических дисциплин: Сб. тр. — М.: Гос. Муз. Пед. Ин-т им. Гнесиных, 1985. — С. 34-51.
6. *Орлова Е.* Методические записки о музыкально-историческом образовании в консерваториях. — М.: Музыка, 1983. — 43 с.
7. *Царева Е.* Музыка прежде всего // Как преподавать музыкальную литературу [сборник статей]. — М.: Классика-XXI, 2007. — 172 с. — ISBN 978-5-89817-1 84-1.



*Gayibnazarov O.Kh.  
associate professor  
lieutenant colonel  
Kurbanov J.Sh.  
teacher of the department  
Academy of the Armed Forces  
Republic of Uzbekistan*

## **INNOVATIVE TECHNOLOGIES IN TEACHING SPECIAL MILITARY DISCIPLINES**

*Abstract: This article discusses innovative technologies in teaching military special disciplines*

*Keywords: military special disciplines, informatization, classroom or distance lecture, modern educational process*

The effectiveness of the implementation of the goals and objectives of teaching military special disciplines largely determines the use of innovative, primarily information technologies.

Informatization covered all components of the educational process at the university, all types of classes and forms of knowledge control. A modern lecture - classroom or distance - is a dynamic dialogue between a teacher and students, the main tool of which is a high-quality presentation, if necessary, it can be interactive.

The experience of conducting such lectures shows that they allow you to optimally activate the perception of the material, and provide an opportunity for clarity even when studying topics that consider spatial and temporal scales, excluding visual modeling by previous means. Information technology is becoming an integral part of practical training. In many cases, virtual hands-on activities are appropriate and effective. The setting of such practical works, the introduction of information technology into a workshop on special military disciplines can be carried out with the involvement of cadets by including these tasks in the subject of term papers and theses.

The most important component of the modern educational process at the university is the independent work of cadets. It is the main way of developing self-education skills, forming a high creative potential of future military specialists. A promising form of independent work of cadets is the development of educational questions by students in the form of projects, including: posing a problem, planning a project, studying the state of the issue, formulating results and conclusions, developing a presentation, defending a project. The presentation usually involves the use of information technology. The projects and presentations developed by the cadets are "defended" in the classroom. New

perspectives in the organization of independent work of cadets and students are opened by the creation and use of a kind of portal of electronic educational resources, which facilitates access to educational materials, allows students to flexibly, in forms and volumes appropriate to the individual situation, master these materials, diversifies and optimizes the forms of work, makes the process learning and assessment of knowledge is controlled and "transparent", and in general significantly affects the quality of the educational process.

The teacher's role is decisive, but the cadet's learning process is individualized. The teacher places on the portal an educational and methodological complex, lecture materials, including presentations, various tasks, instructions and comments on their implementation. The prospects for the use of information technologies are intensively expanding and significantly changing the educational environment, raising natural science training to a new level. At the same time, they put forward new requirements for the formation of a quality assurance system for the educational process.

#### **Literature:**

1. Urakova Oysuluv Jamoliddinovna. The praise of nature and the universe in Novalis romance // EPRA International Journal of Research and Development (IJRD) Volume: 5 | Issue: 7 | July 2020.C.274-275 .
2. Urakova. O. J. The search for national and universal in art in the context of romanticism. Theoretical & Applied Science. 07 (87) 2020 .C 29-32.
3. Военная литература (HTML) (недоступная ссылка). Обзор. Информационный портал «Своё». Дата обращения 22 августа 2011. Архивировано 25 августа 2012 года.
4. Давыдов В. А. Милитера (HTML). Дневник Вадима Давыдова (1 ноября 2006). Дата обращения 22 августа 2011. Архивировано 25 августа 2012 года.
5. Каталог электронных библиотек - История (недоступная ссылка). Федеральный центр образовательных инноваций и технологий (ФЦОИТ). Дата обращения 24 августа 2011. Архивировано 25 августа 2012 года.
6. Максим Капинус. Военные сайты. ITC.UA (12 августа 2004). Дата обращения 24 августа 2011. Архивировано 25 августа 2012 года.
7. Яндекс.Помощь. yandex.ru. Дата обращения 27 декабря 2019.

*Habibullaeva M.N.*  
*Senior Lecturer*  
*Department of Geography*  
*Andijan State University*  
*Uzbekistan, Andijan*  
*Odilov N.K.*  
*Lecturer*  
*Department of Geography*  
*Andijan State University*  
*Uzbekistan, Andijan*

**USE OF LOCAL LORE ATLASES IN TEACHING THE SUBJECT  
"ECONOMIC AND SOCIAL GEOGRAPHY OF UZBEKISTAN"  
(ON THE EXAMPLE OF ANDIJAN REGION)**

*Abstract: This article is devoted to economic and social geographic sciences study of local lore atlas materials Andijan region geographic peculiarity demonstrate in the way of Uzbekistan*

*Keywords: Study of local lore atlas, geog zone, Fergana sediment, Narin Karadarya geol basin, Kirtash mountain.*

**Introduction.** Atlases of local lore play a vital position in revealing the geography of the region. The student gets acquainted with the area where he lives through local history atlases and gain a lot of fascinating information about the nature, population, economy of his country. Consequently, the kindness towards his country will upward more in students' heart. Dexterities such as respecting and honoring the benedictions of the motherland, saving the natural resources like the apple of an eye, and using them wisely will materialize.

When learning the Andijan region from the point of view of the region, special attention is paid to its geographical location. The main reason is that the natural geographical emplacement impacts on the formation and development of the nature of the region. As a result, a unique landscape will occur. There is an opportunity to get scientific erudition about the diversity of landscapes, flora and fauna, their differences from each other, the laws of location and distribution.

**Body part.** Andijan region is considered the "eastern gate" of the republic, as it is located in the east of the country. Andijan is located in the eastern part of the Fergana Valley, in the Naryn-Karadarya basin. Andijan region is bordered on the south by the relatively high Alay, on the northeast by the Fergana and Otoyak mountain ranges. It is surrounded by Madaniyat, Teshiktash, Southern Olamushuk, Bogishamol, Asaka, Polvontash hills and low mountains such as Khantag, Kirtash, Chilustun, Chilmayram in the north-east, east and south-east.

The western part is connected with the Central Fergana Desert. All this data represents that the relief of Andijan region has a complex structure. Such a complex structure of relief is reflected in the formation of the nature of the region.

During the exploration of the atlas of local lore, the student firstly begins by getting acquainted with the political-administrative map. He studies the geographical location, borders and adjacent lands of the region in which he lives. It will be possible to compare with other points of our country. As a result, they will learn what features Andijan region has, its benefits over other regions.

Area expresses the term when the region is Kurgantepa (0.47 thousand km<sup>2</sup>), Ulugnor (0.42 thousand km<sup>2</sup>), Jalal-Abad (0.37 thousand km<sup>2</sup>), Andijan (0.37 thousand km<sup>2</sup>). kv) districts can be available to find out that they are the districts with the largest territory of the region and their location. On the contrary, Buloqboshi (0.18 thousand km<sup>2</sup>) and Boston (former Boz district, area 0.20 thousand km<sup>2</sup>) are the smallest districts. From the political-administrative map it can be summarized that the region itself is very small compared to the area of the districts, given that it is only about 1% of the country's land area. However, such a conclusion does not present the real picture. Thus, the need and demand for land and water resources in the region is very high. The dilemma of conservation and rational use of land and water resources has long been given great attention.

The atlas of local lore precisely represents the impacts of all natural geographical factors influencing the formation of the nature of the region. First of all, its relief is expressed with great precision, showing the change of the earth's surface from west to east, from north to south, which, as mentioned above, represents the peculiar formation of the nature of the region.

In the approach of the relief map of the atlas of local lore, it can be observed that the surface of the region rises from the west to the east. Ulugnor district, located in the west of the region, is part of the Central Fergana Desert, located at an altitude of 350-400 meters above sea level. In that part sand dunes, barkhans, takirs, salt marshes can be come across.

Andijan region rises from west to east. The highest point of the region is Mount Kirtash (1545 meters). In the east, Khantag in Khanabad is also relatively high, with the highest parts reaching 1,350 meters. It can be seen that the relative height between them is 1000 meters.

The natural map also shows the area of natural resources available in the region, from which the reader can find out what natural resources are available in the country. The rational usage of them points special attention to the discussion of their protection.

The atlas contains geological, geomorphological, magnetic field anomalies, seismic zoning maps, and through the study of these maps it answers the question of in what geological eras, in what geological periods the territory of our region was formed and appeared in thousands of years. Our region is mainly formed and developed during the fourth millennium of the Cenozoic era, during the first millennium.

In the eastern and southern parts of the region there are also areas that appeared during the Cretaceous, Coal and Devonian periods.

While analyzing the geomorphological map, we gain data about the morphological structure of the land in the region. Orogenic zones can be observed in the region, consisting of flat, or weakly wavy, alluvial and proluvial deposits, or accumulative surfaces, or transzonal surfaces of river valleys.

If we explore the map to find the answer to the question of what voltage magnetic field anomalies can be observed in the region, it becomes clear that the strength of the magnetic anomaly in the southeastern regions of the region will be precise. If 50 Pti in the north is equal to the wave vector power of the geomagnetic field, it can be seen that this point is 200 Pti in the southeast.

According to all above, we will be able to analyze the seismic status of the region. The central parts of the region fall into the 9-point seismic zone, while the western and eastern parts fall into the 8-point zone.

As a result of the study, the following conclusions can be drawn: **firstly**, the student learns the natural and geographical features of the Andijan region as a result of the investigation of the materials of the local lore atlas and advance the ability to protect it; **secondly**, it studies the relief, the morphology of the region is perfectly learned when approached from a regional point of view, which leads to a precise understanding of the factors in the formation of the existing climate; **thirdly**, through regional study, learners will possess deeper knowledge, creating the basis for the rational use of natural resources; **Fourth**, when local lore atlases are used, the landscape, urochishe geosystems, and facies of each subregion are also more deeply studied.

#### References:

1. Yusupov M. Andijon viloyati. Farg'ona, 2005. – B. 47-54.
2. Mamajonov M. Andijon geografiyasi. Toshkent "Akademnashr", 2018. – B. 25-63.
3. Andijon viloyati o'quv o'lkashunoslik atlas. Toshkent. 2015. – B. 3-7-9-10.
4. Abdullayev O. Farg'ona vodiysi. Namangan, 2000. – B. 12-34.
5. O'zbekiston Respublikasi yanada rivojlantirish bo'yicha Harakatlar strategiyasi to'g'risida. O'zbekiston Respublikasi qonun hujjatlari to'plami. 2017, 6-son, 70-modda.
6. Qodirov R. farg'ona mintaqasi aholisi va mehnat resurslari. Toshkent: Navro'z. 2016. – B. 24-36.
7. Baratov P. O'zbekiston tabiiy geografiyasi. Toshkent, O'qituvchi, 1996. – B. 26-27.
8. Baratov P. Yer bilimi va o'lkashunoslik. Toshkent: O'qituvchi, 1980.
9. Saidkarimova Z.S. Maktab o'lkashunosligi (ma'ruzalar matni). Toshkent: 1999.
10. Safiullin X.Z. Geograficheskoe kraevedanie v obheobrazovatelnoy shkole. Moskva: 1979.

## **THE IMPORTANCE OF MUSICAL AESTHETICS IN THE FORMATION OF MUSICAL CULTURE**

*Resume: This article discusses the importance of musical aesthetics in the formation of culture.*

*Key words: music, aesthetics, education, music education, method, culture*

Musical esthetics is an art history concept introduced into scientific circulation by the German publicist, poet and musician Christian Friedrich Schubart, who first used this term in his work *Ideas for the Aesthetics of Musical Art* (1784).

Musical aesthetics is an interdisciplinary scientific discipline that studies various aesthetic aspects of music precisely as a very specific form of art, which implies a very specialized analysis of the dialectical correlation of the general laws of sensory-figurative perception of reality with certain specific features and patterns of musical language as an operator of sound-meanings "

At present, "musical aesthetics" is understood as a scientific discipline, which in its general research orientation is close to the subject attributes of the philosophy of music, but differs from the latter in its methodological specifics: if the philosophy of music is one of the sections of aesthetics and is mainly concerned with solving the problems of ontological, epistemological and axiological character, then musical aesthetics is to a much greater extent designed to solve purely musicological problems, and therefore it must freely

And already because of its methodological orientation, musical aesthetics, as a specialized scientific discipline, should be attributed precisely to the field of musicology. [2]

Of course, this line of reasoning remains relevant also when comparing musical aesthetics with two other closely related interdisciplinary disciplines - the sociology of music and musical psychology.

History of origin and development [edit | edit code]

The problem of musical aesthetics as such was considered at all stages of the development of musical art, and the deep roots of musical aesthetics go back to early antiquity, where the aesthetic and value criteria of music proposed by Pythagoras, Plato and Aristotle were associated with the normative structures of intervals, modes, rhythms, etc. as a reflection of cosmic harmony and the most important ethos (ethical) qualities of a person.

Musical aesthetics found fertile ground for its development in the ideological doctrine and the aesthetic concept of the Neo-Pythagoreans based on



it, as well as the Neo-Platonists, whose ideological views were shared, among other things, by one of the largest theorists of music Boethius, whose aesthetic views laid the foundation for the medieval doctrine of three interconnected music "based on the idea of contiguity between religious symbols, states of mind and various musical elements ..

The predominance of rich numerical symbolism and various allegorical interpretations of the elements of music characteristic of the ancient period in views on musical aesthetics persists in the Middle Ages. So, for example, in the Benedictine monk Aribo Scholastic, we find a direct allegorical interpretation of the muses in terms of musical theory: one muse means the human voice, two muses - the duality of the authentic and plagal modes, or the dual division of music into heavenly and human, three muses mean three kinds sounds, four muses - four paths or four basic consonances, etc.

A great contribution to the development of musical aesthetics was made by other scholars from the monastic environment: Aurelian of Reome, Remigius of Oserky, Regino Prynmsky, Notker Zaika, Hukbald of St. from Hirschau, Magister Lambert [3], Adam Fuldsky, Martin Herbert, Dom Bedos de Sell, Dom Jumilan, Schubiger, Don Gerange, Don Potier, Don Mocchero and others.

Within the framework of the cosmo-aesthetic tradition, the Franco-Flemish music theorist of the late 13th - first half of the 14th centuries Jacob Liège, the author of the *Mirror of Music* (*Speculum musicae*, about 1330), the largest treatise in the Middle Ages, thought music. Developing the doctrine of intervals, the system of church modes and hexachords, the forms of polyphonic music, rhythm and notation, Jacob Liege endows a musical work with the status of a level in the Hierarchy of Being and a representative of the Cosmic Law. [4]

In the Renaissance, the problems of the subject embodiment of various aesthetic ideas in musical works of a particular genre (*Ars nova*) began to be successfully solved. In this regard, the works on the theory of music by John Tinktoris and Nikolaus Listenius are of particular value.

Of considerable interest, from the point of view of the development of musical aesthetics, is the Theory of Affects, which emerged in the Baroque Era, the main developers of which were Johannes Quantz, Maren Mersenne, Athanasius Kircher, Johann Walter, Claudio Monteverdi, Johann Matteson, Giovanni Bononcini and Christian Spies. According to the Theory of Affects, the goal of composer's creativity is to excite affects, for whose groups certain musical styles were assigned, etc.

According to the Theory of Affects, the goal of composer's creativity is to excite affects, for the groups of which certain musical styles and other means of composer writing were assigned. According to Afanasy Kircher [5], the transmission of affects was not limited to any purely artisan techniques, but was a kind of magical action to control the "sympathy" "arising between a person and music." In this regard, it should be noted that many composers of that era were specially trained in magic, including the largest of them, Claudio Monteverdi.

Special mention should be made of the 17th century French music theorist Maren Mersenne, whose treatise "Harmonie universelle" is an example of the universal science of the 17th century, organically synthesizing the concepts of musical aesthetics with the fundamental discoveries of experimental natural science. [6]

In the Age of Enlightenment, as music was freed from purely applied functions, the understanding of musical activity as a kind of "sound imitation of reality" (mimesis) [7] was replaced by the recognition of the universality and generalization of the semantic content of musical works. Beginning from the 18th century, music is increasingly freed from conformity to those rhetorical and kinesthetic formulas that were caused by its long-term "neighborhood" with word and movement.

Thus, the musical language gained complete independence and independence, although even in this "purely musical" language, the historically passed stages of the development of music were imprinted in the form of specific life associations and emotions associated with various types of musical movement, the intonational character of thematism, visual effects, phonism intervals, etc.

Subsequently, the aesthetic concept of the expressive-emotional essence of music (which distinguishes musical art from fine art) was enriched with increasing recognition of the significance and intrinsic value in musical creativity of individualized author's ingenuity and artistic fantasy.

The Austrian music critic of the 19th century, professor of theory, history and aesthetics of music at the University of Vienna, author of the treatise "On Musically Beautiful", E. Hanslik, proceeding from the idealistic philosophy of Immanuel Kant, considered music a special form of spiritual activity, and on the basis of this ideological premise he opposed music to all other arts. Trying to combine "aesthetics of feeling" and "aesthetics of number" Hanslick set out to create "aesthetics of the sense of number". [8]

Well, in the 20th century, the criteria of the novelty of the composer's technique are brought to the fore in the musical culture of the West: to the already existing "philosophical" and "musicological" trends in musical aesthetics, the "composer" is added. This latter is in many ways close to musical criticism, which is beginning to be viewed by some musicologists as a symptom of the crisis of musical-aesthetic consciousness.

#### **Literature:**

1. *Асафьев Б.*, Избранные статьи о музыкальном просвещении и образовании, Л., 1965.
2. *Рыжский И.*, Советское теоретическое музыкознание (в кн.: Вопросы теории и эстетики музыки, вып. 6—7. Л., 1968).
3. Чередниченко Т. В., Тенденции современной западной музыкальной эстетики. М. 1989.

4. В трактате *А. Кирхера*, «*Musurgia universalis*» (О Звуке и Музыке) в том числе описывается теория аффектов.

*Irgasheva D.G.*  
*assistant department*  
*of propeification of internal diseases*  
*Yunusova Z.V.*  
*head teacher*  
*department of propeification of internal diseases*  
*Andijan State Medical Institute*  
*Uzbekistan, Andijan*

## THE VOLATILE METABOLITS OF BIOGENICAL AMINS OF EXHALED AIR OF MYOCARDIUM INFARCTION

*Summary. The volatile metabolits of biogenical amins of exhaled air were studied for the first time, the functional activity of sympatic-adrenal system on the excretion of combined and free fractions of catecholamins and DOFA in daily urine was studied simultaneously. It is shown the results of the investigation on the new methods of noninvasing diagnosing of Ischemic Heart disease in this paper. This method is based on analyzes of expiring air. The results of investigation showed the possibility of the surface ionizing detector in diagnosis of Ischemic Heart disease. It was revealed the statisticly importance of difference in containing the amines in expiring air of patients ill with Ischemic Heart disease and healthy people. The advantage of this method concludes whole harmless, expressive ness and canceling the operative intervention and possibilities of mass testing, and cheap price of observation. The difference in eliminating the amines with expiring air can be stable marker for early diagnosing of the preinfarctive state.*

**Introduction.** The great damage caused to human health by cardiovascular diseases (CVD) poses serious problems for both clinicians and public health workers [1]. As a result of epidemiological and clinical observations conducted in our country and abroad, it has been shown that among CVD in recent years, coronary heart disease (CHD) is one of the main causes of early disability, disability and mortality [2].

As is known, in most cases, CVD develops covertly, their clinical signs appear at a late stage. Often patients are unaware of the presence of the disease and die suddenly; very rarely, a Clinician has the opportunity to examine the patient before his cardiovascular system is seriously affected [1, 3]. It follows that only therapeutic measures can not solve the problem of death from CVD [4].

The development of coronary insufficiency is facilitated by nervous and (or) physical stress, which causes an increase in the activity of the sympathetic-adrenal system (SAS). Due to the increased production of catecholamines (CA)

by the adrenal glands and postganglionic endings of sympathetic nerves, an excess of these biologically active substances accumulates in the myocardium [5, 6, 7]. there is

a need to make significant changes to research methods, despite the fact that they are based on clinical methods [5, 8, 9].

As you know, there is a constant gas exchange between the body and the environment, the supply of oxygen and the removal of carbon dioxide and many organic compounds. Carbon dioxide is easy to detect, since its content in the exhaled air (BB) reaches 5%. Unfortunately, other volatile components of EXPLOSIVES have much lower concentrations – about 10<sup>-6</sup> or even lower [12, 13].

Breath analysis has become a promising branch of medical technology in recent years [6, 14].

In modern medicine, the analysis of EXPLOSIVES is also used in the diagnosis of diseases of the stomach, liver, and intestines.

In available literature we found a single work devoted to the analysis of EXPLOSIVES [7, 10] and the total lack of work on the study of volatile metabolites of biogenic amines in BB CHD patients, as well as parallel and simultaneous study and qualitative evaluation of the functional state of the SAS.

**Objective:** to study the content of volatile metabolites of biogenic amines in EXPLOSIVES in patients with MI and the relationship of their violation with the functional activity of the SAS and to develop a new gas-analytical method for diagnosis of this pathology.

**Materials and methods of research.** Under our observation there were 45 male patients aged from 31 to 68 years suffering from coronary heart disease. The duration of the disease is from 3 to 20 years. The patients were hospitalized in the cardiology Department of the Andijan branch of the center for emergency care. 45 patients were randomly assigned to 2 groups based on the diagnosis. 25 patients were diagnosed with IHD QMI (aged 31 to 68 years); 20 men were diagnosed with IHD NQMI (35 to 60 years). The diagnosis in all examined patients is based on data from clinical observation, laboratory analysis, and functional diagnostics. For many years – from 3 to 20, patients received inpatient and outpatient treatment for CHD. Our patients with acute myocardial infarction received traditional treatment.

The control group consisted of 20 patients aged 30 to 55 years. IV samples for analysis in patients with myocardial infarction were taken on the first day of admission to the hospital, on the 7th-8th day, and on the 12th-14th day of the disease. When selecting patients for the analysis of BB, respiratory pathology was excluded.

Determination of epinephrine, norepinephrine, dopamine, and DOPA in daily urine was performed by the trioxindole fluorimetric method modified by E. sh. Matlina, Z. M. Kiseleva, and I. E. Sofieva [8, 9].

The results of clinical studies were processed using the application programs for statistical processing of Excel, as well as by the method of variation statistics according to Fischer using t-criteria of student tables. Differences between the arithmetic mean values were considered statistically significant at  $p < 0.05$ . To determine the strength of the relationship between the indicators, we used correlation analysis using Excel statistical processing programs.

**The results of the research.** When examining QMI patients in the first days of admission to the hospital, there was an increased content of volatile amines in the BB. And if patients with NQMI on day 1 increased the level of biogenic amine metabolites by 412.1%, then patients with QMI increased by 11.8 times compared to healthy ones. On day 7-8, the content of amines in BB in QMI patients decreased to  $582 \pm 27.29 \cdot 10^{-9}$  g/l, which is 7.8 times higher than in healthy patients. On days 12-14, there was a significant decrease in the content of amines in IV in QMI patients to  $301 \pm 17.91 \cdot 10^{-9}$  g/l, which is 4 times higher than the control group.

NQMI patients were examined at admission, then on 7-8 days of stay and on 12-14 days. On the first day, there was a significant increase to  $379 \pm 41 \cdot 10^{-9}$  g/l of volatile metabolites of biogenic amines in the BB, which is 5.1 times higher than the control indicator ( $P < 0.001$ ). On day 7-8 of the disease, there was a slight decrease in biogenic amine metabolites to  $301 \pm 49 \cdot 10^{-9}$  g/l, which is 4 times higher than in the healthy group ( $P < 0.001$ ). And on 12-14 days, the level of diethylamine descends to  $207 \pm 47 \cdot 10^{-9}$  g/l, which is 2.7 times higher than the control level ( $P < 0.001$ ).

A study of QMI patients (25 people) on the first day of admission to the hospital revealed a significant increase in daily urinary excretion of catecholamines (CA) and DOPA (table 2).

There was a statistically significant increase in the excretion of free epinephrine (A) in comparison with healthy people by 1.7 times ( $P < 0.001$ ). Compared with the control, the excretion of conjugated A was 3.1 times higher ( $P < 0.001$ ). Accordingly, the coefficient of increase in the content of total A in daily urine in relation to the control value was 2.6 ( $P < 0.001$ ) ( $P < 0.001$ ). The excretion of all norepinephrine (NA) fractions was also statistically significantly higher than the control level. There was an increase in free NA in comparison with the control almost 2 times ( $P < 0.001$ ). The increase in conjugated NA in daily urine exceeded the control level by 2.4 times ( $P < 0.001$ ). Accordingly, the indicator of increased excretion of total NA was 2.2 in relation to the control ( $P < 0.001$ ). The excretion of free, conjugated and total dopamine (DA) in patients remained relatively lower than in healthy patients and was statistically unreliable. The excretion of free, conjugated, and total dopamine in healthy subjects was 141.4 7.6 mcg/day, 141.4 7.6 mcg/day, and 282.8 10 mcg/day, respectively (see table 3.9). The level of excretion of DOPA in patients with QMI on the 1-2 day of the disease was significantly lower ( $P < 0.001$ ) the rate of healthy and 23.9 to



1.9 mg/day, and healthy excretion of DOPA amounted to 47.9 per 2 mg/day (table. 2).

The correlation coefficient between the total and volatile amines And at QMI made -0,13 that says the opposite of weak ties. When determining the correlation between diethylamine and total NA, a direct relationship was found (coefficient =+0.03), with DA – feedback (-0.44), and with DOPA – also feedback (coefficient = -0.05).

In the study of patients with NQMI, we noted a statistically significant increase in the excretion of A, NA, DA and DOPA in the daily urine.

Daily excretion of free A in patients with NQMI compared with healthy individuals increased by 22.6% (P<0.05), conjugated by 84.1% (P<0.001) and total by 52.3% (P<0.001). Daily urine excretion IN NQMI patients is statistically significantly higher than the control level. The excretion of free NA increased by 55.1% (P<0.01), conjugated by 68.5% (P<0.01) and total by 62.2% (P<0.001). The decrease in daily excretion of all DA fractions compared to healthy ones, free by 17.9% (P<0.05), conjugated by 3.3% was statistically unreliable. The level of DOPA excretion was statistically significantly reduced by 2.2 times (P<0.01).

Thus, the values obtained by us indicate a statistically significant increase in the excretion of KA, in particular NA and A, and a decrease in DOPA in the daily urine of NQMI patients.

**Discussion of results.** In the course of our work, we obtained interesting and important data that open up certain prospects for further research. Gas-analytical methods were used to detect volatile metabolites of biogenic amines in EXPLOSIVES and simultaneously study the daily excretion of KA in the urine of patients with MI and clinically healthy people. The results of our research led to the development of a new survey method. Our proposed method is based on the use of modern methods of physical electronics and gas analysis.

The analysis of EXPLOSIVES also provides an interesting clue to the biochemical basis of many diseases, the causes of which are still unknown. The value of information that can be obtained in the analysis of EXPLOSIVES is due to the fact that the contents of the alveoli of the lungs are separated from the blood in the capillaries only by a thin barrier – the alveolocapillary membrane. Volatile organic compounds can diffuse through the alveolocapillary membrane from one compartment to another, in the direction of lower vapor pressure – from the air to the blood, or Vice versa (M. Phillips).

The results obtained by us, taking into account the data from literature sources, indicate the need to monitor the state of SAS in patients with MI. This is not only theoretical, but also of great practical importance for the diagnosis, prediction, as well as determining the tactics of rational treatment of MI and prevention of complications.

#### **CONCLUSIONS:**

1. An additional method for the diagnosis of coronary heart disease is developed by the amine gas analyzer. Due to its high sensitivity, the amine gas

analyzer can solve the problem of diagnosing myocardial infarction. The obtained data on the volatile metabolites of biogenic amines in the exhaled air can be used as additional diagnostic criteria.

2. A significant increase in the yield of volatile metabolites of biogenic amines with exhaled air was found in patients with myocardial infarction, especially in Q-wave myocardial infarction, which is of great interest in identifying the mechanism of development of myocardial infarction.

3. A comprehensive study of the sympathetic-adrenal system and the metabolism of biogenic amines in patients with coronary heart disease showed that acute myocardial infarction has a pronounced violation of catecholamine biosynthesis, which is manifested by an increase in urinary excretion of free and conjugated forms of epinephrine and norepinephrine.

4. A comparative analysis of the content of volatile metabolites of biogenic amines in the exhaled air with daily excretion of catecholamines in the urine revealed that in acute myocardial infarction, there is a significant increase in the output of volatile amines through the exhaled air and increased urinary excretion of catecholamines

#### References:

1. Мамадиев ММ, Хужамбердиев МА, Аскарлов БА, Аманов К. Моделирование живых систем: к медицинской диагностике на основе физических методов анализа летучих метаболитов биогенных аминов. *ФДУ Илмий журнал хабарлар*. 2019;3-4:187-189.
2. Клименко ВА, Криворотько ДН. Анализ выдыхаемого воздуха как маркер биохимических процессов в организме. *Теоретична медицина*. 2011;1(28): 138-143.
3. Кистенев ЮВ, Чуйкова КИ, Гомбоева СС, Карапузиков АА. Изучение взаимосвязи спектров поглощения газовой выделений пациентов с острыми вирусными гепатитами, полученных методами лазерной оптико-акустической спектроскопии, с биохимическими показателями крови. *Мед. физика*. 2017; 4:32—37.
4. Чем пахнут болезни. Feldsher. Информационный сайт скорой помощи; <http://www.feldsher.ru/news-view-1258.html>.
5. Быкова АА, Малиновская ЛК, Чомахидзе ПШ, Трушина ОВ и др. Анализ выдыхаемого воздуха в диагностике сердечно-сосудистых заболеваний. *Кардиология* 2019; 59(7):61-67.
6. Лавуазье Антуан Лоран. Раздел наука и техника: Химия/ Кругосвет. Энциклопедия online; [http://www.krugosvet.ru/enc/nauka\\_i\\_tehnika/himiya/LAVUAZE\\_ANTUAN\\_LORAN.html](http://www.krugosvet.ru/enc/nauka_i_tehnika/himiya/LAVUAZE_ANTUAN_LORAN.html).
7. Коржов ВИ, Видмаченко АВ, Коржов МВ. Монооксид углерода // *Журн. АМН України*. 2010;Т16,1: 23—37.
8. Филлипс М. Анализ выдыхаемого воздуха в медицине. *В мире науки*. 1992; 9-10: 42-48.

9. Хужамбердиев МА, Аскарлов БА. Методика анализа выдыхаемого воздуха как возможный критерий в диагностике сердечно-сосудистых заболеваний. *Журнал теоретической и клинической медицины*. 2018; 1:114-117.
10. Хужамбердиев МА, Сайдуллаев ТС, Мамадиев ММ. Нарушения дезаминирования азотистых соединений в сердечной мышце при экспериментальном атеросклерозе. *Бюллетень экспериментальной биологии и медицины*. 2017;12:78-80.
11. Агеев БГ, Кистенёв ЮВ, Некрасов ЕВ и др. Оценка проб выдыхаемого воздуха методом лазерной оптико-акустической спектроскопии у больных туберкулёзом легких. *Бюллетень сибирской медицины*. 2012;4:117-121.
12. Чуйкова КИ, Кистенев ЮВ, Гомбоева СС. Применение газоанализа в диагностике заболеваний печени. *Бюллетень сибирской медицины*. 2012;6:179-185.
13. Климанов ИА. Механизмы формирования конденсата выдыхаемого воздуха и маркеры оксидативного стресса при патологиях респираторного тракта. *Пульмонология*. 2009;2:113-119.
14. Берёзина АВ. Создание технологий и оценки эффективности лечения социально-значимых заболеваний с использованием метода многокомпонентного микроанализа выдыхаемого воздуха. *Journal of breath research, IOP Publishing*. 2013;5:47-51.

UDK 004.02:004.5:004.9

*Islomova S.T., doctor of philosophy in technical Sciences (PhD)  
assistant of the Department of medical chemistry*

*Andijan state medical Institute*

*Maxammatova S.X.*

*assistant of the Department of medical chemistry*

*Andijan state medical Institute*

## ANALYSES OF PAINT MATERIALS BY MEANS OF MODERN ANALYTICAL METHODS

*Abstract: The article deals with the problem of determination of paints according to the commodity nomenclature of foreign economic activity. By means of modern analytical methods important data of paints and varnishes of rather chemical composition are received, structures, and other organoleptic, physical and chemical parameters associated with the process of production of paints and varnishes. The proposed results are needed for the proper declaration of paint products. Proper identification code of paint products will make it possible to prevent certain crimes of economic nature and to protect the safety of Uzbekistan economy.*

*Keywords: painting material, commodity nomenclature of foreign economic activity, customs cargo declaration, identification of paints, physico-chemical parameters of paints, QD Primer, BPR Gaz, IR-spectroscopy.*

**Induction.** After independence a number of changes has been emerged not only in other fields, but also in the customs system. Today our country is extensively developing diplomatic, commodity and collaboration relations between the world countries. The volume of export in many economical areas, including varnish and pain materials is increasing. This state's firstly that the foreign economical relations (FER) of our country are getting strong; secondly it imposes a deal of responsibility on authority organizations. In this field the state customs system has great importance. The state customs system implements the control and registration of export and import goods [1].

**Issues of the subject.** Proper determination of international code numbers on CN of FEA proceeding to the chemical structure of all the exporting and importing goods in international economical relations is considered one of the actual issues. Proper definition of a code of paint and varnish goods CN FEA is one of pressing problems. As a result of the analysis of the international codes of the paint and varnish goods by customs examination important data concerning a chemical compound, structures, and also other organoleptic, physical and chemical indicators connected with process of manufacture of the paint and varnish goods are obtained. To properly define a code of the paint and varnish

goods affords the chance to warn possible crimes of economic character and to protect economic interests of consumers.

**What are CN of FEA and customs cargo declaration.** As it is known, each commodity as object of trade is represented in customs bodies together with the Cargo customs declaration, in which along with other columns, without fail there are columns with instructions of the international code article numbers under the Commodity nomenclature of foreign trade activities. The establishment of their cost depends on proper classification of the paint and varnish goods on the basis of objective criteria, and consequently, both well-founded charge and collection of customs payments. Proper classification of the paint and varnish goods is of great importance for increase of objectivity of customs statistics of foreign trade, at the development of a customs policy of the country and the acceptance of concrete measures on its realization in the course of customs registration, customs control of the goods [2,3].

**Structure CN FEA:** XX – group; XX XX – position; XXXX XX – subposition (HS); XXXXXX XX – under subposition (KHEC); XXXXXX XX X - under subposition CIS (Commonwealth of Independent States); XXXXXX XX X X - under subposition (National) [3,4]. **National CN of FEA.** At present National CN of FEA with 10 – value code number is used in our Customs System. But in this classifier strategic goods has not denoted its determination economically and cannot protect the economical interests of the Republic sufficiently. Vanish-and-pain materials haven't been considered sufficiently in the scientific sources about the solution of theoretical and practical problems of the classification and certification of goods on the chemical structure [2,4].

**Methods and objects:** The purpose of this research: the identification of paints produced by “Uz Dong Ju Paint Co” Joint Stock Company possessing strategic importance for our country through up-to-date methods, including 1) IR-spectroscopy. Suggestion new code numbers of goods on the basis of chemical structure. More than 90 % of PM exported within 2012-2015 is appropriated to the share of “Uz Dong Ju Paint CO”. Paint materials exported by the company to foreign countries. In 2012-2014 paints with code number 3208109000 on practical CN of FEA produced by “Uz Dong Ju Paint Co” were exported to Russia, Kazakhstan and Kyrgyzstan. We have studied two types of the characteristics of paint materials. 1. QD Primer. 2. BPR Gaz. QD Primer -It is included to the industrial pain group; its composition is alkyd resin; fast drying primer; used as a primer for machine parts and equipment in heavy engineering; also it is used to protect surfaces from corrosion.

BPR Gaz -Automobile paint. Its composition is alkyd resin; mixture of heat and environment stable pigments; used for bumpers of automobiles with transparent varnish; surface enamel padding providing higher and stable outward appearance.


Used instruments - Haz Mit ID 360, perkin Elmer Spectrum Version 10.4.3, Press form Grase by specac, Agilent Tech.7890BGCSysstem, ShimadzuGC-2010 Plus.

### The discussion of the results

Using infrared spectroscopic analysis to study the structure of two types of paint. Various organic compounds are defined coatings to establish the absorption bands in the IR spectrum. analysis findings are presented in Figure 1.

Figure 1.

### IR spectrums of QD Primer and BPR gaz paints



When the customs expert studies, in the IR spectrum of the sample coatings need to find a major, the most intense and well-resolved absorption bands. The table below shows the absorption region of paints.

Table 1.

### ANALYSIS OF PAINT MATERIAL (QD-Primer) BY MEANS OF (IR-SPECTROSCOPY)

Name	Name material	ties (rate $sm^{-1}$ )						
QD-Primer	Alkyd resin	3000-2840 C-H Changing valence ties alkanes and alkyl	1790-1650 C=O strong valence ties ester	1470-1430 Average ethylenes 1395-1365 Average acetylene	1690-1635 C=C Changing valence ties ethylenes	1740-1630 C=O strong valence ties amides	770-720 Average -CH <sub>2</sub> -	



Table 2.

## ANALYSIS OF PAINT MATERIAL (BPR Gaz) BY MEANS OF (IR-SPECTROSCOPY)

Name	Name material	ties (rate $\text{cm}^{-1}$ )			
BPR Gaz	Alkyd resin	2930-2910 Average Benzene ring 1460-1466 Average alkanes 1385-1375 Average methyl Benzene	-CH <sub>3</sub>	2860-2850 Average alkanes	-CH <sub>2</sub>
	CH	750-650 Average olefine	C-G 750-500 valence ties halogens anhydride	1850-1650 very strong carbonyl join	C=O
	C-Cl	850-550 Average alkyl chloride	1625-1575 C-C Average alkyl join	1780-1610 Changing alkyl join	C=C
		1680-1600 Average weak ethylenes			C=C

**Conclusions.** IR-spectroscopy analyses allow the identification of PM; results of IR- spectroscopy analyses are appropriate to Gas-chromatography analyses; the presence of organic substances possessing polymer formation property in the composition of PM; absorption band of these substances in the proper phase has been defined; consequently the role of IR-spectroscopy and Gas-chromatography analyses in the identification of PM at Customs tests and FEA affairs of Customs authorities has been demonstrated practically. In conclusion, it should be noted that the study of the classification of paints on the chemical composition, may clarify some controversial issues HS Uzbekistan. A can also be noted that the investigated paints classified code 3208109000 for Commodity Code of the Republic of Uzbekistan. Development of new product codes makes it possible to protect the economic interests and security of the economy of Uzbekistan in international relations.

### References:

1. Islamova S. T., Xamraqulov G', Abdug'aniyev B. Classification of paints on the chemical composition. Bulletin of the Tashkent State Technical University № 5. In 2015.
2. Товарная номенклатура внешнеэкономической деятельности Республики Узбекистан. 2012 г. стр-229-232.
3. Xамракулов Г., Алимбаев С.А. Классификация и сертификация товаров на основе их химического состава [Текст]: учебник для вузов/ Т-2013. –с. 25-30.

*Jumayev I.  
teacher  
Chirchik State Pedagogical Institute  
Tashkent region*

## **THE CONVENIENCES OF TEACHING USING AUTOCAD SOFTWARE**

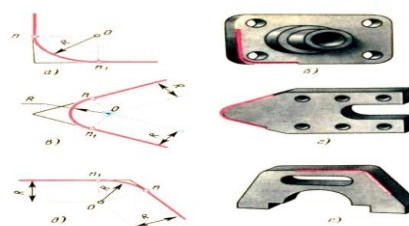
*Annotation. The article provides a comparative analysis of the process of meaningful and effective teaching of lessons using AutoCAD, as well as the process of drawing by hand. There are also a number of guidelines and teaching methods for school students about the convenience and capabilities of AutoCAD.*

*Keywords: model, graphic, editor, geometric, spatial, shape, detail, straight line, angle, parallel.*

It is well-known that traditional methods of developing students' spatial imagination is lacking. In today's fast-paced world of computers, spatial imagination develops more deeply when students learn to draw diagrams for schoolchildren in AutoCAD. When we draw by hand on paper, pencils, compasses and other drawing tools, we can draw a lot of drawings in AutoCAD at the same time, and the more we draw, the deeper the spatial imagination of students. which will help to improve the quality of the lessons. There are many types of graphics programs available today that can be used to create graphics and 3D models. In particular, AutoCAD, TopCAD, JCAD, 3D-MAX and many similar graphics systems are widely used in various fields of scientific and engineering activities. One of the most popular in the education system is AutoCAD. AutoCAD is also formed as a standardized system of automation of design work in many enterprises and organizations in our country and abroad. In 2002, for the first time in the history of teaching drawing in Russian schools, a CD (KOMPAS 3D LT graphics program), which is one of the components of the educational-methodical complex, was developed and put on sale. The KOMPAS 3D LT graphics program includes the KOMPAS 3D LT Learning System e-learning manual, electronic versions of most of the exercises and graphics for the school drawing course textbook, and a graphic workbook for students. In addition to the forms and drawings related to exercises and graphics, the CD contains many other forms in the textbook "Drawing" by A.D. Botvinnikov and others. Of the 267 forms in the textbook, 70 are provided on SD.

It is important to note that students can master AutoCAD graphics programs relatively quickly if they have mastered computer skills and the basics of projection drawing. In most cases, 2-3 hours may be enough. But it is impossible to cover this time at the expense of drawing lessons. If the school administration considers it necessary to teach students the most popular machine graphics, it can

be done by studying in optional, individual and group classes at the expense of time allocated to computer science or compulsory electives with sufficient time resources. possible. Let's talk about computer graphics, which is taught in the drawing course of secondary schools. Current programs and textbooks allow 2 (two) hours for this section, during which students must learn to create projections of simple geometric shapes using a graphic editor and change the spatial position and shape of a given object. It is unclear why this is necessary. In light of the above, students will not be able to learn the alphabet of computer graphics in the two hours allotted. Therefore, it would be more appropriate to suggest a method of using computers and graphics programs wisely during drawing lessons.



The following sections of computer and drawing are:

Detail shape analysis;

Dimensions for detail drawings;

- Give students a three-dimensional form of detail. Demonstrations can be useful.

1. A computer is not only useful but also necessary in the analysis of the form of detail. On the monitor screen, students will be able to separate the detail into individual geometric objects, and if there are difficulties, the teacher or the program itself will display a similar image.

2. Shape analysis is one of the most important steps in determining the correct dimensions.

So in this case, the computer is used in the same way as before.

3. The use of a computer is also a great help for students who have difficulty imagining the shape of a detail in a drawing. For example, if students have difficulty completing a graphic work on the topic of “doing the third of the two given views,” they can be helped to complete the task independently by displaying a clear image of the detail on the computer. Teachers often advised such students to try to make a detail model out of plasticine or other material. If the school has an SD card for the drawing course, this is not necessary. Students can explore the three-dimensional image of a detail on a CD by looking at it from different angles. Only students will be able to draw the third view independently, without the help of a computer.

Appropriate use of ATD in drawing individualizes learning and helps students to master the learning materials and speed up the learning process. But ATDs can never replace the teacher in the educational process, because independent learning can never be the only and universal way of learning.

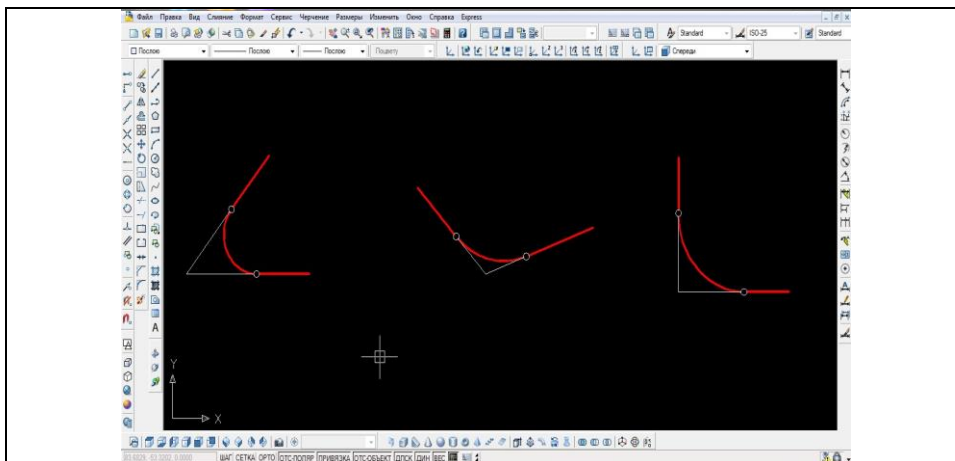
Connections. Connect straight, impenetrable and sharp corners.

A junction is a junction in which one line passes from one line to another directly or through a circular arc. The school textbook provides a graphic work on

connecting right, acute and obtuse angles, and students will need to do the following to draw it according to the rules of drawing, Picture 1.

- Two straight lines intersect to form a sharp, obtuse, and right angle.
- In order to connect these angles smoothly with a circular arc, straight lines are first drawn parallel to them at a distance equal to the radius R from the given straight lines.
- The drawn parallel straight lines intersect to give the center of the O-joint
- Lines are drawn perpendicular to the lines given by the point O at the center of the connection. Perpendicular straight lines intersect at points n and n1.
- Points n and n1 are then smoothly connected based on the radius R given by the center O found.
- Performing the connections using the AutoCAD program requires the following steps.
- Draw a straight line (sharp, obtuse, or right angle) with the "C line" button on the "Cherchenie" keypad, and return it with the "Esc" key. The two intersecting straight lines are formed.
- Select the "Circle" button and right-click to select "RCC" from the "context menu".
- The two straight lines are marked with the left mouse button, the given radius R is entered and the Enter key is pressed. The result is a circle at an angle.

Table2



Using the "Mouse" button, select the "Edit" button on the "Edit" button panel, the unwanted part of the circle with the "Enter" key.

#### **List of used literature:**

1. T.Rixsiboyev, Malikov K. Computer graphics. Toshkent-2015,132-140 p.
2. Khalimov Mokhir, Achilov Nurbek, Bekkulov Qudrat, Khojakulov Elbek, Kokiye boburmirzo some methods of finding angle in the sciences of drawing and drawing geometry 47.

3. Achilov n.n., kokiyeв b.b., bekkulov q. Sh. Designing using the autocad program to make visible images journal of scientific and methodological education of the teacher bilim2 2020 ISSN 2181-7138
4. Kukiev, B., O'g'li, A. N. N. & Shaydulloyevich, B. Q. (2019). Technology for creating images in autocad. *European Journal of Research and Reflection in Educational Sciences*, 7
5. Ko'kiyev b.b. Yordamchi proyeksiyalash usuli asoschisi professor, texnika fanlari doktori stepan mitrofanovich kolotov haqida 106-b.
6. Kukiev Boburmirzo Bahodir ogli (2020). The importance of pedagogical techniques in teaching assistive design. *European Journal of Research and Reflection in Educational Sciences*, 8 (2) Part II, 182-185.
7. Ugli, Kukiev Boburmirzo Bahodir Problem-based learning technology in teaching auxiliary projection techniques *Journal of Critical Reviews* 917-921.
8. Kokiyeв Boburmirzo Bahodir ogli (2020). Present-day problems of drawing science. *European Journal of Research and Reflection in Educational Sciences*, 8 (4), 203-205.
9. Shaydulloyevich, B. K. (2020). Increasing students' graphic literacy through teaching the sciences of drafting and descriptive geometry. *European Journal of Research and Reflection in Educational Sciences*, 8 (4), Part II, 75-78.
10. Achilov Nurbek Norboy o'g'li (2020). Pedagogical and psychological fundamentals of formation of space imagination and creative ability in students. *European Journal of Research and Reflection in Educational Sciences*, 8 (4), Part II, 38-40.
11. Achilov Nurbek Norboy o'g'li, Bekqulov Qudrat Shaydulloyevich, Ko'kiyev Boburmirzo Baxodir o'g'li & Jumayev Isroil Omandovlat o'g'li (2020). Methods of developing creative abilities in children. *European Journal of Research and Reflection in Educational Sciences*, 8 (10) Part II, 151-153.

*Kadirov R.X.  
Associate Professor  
of Bukhara State university  
Shukurov R.S.  
Associate Professor  
of Bukhara State university*

## **ELECTIVE DISCIPLINE COURSE NATIONAL TURON AND TEACHING METHODS**

*Abstract: The importance of the transition from traditional to distance learning in higher education, the creation of electronic resources for modern education, and on the example of the direction of education "physical culture", the features of the organization of elective courses aimed at improving the professional skills of students are analyzed.*

*Key words: multimedia, elective discipline (course), electronic educational components, healthy lifestyle culture, valeology, integrated tools, professional training.*

*Kadirov R.X.  
доцент  
БухДУ  
Shukurov R.S.  
доцент  
БухДУ*

## **ТУРОН МИЛЛИЙ КУРАШИ ВА УНИ ЎҚИТИШ МЕТОДИКАСИ ФАНИДАН ЭЛЕКТИВ КУРС**

*Аннотация: Олий таълим тизимида анъанавий таълимдан масофавий таълим шароитига ўтишининг аҳамияти, замонавий таълимнинг электрон ресурс таъминотини яратиш ва жисмоний маданият таълим йўналишлари мисолида талабаларнинг касбий маҳоратини оширишга қаратилган фанлар таркибида ўқитиладиган электрон курс тўғрисида маълумотлар таҳлил этилган.*

*Таянч сўзлар: мультимедия, электив фан (курс), электрон-ўқув компонентлари, соғлом турмуш маданияти, валеология, интеграллаштирилган восита, касбий тайёргарлик.*

Олий таълим тизимида ахборот-коммуникация ҳамда инновацион технологияларнинг жадал суръатларда тадбиқ этилиши таълим тизими сифатини оширишни ташкил этишнинг шакли, мазмунида ва унинг



технологик жиҳатларида улкан ўзгаришлар ясамоқда. Ҳукуматимиз томонидан бу борада бир қатор қарорларнинг қабул қилиниши таълим муассасаларини ахборот технологиялари билан жиҳозлашда ҳамда билим олувчиларнинг энг замонавий воситалар орқали таълим олишида, позитив ҳаётий позицияларини шакллантиришда муҳим аҳамият касб этмоқда.

Бугунги кунда таълим ва тарбия самарадорлигини оширишда, анъанавий таълимнинг босма дарсликлари билан бир қаторда, замонавий янги авлод электрон ўқув адабиётлари: мультимедияли (кўп ахборотли) электрон дарсликлар, ўқув қўлланмалар, маърузалар матнлари, электрон дастур (курс)лар, дайжест, маълумотлар банки ва бошқалар алоҳида ўрин эгаллайди. Хорижий тажрибалардан маълумки замонавий таълимни модернизациялаш шароитида барча таълим йўналишлари, шу жумладан жисмоний тарбия ва спорт бўйича электив фан соҳалари, махсус электрон курслар кенг қўламда амалиётга тадбиқ этилмоқда. Электив фан соҳалари замонавий махсус электрон курслар орқали таълим дастурларини чуқур ўзлаштириш, талабаларда ижобий билим олиш мотивациясини ҳосил қилиш, дифференциал таълим ва индивидуал ёндашув муаммоларини ҳал қилиш ҳамда касбий тайёргарликнинг педагогик-ижтимоий ва иқтисодий моҳиятини билишга мўлжалланган [1,4].

Олий таълим тизимида талаба ёшлар ва ўқитувчи-профессорларнинг саломатлиги, ўқув-тарбиявий жараён иштирокчиларининг фаолият самарадорлигининг муҳим шартларидан бири бўлиб ҳисобланади. Ҳар қандай саломатлик кўрсаткичларининг ёмонлашуви оқибатида таълим жараёнида мувффақиятларга эришиб бўлмайди. Талаба ёшлар тарбиясида қўлланиладиган соғломлаштирувчи кенг қўламли профилактик чоралар билан бир қаторда электив курсларнинг таълимий-тарбиявий хусусиятига кўра муаммонинг долзарблиги ва заруратига сабаб - ўспиринлик даврида шаклланадиган билим, кўникма ва малакалар, одатлар, қарашлар каби индивидуал хулқ-атвор кейинчалик инсоннинг фаолиятли ёндашувга асосланган турмуш тарзи стратегиясини шакллантиради. Айнан шу даврда эмоционал беқарорлик, пассив дам олишга интилиш, нерационал овқатланиш каби "хавф омиллари" га айланиши мумкин бўлган зарарли таъсирларнинг олдини олиш мумкин [2, 3].

Талаба ёшлар соғлигини сақлашнинг асл қиммати билан белгиланган инсонпарварлик жиҳатларидан ташқари, ушбу муаммо аниқ ижтимоий-иқтисодий моҳияга эга, чунки саломатлик - бу инсон томонидан ўзининг тўлақонли ижтимоий-касбий вазифаларини уддалаши учун зарурий шартлардан биридир. Шунинг учун талабалар саломатлигини асрашга йўналтирилган замонавий дастурлар ва элестрон курсларни амалиётда қўллаш олий таълим тизимида мутахассисларни тайёрлашнинг энг муҳим вазифасидир.

Олий таълим жараёнининг муҳим жиҳатларидан бири педагогик тарбиявий йўналишнинг асосини ташкил этувчи талабалар ва ўқитувчилар

шахсининг дунёқараши, уларнинг саломатлигини асрашга бўлган қадрияли муносабатини шакллантириш масалалари ўрин олиши керак.

Эҳтиёж юзасидан талаба ёшлар ўртасида соғлом турмуш маданиятини тарғиб қилишга қаратилган замонавий-дастурий чораларни шартловчи муаммолар:

- пандемия, экологик вазият;
- ҳаёт оқимини тезлаштириб омишлар;
- масофавий таълим шароитида ўқув юклар, мустақил таълим салмоғи ва маъсулиятининг ошиши;
- зарарли одатлар;
- тўғри овқатланиш, гигиена ва жисмоний фаолликка доир билим асосларининг етишмаслиги.

Келтирилган мазкур сабаблар негизида саломатлики муҳофаза қилиш ва саломатликни сақлашга қаратилган фаолият турлари олий таълим жараёнида муҳим вазифалардан бири ҳисобланади.

Электив фан (курс) – (лотинча елестус – танланган, танлаш имконига эга) таълим муассасанинг ўқув компонентлари, ўқитиладиган фан соҳалари таркибидан танлаб ўзлаштириладиган фанларнинг бир тармоғи.

Жисмоний маданият (“Спорт фаолияти”, “спор психологияси”) таълим йўналишларида ўқитиладиган фанлар қаторида электив фанларни тадбиқ этиш ва ўқитиш талабаларнинг танловига асосланган. Жисмоний маданият назарияси ва услубиёти кафедрасида “Турон миллий кураши ва уни ўқитиш методикаси” фанидан “соғлом турмуш маданияти” номли электив курс ишлаб чиқилган. Электив курс орқали ўқитиш жорий таълим жараёнида тадбиқ этишнинг мослашувчанлик принципига асосланади, ҳамда турон яккакураш спорти воситасида талабаларнинг индивидуал қобилиятларини ривожлантиришга йўналирилган соғлом турмуш маданиятини шаклланиришнинг билим, кўникма ва малакалари ўзлаштирилади.

Мазкур электив курс педагогик таълим соҳасининг бакалаврият таълим йўналишларининг ўқув режалари ва дастурларини ҳисобга олган ҳолда, инновацион таълим ресурси кўринишидаги ўқув машғулотларининг асосий йўналишлари, ҳажми ва мазмуни белгилайди.

“Турон миллий кураши ва уни ўқитиш методикаси” фанидан “соғлом турмуш маданияти” номли электив курс педагогика таълим соҳасида шахсни ҳар томонлама ривожланиришнинг муҳим компоненти ва фан соҳаси сифатида олий таълим муассасадаги жорий тартибга кўра тадбиқ этилади. Электив курс умумий маданиятнинг таркибий қисми бўлиб талабанинг ўқиш давридаги психо-жисмоний шаклланиши ва касбий тайёргарликка йўналирилган. “Турон миллий кураши ва уни ўқитиш методикаси” таянч фан соҳасининг ижтимоий-маданий, амалий ва валеологик қадриятларини интеграциялаштириш воситасида талабаларда соғлом турмуш маданиятини шакллантиришга имкон яратади.

Таълим муассасада соғлигига кўра имконияти чекланган талабалар томонидан электив курсни ўзлаштириш учун махсус тариб жорий этилади:

- асосий компетенцияларни шаклланиришда соғлигини ҳисобга олиш;

- ўқув ва коммуникатив кўникмаларни индивидуал коррекциялаш;

- ижтимоий ва касбий мослашувга имкониятлар яратиш.

“Турон миллий кураши ва уни ўқитиш методикаси” фанидан “соғлом турмуш маданияти” номли электив курснинг таълимий ва ривожланирувчи функциялари педагогик жараёнда онглилик, кўргазмалилик, имкониятига ярашалилик, тизимлилик принциплари асосида амалга оширилади.

“Жисмоний маданият”, “Спор фаолияти” (бокс, футбол, миллий кураш), “Спор психологияси” таълим йўналиши талабаларининг “Соғлом турмуш маданияти” номли электив курсни ўзлаштиришдан **мақсад** - “Турон миллий кураши ва уни ўқитиш методикаси” таянч фан соҳасининг ижтимоий-маданий, амалий ва валеологик кадриятлар билан интеграциялаштирилган воситалари орқали талабалар саломатлигини сақлаш ва мустаҳкамлаш, соғлом турмуш маданиятини шакллантириш, бўлажак касбий фаолиятга психофизиологик тайёрлашдан иборат.

#### **Адабиётлар:**

1. Стариченко Б. Е., Семенова И. Н., Слепухин А. В. О соотношении понятий электронного обучения в высшей школе // Образование и наука. 2014. № 9 (118). С. 51-68.

2. Kadirov R.X., Shukurov R.S. THE WAYS OF THE ACTIVIZATION OF THE INDEPENDENT WORKS NOF THE STUDENTS IN THE EDUCATIONAL PLATFORM MOODLE 10.5958/2278 -4853.2020.00152.4. Asian Journal of Multidimensional Research (AJMR) <https://tarj.in> 1 AJMR. ISSN: 2278-4853 Vol 9, Issue 5, May, 2020 Impact Factor: SJIF 2020 = 6.882 Asian Journal of Multidimensional Research (AJMR) <https://tarj.in> 2 AJMR. 24-30.

3. Shukurov R.S., Kurash turlaru va uni o'qitish metodikasi (Turon).: darslik/ Buxoro: “Sadriiddin Salim Buxoriy” Durдона nashriyoti, 2020. – 244 b.

4. Шурыгин В. Ю. Использование элементов дистанционного обучения в ЛМС Моодле при изучении раздела «Механика» вузовского курса физики // Актуальные вопросы в научной работе и образовательной деятельности: сборник научных трудов по материалам Международной научно-практической конференции. Тамбов: Юком, 2014. Ч. 3. С. 159-160.

*Karabayeva M.T.  
doctoral student  
of Tashkent State Agrarian University  
Gafurjonova F.H.  
student  
of Tashkent State Agrarian University  
Abdusattorova M.M.  
student  
of Tashkent State Agrarian University*

## **HOW MUCH POMEGRANATES CAN BE STORED IN THE REFRIGERATOR**

*Annotation: The composition of pomegranate contains a whole set of vitamins and minerals that contribute to blood formation and proper heart function. Many people stock up on this southern fruit, so it's worth learning how and where to store pomegranates at home. We will also consider the questions of which fruits should be chosen and whether pomegranate can be stored in the refrigerator. How to choose a pomegranate*

*Keywords: Pomegranate, pomegranate juice, freezing pomegranate, shelf life.*



How much pomegranate can be stored depends on the condition of the fruit. For long-term storage, select high-quality, undamaged large-sized fruits. The color of the pomegranate skin depends on its variety. It can be very diverse: from the usual red to brown, greenish, yellow. The color of a ripe, healthy fruit is uniform and uniform, while its skin has a slightly woody structure and a little shine. There should be no rotted areas, dents and scratches on the grenade: it cannot be stored for a long time. You can understand that the fruit is fully ripe by the lid on the top of its head. In a ripe fruit, it is dry and fully open, in an unripe

fruit it is green. The diameter of a quality pomegranate should not be less than 10 cm. And with a slight squeezing, a slight characteristic crunch should appear. When such a fruit is tapped, a "metallic" sound is heard. If the skin is moist and elastic, this is an indicator of artificial ripening of the fruit. It was removed from the branch while still green and matured in the process of laying. In terms of taste and usefulness, such a product is significantly inferior to those pomegranates that have ripened on a tree. Black rot is one of the main enemies of this fruit. Its presence can be recognized by brown spots on the surface of the peel. It is best to buy pomegranates for long-term storage in November.



### **Storage period**

The conditions and shelf life of a pomegranate are closely related. In this case, the condition and quality of the fruits themselves plays an important role. The shelf life of pomegranates in various conditions is as follows:

- in natural conditions with a humidity of 30 - 40% - 7 - 9 days;
- in a cool, dry basement, cellar - up to 5 months;
- in a clay shell - up to 5 months;
- in the lower part of the household refrigerator as a whole and in a cleaned state - 2 months and 4 days, respectively;





### Storage conditions

How to store pomegranates in an apartment so that they remain juicy and do not rot? This requires a temperature within  $+ 1^{\circ}\text{C} - + 10^{\circ}\text{C}$ . It is important to choose for them a dry place, closed from light, where sharp temperature drops do not occur.

#### **How to store pomegranates in the refrigerator**

How long can pomegranates be stored in the refrigerator? For high-quality, not rotten fruits in the peel, 50 - 60 days is far from the maximum shelf life. You just need to create the necessary conditions for them.

It is best to store pomegranates in the vegetable compartment, but do not keep them in airtight bags. The inevitable formation of condensation will occur, which will provoke the process of decay and lead to the formation of mold.

Each fruit is wrapped in paper or covered with a porous material that will absorb excess moisture. If the paper becomes damp, replace it with dry paper.

#### **Freezing.**

Storing a pomegranate in the freezer is the longest possible way. Freezing allows you to preserve the product for more than a year without significant loss of useful qualities. However, some vitamins still break down.

First, you should carefully remove the grains from the fruit, select the ripe and not spoiled ones and place them in portions in bags for freezing. There are other ways to store peeled pomegranates at home, but freezing is easier and more effective than others.

#### **Balcony or cellar**

At  $+ 7^{\circ}\text{C} - + 10^{\circ}\text{C}$ , pomegranate fruits can be stored for up to 2.5 months in conditions of moderate humidity (75 - 80%). At  $+ 1^{\circ}\text{C}$ , the storage time increases to 5 - 7 months.

At room temperature, the fruits dry out quickly and lose their juiciness after a week.

- in household refrigerators and special cabinets for storing fruits and vegetables - up to 9 months. ( $+ 1^{\circ}\text{C}$ );
- frozen - more than 12 months.

You can keep your supplies in the cellar or on the glazed balcony, if it does not freeze in winter. The fruits are stored in boxes in one layer. Beforehand, each



of them is wrapped in paper. To close them from light, use thick burlap or cardboard.

The condition of a useful product should be checked regularly. If necessary, replace the dry paper.

### **In clay**

If you fill the “crowns” of fruits with clay, they can be stored longer due to the reduction of moisture loss. The clay is calcined in the oven for disinfection, after which it is diluted with water to a state of thick sour cream and each fruit is dipped in it. After drying, the procedure is repeated. Storage of pomegranate in clay is possible up to 5 months in a dry, cool place.

### **Peeled pomegranate**

Damaged or slightly spoiled fruit cannot be stored for a long time. Whole grains should be removed from it, which can be put in the refrigerator for 3 to 4 days.

You can also use the shock freeze function, which helps to keep food for a very long time. To do this, the selected grains are placed in tight sealed bags and the instructions of the refrigerator are followed.

The pomegranate does not tolerate repeated freezing, therefore the grains should be distributed into packages in small portions. It is not recommended to store them for more than one year.



### **Pomegranate juice**

How and how much to store pomegranate juice? Let's take a look at this question using a store-bought product with preservatives and an all-natural homemade beverage. Storage of pomegranate juice in a glass container or in a foil paper bag is possible for the period specified by the manufacturer. A freshly pressed product is best consumed immediately or, at most, within half an hour, while it contains the largest amount of vitamins and amino acids. Storing freshly squeezed pomegranate juice is possible only in the refrigerator for the next 24 hours. The container should be tightly covered with a lid to minimize contact of the drink with air. After opening the shop juice in a glass bottle, it can be stored no longer than 2 - 3 days. **Conclusion.** Proper storage of pomegranate fruits allows them to remain tasty and healthy for a long time. But it should be borne in mind that many people have an allergic reaction to this product. It is also not recommended for children to give it immediately in large quantities, especially if the baby is trying it for the first time. Even such a healthy fruit should be introduced into the child's diet gradually.

**References:**

1. Rasulov A. Storage of vegetables, melons and potatoes. - Tashkent, 1994.
2. Shaumarov X.B. Islamov S.Ya. Technology of storage and primary processing of agricultural products. - Tashkent, 2011.

## **INCREASING MOTIVATION IN ENGLISH LESSONS**

*Annotation: The article is devoted to the urgent problem of increasing motivation in English lessons. Various methods, ways and means of increasing motivation to the subject are considered*

*Key words: English, lesson, learning, motivation, student, communication, competence*

For many years in the field of pedagogy and psychology, a lot of attention has been paid to the issue of motivation. It is now generally accepted that motivation plays a huge role in foreign language learning. The researchers cite evidence of declining motivation from class to class. Before starting to learn a foreign language and at the very beginning, students are highly motivated. But in the process of mastering a foreign language, the attitude of students changes, as they need to overcome various difficulties. As a result, motivation decreases, academic performance decreases, which, in turn, negatively affects motivation. Studying the problem of increasing motivation in the course of learning English is now relevant.

In the pedagogical literature, two types of motives are described in sufficient detail: internal and external. Internal - these are motives that develop under the influence of the learner's own thoughts, his experiences, aspirations, resulting in an awareness of internal necessity.

Some researchers believe that external motives are not related to the content of educational material. These include: duty, duty (the student must study the subject to get a positive assessment); appraisal.

The problem of motivation in learning arises in every school subject. Methods for its development and stimulation, taking into account the specifics of the subject, have been developed in the appropriate methods and manuals. However, the problem of motivation for learning foreign languages is especially acute. At the same time, it is noteworthy that before the moment of learning a foreign language and at the very beginning, students, as a rule, have high motivation. Almost everyone has a desire to speak a foreign language, to be able to communicate. But as soon as the process of mastering a foreign language begins, and the attitude of students changes, many are disappointed. After all, this process presupposes a period of accumulation of "building material", a stage of inevitably primitive content, overcoming various difficulties, which postpones the achievement of goals that were dreamed of. As a result, motivation decreases, counter activity disappears, the will aimed at mastering a foreign language

weakens, and overall academic performance decreases, which, in turn, negatively affects motivation.

Motivation is primarily the result of a person's internal needs, his interests and emotions, goals and objectives, the presence of motives aimed at enhancing his activities.

Recognizing the leading role of motivation in teaching a foreign language, the teacher needs to imagine the ways and techniques of its formation in the school environment.

The novelty of the information received plays a special role in the formation of motivation. The presence of elements of search activity, cognitive motives and the emotional state of students provide them with a way out of educational activity into self-educational and creative.

As you know, interest as a motive plays an important role in teaching students a foreign language. If children are interested in learning, they easily overcome difficulties, master the material well, and develop strong speech skills and abilities.

A large role in maintaining and maintaining interest in the subject, the development of cognitive activity, the transfer of teaching from teaching to the management of independent educational and cognitive activity of students belongs to non-standard forms of the lesson. An unconventional lesson includes a wide variety of emotionally vivid, unconventional teaching methods and techniques that not only increase the motivation for teaching children, but also serve the development of certain abilities: the ability to recite poems, developing pronunciation skills, to stage a particular situation as a literary one, and life, singing in a foreign language, the ability to react and assess in conversation, communicate information about events and facts, observe speech etiquette, become widely acquainted with the traditions, customs and cultural heritage of English-speaking countries. All student activities in the classroom are subordinated to the main communicative goal of teaching English.

Studying a foreign language, it is necessary to create such conditions in educational and cognitive activities that contribute to the development of a high level of cognitive interest in the study of English in the student. An important role in increasing motivation is played by various types of work used by the teacher in the lesson: lessons-discussion of various topics; lessons-communication on the Internet (effective as an option for self-preparation); round tables; mini-conferences in groups; test lessons; presentation lessons.

You can use the presentation in the educational process at different stages of the lesson and different types of lessons, depending on the goal set by the teacher. Presentations are possible in lessons of any age group, starting from elementary school. Taking into account the age characteristics of younger students, they should be made bright, funny, exciting, including riddles and games. For middle-level schoolchildren, you can include lexical and grammatical exercises, sample dialogues and texts for reading, as well as test items for training

in the format of a unified state exam. High school students themselves know how to create presentations, which is advisable to use in project work and when completing the study of the topic.

So, recognizing the leading role of motivation in teaching English, the teacher needs to clearly understand the ways and methods of its formation in the conditions of this educational institution. When considering the problems of motivation and looking for ways to form it, it is unacceptable to simplify its understanding, because the formation of motivation is not the teacher's transfer of ready-made, externally set motives and goals of learning into the heads of students. The formation of motives is, first of all, the creation of conditions for the manifestation of internal impulses for learning, their awareness by the students themselves and the further self-development of the motivational-value sphere. At the same time, when mastering a foreign language culture, it is not at all indifferent what motives encourage the student to carry out activities.

Various methods and means are used to create adequate motivation: verbal, visual, practical, but search and research are taking the leading role today. The formation of a strong motivation for learning is facilitated by play with its active use in the classroom.

#### **Literature:**

1. Bim I.L. Profile teaching of foreign languages at the senior stage of general education school: problems and prospects: Textbook / I.L. Bim. - M.: Education, 2007
2. Bocharova L.N. Games in English lessons at primary and secondary levels of education / L.N. Bocharova // Foreign languages at school. - 1996
3. Gottlieb R.A. Social demand for knowledge of a foreign language / R.A. Gottlieb // Sociological Research. - 2009
4. Zimnyaya I.A. Educational Psychology: Textbook. - Ed. 2nd, add. and redistribution. / I.A. Winter. - M.: University book; Logos, 2008

*Khasanov U.A.  
teacher  
of the Department of "Languages"  
Tashkent Islamic institute named after Imam Bukhari*

## SCIENTIFIC POTENTIAL OF DOCTOR WAHBA ZUHAYLI

*Annotation: In this article the author describes the life and scientific potential and peculiarities of Dr. Wahba Zuhayli. The author mainly informs about the life of Dr. Wahba Zuhayli, the political environment of that time, his scientific legacy, as well as his contributions to Islamic jurisprudence, as well as his teachers and students.*

*Key words: scientific environment, Islamic jurisprudence, commentary, heritage issues of 20<sup>th</sup> century.*

Dr. Wahba Zuhayli was born in 1932 in the city of "Diyar Atiyya" in Damascus. His parents were steadfast in piety and asceticism, steadfast in prayer, and exemplary to other Muslims in good manners.

The people of Diyar Atiyya, were engaged in agriculture, animal husbandry and trade where Dr. Wahba Zuhayli was born and grown-up. At the same time, the inhabitants of this city were also famous for their textiles.

Some centuries later, the region finally emerged from poverty and ignorance and achieved its high scientific progress<sup>5</sup>.

Sheikh Wahba Zuhaili's father, Mustafa Zuhaili rahmatullohi alayh, was a respected person who memorized the Book of Allah and recited Qur'an every day and night. He adhered to the Sunnah of the Prophet (peace and blessings of Allah be upon him) and followed it without deviating. He prayed and fasted a lot. He never stopped praying in congregation in the mosque. He was a man of high morals and generosity. He did not know what laziness was. In particular, it is from this land that mature scholars such as Dr. Wahba Zuhaili grew up, a professor who has written many works on Islamic jurisprudence.

Master Wahba Zuhaili lived in the same period and traditionally began his education with Qur'an. Near his mother's house, he completed Qur'an perfectly, along with his recitations and tajweed. Then, at the urging of his mother, he began to study in a high school. He finished school here before moving to Damascus.<sup>6</sup>

Wahba Zuhaili came to Damascus in 1946 after graduating from high school. He stayed here for fourteen years to study. He entered to the specialty "Divine Sciences" of the department of the Faculty of Sharia in Damascus. This school was the only official scientific institution in Syria at that time. The divine sciences were taught here.

<sup>5</sup> Sayyid Lahhom. Ulama val mufakkirun. - Beirut, Dorul kutub, 2006 y. –B. 33-34.

<sup>6</sup> Sayyid Lahhom. Ulama val mufakkirun. - Beirut, Dorul kutub, 2006 y. –B. 12.



The master spent of his six years at this faculty. He finished Academic Lyceum in 1952 during six years studying at the Faculty of Sharia in Damascus.

Then, he continued his scientific studies at the Faculty of Sharia of "Azhar Sharif". In 1956, he received a diploma with honors, specializing in teaching at the Faculty of Arabic of "Azhar Sharif".<sup>7</sup>

Since then, his diploma has become a world-renowned diploma. At the same time, he continued his studies in law, and in 1957 he received a license in law from the University of "Aynush Shams".

In 1959, he received a master's degree in law from Cairo University.

In 1963, he exchanged pamphlets with foreign universities and received a doctorate in Islamic law. The topic was "Complications of War in Islamic Fiqh," which was about comparing eight sects (four Sunnis, four Shiites) and general interstate law.

In 1963 he was appointed a teacher in Damascus, in 1969 an assistant teacher, and in 1975 a head teacher. Till his last breath, he was engaged in teaching, writing, instruction, general and specific lectures.

Of course, Wahba Zuhayli was one of the rare gifted students of his period. In order to satisfy his thirst for this knowledge and to acquire a high scientific potential, he studied the sciences such as Shari'ah, law, Arabic language and Puberty with great diligence. As a result, on February 13, 1963, he presented his doctoral dissertation to the Supreme Attestation Commission. He defended his doctoral dissertation under the scientific advice of famous scholars such as Muhammad Abu Zahra<sup>8</sup> and Muhammad Hafiz Ghanim. Then, he was given a "First Class Career". It has been decided that doctoral degree of Wahba Zuhayli can be transferred to other universities<sup>9</sup>.

More than forty generations in Syria have been taught by him. In addition, he taught fiqh, method, and tafsir to thousands of people in Libya, Sudan, the United Arab Emirates, the United States, Malaysia, Afghanistan, Indonesia, and the east and west of the world.

Dr. Wahba Zuhaili has held many positions throughout his life. Here are some of the positions he held:

- Representative of the Faculty of Sharia at the University of Damascus, then Dean of it for four years (1967–1970);

---

<sup>7</sup> Sayyid Lahhom. Ulama val mufakkirun. - Beirut, Dorul kutub, 2006 y. –B. 14.

<sup>8</sup> Muhammad Abu Zahra is a famous Egyptian scholar. He was born in 1898. He has supervised doctoral dissertations in Islamic law, tafsir, hadith, kalam, and Arabic at universities such as Cairo, Alexandria, and Azhar University, as well as at universities outside Egypt. Including Sheikh Wahba Zuhaili. He interpreted the Qur'an in three ways:

The first is that it does not go beyond words and style that Arabs can understand.

Second: Modern fields of knowledge do not use theories in interpreting the words of the Qur'an. The reason is that modern scientific theories are changing day by day.

Third: They have carefully studied the secrets of puberty in order to better understand the Qur'an.

Sheikh Abu Zahra argues that it is not right, or even impossible, to translate the Qur'an from Arabic into another language. See Imam Sadiq. Al-Ahwal-ush-personal. - Cairo. Dorul Fikir Publishing House. 1957 y. -B. 303-309.

<sup>9</sup> Sayyid Lahhom. Ulama val mufakkirun. - Beirut, Dorul kutub, 2006 y. –B. 16-17.

- Chairman of the Department of Islamic Fiqh and Madhabs
- Member of the Academy of Fiqh in Mecca, Jeddah, India, America and Sudan;
- Chairman of the Faculty of Sharia and Law at the University of the United Arab Emirates, Department of Islamic Sharia, then Dean of it for four years;
- Member of the Academy of the Research Center for Islamic Culture under the "Oli Bayt Institution" in Jordan;
- Supervision of more than seventy master's and doctoral dissertations in the cities of Damascus, Beirut and Hirtum;
- Organizer of the Journal of Sharia and Islamic Studies at the University of Kuwait in 1988;
- Author of broadcasts "Stories in the Qur'an", "The Qur'an and Life" on Syrian radio on the basis of the interpretation of the Qur'an.
- Founder of the magazine "Sharia and Law" at the University of the United Arab Emirates;
- Member of the editorial board of the magazine "Islamic Program" in Damascus;

The place where Dr. Wahba Zuhayli was born and grown up, and the scientific and political environment there, played an important role in his development as a great scholar. At the same time, it is necessary to mention his parents, who made an invaluable contribution to his development as a world-renowned scholar.

This is because contemporary scholars state that Dr. Wahba Zuhayli, had such a high scientific potential because of his parents. The students which Dr Wahda Zyhayli taught, also showed how highly educated and intelligent he was. The study of the life of Dr. Wahba Zuhayli will also serve as a very important guide in educating the highly intelligent young generation who we are striving to educate today.

#### **Used Sources and publications:**

1. Sheikh Abdulaziz Mansur. Translation and interpretation of the meanings of Qur'an. Tashkent Islamic University Publishing and Printing Association. 2014.
2. Sheikh Muhammad Sadiq Muhammad Yusuf. "Tafsiri Hilol". T. : Sharq NMAK. 2008
3. Dr. Wahba Zuhayli, "At-tafsir al-munir", Damascus, "Dor al-fikr", 2002.
4. Abu Abdullah Muhammad ibn Ismail al-Bukhari. "Sahihul Bukhari". Bayrut. 1973.
5. Nosirov O. Yusupov M. Muhitdinov M. Rahmatullaev Yu. Nishonov A. "An-Na'ym". Arabic-Uzbek dictionary. Tashkent. 2003.
6. Bell R., Watt U. M. "Koranistika". Introduction. - Moscow St. Petersburg: Dilya, 2005.
7. Encyclopedia of Islam / New edition. V. IV. - Leiden, 1977.

## A GRAMMATICAL-TRANSLATIONAL STUDY OF QUALITATIVE SEMI-PREDICATIVE DEVICES IN ENGLISH

*Abstract. This article is about a grammatical study of qualitative semi-predicative devices in English.*

*Key words. grammatical device, semi-predicative device, qualitative device, linguistic unit, real communication, variety of knowledge, misunderstanding of languages.*

Use of linguistic units in the context of clear and real communication is the object of pragmatic analysis. The relationship between speaker and listener in verbal communication occurs in the context of, the speech action requires the text of the dialogue - and this content in the context of communication. For communication to occur should be the environment. The environment, in turn, is social in nature the social stratum is manifested in relation to the culture of the group. This group includes various misunderstandings, spiritual ambiguity, as well as a general knowledge base that allows for the elimination of uncertainties the ability to use the rules to ensure the success of communication will have. A person who does not have such skills is not in communication can not be effective. In verbal communication, the "burden" of information is, of course, linguistic units fall on the "shoulder", but the norm of interpersonal relations, to full communication without mastering the system of national and cultural values Unable to access. So communicative activity requires a variety of knowledge of which, for example, if linguistic knowledge is related to the structure of the language system, encyclopedic knowledge reflects reality, and finally, interactive knowledge interacts rules that underlie a relationship and are common to a social group requires knowledge of the set. When it comes to "linguistic communication skills," it's the same this knowledge is implied. Interactive knowledge for communication participants preferably at the same level, because only in this case unity and mutual understanding can be achieved. In English, adjectives are one of the impersonal forms of the verb, and they are two different - I quality and II quality. The adjective I is the suffix *ing* at the base of the verb is made by adding, and the formation of adjective II depends on the type of verb:

If the verb is correct, add the suffix - (e) *d* to the stem1 , if the verb is incorrect, use the -*en* suffix or a way to change the sound is made with. Even the adjective form of some wrong verbs is basically I'll be fine.

1 Example: I adjective II adjective reading helped going read (red) helping gone buying bought cut

In addition to adjective verbs, adjectives or adverbs also has.

The adjective's adjectives of quality and form are syntactic that he performs functions. On the one hand, adjectives are descriptive and like quality when the joint horse comes as a horse part of the cut, on the other hand, they are in speech become like that. For example:

1) as a qualifier:

The note of rising irritation was plainly audible in Martin's voice (E. Caldwell)

He knelt in silence, and in silence Caruzo laid his on the bent head (E. Caldwell).

2) as a part of the adjective compound noun

The old man was tall and shadowy and stooping. (J. Steinbeck) Your people are excited and the word of your coming has traveled all over the two valleys (J. Steinbeck).

3) as an adjective:

Liza rose to her feet. Lavretsky followed her out. Going downstairs Liza suddenly stopped (H. James).

If stroked she would merely bow meekly and be grateful for them. (H. James).

Adjective verb features appear in the following cases:

1) I quality has the categories of perfect and ratio.

2) to receive a filler without an adjective formed from a transitive verb you can:

Then taking a pocket knife, he deftly ripped up the torn sleeve supporting the child's head against his breast, while Gemma held the injured hand (E. Caldwell). «I am happy it is you», sister Swarts said, patting Celia's hand (J. Steinbeck).

3) can be defined as an adjective.

His eyes dilated. She was quite still, hardly breathing till he spoke again (E. Caldwell).

There is no need to leave. - he said. —Oh, but I know there is, the old man said nodding wisely (J. Steinbeck).

Perfect category in adjectives. Perfect category only I are adjectives only, and the adjective is perfect and non-perfect consists of an opposition of forms. For example: reading – having read, being read - having been read.

Non-perfect - the work done by the main verb in the adjective - represents an action that is simultaneous with the action, and the perfect adjective the action expressed by the main verb - the action that took place before the action - the action shows. For example: Reading this book, I came across, many unknown words. Having read the book, I gave it to my friend.

Adjective II has only one format, so it has no the grammatical category does not exist.

Ratio category in adjectives. I made of transitive verbs has an adjective ratio category:

Net Level: Passive Level: reading being read having read having been lead

In English, adjectives are passive analytical forms, they are made by adding the adjective II to the auxiliary verb to be. Adjective II does not have a ratio category because it has one - the opposite of one is the definite and the indefinite no uniforms.

The function of the adjective in speech. 1) I adjective determiner in the function:

—I hate you! || She cried, turning on him with eyes like glowing coals (E. Caldwell) - I don't want to see you! He shouted. And the eyes burnt like burning coals (E. Caldwell).

—You are asking me why a drowning man struggles for his life. (P. J. Steinbeck) . The English adjective I, which acts as a determinant, is translated into Uzbek given through adjective forms.

The adjective I in the identifier function precedes the noun it identifies or may come later.

The active form of the I adjective, which came before the definition, is usually it is used alone, that is, it cannot come with subordinate clauses. For example: In the deepening dusk Harry looked dawn High Street and felt at home (J. Steinbeck). But it's getting darker and darker on the main street stood up and was glad to be home (J. Steinbeck). An adjective compound that controls subordinate clauses is usually used Used after identification:

Once in a while letters arrived from Alisher and Timur fighting on the front line (H. Davron). Alisher fighting on the front lines and short letters from Timur often came. (H. Davron) The hunter sipped his coffee and ate his burnt almonds with the grave and concentrated enjoyment of a cat drinking cream. (E. Caldwell). Sona to drink his coffee stretched out like a cat licking cream, a chandelier began to eat almonds with pleasure (E. Caldwell). It should be noted that the Uzbek language is a qualitative compound never comes after a horse that is being identified.

In English, the passive pronoun I is always in the post-position and corresponds to the Uzbek adjective in the passive pronoun. For example:

The hostel being built in our street is for University students.

The dormitory being built on our street is designed for university students.

The question now being discussed at the meeting is very important.

The issue currently being discussed at the meeting is very important.

Perfect forms of adjective I are not used in the determinative function. Sometimes the I adjective in the determinant function (or the turnover it generates) has considerable independence in speech and is defined by adjective I. the connection between In this case, the adjective I came in the function of a separate identifier will be Highlights are usually separated by commas. For

example: Rivera, on his knees, scrubbling, looked up, with suspended brush, his bare arm flecked with soapy, dirty water (J. London). Kneel on the floor Rivera, who was washing, raised his head, dirty water from his soaked hands drops were flowing.

Three women, chatting at the gates of a house near the small market, recognized her (A. Ismailov). Whispering in front of a door closer to Guzar standing wives recognized him from afar (A. Ismailov).

2) The adjective I is in the function of the horse part of the compound noun. The joy of the prisoners was almost overwhelming. Their speed was slow, however, because, pitfalls were somewhat common and has to be guarded against (M. Twain). The little captives do not know themselves from their joy, but they could not walk fast because there were deep lands at every step had to be careful (M. Twain).

3) As an adjective I:

a) time holi. The adjective (adjective turnover) that performs the function of Knight Holi is basic

action performed or performed at the same time as the verb – action can represent. For example:

Placing the child on the chair, the hunter knelt down beside him. . . (E. Caldwell). And having spoken, he took his stand back to the fireplace (J. Galsworthy).

A qualitative or qualitative turnover that has performed the function of time corresponds to adjectives or adverbs in Uzbek:

Sitting still, he might have been taken for a very pretty girl masquerading in male attire (E. Caldwell). It's okay to be quiet can be thought of as a girl (E. Caldwell).

Coming home from work, he would tell them about the railway or a locomotive, imitating its whistle (A. Ismailov). After work, tells his daughters the story of the train, called the "pipip" of the train (A. Ismailov).

Sometimes the adjective oborogi, which serves as a time holder and comes with while connectors:

The Governor, when sending into the legate his report of the arrest, had begged as a special favorite permission of this case (E. Caldwell). Martin was in very high spirits while driving through the fertile country (E. Caldwell).

b) all forms of causative adjective I cause causal function can do. For example: ... but remembering that he had not seen her for three weeks, he held out his hand and said rightly: Good evening; Zita, how are you? (E. Caldwell)... and being occupied in preparations for an evening visit, it passed out of her thoughts entirely (B. S lower).

c) a similar situation. An adjective used in the analogy case or adjective turnover in the Uzbek language in the form of adjective (lying + day) is correct.



Martin stood and answered slowly, as though repeating a catechism ... (E. L. E. Caldwell). Arthur stood up and said the words of the catechism replied solemnly as if repeating ... (E. Caldwell)

—I am no longer a child Harry, Mary was right. As though thinking aloud she murmured... (J. Steinbeck). —I'm not a little kid anymore, Lennie, Mary is right. Whispering as if he were saying it out loud he continued ... (J. Steinbeck).

g) as is. In English, adjectives and adjectives are used interchangeably

When it performs its function, it is translated into Uzbek by means of:

Better die standing than live bending (Proverb). Kneel down It is better to die than to live (Proverbs). Then he went on his stomach and began to eat the earth toughing mildly while he did it (J. Steinbeck). Then he fell off the cover and stiffened he began to bite the ground. (J. Steinbeck).

d) a case representing a series of actions. (adverbial modifier of circumstances). By adjective or adjective turnover is the main verb the action shown is the action that is more independent of the action. SHE IS Translation into Uzbek by the -ib form of the pronoun or personal verb forms will be done: Thought I thought so, - she said looking Harry up and down. (J. Steinbeck). -

I thought so myself, "he said, glancing at Lenny from head to toe (J. Steinbeck).

—What feeling, - she observed to Gedeonovsky in an undertone.

—A splendid! - Gedeonovsky repeated, rolling up his eyes. (H. James).

"Dear woman," said Marya Dmitrievna Gedeonovsky, looking up at the sky (H. James).

4) As part of the complex object I adjective: Mad Sam looked up and saw Harry approaching him (P. J. Steinbeck). The mad Sam raised his head and looked at Lenny, who was approaching him (P. Abraxams). And with Secret fear she saw Panshin riding into the courtyard (H. James). He saw Panshin entering the yard on horseback in fear of the unknown.

5) The adjective I as a part of the compound verb:

Kudratullah could be heard swearing (A. Ismailov). Kudratullah heard swearing (A. Ismailov).

At about ten o'clock the next morning Lavretsky was seen mounting the porch steps of Kalitin's house (H. James). The next day at ten o'clock Lavretsky They saw the keys going up to the house (H. James).

6) qualitative turnover as an introduction:

Generally speaking, it would be useful to visit Britain again but I don't think that I shall be able to do so this trip to the United States. (Daily Worker). - In general, it would be useful to be in England again, but On this trip to the United States, to land in England probably not.

However, some words are becoming more and more important in speech from limited lexical meaning and form came out adjectives are also not excluded from this general historical process. Their main task in science has become clarity,

and accordingly which has a limited lexical meaning and the above the morphological form is mainly characteristic of adjectives.

So, the verb stem is an adjective with the addition of special suffixes to the base. This is not to say that it is historically derived from an adjective. It is not the adjective or the adjective that is derived from the verb, but the two. The category may have originated from the later stratification of the ancient.

#### References:

1. Narbekova, R., & Jabbarova, A. (2020). PSYCHOLOGICAL BASIS OF TEACHING WRITING ESSAY FOR THE 1st YEAR STUDENTS AT HIGHER EDUCATION. *Архив Научных Публикаций JSPI*, 21(1). Извлечено от [https://science.i-edu.uz/index.php/archive\\_jspi/article/view/1964](https://science.i-edu.uz/index.php/archive_jspi/article/view/1964)
2. Jabbarova, A. (2020). FACTORS OF FORMATION OF PHRASEOLOGICAL UNITS. *Архив Научных Публикаций JSPI*, 1-4.
3. Jabbarova, A. (2020). SEMANTIC ANALYSIS OF PHRASEOLOGICAL UNITS EXPRESSING EVALUATION. *Архив Научных Публикаций JSPI*, 1-6.
4. Jabbarov Ulugbek. (2020). Modeling the Pedagogical Experience of England as a Factor of Improving the Quality of Training Future Teachers. *International Journal of Psychosocial Rehabilitation*, 24(04), 6683-6693. 10.37200/IJPR/V24I4/PR2020481
5. Ulugbek A. Jabbarov. Significance of Foreign Pedagogical Experience in Preparing English Language Teachers. *Eastern European Scientific Journal*, 2018, 2. <http://journale.auris-verlag.de/index.php/EESJ/article/view/899/973>
6. Khodjayev, B. K. (2016). MODERNIZATION DIDACTIC PARAMETERS OF DEVELOPMENT HISTORICAL THINKING IN THE PUPILS OF SECONDARY SCHOOLS. *Wschodnioeuropejskie Czasopismo Naukowe*, 6(4), 6-9.

**THEOLINGUISTICS: MAIN ASSUMPTIONS**

*Annotation: It is impossible to imagine the emergence and development of any culture without taking into consideration the role of religion on it. Religion preceded the culture as a religious cult from the ancient times, and so it became the source, the cradle of the human culture.*

*Key words: humanity special position, religion as the main value.*

Moreover, this integrity between religion and culture makes a common link in the history of humankind. As distinctive feature of any religion may be seen in belief (faith) in the supernatural and perfect one, that is mostly qualified as God. Along with the culture in the core of religion as the main value is seen a man. This privilege is explained by the unique spiritual nature of human being, which is mainly formed by the usage of the language. This reason from point of view of religion gave humanity special position above the other creatures that exist in the universe, as it is with the help of the language, there exist, function and reproduce certain spiritual beliefs that contain sacred meaning. Relationship of religion and language can be traced back to the whole history of linguistic investigations starting from Grammar of Panini, Arabic linguistics, ParRoyal grammar, emergence of classic and Semitic philology, exegetic and hermeneutics, lexicography and translation theory and others. In this regard, we can claim that traditionally, the problem of "language and religion" is considered in philosophy, theology (theology), religious studies, linguistics (linguoculturology, ethno linguistics, anthropolinguistics) and other sciences. Due to the importance and popularity of the religion and religious issues, as an object of the study in many disciplines as mentioned above, a new direction named Theolinguistics emerged in the field of linguistic sciences in 1981. Generally, Theolinguistics is determined as one of the linguistic directions in the framework of the established anthropocentric paradigm. This term was introduced by the Belgian linguist Jean-Pierre van Noppen, who focused his attention on the study of the relationship between language and religious thought and practice. In his preface of collection of papers named, "Theolinguistics" van Noppen [1981] introduces Theolinguistics as "The pluridisciplinary field of investigation offered by the linguistic articulation of religious belief and thought - a notion condensed, in a Western perspective, in the neologism *Theolinguistics* - raises a number of issues that are, at least, far from being exhausted. The new term covers an area of interest with a history as old and respectable as Man's attempt to voice, with the means of conception and expression at his disposal, his understanding of the divine but it is

meant to refer more specifically to the interest in language whose origins can be traced back to the turn of the century, and which was to result in the church-wide debate over religious language - a debate which gained momentum on the eve of the 'Death of God' movement and which, unabated by more recent trends on the theological scene, claimed for years a priority in theological thought.” [Noppen, 1999; p 428] Another significant contribution in the emergence and popularity of the term “Theolinguistics” is an introduction of it by D. Crystal in Cambridge linguistic Dictionary in 1993 and A.Wagner’s report at the annual 32nd Linguistic Colloquium, held in Kassel where he used this term. Over the past three decades, in different countries of the world (Netherlands, Germany, Great Britain, Poland, Serbia, Ukraine, Belarus, Russia, Slovakia, Belgium, etc.), scientists have actively studied various aspects of the language of the religious sphere. Language and religion as an object of research has entered the circle of interests of linguists in the post-Soviet space relatively recently in connection with well-known events in the late twentieth century. Several directions got their development, and many synonymous epithets appeared that nominate the object under study: religious-preaching, church-religious, church-preaching, churchbiblical, liturgical, liturgical, sacred, etc. And although, according to many researchers, the term religious language is the most neutral, it did not acquire an unambiguous attitude to itself, which led to the use of the terms “religious discourse” [Karasik, Slyshkin] , "Religious style [Mistrik,Itskovich], “religiouspreaching style” [Golberg, Gosteeva] “ religious communication ” [ Rozanova]. As an example of the works done in Theolinguistics by Uzbek linguists can be regarded M.R.Galiyeva’s research where she claims, that investigations focused on the linguistic study of reflection mythological-religious factors should be conducted in line with an independent interdisciplinary linguistic discipline - theolinguistics, which received various terminological notions. Within number of these notions, the term "theolinguistics" is most appropriate because of terminological appropriacy of discipline nomination, that reflects the interaction of theology and linguistic and clearly represent the direction of linguistic research; the universal nature of the term, because there is definitely no specific religious or denominational affiliation (i.e. Orthodox linguistics, Orthodox Christian cooling system); lack of stylistic and generic limitations of the term (i.e. religiousstyle preaching, religious language, liturgical language, religious style, biblical style). From the position of M.R.Galieva direction Theolinguistics is designed to study the reflection of mythological and religious consciousness in the linguisti world picture on the basis of achievements and methods of both traditional (comparative linguistics, lexicology, stylistics, grammar, etc.) and new interdisciplinary linguistic disciplines (cognitive linguistics, linguaculturology, pragmalinguistics, etc.). [Galieva, 2018] Her study of language material from the standpoint of Theolinguistics shows that multi-level units in the system of any language represent religiously marked units. In her work, she investigated the verbalization of the religious world picture at the level of lexical, phraseological and

parameological units and text. The subject of research of Theolinguistics is the study of various aspects of the interaction of religion and language, and analysis of how language functions in religious situations, and how various manifestations of religion are reflected in language. The objects of study of Theolinguistics are: a "religious language"; religious discourse, religious lexics, semantic and stylistic aspects of religious discourse, theory of the origin of the language, description of the language of religious communication, genealogy of religious texts, theology of theolinguistics, language of homilies and sermons, translation of religious texts, prayers, religious vocabulary and lexicography, religious style texts, religion in the media, language of religious songs and other questions - in a word, all the phenomena associated with God, which are fixed and reflected in the language. Theolinguistics, in comparison with other synthetic branches of linguistics (sociolinguistics, psycholinguistics, linguoculturography, etc.), based on one field of knowledge - science, combines ideas from disciplines belonging to different fields of knowledge. That is, linguistic representations from the sphere of science are combined with theological representations from the sphere of theology (religion). The analysis of the language, performed on the material of a religious text and provided with theological commentary, is recognized as theolinguistics. Recently, there are several approaches in linguistics to study the problems of the interrelation of religion and language. The most developed is functional-stylistic approach to the study of religious language. Many scientists underline the significance of highlighting of religious style as special functional style in the system of functional styles [Krisin, 1992; Mistrik, 1992; Proxvatilova, 2006; Wojtak, 1992; Umarkhodjaev, 2011 etc.]. Therefore, we conclude that, in fact, Theolinguistics studies include those in which linguistic units and language levels, genres, styles considered from the perspective of religious consciousness and the religious linguistic picture of the world. For fulfilling research tasks Theolinguistics uses the achievements of a number of adjacent linguistic disciplines characterized by interdisciplinary approach to the study of linguistic phenomena such as sociolinguistics, psycholinguistics, communicative linguistics and, cognitive linguistics and others combining them with sub branches as general, private, synchronic and diachronic Theolinguistics.

#### **Reference:**

1. Галиева М.Р. Теолингвистика: истоки, направления, перспективы / М.Р.Галиева – Ташкент: VneshInvestProm, 2018.-260 с.
2. Гольберг И. М. Религиозно-правоведческий стиль современного русского языка: Моральные концепты. Авт. дис...к.ф.н.- М., 2002. 16-с.
3. Гостеева С.А. Религиозно-правоведческий стиль в современных СМИ/Журналистика и культура речи.- Вып.2.-М/МГУ, 1997.-С. 87- 94
4. Карасик В. И. Языковой круг: личность, концепты, дискурс. Москва: Гнозис, 2004.
5. Кончаревич К., 2012, К теоретико-методологическому обоснованию сопоставительной теолингвистики (на материале русского и сербского

языков) [в:] Достижения и перспективы сопоставительного изучения русского и других языков, Белград, с. 14–22

6. Крысин Л. П. Религиозно-проповеднический стиль и его место в функционально-стилистической парадигме современного русского литературного языка // Поэтика. Стилистика. Язык и культура: Памяти Т. Г. Винокур. М., 1996. С. 135-138



*Kubayeva M.T.  
Samarqand veterinariya meditsinasi institute  
O'zbekiston, Samarqand*

**SAMARQAND VILOYATINING KARBONATLI O'TLOQI-BO'Z  
TUPROQLARI SHAROITIDA KUZGI BUG'DOY ANG'IZIDA  
AYETISHTIRILGAN MOSHNING GULLASHI VA DUKKAK HOSIL  
QILISHGA MAKRO- VA MIKROO'G'ITLARNING TA'SIRI**

*Annotatsiya: Ushbu maqolada Samarqand viloyatining karbonatli o'tloqi-bo'z tuproqlari sharoitida kuzgi bug'doy ang'izida yetishtirilgan moshning gullashi va dukkak hosil qilishga makro va mikroo'g'itlarning ta'sir qilish omillari ko'riladi. Shuningdek maqolada kuzgi bug'doy ang'izida mosh yetishtirishda makroo'g'itlar fonida molibden mikroo'g'itidan foydalanish, xususan urug'likni molibdenning 0,05% li eritmasida ivitish, turli davrlarda 0,5 kg/ga me'yorda tuproqqa qo'llash hamda g'unchalash va gullash fazalarida barglan oziqlantirishlar sinalgan va olingan natijalar statistik tahlil qilingan.*

*Kalit so'zlar: Ang'iz, mosh, mikroelement, o'sish, rivojlanish, hosildorlik, hosil sifati.*

*Kubayeva M.T.  
Samarkand veterinary Medical Institute  
Uzbekistan, Samarkand*

**INFLUENCE OF MACRO - AND MICRO-ORGANISMS ON THE  
FLOWERING AND FORMATION OF LEGUMES OF AYETTED MOSH  
IN AUTUMN BUG'DOY ANGIZI IN THE CONDITIONS OF  
KARBONATLI MEADOW-BURZ SOILS OF SAMARKAND REGION**

*Annotation: in this article, the factors affecting macro-and micro-organisms on the flowering and formation of legumes of mosh grown in the autumn Anoy Angi in the conditions of karbonatli Meadow-Burz soils of Samarkand region are seen. Also in the article, the use of microbial molybdenum against the background of macro-organisms in the cultivation of mosh in autumn crops, in particular, fertilization of seeds in 0,05% molybdenum solution, application of normative soil to 0,5 kg / ha in different periods, leaf feeding in the budding and flowering phases were tested and the results obtained were statistically analyzed.*

*Keywords: angina, mosh, mikroelement, growth, development, productivity, yield quality.*

Ma'lumki, o'simlikni biologik jihatdan eng yetuk davri uning gullagan davri hisoblanadi. Tuproqda oziqa elementlari va namlik yetarlicha bo'lsa, o'simlikda ushbu jarayon maqbul tarzda kechadi, hosil elementlari ko'payadi. Lekin, o'simlikda hosil bo'lgan gullarning barchasi bir tekis changlanmaydi, changlanib ulgurgan hosil elementlarining bir qismi oziqa moddalar va namlikning yetishmasligi oqibatida to'kilib ketadi. Shunisi ahamiyatliki, o'simlik hosilini qanchalik miqdorda saqlab qolishi va to'plashi uning ekish muddatlari va me'yorlari bilan bevosita bog'liqdir (M.T.Kogay, 1966; K.Krivoruchko, 1983; M.M.Mirzovaliyev, 1987, 1988; D.K.Kasimov, U.M.Maxmaderov, M.D.Nasirova, 2001). Ayniqsa, mosh ang'izga takroriy ekin sifatida ekilganda, uning makro- va mikroo'g'itlar bilan oziqlanishiga aniqlik kiritish kelgusida moshdan yuqori va sifatli hosil olishni ta'minlab beradi.

Odatda, mosh 6-7 bo'g'in oraliq'idan gullay boshlaydi, guli dastlab yuqoriga tomon ko'tarilib boradi va keyinchalik pastga tushadi. Moshning bosh poyasidan avval birinchi shoxlari pastda bo'lib, ulardan ikkinchi tartibdagi shoxlari yuzaga keladi. Lekin, moshning faqat birinchi tartibdagi shoxlaridagi gullari gullaydi. Aniqlanishicha, mosh ang'izga ekilganda ekish muddatlari va me'yorlariga bog'liq ravishda gullashi 10-15 kun davom etadi (A.P.Pilov, 1978).

Samarqand viloyatining karbonatli o'tloqi-bo'z tuproqlari sharoitida kuzgi bug'doy ang'izida mosh yetishtirilganda uning gullashi, gullarining changlanib dukkak hosil qilish makro- va mikroo'g'itlarga bog'liq ravishda o'zgarib borishi kuzatildi. Tajribadan olingan ma'lumotlar 1-jadvalda keltirildi.

Olingan ma'lumotlarga qaraganda, kuzgi bug'doy ang'iziga mosh urug'lari molibdenning 0,05 %li eritmasida ivitilib ekilganda gullar va shakllangan dukkaklar soni urug'lar oddiy suvda ivitilib ekilgandagiga (nazorat) qaraganda yuqori ko'rsatkichga ega bo'ldi. Lekin, molibdenni tuproqqa berishning keyinga surilishi hamda bargdan oziqlantirilganda gullar va shakllangan dukkaklar soni kamayib bordi.

## 1-jadval

### Ang'izda yetishtirilgan moshning gullashi va dukkaklar tugishi, bir tupda (2018-2019 yy.)

№	Gullar soni, dona	Dukkaklar soni, dona	Gullar soniga nisbatan hosil bo'lgan dukkaklar, %
1	47,8	12,3	25,7
2	51,6	13,6	26,4
3	53,7	15,4	28,7
4	52,8	15,0	28,4
5	53,0	15,1	28,5
6	51,8	14,7	28,3

Hosil bo'lgan gullardan dukkaklar tugishi tajriba variantlariga bog'liq ravishda 25,7 foizdan 28,7 foizgacha o'zgardi. Mosh ang'izga iyul oyining boshida ekilganda (1.07) tajriba variantlariga bog'liq ravishda har bir tupdagi

gullar soni 47,8-53,7 donani tashkil etib, eng yuqori ko'rsatkich  $N_{35}P_{70}K_{40}$ +urug'ni (0,05 %li Mo) ivitish+5-6 barglik fazasida (0,5 kg/ga Mo) tuproqqa qo'llash variantida aniqlandi va 53,7 donaga teng bo'ldi.  $N_{35}P_{70}K_{40}$ +urug'ni (0,05 %li Mo) ivitish+shoxlanishda (0,5 kg/ga Mo) tuproqqa qo'llash variantida gullar soni nisbatan kam bo'lib, har bir tup moshda o'rtacha 52,8 donani tashkil etganligi aniqlandi.  $N_{35}P_{70}K_{40}$ +urug'ni (0,05 %li Mo) ivitish+shoxlanishda (0,05 %li Mo) bargdan oziqlantirish variantida 53,0 dona,  $N_{35}P_{70}K_{40}$ +urug'ni (0,05 %li Mo) ivitish+gullashda (0,05 %li Mo) bargdan oziqlantirish variantida esa 51,8 dona bo'lganligi kuzatildi. Yuqoridagilarga mutanosib holda shakllangan dukkaklar soni ham o'zgarganligi aniqlandi.

Demak, kuzgi bug'doy ang'iziga makroo'g'itlar fonida mosh urug'larini molibdenning 0,05 %li eritmasida ivitib ekish hamda 5-6 barglik fazasida molibdenni 0,5 kg/ga me'yorda qo'llash o'simlikda gullar va dukkaklar ko'proq hosil bo'lishga, natijada hosildorlikning yuqori bo'lishini ta'minladi.

Kuzgi bug'doy ang'izida yetishtirilgan moshning dukkaklari va dukkaklaridagi donlarini shakllanishiga oid ma'lumotlar 3.4-jadvalda keltirilgan.

Moshda dukkaklarning shakllanishiga oid ma'lumotlarga asoslanib, shu narsani alohida ta'kidlash joizki, dukkaklar moshning yuqori va pastki yaruslarida bo'lsa-da, asosiy qismi o'rta yarusda joylashgan bo'ladi (S.Powar, C.Bhatia, 1981; BrA.Satyan, K.S.Prakash, 1988; M.Altab Hossian, M.Fazlul Karim, 1991; M.D.Nosirova, 2008).

## 2-jadval

### Kuzgi bug'doy ang'izida yetishtirilgan moshning umumiy dukkaklari soni (bir tupda)

Tajriba variantlari	Dukkaklarning umumiy soni, dona		
	2015 yil	2016 yil	o'rtacha
$N_{35}P_{70}K_{40}$ (fon)+urug'ni suvda ivitish (nazorat)	9,3±0,6	9,1±0,5	9,2
Fon+urug'ni (0,05 % li Mo) ivitish	11,6±0,4	12,6±0,6	12,1
Fon+urug'ni (0,05 % li Mo) ivitish +5-6 barglikda (0,5 kg/ga Mo) tuproqqa	16,4±0,6	17,4±0,5	16,9
Fon+urug'ni (0,05 % li Mo) ivitish +shoxlanishda (0,5 kg/ga Mo) tuproqqa	14,2±0,4	15,3±0,6	14,8
Fon+urug'ni (0,05 % li Mo) ivitish +shoxlanishda (0,05 % li Mo) barg orqali	14,7±0,5	15,2±0,4	15,0
Fon+urug'ni (0,05 % li Mo) ivitish + gullashda (0,05 % li Mo) barg orqali	12,5±0,6	13,4±0,5	13,0

Olingan ma'lumotlarga qaraganda, ang'izda yetishtirilgan mosh dukkaklarining shakllanishi makro- va mikroo'g'itlarga mutanosib ravishda o'zgardi. Dukkaklar soni tajriba variantlarida o'rta hisobda har bir o'simlikda 12,3 donadan 15,4 donagacha bo'lishini ko'rsatdi. Masalan,  $N_{35}P_{70}K_{40}$ (fon)+urug'ni suvda ivitish (nazorat) variantda dukkaklar soni o'rtacha 12,3 donani tashkil etgan

bo'lsa, makroo'g'itlar fonida urug'larni ammoniy molibdatning 0,05 %li eritmasida ivitib ekish variantida 13,6 dona yoki nazorat variantga nisbatan 10,6 % ko'p bo'lishi ta'minlandi. Eng yuqori ko'rsatkich makroo'g'itlar fonida urug'ni ammoniy molibdatning 0,05 %li eritmasida ivitish bilan birga 5-6 barglik fazasida ammoniy molibdatni 0,5 kg/ga me'yorda tuproqqa qo'llash variantida kuzatilib, dukkaklar soni 15,4 donani tashkil etdi yoki nazorat variantga qaraganda 25,2 %ga ko'p bo'ldi (2-jadval).

Demak, moshni kuzgi bug'doy ang'iziga ekishda, makroo'g'itlar fonida urug'larni ammoniy molibdatning 0,05 %li eritmasida ivitish bilan birgalikda o'simlikning shoxlanish fazasida ammoniy molibdatni 0,5 kg/ga me'yorda qo'llash o'simlikda dukkaklar soni oshishini ta'minlaydi.

Dukkakli ekinlarning hosildorligi don soni va donning massasi bilan ham bevosita bog'liqdir. Lekin, donlarning ko'p bo'lishi doim ham yuqori hosil yetishtirishga asos bo'lolmaydi. Chunki, donlarning soni bilan birga salmog'i ham talablar darajasida bo'lsagina, yetishtirilgan hosilning mo'l va sifatli bo'lishi ta'minlanadi (M.D.Nosirova, 2003, 2012; M.Altab Hossian, M.Fazlul Karim, 1991; S.Powar, C.Bhatia, 1981; Br.A.Satyan, K.S.Prakash, 1988; N.Ravshanova, M.Atamurodova, 2012). Shu sababli ham kuzgi bug'doy ang'izida takroriy ekin sifatida yetishtirilgan moshning dukkaklaridagi donlar soni va don massasining agrotexnologik tadbirlarga bog'liqligini o'rganish muhim ilmiy va amaliy ahamiyat kasb etadi.

Kuzgi bug'doy ang'izida yetishtirilgan moshning dukkaklaridagi don soni va 1000 dona don massasi tahlili natijalari 3-jadvalda keltirilgan.

**3-jadval**

**Ang'izda yetishtirilgan mosh dukkaklaridagi donlar soni va 1000 dona don massasi (2018-2018 yy.)**

№	Takrorliklar bo'yicha dukkakdagi donlar soni, dona				Takrorliklar bo'yicha 1000 dona don massasi, g			
	I	II	III	o'rtacha	I	II	III	o'rtacha
1	13,7±0,5	13,4±0,3	13,1±0,4	13,4	41,5±1,2	41,3±0,9	41,1±1,1	41,3
2	14,4±0,4	13,9±0,3	13,7±0,5	14,0	40,7±1,1	40,3±1,2	40,2±1,0	40,4
3	14,6±0,4	14,8±0,5	14,4±0,4	14,6	38,4±1,1	38,8±0,9	38,9±1,2	38,7
4	14,2±0,5	14,1±0,7	13,7±0,4	14,0	38,0±1,2	38,4±0,8	38,5±1,2	38,3
5	14,4±0,3	14,9±0,5	14,2±0,3	14,5	38,9±1,3	38,5±1,0	38,4±1,2	38,6
6	13,8±0,6	13,6±0,6	14,30,4	13,9	38,4±1,2	38,7±1,1	38,1±1,3	38,4

Tadqiqotlar natijasiga qaraganda o'simlikni faqatgina makroo'g'itlar bilan o'g'itlashga qaraganda, makroo'g'itlar fonida ammoniy molibdatni turli usullarda qo'llash bilan dukkakdagi donlar soni va salmog'i biroz o'zgarishi hisobga olindi. Masalan, N<sub>35</sub>P<sub>70</sub>K<sub>40</sub>(fon)+urug'ni suvda ivitish (nazorat) variantda dukkakdagi donlar soni o'rtacha 13,4 donani tashkil etgan bo'lsa, makroo'g'itlar fonida urug'larni ammoniy molibdatning 0,05 %li eritmasida ivitib ekish variantida 14,0 dona yoki nazorat variantga nisbatan 4,5 % ko'p bo'lishi ta'minlandi. Eng yuqori

ko'rsatkich makroo'g'itlar fonida urug'ni ammoniy molibdatning 0,05 %li eritmasida ivitish bilan birga 5-6 barglik fazasida ammoniy molibdatni 0,5 kg/ga me'yorda tuproqqa qo'llash variantida kuzatilib, dukkakdagi donlar soni 14,6 donani tashkil etdi yoki nazorat variantga qaraganda 9,0 %ga ko'p bo'ldi. Mikroo'g'itni tuproqqa qo'llash kechiktirilganda (gullashda) dukkakdagi donlar soni nisbatan kamayib, bitta o'simlikda 14,0 donani yoki nazoratga nisbatan 4,5 % ko'p bo'ldi (3.5-jadval).

Tajribada ammoniy molibdatning 0,05 %li eritmasini barg orqali purkash variantlarida ham dukkaklar soni ko'payishi ta'minlandi, biroq bu ko'rsatkich bo'yicha ham mikroo'g'itni tuproqqa qo'llashga qaraganda samaradorligi birmuncha kam bo'lganligi hisobga olindi. Masalan, makroo'g'itlar fonida urug'larni ammoniy molibdatning 0,05 %li eritmasida ivitib ekish bilan birgalikda shoxlanish fazasida uning 0,05 %li eritmasi barg orqali purkalgan variantda har bir dukkakda o'rta hisobda 14,5 dona don shakllangan bo'lib, nazoratga nisbatan 8,2 % ziyodligi, shuningdek, barg orqali oziqlantirishni keyinga surish, ya'ni gullash fazasida qo'llash variantida dukkakdagi donlar soni shoxlanish fazasida purkalgandagiga qaraganda biroz kamroq bo'lsa-da, har bir dukkakdagi don 13,9 donani tashkil etib, nazorat variantdagiga nisbatan 3,7 % ko'p bo'lganligi qayd etildi.

Dukkakdagi don massasini aniqlash bo'yicha o'tkazilgan tadqiqotlarda 1000 dona don massasi qo'llanilgan makro- va mikroo'g'itlarga bog'liqligini ko'rsatdi.

Tajribada makroo'g'itlar fonida ammoniy molibdatni turli usullarda qo'llash bilan 1000 dona don massasi biroz o'zgarganligi qayd qilindi. Masalan,  $N_{35}P_{70}K_{40}$ (fon)+urug'ni suvda ivitish (nazorat) variantda 1000 dona don massasi o'rta hisobda 41,3 g ni tashkil etgan bo'lsa, makroo'g'itlar fonida urug'larni ammoniy molibdatning 0,05 %li eritmasida ivitib ekish variantida 40,4 g yoki nazorat variantga nisbatan 2,2 % kam bo'lishiga olib keldi. Makroo'g'itlar fonida urug'ni ammoniy molibdatning 0,05 %li eritmasida ivitish bilan birga 5-6 barglik fazasida ammoniy molibdatni 0,5 kg/ga me'yorda tuproqqa qo'llash variantida 1000 dona don massasi 38,7 g ni tashkil etdi yoki nazorat variantga qaraganda 6,3 %ga kam bo'ldi. Mikroo'g'itni tuproqqa qo'llash kechiktirilganda (gullashda) 1000 dona don massasi yanada kamayib, 38,3 g ni tashkil etdi yoki nazoratga nisbatan 7,3 %ga kam bo'ldi (3-jadval).

Tajribada ammoniy molibdatning 0,05 %li eritmasini barg orqali purkash variantlarida ham 1000 dona don massasi kamayishi kuzatildi, shu o'rinda ta'kidlash lozimki, samaradorligi bo'yicha mikroo'g'it eritmasini barglarga purkash va tuproqqa qo'llash deyarli bir xil bo'lganligi qayd etildi. Masalan, makroo'g'itlar fonida urug'larni ammoniy molibdatning 0,05 %li eritmasida ivitib ekish bilan birgalikda shoxlanish fazasida uning 0,05 %li eritmasi barg orqali purkalgan variantda 1000 dona don massasi o'rta hisobda 38,6 g bo'lib, nazoratga nisbatan 6,5 % kamligi, shuningdek, barg orqali oziqlantirishni keyinga



surish, ya'ni gullash fazasida qo'llash variantida 38,4 g ni tashkil etib, nazorat variantdagiga nisbatan 7,0 % kam bo'lganligi qayd etildi.

Shu o'rinda ta'kidlash kerakki, mosh urug'lari ammoniy molibdat bilan ishlov berilib ekilganda o'simlik yaxshi o'sishi, rivojlanishi, gullarning yaxshi changlanishi kuzatilib, o'simlikda ko'plab dukkaklar paydo bo'ldi, ularda o'z navbatida ko'p sonli don shakllandi. Donlar sonining ortishi esa mutanosib ravishda 1000 dona don massasiga ta'sirni o'tkazganligi tajribada qayd etildi. Dukkakdagi donlar soni va 1000 dona don massasi o'rtasidagi korrelyasion bog'liqlik o'rganilganda, 1000 dona don massasining dukkakdagi donlar soniga bog'liqligi teskari aloqada ekanligi aniqlandi. Bunda bog'liqlik analitik ifodalanishiga ko'ra to'g'ri, yo'nalishining o'zgarishiga ko'ra teskari bo'lib, regressiya tenglamasi  $y=a-bx$ , korrelyasiya koeffitsiyenti  $r=-0,62$ , determinasiya koeffitsiyenti  $R^2=0,38$  ga tengligi aniqlandi

#### **Foydalanilgan adabiyotlar:**

1. Кузиева А. Влияние различных форм фосфорных удобрений на агрохимические свойства сероземно-оазисных почв и урожайность хлопчатника // Автореф. дис. ... канд. с.-х. наук. - Т.: 1990. - 24 с. 55.
2. Мамасолиева Л.Э., Мячина О.В., Алиев А.Т., Яковлева И.А., Ким Р.Н., Исакова Д.Х. Изменение процессов минерализации и гумификации в сероземной почве под влиянием новых фосфорных удобрений // Тупрок унумдорлигини оширишнинг илмий ва амалий асослари: Халқаро илмий-амалий конференция материаллари тўплами. - Тошкент, 2007. I-қисм. - Б. 122-125. 56.
3. Машрабов М.И., Хайитов М.А., Хошимов Ф.Ҳ. Турли ўғит меъёрларининг тупрок таркибидаги ҳаракатчан фосфор микдорига боғлиқлиги. // Агро илм. Тошкент, 2013. - № 3 (27). - Б. 66-67. 57. Машрабов М.И., Хайитов М.А. Тупрок фосфат режими ва ғўзанинг ўсиши-ривожланишида комплекс ўғитларнинг таъсири. // Агро илм. Тошкент, 2015. - № 4 (36). - Б. 12-13.



*Madrimova Yo.*  
*teacher*  
*Nukus State Pedagogical Institut*  
*Teacher of Uzbek literature*  
*faculty of Turkish languages*  
*Uzbekistan, Nukus*

## TRANSLATION PROBLEMS

*Annotation: The stronger the skill of the translation profession, the more beautiful and clear the translated work will be delivered to the reader, and in today's article we will provide information about the achievements and shortcomings in the translation of Alisher Navoi's works.*

*Keywords: Alisher Navoi, ghazal, translator, Karakalpak.*

Today, serious and complex changes are taking place in all spheres of society. The field of translation is no exception. The organization and analysis of the spiritual values of every nation, wherever humanity is, the sense of artistic mastery is inextricably linked with this basic art of translation. Literary scholar Naim Karimov compares the literary translation as follows: "Wherever a person lives, in any part of the globe, he needs to discover new scenes of life, to get acquainted with life on the other side of rivers, seas and even the oceans, to enjoy the sources of life there." .

The "bridge" that was built between literature in response to this human need is now called an artistic translation. Translation of Uzbek national classics occupies an important place in translation studies.

It is known that since the VII century, the Arabic language had a strong reputation in Central Asia, including modern Uzbekistan. In this language, many of our representatives have created and written. From this period onwards, works written in Arabic were translated into Persian and Turkish.

The work, translated into Turkish in 1340 at a time when Arabic was the dominant language, is the epic of Nizami Ganjavi, Khusrav and Shirin. In particular, he honored the founder of the Uzbek school of translation, Sayfi Sarayi, who translated Gulistan's work Gulistan into Turkish. Since that time, the art of translation of Turkic languages has been developing and making a small contribution to the development of Uzbek culture. If we organize the art of translation periodically, it creates the main source of Uzbek literature. It should be noted that Khusrav and Shirin (Nizami Ganjavi), Gulistan (Sadi), Shohnoma (Firdavsi), Kalila and Dimna. In particular, a number of works of Russian literature have been skillfully translated by Uzbek writers. In particular, the translations of the works of AS Pushkin, L. Tolstoy, IA Krylov are still loved and read as a means of education as the main source of educational literature.

Especially in children's literature, these examples of translation occupy an invaluable place.

In this regard, it is necessary to emphasize the following views of Naim Karimov on translation. In other words, Oybek learned a lot in the process of translating Pushkin's works and said that he was the basis for the creation of new works in Uzbek literature. If we analyze the work of Uzbek writers on translation, it creates a strong scientific process. Naturally, this article deals with the translation (based) of Turkic languages, and in recent years in Uzbek literature this process has been waiting for the scientific, philosophical foundations of thinking, analysis. It should be noted that if we look at the history of translation of Uzbek literature into foreign languages and its organization abroad during the period of independence, we have a rich experience in this area.

Currently, our young people are translating samples of Uzbek literature into English, German, French, Chinese, Japanese and Korean. For example, Oybek's translations of Navoi and G. Gulom's Shum children's work were highly praised by the American scientist Eliza Britten. Both translated literatures have been recognized as one of the unique masterpieces of Uzbek literature.

In particular, K. Kurambayev's book "Kongil bergi sozimga" analyzes the works of A. Navoi in the Turkmen language and Turkmen literature. At the same time, in this book, B. Kerbobayev, Y. Nosir, B. Seytokov, H. Ismoilov, P. Seyidov, Sh. Ekinov named the authors who translated A. Navoi's works into Turkmen. In recent years, more attention has been paid to the comparative organization of A. Navoi's work with the literature of the Turkic peoples. In particular, in recent years there has been a process of organizing the impact of Navoi's work on the Azerbaijani, Tajik, Kazakh and Karakalpak literature.

For example, in the research and articles of such scholars as K. Maksetov, K. Mambetov, S. Akhmetov, A. Murtazayev, B. Kalimbetov, A. Pakhratdinov, K. Mambetnazarov, who have done a lot of work in Karakalpak literature, we meet the general views on the impact on Karakalpak literature. Namely, looking at the influence of A. Navoi's traditions on Karakalpak literature and scientifically generalizing on the basis of the sources of translation of A. Navoi's works into Karakalpak language requires us to analyze the peculiarities and differences of literary influences and connections.

Literary scholar K. Kurambaev, in his book Translation and the Responsibility of a Translator, put it this way: There is another problem with the responsibility of a translator. It is a matter of choosing an interpreter. This issue cannot be considered as a secondary matter. Since the root of the shortcomings in the translation literature is related to the activities of the translator, it is time to increase the demand in this area. Indeed, being an interpreter requires a great deal of responsibility. In particular, there is a large translation flow in Karakalpak literature.

But here the critique of translation, the comparative analysis of translators with each other, is not enough. Recognizing the above, we would like to cite the

example of a well-known literary scholar Sh. Ayapov in the translation of A. Navoi's works into Karakalpak. In particular, A. Navoi's work has been translated into many Turkic languages. Sh. Ayapov translated Navoi ghazals into Karakalpak language.

Original:

*Waiting for the moment to come out,  
It came to my mind, but it didn't hurt.  
When the moon is as clear as snow, there are seven precautions  
It's not as dark as it used to be.*

Translation:

*Қарарман жолыңа шығып, жаным аўзыма тақалды,  
Шеп буроның минез-құлқы, жамандур пейли **Келмеді.**  
Айжарығынан қорқтыма, гап-сөзлерден ол қорқтыма?  
Өтпес пышақ пенен қыйнап ол мени сойды **Келмеді**56.*

The poetic content of the original is translated into black words. It is difficult for an interpreter to feel Navoi's emotions flowing. True, translating Alisher Navoi's works into another language is a complex creative work. However, using some of his ghazals, he was able to turn the content into a better form:

*It doesn't make me want the little conversation I want,  
I don't care what anyone says to me.*

In translation

*Бәзимини қубәйледим, олрәуа көрген емес,  
Сәўбетимди истер жаннан кеўил мана сезген емес.*

The verses in Navoi's verse have opposite meanings. In the first line, the poet says that the people I like do not talk to me, and in the second verse, Navoi says that he does not want to talk to people who want to talk to me. The translator was able to convey the feelings in the heart of the lyrical protagonist, who was able to convey the idea in the byte as the original.

It is difficult to translate the works of the great poet A. Navoi, in particular, his ghazals into another language, say, a Turkic language, as it is, and it requires a lot of work, knowledge and intelligence. To do this, he must be aware of the secrets of Navoi's sharia, even if the translator does not have an incomparable level of sharp imagery.

#### References:

1. Sh. Mirziyoyev. We will build our great future together with our brave and noble people Tashkent, Uzbekistan, 2016.
2. Navoi. Works. 15 vols 3 vols. 1964. p.85
3. Alisher Nao'ayy. Elected. - Nökis, Karakalpakstan, 1991, p
4. A. Navoiy. Baqo guli. - Tashkent, 1991. Page 9
5. K. Kurambaev "Translation and the responsibility of the translator" - Tashkent 2007.

## Websites:

[www.ziyonet.uz](http://www.ziyonet.uz)  
[www.ziyouz.com](http://www.ziyouz.com)

## **ALGAE AND THEIR USEFUL PROPERTIES**

*Abstract: This article discusses algae and their beneficial properties.*

*Key words: Red algae, kelp, spirulina, arame, wakame*

Red algae have been widely used in oriental medicine for centuries. So, they have an anti-sclerotic effect.

Red algae are effective in treating cancer, especially breast cancer. Statistics show that the incidence of breast cancer in Japan is 83% lower than among women in Europe. Scientists have found that nutrition, and in particular the use of algae, plays a significant role in this. Investigating red algae and conducting experiments on animals, scientists at the University of Malaysia have found that these plants are 27% more effective and safer than conventional chemotherapy, which patients receive according to standard treatment programs.

Red algae are actively involved in the restoration of the physiological functions of the skin.

At present, scientists have paid close attention to the red coral algae lithothamnia. Its mineral composition includes over 30 minerals. It is especially rich in magnesium and iron, calcium carbonate. There is more iron in a kilogram of these algae than in several tons of sea water.

Calcium preparations are created from amino acids of seaweed. Moreover, what is especially valuable, this calcium is a natural product that serves the circulatory and skeletal systems of adults and children with equal success.

The use of red algae in its natural form and in the form of medical preparations improves metabolism, blood circulation processes, increases the resistance of brain tissues to hypoxia and toxic effects. Since ancient times, red algae have been used to combat parasites that have settled in human and animal organisms.

Algae is damn it, no, divinely useful: the richest set of minerals and trace elements, as well as many vitamins. It is no coincidence that Chinese healers used seaweed already in the 7th century.

Science knows about 30 thousand species of algae. Some of them have been used by humans for hundreds of centuries. From other species we extract such valuable raw materials as agar, carrageenan, iodine. Without many underwater plants, advanced pharmaceuticals and cosmetology would not exist.

Kelp has long been so popular among the people that most people know it under the name - seaweed. There are many types of kelp. The most popular are Japanese kelp, which grows in the southern regions of the Sea of Japan and the Sea of Okhotsk; sugary kelp and palmate, common in the Kara and White seas. In

addition to the mass of other useful substances, kelp is especially valuable for iodine contained in algae in a very rare form - organic.

Spirulina is a microscopic spiral-shaped alga that grows in salt and fresh water. Its nutritional value was discovered many centuries ago by the Aztecs and other ancient tribes of American Indians. Spirulina was an important part of their daily diet until the 16th century. The fact is that it contains one and a half times more complete protein than soybeans. Today spirulina is processed into tablets and powders. They are added to the diet of medical nutrition of people, as well as food additives in fish and poultry farms.

Algae from Japan has appeared in our gastronomic culture.

Arame is a very broad, dark brown algae with the softest flavor and crunchy texture of all algae. They are sold in dried form, thinly sliced. They are stewed along with root vegetables, they are stuffed with eggplants and artichokes. They are sometimes used in powder form as an additive to vegetable and fish dishes.

Wakame contains a huge amount of calcium - 15 times more than milk! It is a long dark green or dark brown algae. They are slightly sweet and tender and even slightly resemble the taste of oysters. Most often, they are made salads with vinegar dressing or added to soups.

Kombu (aka kelp, a type of kelp) is a wide and flat algae of dark olive color. They are most often added to dishes with beans and vegetables (with kombu, beans are stewed faster). A broth with a specific sea smell is cooked from them. They have a fairly strong flavor, which allows one bite of kombu to be used two or three times. If the algae is covered with a white coating, do not rinse it off. It is harmless and is responsible for the scent.

Nori (aka lever) are rich in protein, phosphorus and vitamin A. Sold dried in the form of shiny, tissue paper-thin stripes from deep green to black. It is in these algae that Japanese rolls are wrapped. In addition, they are added finely to rice. If you decide to make rolls yourself, follow the instructions on the package. But sometimes the nori needs to be held over a fire before using. In Ireland, flat bread has been made from wheat flour and leyver since ancient times.

Khiziki (or hijiki) - these algae with thin stems of dark brown color are similar in consistency to spaghetti. Drying, they turn black. Before use, chiziki are soaked (then their volume increases 3-5 times). These algae are rich in iron and calcium. They can be eaten raw or stewed in sweet soy sauce for a long time. The colorful red and green tohsaka algae can be a great decoration for fish dishes.

#### **Literature:**

1. Urakova Oysuluv Jamoliddinovna. The praise of nature and the universe in Novalis romance
2. //EPRA International Journal of Research and Development (IJRD) Volume: 5 | Issue: 7 | July 2020.C.274-275 .
3. Urakova. O. J. The search for national and universal in art in the context of romanticism. Theoretical & Applied Science. 07 (87) 2020 .C 29-32.



4. Water Plants of the World / Cook, C.D.K. (ed). — The Hague: Dr W Junk Publishers, 1974. — ISBN 90-6193-024-3.
5. *Schenk*. Biologie der Wassergewächse. — Bonn, 1885.
6. Белавская А. П. Водные растения России и сопредельных государств. — СПб., 1994.

## THE ROLE OF INTRODUCTION OF THE CONCEPT "ECONOMIC PRODUCTION" IN INDUSTRIAL ENTERPRISES IN THE DEVELOPMENT OF SMALL BUSINESS

*Abstract. In this article, the author explores the importance of introducing the concept of "economic production" in industrial enterprises in the development of small business. The research methodology is based on the review and analysis of the scientific literature on the digital transformation of society, mobile education, educational robotics, the use of software tools for the development of thinking. The article also summarizes the specifics of developing students' environmental thinking and lean manufacturing skills in the process of designing a mobile automated device in an environment of creative, interdisciplinary, knowledge and research activities aimed at preparing highly qualified professionals for the future economy.*

*Keywords: lean manufacturing, waste type, environment, waste, workspace, rational use.*

**Introduction.** Due to the difference between the production sphere and the material sphere, approaches to the organization and management of an enterprise have a number of differences. Therefore, the application of quality management systems (QMS) and methods of increasing efficiency will depend on various factors. The problems facing the enterprises of the service sector: low productivity, high production losses, poor quality of service, constant shortage of material, human and financial resources can be solved with the help of the "lean manufacturing" system.

**Literature review.** Under these conditions, domestic and foreign researchers as well as M.Agranovich [1], M. Fritsch, M. Wyrwich [2], F. Gault [3], M. Janelli [4], M.Hamada, M. Hassan [5], S.D.Karakozov, NI Ryzhova [6], Ya. Kuzminov [7], P. Sorokin, I. Froumin, A. Lavrinenko [8], N. Shmatko and others substantiate the need to change the content, methods and organizational forms of educational work. The didactic process in the era of automation and globalization should be focused on solving the problems of the country's socio-economic development in the context of the fourth industrial revolution and the emergence of the digital economy.

As noted in their works by CE Mora-Luis, J. Martin-Gutierrez [9], the basis of the digital economy is the synthesis of the existing material production (new materials, automated design / production) and digital technologies, which

supports the widespread use of artificial intelligence models and development of the Internet of things. According to the authors, "smart products" will be the norm in a world where intelligent computerized devices (robots), systems consisting of them, get the opportunity to interact in the preparation and deployment of automated production processes. The nature of the new industrial, or technological (digital) revolution places special demands on the highly skilled professionals of the future. E. Ya. Varshavskaya, E. S. Kotyrlo, Ya. Kuzminov, P. Sorokin, I. Froumin [10] reasonably conclude that graduates will need a high level of mathematical literacy for employment; thorough natural science and humanitarian training. The authors, when disclosing the essence of the professions of the future, focus on abilities that are called "competencies of the XXI century": fundamental theoretical knowledge, competencies in the field of technology (creativity, communication, self-organization, initiative, critical thinking, etc.).

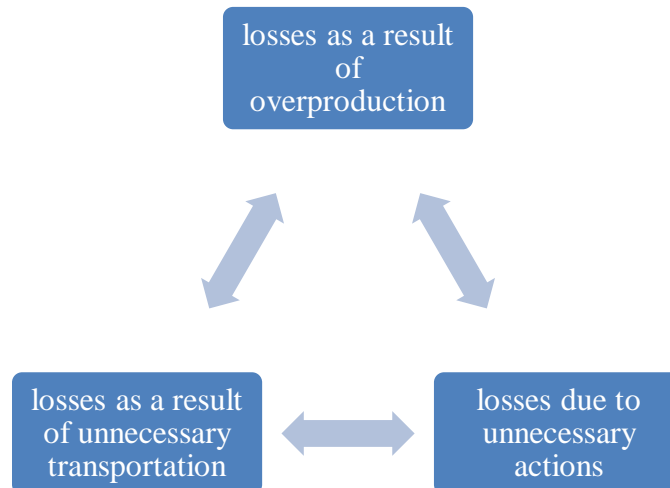
**Analysis and results.** Today, the role of small business and private entrepreneurship in the economic development of the world is growing, and it is playing an important role in optimizing the market structure and providing employment. It is estimated that in post-industrial and industrial countries, this sector accounts for three-quarters of GDP and at least 80 percent of the working age population.

The development of small business and private entrepreneurship is one of the priorities in our country, which plays an important role in further increasing employment, achieving GDP growth, creating a modern business and competitive environment, and ensuring the sustainable development of the economy [12].

As the environmental situation worsened, governments in various countries began to demand that industrial companies take a responsible approach to the negative impact on the environment. Bare production allows you to reduce the resources spent to support the economy, which not only has a positive impact on the cost of the product, but also prevents many problems in the long run. To do this, instead of increasing production capacity, it is necessary to focus on more rational use of resources, while increasing the consumption of raw materials [1].

Lean Production is the concept of managing manufacturing enterprises based on continuous efforts to eliminate all types of waste (meaning "lean", "lean", "lean"). The concept is based on the principles of Toyota and allows you to organize the production of products with minimal costs in the shortest possible time, and at the same time achieve the level of quality required by the customer. In the 1950s, the creator of the Toyota production system identified 7 types of losses.

(Figure 1)



**1-picture. The main type of losses of the creator of the Toyota production system in the 50s of the twentieth century**

The eighth was written by Jeffrey Licker in his book *Toyota Way Development*, which described it as “the unfulfilled creative potential of employees” [2,3,4]. To reduce confusion, it is enough to emphasize the aspects that you need to focus on first:

Complexity - eliminating or reducing the number of complex technological solutions because they are, as a rule, more expensive and more difficult to manage;

- ✓ Labor - reducing “unnecessary” actions of workers;
- ✓ Overproduction - the production of the required amount of products for immediate delivery to the consumer, instead of loading warehouses;
- ✓ Space - rational use of space due to easier placement of equipment, conveyors, workstations and reduction of storage space;
- ✓ Energy - rational use of energy, energy-efficient production;
- ✓ Disadvantages - minimization of defects due to a more perfect technological cycle;
- ✓ Raw materials - striving for one hundred percent use of raw materials and minimization of industrial waste; all materials must be converted into the final product.
- ✓ Idle time - to prevent equipment failure, production should go in a well-coordinated single flow;
- ✓ Time - Eliminate equipment delays, long adjustments, or forced failures.
- ✓ Transportation - the elimination of unnecessary steps to move materials, people or data that do not affect the final value;
- ✓ Occupational safety - eliminating or reducing the risk to employees [12].

Energy efficiency can be improved by efficient use of the workplace, reducing the need to transport recycled products from one department to another, and reducing the number of defects that need to be eliminated. Reducing the amount of raw materials consumed can be achieved by carefully controlling the materials, reducing the number of defects and the amount of industrial waste. If materials are used in a timely manner and not stored in a warehouse, this reduces the risk of deterioration and the associated economic losses. It also allows you to reduce warehouse inventories and occupied areas accordingly.

Lean Philosophy: Based on the principle of “waste is a lost resource”, waste disposal suggests that companies reduce the amount of industrial waste that leads to higher costs.

### **Conclusions**

The implementation of this policy will be achieved through a continuous assessment of costs in all production processes, the involvement of staff in resource savings, the development of measures for the processing and reuse of materials. The key is a systematic approach and continuous improvement. Naked production also affects non-production improvements, i.e., allows:

- ✓ increase supply reliability;
- ✓ reduction of technological life of production;
- ✓ Improving the overall quality of products.

Today, the concept is shared by global industry leaders such as Ford, Boeing, Airbus, GE, Scania, Alcoa, Xerox, and hundreds of local businesses. In summary, many industries, such as machinery, are less environmentally friendly by nature, and lean technologies make environmental protection measures financially beneficial for the company itself due to energy efficiency and rational use of raw materials. The positive effect of reducing damage to the environment also avoids additional charges from producers who consume a lot of resources or have high emissions of harmful substances. Not only has naked production become a dominant trend in the global economy, but it can significantly reduce resource consumption, make industrial companies more environmentally friendly, and in addition, this strategy has become financially attractive.

### **References:**

1. Agranovich M. Educational Resources: Saturation or Satiety? // Educational Studies Moscow. -2019. - Vol. 4. - Pp. 254-275. DOI:<https://doi.org/10.17323/1814-9545-2019-4-254-275>
2. Fritsch M., Wyrwich M. Regional Emergence of Start-Ups in Information Technologies: The Role of Knowledge, Skills and Opportunities // Foresight and STI Governance. - 2019. - Vol. 13 (2). -Pp. 62-71. DOI: <https://doi.org/10.17323/2500-2597.2019.2.62.71>
3. Gault F. User Innovation in the Digital Economy // Foresight and STI Governance. - 2019. -Vol. 13 (3). - Pp. 6-12. DOI: <https://doi.org/10.17323/2500-2597.2019.3.6.12>

4. Janelli M. E-Learning in Theory, Practice, and Research // Educational Studies Moscow. - 2018. -no. 4. - pp. 81-98. - DOI: <https://doi.org/10.17323/1814-9545-2018-4-81-98>
5. Hamada M., Hassan M. An Interactive Learning Environment for Information and Communication Theory // Eurasia Journal of Mathematics, Science and Technology Education.-2017.-Vol. 13 (1). - Pp. 35-59. <https://doi.org/10.12973/eurasia.2017.00603a>
6. Karakozov S. D., Ryzhova N. I. Information and education systems in the context of digitalization of education // Journal of Siberian Federal University. Humanities and Social Sciences. - 2019. -Vol. 12 (9). - Pp. 1635-1647. DOI: <https://doi.org/10.17516/1997-1370-0485>
7. Kuzminov Ya., Sorokin P., Froumin I. Generic and Specific Skills as Components of Human Capital: New Challenges for Education Theory and Practice // Foresight and STI Governance. - 2019. - Vol. 13 (2). - Pp. 19-41. DOI: <https://doi.org/10.17323/2500-2597.2019.2.19.41>
8. Lavrinenko A., Shmatko N. Twenty-First Century Skills in Finance: Prospects for a Profound Job Transformation // Foresight and STI Governance. - 2019. - Vol. 13 (2). - Pp. 42-51. DOI: <https://doi.org/10.17323/2500-2597.2019.2.42.51>
9. Mora-Luis C. E., Martin-Gutierrez J. The Change of Educational Processes, Learning and Teaching in Engineering Education // Eurasia Journal of Mathematics, Science and Technology Education. - 2020. - Vol. 16 (3). - em1828. DOI: <https://doi.org/10.29333/ejmste/116034>
10. Варшавская Е. Я., Котырло Е. С. Выпускники инженерно-технических и экономических специальностей: между спросом и предложением // Вопросы образования. - 2019. - № 2. -С. 98-128. DOI: <https://doi.org/10.17323/1814-9545-2019-2-98-128>,  
[URL:https://elibrary.ru/item.asp?id=38246974](https://elibrary.ru/item.asp?id=38246974)
11. Umarov I, Toshpulatov F. Social and economic essence and main objectives of food market. World science: problems and innovations: сборник статей XXXI Международной научно-практической конференции. В 4 ч. Ч. 3. – Пенза: МЦНС «Наука и Просвещение». – 2019. – С. 121-123
12. Умаров И.Ю., Бурибоева И.А. Пути повышения конкурентоспособности предприятий пищевой промышленности. SCIENCE, RESEARCH, DEVELOPMENT #13, Economy. Management. State and Law, MONOGRAFIA POKONFER-ENCYJNA.–Berlin (Берлин): 2019 у. 30.01.2019-31.01.2019. –Р. 39-41.



*Matchanova M.  
student*

*Urgench State University  
Rahmatullayeva Sh.  
student*

*Urgench State University  
Komiljonova A.  
student*

*Uzbekistan State University of World Languages*

## **THE ROLE OF THEORY TRANSLATION IN SHORT STORY TRANSLATIONS**

*Abstract: This article aims to describe the role of theory translation not only in short stories, but also in the whole literature translation. There are some differences between translating theories from English to Uzbek and from Uzbek to English. The importance of translating theories and types of translating them is described in this article.*

*Key words: theory, methods, periods, morphology, differences, similarities.*

The second half of the 20th century has seen the in-depth study of translation, which is sometimes called Theory of Translation, Science of Translation, Translation Linguistics, or even Translatology. It has been claimed abroad that translation studies began in 1972 with Holmes's paper presented at the Third International Congress of Applied Linguistics, "The Name and Nature of Translation Studies". However, unfortunately, European and American scholars seemed to have been unaware of the achievements of the Russian school of translation studies. Works by V. Komissarov, A. Shveitser, A. Fedorov and many others confirmed the status of translation studies as a discipline of its own even in the 1950s. As we see translation occurred in early ages but the theory of translation was studied in 20<sup>th</sup> century. European scientists tried to present new approaches to translation study but Russian scholars had achieved more achievements till this period.

The main concern of translation theory is to determine appropriate translation methods for the widest possible range of texts and to give insight into the translation process, into the relations between thought and language, culture and speech.

Translation is the replacement of a text in one language by a replacement of an equivalent text in a second language. Translation is the replacement of textual material in one language (SL) by equivalent textual material in another language (TL).

### **The First Period:**

This period concludes by Tytler's definition of good translation as, "That in which the merit of the original work is so completely transfused into another language, as to be as distinctly apprehended, and as strongly felt, by a native of the country to which that language belongs, as it is by those who speak the language of the original work". From the above definition, Tytler introduces three "laws":

1. The translation should give a complete transcript of the ideas of the original work.
2. The style and manner of writing should be of the same character with that of original.
3. The translation should have all the ease of original composition.

As the first law not giving whole idea of the work will be disrespectful to the writer or speaker of original work. Besides that it causes to destroying of the right of author and it may be strange for reader also. because the tradition or national custom may be described in the work and translator should give the definition if in the nation of TL there is not such kind of tradition.

"In our nationality robe and skullcap mean the condolence. But if we translate it word by word in English, it will be misunderstanding to the reader. In this condition translator should give description of the situation.

### **The Second Period:**

One of the early theorists in this period is the French humanist Etienne Dolet who had propounded in 1540 a short outline of translation principles, entitled *Lamaniere de bien traduire dune langue en aultre* ( How to Translate Well from One Language into Another) and established five principles for the translator.

1. The translator must fully understand the sense and meaning of the original author, although he is at liberty to clarify obscurities.
2. The translator should have a perfect knowledge of both SL and TL.
3. The translator should avoid word-for-word renderings.
4. The translator should use forms of speech in common use.
5. The translator should choose and order words appropriately to produce the correct tone.

### **The Third Period:**

This period, which is the shortest as it extends to less than three decades, starts with the publication of the first papers on machine translation in the 1940s, and is characterized by the introduction of structural and applied linguistics, contrastive studies in morphology and syntax among others which help the translator identify similarities and differences between NL and FL, and communication theory into the study of translation. It comprises two eras: first the pioneering era; the second the invention of the first generation of machine translation.

Uzbek language was only inserted to Google Translator than translation programs were invented. Thus we can see only the version of Google Translator's translation.

Such kind of texts will be translated easily by translation programs. But more literary ones causes difficulty to machine. We speak about this widely, during the course paper.

#### **The Fourth Period:**

The last period coexists with the third period as it has its origin in the early 1960s, and is characterized by a recourse to hermeneutic inquiries into translation and interpretation, i.e., by a revision of translation that sets the discipline in a wide frame which includes a number of other disciplines.

The third period was the base of machine translation. From the middle of the 20<sup>th</sup> century the first experiments was done by American scientists. Especially, Charlz Bebbidj was the first man who did experiments related to machine translation.

The translator not only faces problems with the lexical selection of a target language, but also with the interpretation of a source language text. For the good translation translator should know the types of translating theories and some problems that can be faced up. It helps both translating scientific materials and fictional ones, especially story translations.

#### **References:**

1. Austermuhl, F. 2014. *Electronic Tools for Translators. Translation Practices Explained*. London and New York: Routledge.
2. Alcina, A. 2008. Translation technologies. Scope, tools and resources. *Target* 20(1): 79–102.
3. Boitet, C. 1988. Bernard Vauquois' contribution to the theory and practice of building MT systems: a historical perspective. In: *Second International Conference on Theoretical and Methodological Issues in Machine Translation of Natural Languages*. Carnegie Mellon University, Center for Machine Translation. Pittsburgh, Pennsylvania, USA. 1–18.

*Mingboyeva G.M.  
Master's degree in "Preschool Education" AUL  
Nuriddinova R.J.  
53- School mother tongue and literature teacher*

## **WAYS AND MEANS OF DEVELOPING SPEECH FOR PRESCHOOL CHILDREN. CHARACTERISTICS OF DEVELOPING THE ARTISTIC SPEECH OF PRESCHOOL CHILDREN**

*Abstract: This article discusses the features of speech development in preschool children, Children to speak correctly, pronounce words clearly, connect them easily and freely in the text, express their thoughts orally and in writing correctly, clearly and concisely there is talk of the importance of teaching expression.*

*Keywords: correct speech, pronunciation, text, oral, written, sentence, communication, need, control, language, logic, perception, mechanism, exercise, complex.*

Our native language is the soul of our nation. He is our being and our wealth. It is the property of our hearts, the great symbol of our state. Preservation and development of the language means the rise of the nation. Therefore, the Constitution of the Republic of Uzbekistan legally enshrines the status of the state language. The Uzbek language has become a symbol of the sacred state, which is protected by law, along with the flag, coat of arms and anthem of our independent state.

As noted in the Decree of the President of the Republic of Uzbekistan dated October 21, 2019 "On measures to radically enhance the prestige and status of the Uzbek language as the state language", the Uzbek language and is one of the ancient languages.

The speech of the President of the Republic of Uzbekistan Shavkat Mirziyoyev at the 75th session of the United Nations General Assembly on September 23 of this year in our native language has once again increased the prestige of our native language.

Until now, speaking at a number of internationally recognized languages has become a tradition at such important events. The speech of the head of our state in the Uzbek language brought something new to this order. A person has an invaluable gift of speech and language skills. He learns speech from an early age and improves it throughout his life: he learns voice, breathing, intonation, enriches vocabulary, immediately chooses a clear and concise word, builds sentences and texts freely, reads and learns to write.

In preschool education, children are taught to speak correctly, to pronounce words clearly, to connect them easily and freely in the text, to express their ideas

correctly, clearly and precisely orally and in writing. It is advisable to develop in teaching, taking into account the characteristics of age.

Features of speech development of preschool children:

-the child has a reaction to the voices of loved ones in the period up to one year. Smiles, laughter, screams, gestures. Preliminary demonstrations of the expressive function of speech. The whole period is about the need for communication - emotional and meaningful; desire to achieve a goal. Oral speech is rare.

- by the age of three, the child develops the generalizing function of speech, the child expands words, develops thinking. There will be unity of communication and generalization. The word structure is assimilated before the sound. Speech is related to a child's practical activity - play, trying to learn about things around them.

Speech is formed gradually in children, and the child grows and develops. In fact, the crucial stage in a child's speech development is between the ages of one and a half and five.

Speech development is done using speech exercises. In developing these exercises, the educator focuses on specific forms of the child's mental activity: analysis and synthesis, induction and deduction, identification, generalization and concretization of important features, identification of cause-and-effect relationships between events, comparisons, comparisons and opposition, decisions It is important to pay attention.

Children's speech develops on the basis of adult speech. The formation of speech depends on the speech of others, speech experience, the right speech environment and education. Speech is not an innate ability, but is formed in parallel with the physical and mental development of the child throughout life. To study and understand speech disorders, it is necessary to know the normal course of speech development of the child, the peculiarities of this process, the conditions that play a major role in the successful formation of speech. The role and importance of speech development methods in the development of speech in preschool children, teaching them to think, to explain speech to others, to form children's figurative, logical, creative, abstract thinking and to prepare them for school. Therefore, every educator must have a thorough knowledge of teaching methods, be able to choose and apply the most convenient ways to develop children's speech, to improve it.

At a time when science and technology are developing rapidly in our country, the responsibility of the younger generation is growing. The amount of knowledge that needs to be imparted to them is growing every year.

This means that the educator chooses the most convenient way to control the complex process of teaching children from an early age to think about this or that object, toy, event, to choose the appropriate word to express the idea, to express the idea through speech. requires knowledge.

It is important to prepare children for school and to introduce new forms of teaching them at school. Since action and speech are the main means of expressing a person's identity, it is necessary to pay attention to the physical and verbal upbringing of the child from the very beginning.

**References:**

- 1 Sh.M.Mirziyoyev. Decree "On measures to radically increase the prestige and status of the Uzbek language as the state language."
- 2 The concept of preschool education.— T .: 2017.
- 3 “First Step” State Curriculum of Preschool Education Organization. –T .: 2018.
- 4 F.R.Qodirova. R.M Qodirova. Methods of teaching a second language to preschool children. T.anSano-standard, 2004.
- 5 F.R.Qodirova. R.M Qodirova. —Theory and methods of children's speech development. T., stIstiqlol, 2006.
6. Babayeva D.R. —Methods of speech development T .: TDPU 2016. Textbook.



*Mirzayorova S.U.*  
*2nd year master's degree in industrial thermal energy*  
*Faculty of Energy*  
*Karshi Institute of Engineering Economics*

## **INCREASING THE EFFICIENCY OF NATURAL COLD ACCUMULATION SYSTEM**

*Annotation: Accumulation of Natural Cold is (heat) - the use of the phenomenon of heat absorption (release) during the phase transitions of a substance. A classic example of a cold battery is the use of so-called. In the pre-industrial period, "glaciers" preceded the emergence of industrial and domestic refrigerators. In the winter, ice was stored, which was stored in a heat-insulated place (cellar, basement), which later allowed food to be stored throughout the summer, gradually melting and absorbing the incoming heat. Nowadays, cold accumulators are used in household refrigerators to mitigate the temperature rise that occurs during the automatic operation of the refrigerator and, most importantly, to ensure the preservation of food in the event of a power outage.*

*Keywords: Natural cold, batteries, seasonal cold, geographical location, environment, compressor, active cooling.*

Cold accumulators are usually flat plastic containers filled with an aqueous solution of salt (usually potassium chloride). In Stinol refrigerators, the cold batteries are equipped with a refrigerator at the same time as usual. Cold batteries are sold in stores and separately, but you can do it easier and cheaper - make them yourself. To do this, you need a cool solution of plastic bits and sodium chloride in water. Even better, if the chlorine is potassium, it will keep better in the cold because it freezes at lower temperatures. Cold batteries can help you seriously if the power goes out frequently in your area or the voltage drops so low in the evening that your refrigerator doesn't work (a common occurrence in rural areas). If your refrigerator has a very powerful compressor rustle, a cold battery will help very well - this is often the case with older Soviet refrigerators with a DHK compressor, and the XKV-6 also ruthlessly rustles. If you don't have the money to buy a new refrigerator or replace a compressor, a home-made cold battery will help you. True, it takes up space in your fridge, but it allows you to live more comfortably with your fridge. You can turn on the fridge with a cold battery in the fridge when you go to work or the workplace, and when you arrive, or even more sleepy, you can safely turn off the fridge without worrying about food safety - a cold battery does it for you does. Most importantly, don't forget to turn on the fridge again in the morning, otherwise the cold in the cold battery will run out and

the food will deteriorate. There is one more “but” - the salt in a cold battery is very corrosive.

One of the traditional ways to reduce energy consumption is to use seasonal cold storage, which takes advantage of the geographical location of the country, which allows cold to accumulate during the winter, i.e. November, December, January, February and March due to lower ambient temperatures. . Consumption of electricity and refrigeration, which is harmful to the environment, is reduced. This article describes the size of a refrigeration unit equipped with a refrigerator and dry-cooled chargers. The estimated cost of using the device, as well as the assembly time of the components, was estimated. Seasonal cold storage battery has a number of economic and environmental advantages. The seasonal tank design is a prototype of a refrigeration machine that is smaller than a traditional tank selected for maximum power consumption per hour. This means that the actual device must be several times larger than the device used in the project. By choosing a small refrigeration unit called R-410A and less refrigerant (mainly CFC), the environment is protected from contamination with life-threatening substances.

The efficiency of the existing cooling accumulator depends on the intensity of heat exchange and the amount of energy consumption: the higher the first, the lower the second, the more efficient equipment is used. In large industrial plants operating powerful refrigeration units, even a relatively small increase in the energy efficiency of refrigeration units provides significant economic benefits. Even in the calculation stage of cooling systems, when a specific cooling supply scheme is selected for the enterprise, equipment is selected and its operating mode is determined, mechanisms to reduce the energy consumption of the system are provided.

One of the most effective ways to reduce the cost of operating and maintaining industrial refrigeration plants for businesses in temperate climates, where the low-temperature cold season lasts longer, is to use natural cold. According to recalculations, the use of naturally cold accumulators is appropriate for both medium-temperature cold devices and low-temperature units; Regardless of the method, the use of low ambient temperature reduces the energy consumption of the refrigeration unit, significantly reduces the load on the compressor units, and also increases the environmental friendliness of the operation of the refrigeration equipment. By using the accumulation of natural cold, it is possible to significantly reduce the service life of compressors, reduce the maintenance costs of screw compressors and reciprocating units, as well as the cooling system as a whole. The calculation when choosing a refrigeration machine (chiller) is based on the maximum temperature of the summer period, as high condensing temperatures and difficult operating conditions of the equipment result in high energy consumption. One of the opportunities to increase the efficiency of a refrigeration refrigerator is the ability to create artificial cooling at low outdoor temperatures using the natural circulation of this refrigerator. The

circulation of the refrigerant is done at the expense of part of the heat energy, which is taken from the cooled body without supplying mechanical energy to the compressor due to the location of the condenser and evaporator. The compressor discharge and suction lines are connected to the shut-off valve by a bypass line, while the air-cooled condenser is located above the evaporator. Then, when the outside air temperature drops below the boiling point of the refrigerator to 7 ... 10 ° C, the compressor shuts off, the shut-off valve opens and the forced circulation of the refrigerant is replaced by natural, the refrigerant boiling in the evaporator is transferred to the air-cooled condenser. The liquid cooled under the force of gravity. if it is not possible to place the condenser on the evaporator to the evaporator, a freon pump can be used.

In the event of a natural cold, the best efficiency of using refrigerants is achieved when the temperature difference between the refrigerant and the coolant is minimal. So something called to increase the cooling capacity of the installation. regenerative cycle, in which the liquid refrigerant is additionally cooled after leaving the condenser; lowering the temperature of the refrigerator by 1 ° C can increase the efficiency of the equipment by 1%. Of course, cooling the refrigerator increases the cycle time, so its capacity is limited. Restrictions can be leveled when using an external source of heat removal up to the thermostatic cover; for this purpose, special units with the function of collecting cold are used. An industrial cold accumulator is a container-shaped cooling device filled with substances with high heat capacity. There are two types of such units:

- 1) an artificial cold accumulator that uses the cold released during the operation of the cooling device during periods of low heat loads;
- 2) a natural cold accumulator that collects environmental cold in winter.

Thus, the energy efficiency of cold-storage battery coolers stems from the ability to reduce the cooling capacity of the device due to the accumulation of ice water and ice reserves, as well as operating at the highest loads with a constant temperature of ice water.

Air conditioning systems in the accumulation of natural cold is an actively developing innovative segment of engineering systems of buildings, structures and autonomous structures. The size of the climate equipment market, according to the Association of Climate Industry Enterprises, is growing more than 10 times a year, 12-15% and can reach 30% under the optimistic scenario [1]. There are a number of reasons for this rapid growth. First of all, it is the growth of demands on quality of life. A healthy lifestyle is not only a personal choice, but in many cases becomes part of the employer's "corporate culture". The second is the deterioration of environmental quality due to urbanization, motorization and global climate change. Natural cold The formation of favorable environmental parameters in the home environment is the main task of life support systems. Creating a comfortable environment implies the ability to maintain individual microclimate parameters (temperature, humidity, mobility, gas composition of the air, its aerosol pollution, acoustic pressure, insulation and room lighting) in strict

compliance with sanitary and hygienic standards and requirements. Thus, in the most general case, the air conditioning system can be considered as a single set of engineering subsystems (ventilation, heating, cooling, etc.), which ensures the maintenance of the necessary parameters of the internal environment (rooms, groups of rooms). buildings), regardless of the external climatic conditions, taking into account the architectural and construction and thermal-physical properties of the surrounding structures.

Obviously, for convenience and technical conditions, depending on the specific requirements, some subsystems may or may not exist at all, or may have limited performance and range regulation zone. A special type of climate systems are technological air conditioning systems. For many modern industries, the technological environment with the available parameters of air is the signal nature and quality and price determination products. In the future we will only talk about systems since the object of convenient air conditioning you technological air conditioner, as a rule, is a single or small batch and can manage them due to the improvement of technological processes and methods of successful development on a large scale. Regardless of the type of system, the quality of the project is determined by the range supported by the solution air conditioning control zone and the amount of capital and operating costs. Because more than 40% of all final energy is produced by mining in our country, which is consumed by life support systems, and the cost of energy sources is constantly rising, then the reduction of operating costs is a priority for air conditioning system developers. is gaining the attention of experts at the moment. To natural refrigerants such as hydrocarbons, carbon dioxide, water, air. This can be predicted. The main trend of the XXI century will be the transition from synonymy to aesthetics to natural refrigerators.

In addition to work on improving thermodynamics in the accumulation of natural cold, in the development of new equipment, great attention is paid to the reduction of unnecessary technical processes, friction and losses due to increased resource operation of mechanical units. A characteristic feature of air conditioning systems is a wide annual, and the manufacturer's daily regulatory scope is the parameters of compressors and ventilation equipment to cover changes in external climatic conditions. Capacity management can be done using a reshort belt operating mode or with the use of a variable frequency drive. It is known that the suspension in the base friction units occurs and stops in start-up modes, in the same modes the minimum temperature deformations in the maximum joints, so the transition to frequency regulation is reasonable and promising. Consider that in these climate equipment the speed drive can be reduced to a few hertz.

In order to compensate for the suspension during continuous operation, the designs in these modes developed a metal selective transmission effect. VOC additives from a mixture of lubricating oils and freon on the friction bearing surface [6]. Others use friction as a means of reducing wear and heat generation in the region - this is the use of new composite materials, for example, graphite-reinforced fluoroplastics roofing or bronze. The above growth trends (efficiency

(energy) price, price, weight and dimensions) of life support systems are largely traditional. Such an evolution increases the efficiency of this way on stocks, rarely by a few percent. However, what is needed is high air conditioning systems due to lack of energy sources, which forces us to look for new ways to solve this problem. In fact, Air Conditioning in the field of creation and modernization of air conditioning systems in search of new directions to solve such design problems. The development approach clearly differs from the solutions that are effective in modernizing life support systems in new buildings, which can mean the nationalization of existing housing and office supplies.

Cooling scheme using refrigerators and fan belts is often used in the design of air conditioning systems for public buildings in the accumulation of natural cold. Refrigerators are designed to cover the maximum heat generated in the building. However, the maximum load is often short-lived and often the refrigerators operate at 40-60 percent of their maximum capacity.

#### **References:**

1. Vardiyashvili AB, Abdurahmanov AA, Vardiyashvili AA Energy saving in the use of non-traditional renewable energy sources (training manual) Karshi-2012
2. Sodiqov T.A., Khayriddinov B.E. Solar energy storage. -T .: Fan, 2016. -55 p
3. Shermatov M.Sh. Fundamentals of hydrogeology and engineering geology.- Tashkent: Turon Iqbol Publishing House, 2005.
4. Rismuxamedov D.A., Karimov R.Ch. Toychiev F.N. Guidelines for practical training in the field of power supply for industrial enterprises. .– T .: ToshDTU, 2015. 8. Rasulov A.N., Rakhmonov I.U. Guidelines for practical training in the field of transmission, distribution and consumption of electricity. .– T .: ToshDTU, 2017.
5. <https://doi.org/10.5958/2249-7137.2020.00450.4>



**UDK 004.02:004.5:004.9**

*Muhammadjonova G., Candidate of Pedagogical Sciences*

*Russian state named after I.V. Gubkin*

*Oil and Gas University*

*Branch "Social Sciences and Humanities"*

*Tashkent*

*Muzaffarova Sh.*

*1st year student*

*Foreign philology*

*of Russian philology department*

*National University of Uzbekistan*

*Khabibullaeva I.*

*Uzbek language teacher*

*Sergeli district 301 – school*

## **NATIONAL-CULTURAL IN TEACHING UZBEK LANGUAGE STUDYING TEXTS ABOUT VALUES**

*Annotation. In this article the Russian state named after I.V. Gubkin  
The Tashkent branch of the University of Oil and Gas will study innovative  
methods of using texts on national and cultural values in teaching Uzbek to  
Russian-speaking students.*

*Key words: method, intercultural approach, language proficiency,  
linguistics.*

Many methods are used in teaching Uzbek as a foreign language. One of them is the intercultural approach, which is one of the most effective methods of language learning. The student's general ability in foreign languages and his chosen profession shows his readiness for intercultural knowledge and professional communication. From a modern point of view, the concept of "language knowledge" means not only knowledge of the lexical and grammatical units studied in the language, but also knowledge of the history, culture, customs and traditions of the country where the language is studied. To understand and use words correctly means to know their origin, to understand the situations in which they can be used, to be aware of the simplest and most necessary knowledge about the history, culture and political reality of the country where the language is studied [2,3].

In recent years, as a result of in-depth study of the Uzbek language, its comparative analysis with foreign languages, it has become possible to discover their differences and similarities, which, in turn, plays a special role in positively addressing issues of Uzbek language teaching. At all times, the relationship between language and society, the emergence, development and application of language, the social functions of language, its development and expansion, the



culture of speech are topical issues of world linguistics. At present, the development of world linguistics is on the way to the study of the organic relationship between man and language.<sup>10</sup> "Literature reflects the heart of the people, the spirituality of the people. In today's complex world, it is necessary to find a way into the hearts of people, to use the influential power of literature to inspire them to noble goals,<sup>11</sup>" he said, once again urging students to be responsible for Uzbek literature and language.

In the ancient East, the attitude to language and speech has long been the principle of evaluating them in terms of etiquette and morality. use Because when a good word has an effect, it settles in the heart.<sup>12</sup>" Although this wisdom was recorded in the eleventh century, it is clear that it has existed since time immemorial. Created in the first half of the 1st millennium BC in the Khorezm region, the moral and philosophical essence of the "Avesto" is reflected in the sacred trinity of "good thoughts", "good words", "good deeds": "Good thoughts, good words and good deeds" I dedicate myself to good thoughts, good words, good deeds, and I turn away from all bad thoughts and bad words. " Or, every word used by Mir Alisher Navoi, the founder of the Uzbek literary language, has a unique meaning everywhere "If your nafs is worthless to the people, know that this nafs is worth more to yourself." That is, by preserving the language of a spiritual person, the mother expresses her love and devotion to the motherland.

At different stages of development, such relationships are divided into general and partial criteria according to the needs of society. After all, man's language, that is, his speech, has always been seen as a means of expressing his manners, his inner culture. Our ancestors paid special attention to the language of each person, his attitude to the language, how his speech is expressed. The love for the native language has come down to us through historical and didactic works, religious sources, examples of folklore and fiction. The Tashkent branch of the Russian State University of Oil and Gas named after IV Gubkin provides Russian-speaking students with an understanding of the linguistic norms of the Uzbek literary language, as well as its integral connection with the Uzbek national and cultural values. In the process of analysis aimed at strengthening the knowledge of office work in the state language, the analysis of texts from literature, texts and press materials, audio recordings in Uzbek and samples of oral speech collected by students is very effective. , videos about traditions are used. During the communication process, guidelines are developed and recommended for correct expression and improvement of speech.

The first etude is about greeting in Uzbek [1,656b]. In addition to text, it will be possible to explain with slides, pictures and visual aids. Greetings and greetings are a sign of respect and kindness in the Uzbek language culture. There

---

<sup>10</sup> President of the Republic of Uzbekistan Sh. Mirziyoyev's visit to the Alley of Writers. UzA, May 20, 2020.

<sup>11</sup> Anthology of Uzbek pedagogy. "Uzbekistan", T. 1995. 189-b.

The same source, p.39.

<sup>12</sup> A.Navoi, "Hayratul abror" "Science", T.1992.87-p.

is a certain kind of treatment in the culture of greeting, and even today the culture of such treatment is followed. In the Uzbek language culture, acquaintance also begins with greetings. There are several ways to address the interlocutor or the person you are just seeing. In addition, sentences that are relevant to the greeting process are used. Examples of such greetings can be shown using pictures, slides, or short videos. The most common and widely used type of greeting is the following form:

- "Assalamu-alaykum!"  
How are you? How are you?  
-Hello! How are you?

This type of greeting is a form of greeting that is more neutral and, in many cases, used in a non-binding, intimate, and informal relationship. This is mainly common among more young people, and the above sentences can be found in their speech as part of their daily lives.

Video lessons, lecture texts are placed on a slide, the text is displayed on the screen and attracts the student. It is very important for Uzbek language learners to understand the tolerance between peoples, the need for intercultural interaction and cooperation, the commonality of the peoples of the world. National values, various spheres of culture - everyday life, national identity, national character, religious beliefs and values play an important role in the field of intercultural communication, the perfect study of the Uzbek language.

#### **References:**

1. Visit of the President of the Republic of Uzbekistan Sh. Mirziyoyev to the Alley of Writers. UzA, May 20, 2020.
2. Anthology of Uzbek pedagogy. "Uzbekistan", T. 1995. 189-b.
3. Alisher Navoi "Hayratul abror" "Science", T.1992.87-p.

*Mukhammadzhonova I.  
trainee applicant  
Namangan Engineering and Technology Institute  
Uzbekistan, Namangan city  
Sayidmuradov M.  
senior lecturer  
Department of Process Machines and Equipment  
Namangan Engineering and Technology Institute  
Uzbekistan, Namangan city  
Xudayberduyev A.  
Associate Professor  
Namangan Engineering and Technological Institute  
Uzbekistan, Namangan city*

## EXPERIMENTAL STUDIES FOR STUDYING PROCESSES OF COOLING HYDROCARBON VAPORS

*Abstract: The article presents the results of an experimental study to study the intensification of the heat transfer process during air cooling of hydrocarbon vapors and oil distillates in tubular apparatuses and the development of recommendations for increasing the energy efficiency of industrial air and water coolers that are part of the primary oil distillation unit.*

*Key words: heat exchange, heat transfer intensification, air cooler, hydrocarbon vapor cooling, pressure drop, efficiency.*

**Introduction.** Air coolers and condenser-coolers of various technological streams are widely used in the oil refining industry. The use of air coolers provides a number of operational advantages, the main of which are saving cooling water and reducing the amount of wastewater, reducing labor costs for cleaning the apparatus due to the absence of scale and scale deposition, and reducing the cost of organizing the circulating water supply of technological units [1].

In air coolers, atmospheric air is used as a refrigerant, flowing in the transverse direction around parallel rows of finned heat exchange tubes through which the cooled product moves. The movement of cooling air is carried out by pumping it with a fan, and in winter, in some cases, due to natural circulation.

The use of pipes finned along the outer surface of the air cooler is due to the need to compensate for the low heat transfer coefficient from the air side due to the developed outer surface of heat transfer [2].

Experimental setup and experimental technique. To study and establish the nature of the influence of temperature, pressure, flow rate and humidity of the vapor phase, as well as the speed and temperature of the cooling air on the efficiency of cooling hydrocarbon vapors in a tubular apparatus; we have

assembled an experimental setup, the schematic diagram of which is shown in the figure (Fig. 1).

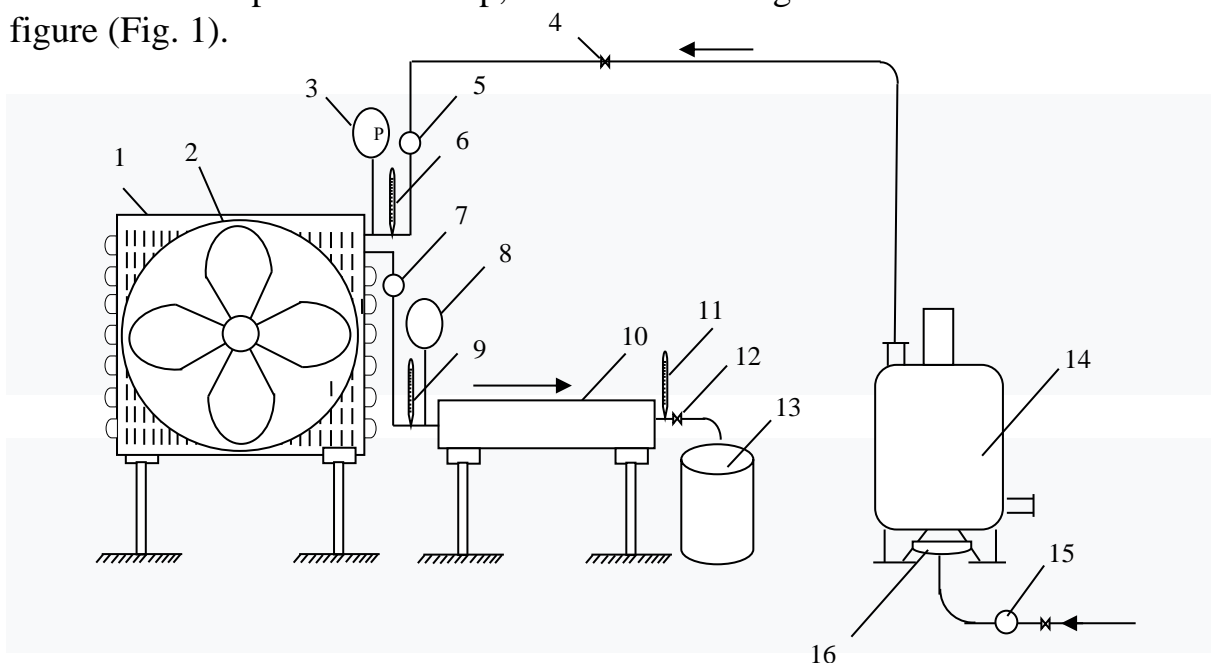


Fig. 1. Schematic diagram of the experimental air cooling unit: 1 - heat exchanger-condenser with finned tubes; 2 - fan; 3 and 8 - manometer; 4 and 12 - valves; 5 - safety valve for steam; 6, 9 and 11 - thermometers; 7 - volumetric meter of distillate consumption; 10 - tube-in-tube water tube heat exchanger; 13 - measuring container for collecting distillate; 14 - steam generator; 15 - volumetric gas flow meter; 16 - gas burner;

The pilot plant for air cooling of hydrocarbon vapors (Fig. 1) mainly consists of a steam generator 14, a heat exchanger-condenser with finned tubes 1, a tube-in-tube water tube heat exchanger 10, gas meters 15 and distillate 7 and measuring container 13 for collecting cooled distillate. The installation is equipped with instrumentation and shut-off valves to regulate the flow rate of heat carriers.

Heating steam is obtained in a steam generator 14 with a working volume of 27 liters by heating the initial heat carrier (water or gas condensate) to the boiling point, igniting natural gas using a burner 16. The flow rate of the gas supplied to the burner is set according to the readings of the volumetric meter 15 and is regulated by a valve 41 on the line, this sets the preset steam output of the generator.

The steam pressure in the steam generator 14 and in the heat exchanger-condenser with finned tubes 1 is measured with manometers. The temperature of the hydrocarbon vapor inlet to the heat exchanger-condenser 1 is measured by mercury thermometers 6 inserted into welded oil pockets. The temperature of the hydrocarbon vapor being cooled is measured by mercury thermometers 9, which are placed in welded oil pockets.

At the entrance of the heat exchanger-condenser, a water tube-in-tube heat exchanger 10 is installed, the temperature of the hydrocarbon distillate being cooled is measured by mercury thermometers 11 placed in welded oil pockets.

In the course of experiments, changes in the temperature of cooled hydrocarbon vapors, petroleum distillates, air and water in an experimental heat exchanger-condenser and a tubular water cooler were studied. At the same time, changes in the temperature of condensation of hydrocarbon vapors and cooling of distillates were analyzed depending on changes in temperature, flow rate and pressure of air and water.

During the experiments, the readings of the gas and distillate counter, the values of the temperature of the distillate, air and water at the control points of the apparatus included in the installation, as well as the pressure and temperature of hydrocarbon vapors in the steam generator were recorded.

During the experiments, the temperature of the liquid and vapor was measured using laboratory mercury glass thermometers of the TL-2 and TL-2M type according to TU 25-2001.003-88. The temperature of hydrocarbon vapors in the generator was measured with a manometric thermometer, and its overpressure was measured with DM05 manometers according to TU U33.2-14307481-031: 2005 and GOST 2405-88.

The main purpose of the experimental research was to study the processes of cooling hydrocarbon vapors and oil distillate fractions by air and water methods, to establish the effect of the physical properties of heat carriers and process parameters (temperature, pressure, flow rate and humidity) on the efficiency of heat transfer in the experimental air and water coolers.

This experimental setup makes it possible to conduct experiments on a comprehensive study of the cooling and heat transfer processes when heating oil and gas condensate feedstock with alternative heat carriers.

**Content and results of research.** The main purpose of the experimental studies was to study the cooling processes of hydrocarbon vapors and oil distillate fractions by air and water methods, to establish the influence of the physical properties of heat carriers and process parameters (temperature, pressure, flow rate and humidity) on the efficiency of heat transfer in the experimental air and water coolers.

During the experiments, we used fractions of oil and gas condensate supplied to the Bukhara oil refinery. Gas condensate used as a working fluid had a density of  $751 \text{ kg/m}^3$  and a viscosity of  $1.066 \text{ mm}^2/\text{s}$ .

Experiments on the study of the cooling processes of hydrocarbon vapors and oil distillate fractions were carried out at a pressure of hydrocarbon vapors of 50, 100, 150, 200 and 250 *kPa*, an atmospheric temperature of 33-34 °C, its relative humidity of 56 % and a barometric pressure of 713-715 *mm Hg*. The volume of gas condensate poured into the steam generator was 10 liters. The air flow (cooling agent) speed was 3 *m/s*. The measurement of the controlled parameters of the process was carried out at each time interval equal to 2 minutes.

In the course of experiments, changes in the temperature of cooled hydrocarbon vapors, petroleum distillates, air and water in an experimental heat exchanger-condenser and a tubular water cooler were studied. At the same time, changes in the temperature of condensation of hydrocarbon vapors and cooling of distillates were analyzed depending on changes in temperature, flow rate and pressure of air and water.

During the experiments, the readings of the gas and distillate counter, the values of the temperature of the distillate, air and water at the control points of the apparatus included in the installation, as well as the pressure and temperature of hydrocarbon vapors in the steam generator were recorded.

During the experiments, the temperature of the liquid and vapor was measured using laboratory mercury glass thermometers of the TL-2 and TL-2M type according to TU 25-2001.003-88. The temperature of hydrocarbon vapors in the generator was measured with a manometric thermometer, and its overpressure was measured with DM05 manometers according to TU U33.2-14307481-031: 2005 and GOST 2405-88. The influence of the operating parameters of the process on the efficiency of heat transfer in an air cooler was studied in the pressure range from 50 to 250 kPa.

In fig. 2 shows the curve of the change in the cooling temperature of the gas condensate vapors in the tubes of the experimental air cooler over time at a pressure of 250 kPa. It can be seen from the graph that at 250 kPa the cooling temperature of hydrocarbon vapors in the cooler proceeds with a smooth decrease in temperature to a state of equilibrium.

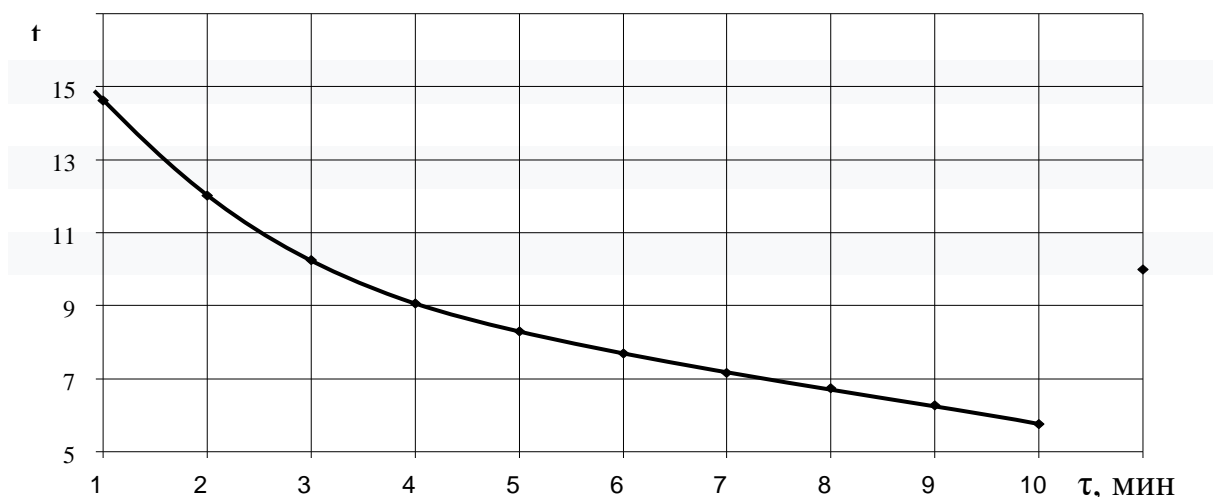


Fig. 2. Changes in the temperature of hydrocarbon steam over time in a tubular air cooler at  $P = 250$  kPa.

A similar picture of the change in the rate of decrease in the temperature of the vapors was observed at other values of their pressure.



In fig. 3. shows the curves of changes in the temperature of the distillate of gas condensate vapors over time in the experimental air cooler, at a pressure of 250 kPa. As can be seen from the figure, the temperature of the cooled distillate of the gasoline fraction rapidly decreases to 50 ° C within 100 minutes from the beginning of the experiment.

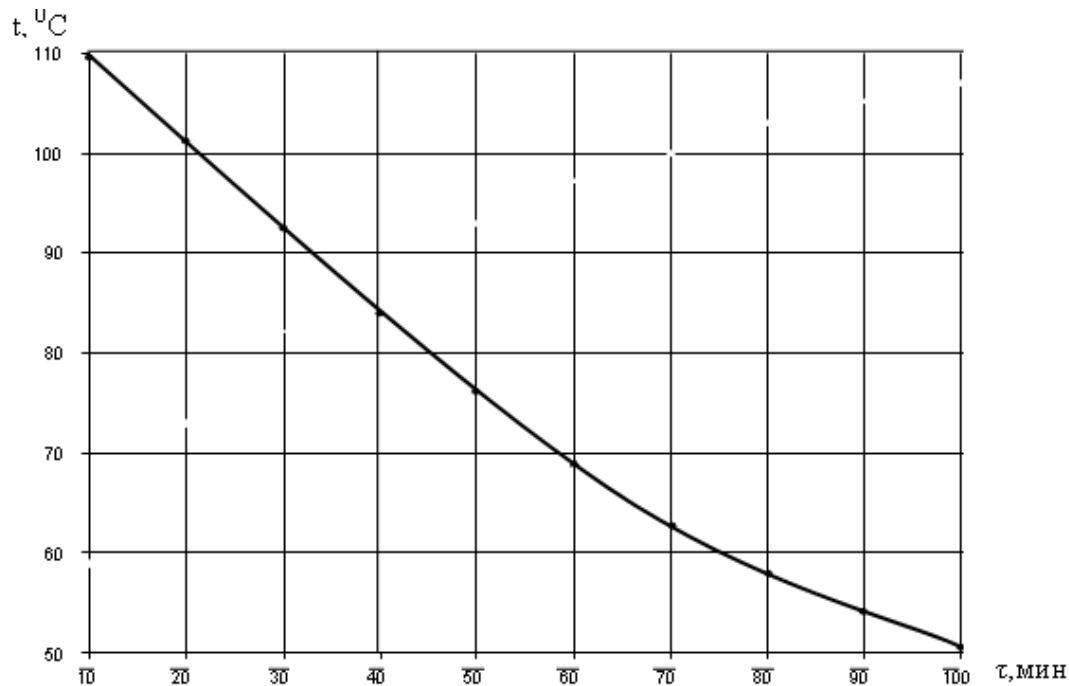


Fig. 3. Changes in the temperature of the distillate of gas condensate vapors over time in a tubular air cooler at  $P = 250 \text{ kPa}$ .

The duration of the cooling process for hydrocarbon vapors and their distillates was studied in order to assess the dynamics of the process in an experimental cooling apparatus. As you can see, the developed experimental setup is characterized by good dynamic properties.

#### References:

- [1]. Калинин Э.К., Дрейцер Г.А., Ярхо С.А. Интенсификация теплообмена в каналах. – М.: Машиностроение, 1990. – 199 с.: ил. (Kalinin E.K., Dreitser G.A., Yarkho S.A. Intensification of heat transfer in the channels. - M.: Mechanical Engineering, 1990. -- 199 p.: ill.)
- [2]. Гоголин А.А., Данилова Г.Н., Азарсков В.М., Медникова Н.М. Интенсификация теплообмена в испарителях холодильных машин. – М.: Легкая и пищевая промышленность, 1982. – 224 с. (Gogolin A.A., Danilova G.N., Azarskov V.M., Mednikova N.M. Heat transfer intensification in refrigerating machine evaporators. - M.: Light and food industry, 1982. -- 224 p.)

*Mukhammadzhonova I.  
trainee applicant  
Namangan Engineering and Technology Institute  
Uzbekistan, Namangan city  
Sayidmuradov M.  
senior lecturer  
Department of Process Machines and Equipment  
Namangan Engineering and Technology Institute  
Uzbekistan, Namangan city  
Xudayberduyev A.  
Associate Professor  
Namangan Engineering and Technological Institute  
Uzbekistan, Namangan city*

## **ANALYSIS OF EXISTING METHODS OF INTENSIFICATION OF HEAT EXCHANGE IN PIPE HEAT EXCHANGERS**

*Abstrakt: The results of an experimental study are presented to study the intensification of the heat transfer process during air cooling of hydrocarbon vapors and oil distillates in tubular apparatuses and the development of recommendations for increasing the energy efficiency of industrial air and water cooling apparatuses that are part of the primary oil distillation unit. The intensification of heat exchange processes will lead to an increase in the productivity of the operation of oil refineries, a decrease in overall dimensions and production areas. In turn, this allows to reduce the cost of repair and operation of heat exchangers.*

*Key words: heat exchange processes, heat exchangers, intensification of heat exchange processes, primary oil distillation unit, cooling equipment, heat transfer agents, cooling agents.*

**Introduction.** The technical and technological re-equipment of enterprises, the intensification of technological processes, the improvement of the existing production technology and the introduction of new, energy and resource-saving technologies for the processing of hydrocarbon raw materials are priority areas for the further accelerated development of the oil refining industry of the republic's economy.

Primary distillation plants, which are large-scale technological objects, consume a large amount of heat and electricity. Therefore, in the conditions of constant growth of tariffs for energy carriers, these installations do not always meet modern criteria for the efficiency of thermal energy use. This circumstance indicates the need to find ways to improve the efficiency of oil refineries by reducing energy costs, increasing the use of secondary energy resources,

maximizing the use of heat recovery and optimizing the technological regime of heat exchange equipment.

With regard to the oil refining industry, heat exchangers are classified according to the method of heat transfer and by purpose. By the method of heat transfer, a distinction is made between surface heat exchangers, where heat transfer between heat carriers is carried out through the surface separating them, and mixing devices, in which heat transfer between media occurs through their direct contact. It should be noted that surface heat exchangers are mainly used at refineries, since the mixing of coolant flows in many technological stages of oil processing is excluded [2].

Heat exchangers are also classified according to the direction of movement of the coolant, design features and manufacturing method. In the direction of movement of heat carriers, heat exchangers are distinguished direct-flow, counter-flow, as well as devices with cross-flow.

Air coolers are widely used in the industry of oil refineries, in which a stream of atmospheric air is used as a cooling agent, forced by specially installed fans.

The use of devices of this type allows for significant savings in cooling water, reducing the amount of waste water, eliminates the need to clean the outer surface of the heat exchange tubes. Such devices are used as condensers and refrigerators.

The relatively low heat transfer coefficient from the side of the air flow, characteristic of these devices, is compensated by the significant ribbed outer surface of the pipes, as well as by the relatively high speeds of the air flow.

Air coolers of various types are manufactured according to the relevant standards, which provide for large ranges in terms of surface size, degree of ribbing and type of structural material used for their manufacture [2,3].

The intensity of the heat exchange process in the apparatus is determined by the ratio of the apparatus's thermal performance to the main values that characterize the driving force of the process and the size of the apparatus.

Therefore, intensification of heat exchange is an effective way to solve the problem of reducing the mass and dimensions of heat exchangers, contributes to the design of more efficient and compact devices that provide significant savings in energy, metal and labor costs. As the unit capacity of power plants increases (the main trend in their development), the absolute weight and size characteristics of the heat exchangers included in the plants are increasing. The conclusion is quite obvious that at present and in the future one of the main, technically and economically most affordable and justified ways to reduce the mass and increase the efficiency of power plants is to improve heat exchangers, which can be carried out through the use of effective methods of intensifying heat transfer.

**Main part.** The problems of improving heat exchangers, i.e. reducing their size and weight (metal consumption), reducing the power of pumping heat carriers through the apparatus under the condition of a fixed heating capacity [4].

In most cases of practical application of methods for intensifying heat transfer, the developers of heat exchangers, in addition to meeting the technical conditions and ensuring the specified performance characteristics of heat exchangers, pursue the following goals:

1. Increase in the thermal power of the existing heat exchanger without changing the power for pumping heat carriers (or pressure losses) at a fixed flow rate of the heat carriers.

2. Reduction of the temperature difference between the heat carriers to ensure the specified heat output with fixed dimensions of the heat exchanger.

3. Reduction of the weight and size parameters of the heat exchanger while maintaining the heat capacity of the heat exchanger and the level of pressure losses in its ducts.

4. Decrease in the power for pumping the coolant with a fixed heat power and maintaining the heat exchange surface area.

Note that goals 1, 2 and 4 correspond to the tasks of energy saving, and goal 3 is resource saving (reduction of metal consumption and cost).

Intensification techniques essentially reduce the thermal resistance of the near-wall layers during convective heat transfer in the heat exchanger, helping to increase the heat transfer coefficient with or without increasing surface area. Sixteen different methods of heat transfer enhancement have been classified by A.E. Bergles et al. [5, 6] and are divided into passive (do not require external energy supply for intensification) and active methods (require external energy supply).

In complex methods of heat transfer enhancement, any two or more of the listed methods (passive and / or active) are used simultaneously.

Tubular heat exchangers of various types and purposes account for 80-90% of the world and domestic market for heat exchangers. The main advantage of tubular heat exchangers is a wide range of operating temperatures and pressures, the ability to use in various industries and types of technical devices and technologies. In this regard, the results of testing these heat exchangers with various heat transfer intensifiers are considered below.

To date, various methods of intensifying convective heat transfer have been proposed and investigated, which can be combined into the following three main groups [4]:

1. The method of artificial turbulization of the flow in the near-wall zone of tubular heat exchangers (E.K. Kalinin, G.A. Dreitser, S.A. Yarkho and S.G. Zakirov), based on the periodic creation of small vortex zones near the wall, which are a source additional turbulization of the flow.

2. Method of swirling flow inside coiled oval pipes (VM Ievlev, Yu.V. Vilemas and BV Dzyubenko) with longitudinal and transverse flow around close-packed bundles of coiled pipes.

3. Method of controlled separation of the boundary layer (AA Zhukauskas and AA Shlančiauskas) in the case of transverse flow around tube bundles by installing special turbulators on their surface.

With regard to the flow of single-phase heat carriers, flow turbulators on the surface of pipes, rough surfaces and ribbed surfaces are used; swirling the flow with spiral ribs, screw devices and swirlers installed at the channel inlet; mixing gas bubbles to the liquid flow, and solid particles or liquid droplets to the gas flow; rotation and vibration of the heat exchange surface; pulsation of the coolant flow, impact on the flow of electrostatic fields, suction of flow from the boundary layer, jet systems, etc.

To intensify heat transfer in air-cooled devices, pipes with external spiral finning are used. In hot climates, to improve the heat transfer coefficient, the air must be humidified before entering the tube bundles.

The relatively low coefficients of heat transfer from the air side compared to the coefficients for cooled or condensed process fluids can be partially compensated by the development of surfaces on the air side. This is done through the use of bundles of finned tubes.

Due to the ribbing, the heat exchange surface can be increased 10-25 times compared to the surface of smooth pipes. The degree of surface development is optimized taking into account economic considerations and manufacturing technology.

One of the optimization criteria is the parameter characterizing the growth of heat transfer during finning per unit of cost, which initially increases with the growth of the  $A / A$  surface development, but after reaching the optimal values it starts to decrease (Fig. 1). The maximum value of this function gives the optimum value of the degree of surface development, which increases with an increase in the heat transfer coefficient in the pipes [2].

In the optimized parameter  $UA/S/C$  in accordance with Fig. 1, both  $A / S$  and  $U$  depend on the degree of surface development. The parameter  $A / S$ -surface area in contact with air per 1 m<sup>2</sup> of the flow area of the air flow can be easily found for the selected type of finned tubes (Fig. 1).

The heat transfer coefficient  $U$  depends on a large number of parameters and is determined by the equality:

$$\frac{1}{UA} = \frac{1}{\eta F a_0 A} + \frac{1}{a_i A_i} + R_j$$

Where  $a_0$  - is the average value of the variable heat transfer coefficient from the air side;  $\eta F$  - efficiency of ribbing;  $a_i$  - coefficient of heat transfer from the side of the coolant in the pipes;  $R_j$  - thermal resistance, including the contact resistance between the rib and the supporting pipe, the resistance of deposits inside the pipes, pipe walls and deposits on the outer surface of the pipes, the last two resistances being negligible;  $A$  is the total area of the heat exchange surface on one side.

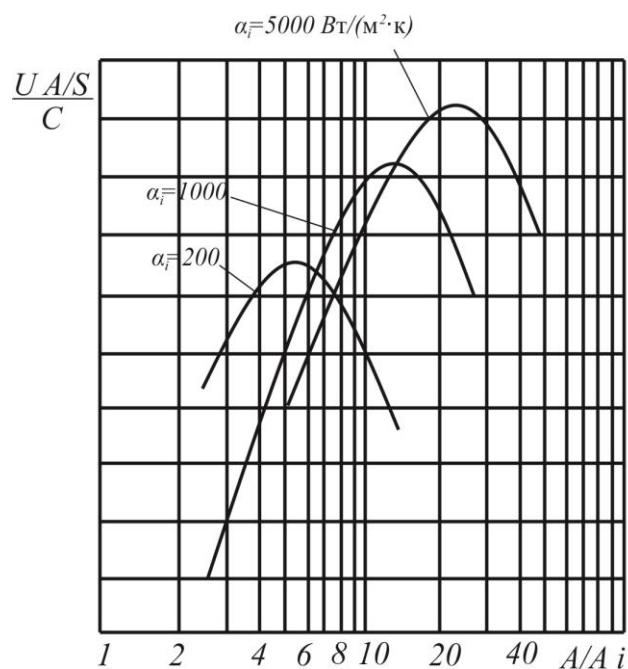


Figure: 1. Optimal value of finned tube surface.

A. The most common finned tubes. In fig. 2. Shows typical finned tubes for air cooled heat exchangers and various methods for attaching the fins to the tubes.

The contact resistance at the base of the fin is the limiting factor when using pipe finning.

Aluminum ribs fitted with an interference fit on a steel pipe (Fig. 2, a, i, d) have high contact resistances, which rapidly increase with increasing temperature. Therefore, their use is limited to temperatures up to 100 °C, since at higher temperatures the fastening of the fins to the pipes is weakened due to the greater thermal expansion of aluminum [3].

Ribs installed in grooves and secured as shown in fig. 2.f, are applicable up to a temperature of 350 °C, but this requires pipes with a wall thickness increased by the depth of the groove.

Ribs extruded from thin-walled aluminum pipes (Fig. 2.g) ensure good contact even when using thin-walled pipes, so that operating temperatures up to 250 °C are quite acceptable. Fastening of fins to pipes, shown in fig. 2, b, h, and, lead to lower contact resistances and are used at temperatures not exceeding the melting temperature of the solder. For a pipe with flat fins (Fig. 2, b), it is allowed to use any type of attachment to pipes of any shape and for any size of fins. For plate type fins, it is allowed to use turbulators, which increase heat transfer from the air side at low air speeds and pressure drops.

In hot-dip galvanizing, a uniform metal strip is applied to the finned pipes, which also serves as an additional protection against corrosion. Welded ribs (Fig. 2, c) are used at high temperatures (over 400 °C), as well as in the absence of the possibility to apply the above-described fastening methods.



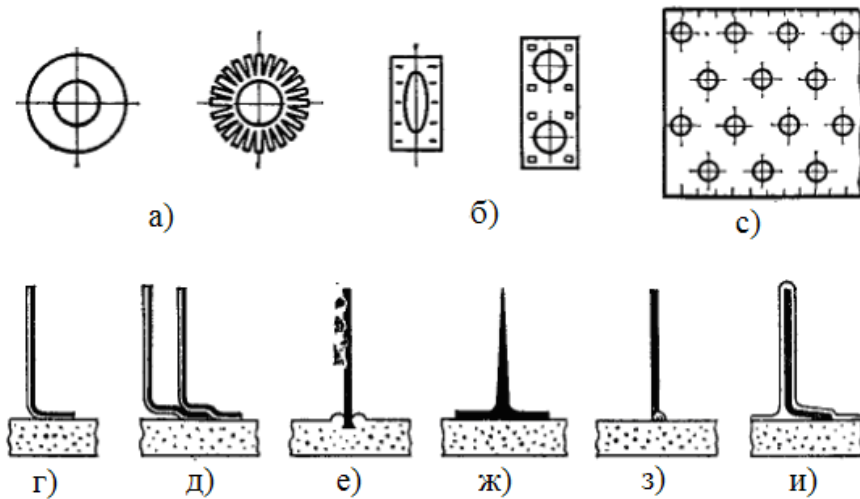


Fig. 2. Various geometries and methods of fastening finned tubes:

*a - round ribs put on with an interference fit; b-rectangular ribs soldered to round or elliptical pipes; c-bundles of pipes with soldered or stretched rectangular ribs; z-welded single L-shaped ribs; d-superimposed on each other L-shaped ribs; e-ribs inserted into the grooves; w-ribs formed by the extrusion method; h-welded or soldered ribs; i-ribs with metal coating.*

**Fin efficiency and temperature distribution in finned tubes.** The efficiency of the rib is estimated in accordance with the scheme shown in Fig. 3.

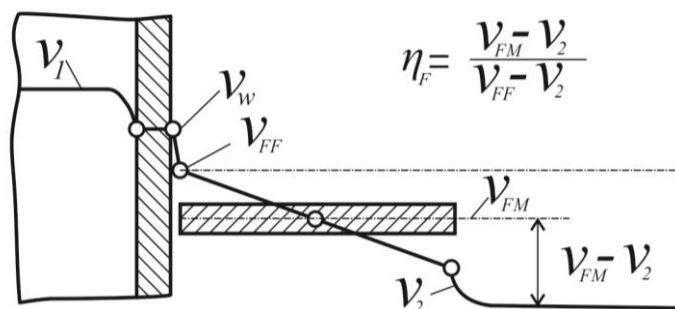


Fig. 3. Temperature distribution in the rib (to determine the efficiency of the rib).

For flat ribs with constant thickness:

$$\eta_F = thX / X$$

here

$$X = h(2a_0 / \lambda_F \delta_F)^{1/2}$$

where  $h$ -is the rib height (often not constant);  $a_0$ -the heat transfer coefficient (changes along the rib);  $\lambda_F$ - thermal conductivity of the rib material (for galvanized ribs, the thermal conductivity is selected as a combination of values for the rib material and the zinc layer);  $\delta_F$ - rib thickness (often unstable) [4].

**Thus**, the chosen method of heat transfer intensification should be effective while maintaining the lowest energy costs required for a known heat exchanger (if the task is to reduce the size) or it should provide a significant reduction in the energy costs for pumping the coolant (if the overall dimensions of the heat exchanger are preserved), or reduce as required ratio and dimensions and energy costs. In addition, when choosing a method for intensifying heat transfer, it is necessary to take into account not only the efficiency of the heat transfer surface itself, but also its manufacturability during manufacture and assembly, as well as the features of the apparatus operation.

#### **References:**

- [1]. Интенсификация теплообмена. Успехи теплопередачи, 2 // Под ред. проф. Жукаускаса А.А. и проф. Калинина Э.К. - Вильнюс, Мокслас, 1998. - 188 с. (Heat transfer intensification. Uspekhi heat transfer, 2 // Ed. prof. Zhukauskas A.A. and prof. Kalinina E.K. - Vilnius, Mokslas, 1998. - 188 p.)
- [2]. Технологические расчеты установок переработки нефти: Учеб. пособие для вузов/Танатаров М. А., Ах- метшина М. Н., Фасхутдинов Р. А. и др. М.: Химия, 1997. 352 с. (Technological calculations of oil processing plants: Textbook. manual for universities / Tanatarov M.A., Akhmetshina M.N., Faskhutdinov R.A. et al. M.: Chemistry, 1997.352 p.)
- [3]. Справочник по теплообменникам: В 2-х т. Т. 2 /С 74 Пер. с англ. под ред. О. Г. Мартыненко и др.— М.: Энергоатомиздат, 2007. 352 с. (Handbook on heat exchangers: In 2 t. Т. 2 / S 74 Per. from English. ed. OG Martynenko et al. - М.: Energoatomizdat, 2007. 352 p.)
- [4]. Сайидмуродов М., Эргашев О., Розикова Д. Экспериментальные исследования интенсификации теплообмена с использованием ленточных турбулизаторов при движении двухфазного потока внутри горизонтальных труб. Фергана. Научно-технический журнал Фер.ПИ. 2014 г., №3. 33-37 с. (Sayidmurodov M., Ergashev O., Rozikova D. Experimental studies of heat transfer intensification using belt turbulators during two-phase flow movement inside horizontal pipes. Fergana. Scientific and technical journal Fer.PI 2014, no. 3. 33-37 p.)

## MAIN FEATURES OF ECOLOGICAL EDUCATION

*Abstract: The article discusses the main features of environmental education.*

*Key words: ecology, ecological problems, ecological education, methodology, methodology, interactive approach*

Environmental education presupposes a continuous process of training, upbringing and personal development aimed at forming a system of scientific and practical knowledge and skills, as well as value orientations, behavior and activities.

The system of environmental education is based on the following principles: humanization, scientific character, integration, continuity, systematic and interconnected disclosure of global, regional and local aspects of ecology.

Environmental education plays an integrative role in the entire system of general secondary education. It performs the following pedagogical functions:

contributes to the formation and development of a single picture of the world in the minds of students;

is an essential component of the humanization of all school education;

forms general educational and universal human abilities to predict one's own activities and the activities of other people;

expands the possibilities of moral education in the learning process.

Most prefer the mixed model, the implementation of which requires the development of the content of the training course "Ecology", the greening of traditional subjects, as well as the development of a series of workshops on environmental research.

From the point of view of psychologists, the attitude to the environment is formed in the process of interaction of the emotional, intellectual and volitional spheres of the human psyche. Only in this case is a system of psychological attitudes of the individual formed. Consequently, the implementation of the tasks of environmental education requires a revision not only of the content of education, but also of the forms and methods of teaching. It is necessary to give preference to such methods, forms and methodological techniques of teaching, which will:

stimulate students to constantly replenish their knowledge about the environment (lessons - business or role-playing games, lessons - conferences, seminars, conversations, student reports, disputes and quizzes).

contribute to the development of creative thinking, the ability to foresee the consequences of nature-forming human activities (these are methods that ensure the formation of intellectual skills: analysis, synthesis, comparison, establishing causal relationships; these are also traditional methods: conversations, observations, experience, laboratory work with a predominance of the heuristic nature of cognitive student activities).

ensure the development of research skills, abilities, teach to make environmentally sound decisions and acquire new knowledge.

involve students in practical activities to solve environmental problems of local and regional importance (identification of rare and endangered species, organization of an ecological path, protection of nature from destruction, identification of risk factors in areas of residence, promotion of environmental knowledge: lectures, conversations, leaflets, drawings, posters ).

The introduction of a system of continuous environmental education requires the formation of practical skills in assessing the quality of the environment. The main contribution to the practical environmental activities of students is made by environmental research and work on assessing the state of the environment, which are an important part of the content of education and are widely introduced into the practice of environmental education of students.

Environmental research allows students to summarize the knowledge gained, apply information acquired in the study of other subjects, express their own point of view and propose solutions to this or another environmental problem.

Thus, today in our country the level of environmental education and environmental culture does not meet the requirements of reality. The tendencies for further development, of course, have been formed, but there are constraining factors that raise doubts about the possibility of large and rapid progress in this direction. In most cases, environmental education is developed by individuals, educational institutions and centers, often with very little financial support from federal education and environmental agencies. In addition, the experience of foreign colleagues is underestimated, primarily in the areas of development of regulatory support and organizational forms of work.

Here I would like to note that in the countries of America and Europe they often talk about education for sustainable development - a concept close to the concept of environmental education, but broader, since it includes related environmental, economic and social problems. It is important to emphasize that in the 1990s, school environmental education in our country followed this path.

In a number of countries, for example in Germany, Great Britain, Sweden, USA, Canada, the Netherlands, Denmark and some others, environmental education is realized through "immersion in nature": classes and games are held outside buildings, certain days and weeks are allocated for projects. The main idea is to awaken a holistic emotional perception of the surrounding nature.

In these countries, two methodological approaches dominate in the system of environmental education, depending on the age of students: play (for children of primary and middle grades) and naturalistic (for high school students).

In fact, a playful approach is used when working with all age groups of the population. On its basis, many natural history courses have been built, textbooks and workbooks have been compiled, board and computer games, and posters have been developed. The positive aspects of this approach include simplicity and clarity, and the negative ones are the slowdown in the development of intelligence and a decrease in the ability to independently acquire knowledge, identified by scientists, that is, the same problems that are caused by the excessive use of tests.

The naturalistic approach in environmental education of the European version of education is very different from Russian practices. On the territories of many schools there are ecological sites, where during the lessons elementary school students study plants and animals. Often there is also a site with meteorological instruments for observing the weather. The purpose of such training is real interaction with objects of the environment and encouraging students to independent research and integrated thinking. Older students study solar installations, water purification devices, artificial reservoirs and their inhabitants, vermicomposters, work in small botanical gardens and go on excursions to nature reserves and national parks.

Extracurricular education is also widely developed in Europe and America. By analogy with Russian leisure centers and organizations of additional education, there are public educational and environmental organizations, the main field of activity of which is field naturalistic education. Children can come to them on their own initiative after lessons. By analogy with Russian circles, there are clubs in which children, uniting in groups, under the guidance of an environmental mentor, collect material and study a specific problem posed by a teacher or scientist.

#### **Literature:**

1. Савватеева О.А., Спиридонова А.Б., Лебедева Е.Г. СОВРЕМЕННОЕ ЭКОЛОГИЧЕСКОЕ ОБРАЗОВАНИЕ: РОССИЙСКИЙ И МЕЖДУНАРОДНЫЙ ОПЫТ // Современные проблемы науки и образования. – 2019. – № 5.;
2. Сальникова, М. В. Экологическое образование и воспитание обучающихся / М. В. Сальникова. — Текст : непосредственный // Молодой ученый. — 2016. — № 11 (115). — С. 1543-1546

## MODEL AND METHODS OF CREATING A BIBLIOGRAPHIC ELECTRONIC PLATFORM OF NATIONAL MANUSCRIPTS AND SCIENTIFIC PUBLICATIONS

*Annotation: This article is mainly about the national and foreign indexes of national and foreign articles and the model and methods of creating the bibliographic electron platform of scientific publications. Basically, the national economy and their rapid development year after year are shown in this article by widely introduced diagrams.*

*Key words: development, cognitive assumptions can distort, hypotheses, via, interprets*

### INTRODUCTION

The **scientific method** is an empirical method of acquiring knowledge that has characterized the development of science since at least the 21th century. It involves careful observation, applying rigorous skepticism about what is observed, given that cognitive assumptions can distort how one interprets the observation. It involves formulating hypotheses, via induction, based on such observations; experimental and measurement-based testing of deductions drawn from the hypotheses; and refinement (or elimination) of the hypotheses based on the experimental findings. These are principles of the scientific method, as distinguished from a definitive series of steps applicable to all scientific enterprises.

Though diverse models for the scientific method are available, there is in general a continuous process that includes observations about the natural world. People are naturally inquisitive, so they often come up with questions about things they see or hear, and they often develop ideas or hypotheses about why things are the way they are. The best hypotheses lead to predictions that can be tested in various ways. The most conclusive testing of hypotheses comes from reasoning based on carefully controlled experimental data. Depending on how well additional tests match the predictions, the original hypothesis may require refinement, alteration, expansion or even rejection. If a particular hypothesis becomes very well supported, a general theory may be developed.

Although procedures vary from one field of inquiry to another, they are frequently the same from one to another. The process of the scientific method involves making conjectures (hypotheses), deriving predictions from them as



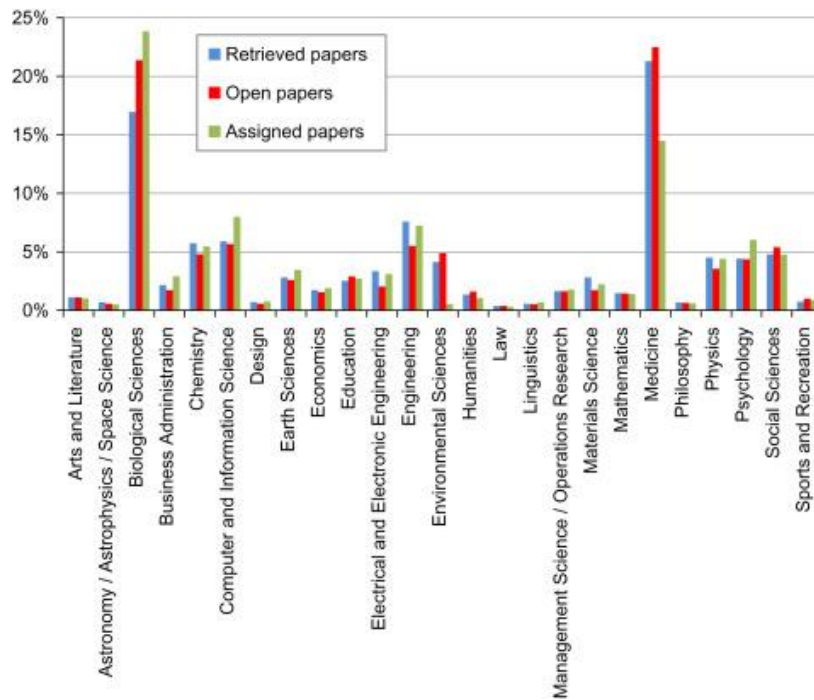
logical consequences, and then carrying out experiments or empirical observations based on those predictions. A hypothesis is a conjecture, based on knowledge obtained while seeking answers to the question. The hypothesis might be very specific, or it might be broad. Scientists then test hypotheses by conducting experiments or studies. A scientific hypothesis must be falsifiable, implying that it is possible to identify a possible outcome of an experiment or observation that conflicts with predictions deduced from the hypothesis; otherwise, the hypothesis cannot be meaningfully tested.

### **MATERIALS AND METHODS**

The purpose of an experiment is to determine whether observations agree with or conflict with the predictions derived from a hypothesis. Experiments can take place anywhere from a garage to CERN's Large Hadron Collider. There are difficulties in a formulaic statement of method, however. Though the scientific method is often presented as a fixed sequence of steps, it represents rather a set of general principles. Not all steps take place in every scientific inquiry (nor to the same degree), and they are not always in the same order.

Mendeley's crowdsourced catalogue is organized around 25 research disciplines and 473 subdisciplines. This classification scheme represents a conceptual structure that not only serves to organize the bibliographic references, but is present in the arrangement of groups and profiles as well. These subject classes come from the Online Computer Library Center (OCLC), a consortium of libraries assembled to reduce costs and improve access to information.

Mendeley uses a peculiar criterion to assign papers to these subject classes. This process is made according to the readers of the documents. Thus a paper is not assigned to a discipline by its content, but by who its readers are. In this way a paper is classified as Mathematics if the highest percentage of its readers come from a Mathematics background. This would be correct if the paper had a large number of readers as it is logical that users would be interested in papers from their own research area. But for the majority of papers which barely reach ten readers (85 per cent), this criterion would produce a certain randomness and generate a serious problem of misclassification. This could mean, for example, that a paper published in a mathematics journal and tagged with mathematics keywords is assigned to Physics because a physicist user decided to include that reference in his or her library. Thus classification is influenced by the readers' field of study, so as many users from a discipline read a paper more likely that paper is assigned to that disciplinary group. It is not surprising therefore that the thematic distribution of papers coincides with the distribution of users, as will be seen later. To avoid this limitation and increase the findability, Mendeley also links each document with the other two most frequent disciplines of their readers. For example, a paper assigned to Mathematics could be retrieved by Physics and Computer and Information Science as well due to the second and third group of readers belong to those disciplines.



**Figure 4.1 and Table 4.3 show the percentage of retrieved, assigned and open papers by discipline, that is records that can be searched in the Papers section**

Retrieving documents by discipline, the aggregated total is 66.2 million. As we saw above, this number is arrived at because the same paper can be linked to up to three disciplines. Taking only the principal discipline, the total number of uploaded papers by the users to the public catalogue is 14.7 million documents, a percentage rather low according to the global estimate of 114 million in the system (Pimasoli, 2014). This could indicate that approximately nine out ten documents are privately managed in each user's library, a figure that is not very optimistic for the sharing of documents in Mendeley.

#### **Reference:**

- [1]. Prengel, A. (1995). *Pädagogik der Vielfalt* (2nd ed.). Opladen: Leske & Budrich. 11-17 P.
- [2]. Bastian, J. & Helsper, W. (2000). *Professionalisierung im Lehrberuf – Bilanzierung und Perspektiven*. In J. Bastian, W. Helsper, S. Reh, S. & C. Schelle (Eds), *Professionalisierung im Lehrberuf. Von der Kritik der Lehrerrolle zur pädagogischen Professionalität* (167-192). Leske & Budrich.
- [3]. Reh, S. (2004). *Abschied von der Profession, von Professionalität oder vom Professionellen? Theorien und Forschungen zur Lehrerprofessionalität*. *Zeitschrift für Pädagogik*, 47 (3), 358-72.
- [4]. Senge, P. M. (1996). *Die fünfte Disziplin. Kunst und Praxis der lernenden Organisation*. Stuttgart: Klett-Cotta.
- [5]. Davis, B. & Sumara, D.J. (2000). *Curriculum forms: on the assumed shapes of knowing and knowledge*. *Journal of Curriculum Studies*, 32 (6), 821-45.

Darling-Hammond, L. (2000) (Ed.). Studies of excellence in teacher education. Washington DC: American Association of Colleges for Teacher Education.

*Nizamatdinov E.K.  
International Islamic Academy of Uzbekistan*

## **NASAF IS A CITY OF SCIENTISTS**

*Annotation: This article is about the life of Islamic scholars who lived and worked in our country. In particular, it provides information on the heritage of scholars operating in Nasaf. Their scientific journeys and works are described. The information is periodically separated. This information comes from reliable sources.*

*Key words: Nasaf, Maverounnahr, Timurids, science, enlightenment, religion, inheritance, works, teaching, hadith, tafsir, scholar, hadith scholar, faqih, mufassir, pious, righteous, zahid, sheikh, mashaikh, hafiz, tradition*

Nasaf was one of the highest centers of science and enlightenment in Bukhara, Samarkand, Khiva and Tashkent. Nasaf scholars, like other scholars of the scientific center, had a positive impact on the scientific and social life of Movarounnahr and the Muslim world in general, creating a healthy religious and spiritual environment, the formation of the Hanafi sect and the doctrine of Moturidism. The first President of the Republic of Uzbekistan Islam Karimov noted that more than a dozen scholars nicknamed "Nasafiy" enriched the Islamic world with their invaluable scientific heritage, raised the glory of the country and became the pride of the Uzbek people [2,4]. Therefore, it is the supreme duty of all of us to study deeply the life and scientific heritage of these ancestors, to eradicate the superstitions observed in our society, while behaving with dignity in the face of their great services. With this in mind, one of the priorities in the current era of globalization is to avoid various religious and ideological attacks and destructive ideas, and to get acquainted with the rich scientific heritage written by our ancestors.

In the words of the head of our state Shavkat Mirziyoyev: "Proper singing of Islam is a great education for our people [7]," it is not difficult to feel how important this task is.

It is no exaggeration to say that Nasafiy scholars became famous not only in Movarounnahr, but in the whole Islamic world, as the ancient city of Nasaf, one of the cities of Movarounnahr, has many aspects of knowledge and enlightenment that are not inferior to cities such as Bukhara, Samarkand and Tashkent. Nasaf is located in the center of the Great Silk Road and it has been constantly evolving. However, in 1219, after a six-month siege of Otrar, Genghis Khan invaded Samarkand and then made his way to Nasaf. The Mongols occupied Movarounnahr almost completely in 1220 and destroyed many towns and villages. They will kill everyone - men, women, young and old, and set fire to

architectural monuments, mosques and madrasas, palaces and castles. In particular, many of the villages and settlements of Nasaf, mentioned by the twelfth-century scholar Samani, will be destroyed. By the end of the thirteenth century, scientific, cultural, and economic addresses had almost ceased to exist. Later, Kebekhan (1318-1326), one of the Mongol khans, founded the city of Karshi, 12 km from the front of Nasaf. In this way, Karshi became a stronghold for the Mongols [5,359].

In the late seventh and early ninth centuries, large schools of hadith and jurisprudence emerged in Nasaf and Kesh. The science of tafsir was also established here in the ninth century, and scholars such as Ibrahim ibn Maqil Sanjani and Muhammad ibn Nasr al-Nasafi in particular took the lead in this regard. Students from different parts of the Muslim world studied in these schools. In the ninth century, Mu'adh ibn Yaqub Nasafi, Khalaf ibn Sulayman Dirizdahi, in the tenth century Asad ibn Hamdawayh Varsini, Ahmad ibn Muhammad Tadiani, Muhammad ibn Asim Ustugdadi, Abdurrahman ibn Muhammad Astrobodi [1,226], in the eleventh century Abdulaziz ibn Muhammad Nakhshabi, Muhammad ibn Ahmad Baladi, Abu Bakr al-Nasafi in the 13th and 14th centuries, Azizuddin al-Nasafi in the 13th and 14th centuries, Lutfullah al-Nasafi al-Qaydani, Najmuddin Abu Hafs Umar al-Nasafi (1070-1143), Abulfazl Muhammad Burhan Nasafi (600-679 / 1201-1281), Abu Ali Hussein Nasafi (d. 424). Dozens of scholars and scholars such as 1034) became famous throughout the Islamic world. In later centuries, this scientific tradition was successfully continued.

Abu Abdur-Rahman Mu'adh ibn Ya'qub al-Nasafi was a pious and righteous scholar who lived in the ninth century. He became famous in the science of hadith, compiling mainly hadiths on asceticism, and sources say that many students learned from him.

Abu Sa'id Khalaf ibn Sulayman Dirizdahi was one of the hadith scholars. He was born in the village of Dirizdah in Nasaf. In search of knowledge, he was in the cities of Iraq, Damascus, and died in 300 / 912-3.

Abulhoris Asad ibn Hamdawayh Varsini Nasafi is known as a historian and hadith scholar. He was born in the village of Varsin in Nasaf province. He was educated by such great scholars of his time as Tufayl ibn Zayd Tamimi, Musanna ibn Ibrahim Gubdini and Abu Isa al-Tirmidhi. He had disciples in many cities of Movarounnahr. He died in 315 / 927-8.

Abu Sa'd Abdur-Rahman ibn Muhammad Astrobodi was educated by the great scholars of Idrisi Jurjan, Baghdad and Marv. He went to Khorasan and Iraq and memorized hadiths from many hadith scholars. According to narrations, he memorized a hundred thousand hadiths. Dhu'l-Hijjah, 406 / died in Samarkand in June 1016 [1,228]. Abu Muhammad Abdulaziz ibn Muhammad Nakhshabi was born in 1018 in the village of Ustugdodiza in Nasaf. He was called Hafiz al-Hadith because of his ability in hadith. Nakhshabi was in Iraq, Hijaz, Damascus and Egypt in search of knowledge and was educated by the great scholars of his time.

He returned to his homeland from his scientific journey and began teaching there. He died in Nakhshab in 457/1066.

Abu Bakr Muhammad ibn Ahmad Baladi Nasaflik is one of the famous scholars. He was educated by such scholars as Abu al-Abbas Mustaghfir and Abu Nasr Ahmad ibn Ali Momargi. He died in 504/1111.

Muhammad ibn Abu Bakr Nasafi was a scholar and poet who lived in the late twelfth and early thirteenth centuries. He wrote such works as "Lubab al-albob (The Best Mind)", "Javomi al-hikayat and lawami' ar-narration (Summary of Stories and Lightning of Narrations)". He taught in Samarkand madrassas.

Azizuddin Nasafy was one of the mystics, philosophers and poets who lived in 1240-1300. In all his works the image of the perfect man is advanced. His works such as "Zubdat al-haqqaiq (Cream of Truths)", "Maqsad al-aqsa (Supreme Purpose)", "Kashf al-haqqaiq (Revealing Truths)" are especially famous.

Fiqh Lutfullah Nasafi Fazil Kaydani, a jurist who lived in the late 13th and first half of the 14th centuries. The scholar's work "Matolib al-Musalliy" was famous. Another title of the work is 'Fiqh al-Qaedani', which was taught in madrassas as one of the popular manuals in Central Asia. The scientist died in 1349.

In this way, according to tradition, until the X-XI centuries, works were written here in Arabic, and in the late XI and early XII centuries began to be written in Persian. During the Timurids, books were written in Arabic, Persian and Turkish. Nasir Muhammad, in his book Nasaf and Kesh Scholars, mentions the lives of more than fifty Nasaf scholars. According to research, in the VII-XII centuries in Movarounnahr lived more than 3,000 muhaddiths, of whom more than 1,000 worked in Samarkand, more than 600 in Bukhara and more than 400 in Nasaf, and the rest in other regions of Movarounnahr [6,14].

In conclusion, there have been individuals in the history of human development whose activities have not only transcended the boundaries of local, cultural territory, but have also crossed the boundaries of epochs and become part of a global process in the development of ideas. Their works, like all rare events, embody the most valuable aspects of past experiences, defining the scientific thought of society and the progress that spiritual culture will take in the many centuries to come. As mentioned above, Islamic Sharia in our country has developed on the basis of the Hanafi school and the teachings of Moturidi. At the same time, Hanafi scholars, followers of Imam Moturidi were formed and their activities developed. It is no exaggeration to say that the role of Nasaf scholars is very important. It is no secret that they have been diligent in transmitting Islamic knowledge to the next generation.

Based on the materials and conclusion of the article, the following suggestions can be made:

1. It is worthwhile to study the contribution of the scholars who played an important role in the formation and development of the doctrine of Moturidiya, in particular, the scholars of Nasaf.



2. To study the scientific activity and heritage of these scholars and to show their importance in overcoming certain problems.

**References:**

1. Abdul Karim ibn Muhammad as-Sam'ani. al-Ansob (Nasabnoma). Translators: Abdulgafur Razzoq Bukhari, Komiljon Rakhimov. - T .: "Hilol" publishing house, 2017.
2. Karimov I.A. Speech at the solemn ceremony dedicated to the 2700th anniversary of the city of Karshi // People's speech. - T .: 2005y. – № 183. - B.4.
3. Mirziyoev Sh. We will build our great future together with our brave and noble people. The book contains speeches of the President of the Republic of Uzbekistan Shavkat Mirziyoyev at election meetings with voters of the Republic of Karakalpakstan, regions and the city of Tashkent from 1 to 24 November 2016. - T .: "Uzbekistan", 2017.
4. Uvatov U. Life and legacy of Abul Mu'in al-Nasafi. - T .: "Ma'naviyat", 2003.
5. Ravshanov P. History of injection. - T .: "Yangi asr avlodi", 2006.
6. Rahimjonov D. The development of the science of hadith in Samarkand in the VII-XII centuries (based on the work of Abu Hafs an-Nasafi "al-qand fi ma'rifati ulomai Samarkand"): Tar. fan. nom. diss. - T .: TIU, 2003y.
7. [www.daryo.uz](http://www.daryo.uz) From the speech of the President of the Republic of Uzbekistan Shavkat Mirziyoyev at the meeting on the development of the film industry and radical reform of the industry. 30.12.2017y.

*Nizomova M.B.*  
*teacher*  
*Karshi state university*  
*Karshi, Uzbekistan*

## CLASSIFICATION OF PEDAGOGICAL TERMS IN ENGLISH AND UZBEK LANGUAGES

*Abstract: The minds of those who are building the great state of the future must be imbued with a sense of ever-burning zeal for the restoration of new economic relations and the production of material goods. The main task of pedagogical schools, educational institutions, lyceums, gymnasiums, colleges, institutes and universities is to bring up a person rich in such positive qualities. Therefore, it is the duty of every person who has entered the science of pedagogy to establish pedagogical terms, to apply them, to translate and analyze the essence of the original content, as well as to link it with education and upbringing.*

*Keywords: pedagogical terms, education, assessment, dissertation, scientific report, punishment, state grant, state education, process portfolio.*

### **Introduction.**

As the great scholar A. Avloni noted: "Education is life for us. it is a matter of death, salvation, destruction, happiness, or calamity. Indeed, the role of education is extremely important in the achievement of human life, happiness, pure human activity.

It is known that the upbringing of young people is the product of our work, which is a positive result for each of us, if we can form a spirit of devotion to our national customs, traditions, immortal heritage, which are precious to us.

To do this, we must first instill in the minds of young people such concepts as national pride, national consciousness, national idea, spirituality, high culture. Because without knowing and studying history, without receiving spiritual nourishment from it, it is impossible to achieve the future, the dreams of the future.

Since the subject of pedagogy is a science that equips people, youth and professionals with modern laws, content, methods and tools of teaching and education, its methodological basis, goals and objectives are the harmony of personal development in the material and spiritual development of the world. laws and modern policies of the state.

Education is the task of society, and it takes a definite form not only under the influence of production relations, but also under the influence of the ideas of this or that theory of education put forward in different historical periods. Represents the result of the work of rhetoricians and educators. In the past, the educational process was carried out directly by adults in labor activities, but as

society developed, such an approach did not meet the demand. Now there are educated and experienced people. Classes became more and more organized, and gradually educational institutions emerged. In Uzbek linguistics, new steps have been taken in the study of terms, such as research on scientific terminology, professional, lexicon of the Uzbek language, as well as encyclopedias and annotated dictionaries. Ensures the enrichment and improvement of the Uzbek language, including through the introduction of universally recognized scientific, technical and socio-political terms. Pedagogy has come a long way and now includes well-formed scientific knowledge, large theoretical and practical materials, terms.

Each national language creates its own systems of scientific terminology. One of such systems is the pedagogical terminology of the Uzbek language. The work of educating the younger generation has long been formed, and therefore, although some lexicons are used as terms, modern pedagogical science and its current form, terminology appeared in the life of Uzbeks after the beginning of the XX century. So, pedagogy cannot be imagined without special terms. At the same time, it can be concluded that in the lexicon of the modern Uzbek language there is a special terminological system - pedagogical terminological system, which is used in practice. From the point of view of cognitive linguistics, the process of creating a nominative unit is studied in close connection with the processes of processing, organizing and preserving knowledge in the human brain, their reflection in linguistic forms, conceptualization and categorization. The characteristics of nomination by terms are determined during the analysis of how new terms are formed in different ways. The similarity of associations that create terms belonging to different languages is due to the universality of semantic shifts, which in turn is explained by the universality of the thought process specific to different languages. Associative relationships often take on a national character and expression, and the use of common words as pedagogical terms is one of the most common ways of creating terms in terminology.

Terms are formed on the basis of a vernacular language, which uses national means and methods of expression of special concepts, as well as the discovery of new types. By recording and regulating the professional experience of many generations, terms become an area that further enhances the role of language in human speech. For example: Terms used in pedagogical activities, *punishment* (*Jazolash, наказание*) the cessation of their negative appearances, the emergence of feelings of guilt and regret through a negative assessment of the character of the person.

**Portfolio process** (*jarayon portfoliosi* portfolio process, портфолио процесса) – Demonstrates the process and level of independent application of knowledge and skills acquired by students in the implementation of educational, research, creative, information, social projects. The portfolio should reflect all stages of the project activity, pedagogical terms such as project development (planning and organization of activities), technological stage (implementation of

activities), final stage (presentation and evaluation of results) in both Uzbek, English and other languages applied. **Assessment** (*Baholash*)- the way in which various sources are used to draw conclusions about the classification of people, objects, or programs for a specific purpose.

As the field of human knowledge expands, many new concepts begin to emerge. It is safe to say that pedagogical terminology is actively used in all aspects of the education system. Historically, there have been many educational lexemes. Thus, the roots of education in the East go back to ancient times. At the beginning of the last century, the need for pedagogical terms increased as a result of the growth of national consciousness of the peoples of Turkestan, the reform of schools and madrasas, the wider teaching of secular knowledge. . Behbudi, Shakuri, Ayni, Hamza, Munavar Qori, Avloni and others opened new Muslim schools in Russia, Crimea and Orenburg, got acquainted with their teaching methods and adapted to local conditions. As a result, textbooks and manuals for these schools were created, and for the first time in these textbooks began to form special terms related to education. The new pedagogical term includes ready-made lexical meanings that already exist in the names. The ability to form new pedagogical terms depends on the internal capabilities of the language and is determined by the degree to which different word-formation methods and models have been developed. Such pedagogical terms are created in an associative semantic way. Their words can be divided into the following groups. First of all, pedagogical terms can be divided into two main groups. 1. Terms of educational theory. 2. Terms of upbringing theory. 1. Terms related to the education system, curriculum, subject of study, educational nature of education. 2. Terms related to the system of education: upbringing, educator, moral education, labor education c. h. It should be noted that in English and Uzbek languages, pedagogical terms can be divided into groups. For example:

1. Names of persons whose activities are related to education: rector, vice-rector, dean, teacher, class teacher.

2. There are many terms that express pedagogical concepts. Institute, pedagogy, method, practice, entrant, school, lesson, teacher, exam, book, school, etc. According to the researcher, there are more than ten thousand pedagogical terms.

3. Legislative terms are also widely used in English and Uzbek in the field of pedagogy. For example, **The state and society** (*davlat va jamiyat*) is a separate component of the National Training Program of the Republic of Uzbekistan on the management and control of the training and education system, the requirements and conditions of training. **The national anthem** (*Davlat gimni*) - one of the state symbols, a ceremonial musical or musical-work, usually performed in situations provided for by special law, may be accepted to stand up during the performance and take off the hat.<sup>13</sup>

---

<sup>13</sup> X.Paluanova, M.Musurmonova, K.Riskulova, Z.Kurbanniyazova. "Pedagogik atamalar ro'yhati" 16.11.2012

*The state grant* (Davlat granti) - 1) performance of subsidized research or development covered by the state order. 2) paid funds allocated for financial support of scientific research, scientists, authors of works of literature and art. A grant is not a loan that must be paid. This is a gift for completing a specific task. A government grant is a state-funded university that pays for the tuition of students. *The secular nature of state, municipal educational institutions* (Davlat munitsipal ta'lim muassasalarining dunyoviy xarakteri) - one of the principles of state policy in the field of education. *The state educational standard* (Davlat ta'lim standarti) –is adocument that defines the main state requirements for the necessary,sufficient degree of education and the volume of the training load.

The languages being compared also have abbreviations for pedagogical terms. That is, it is an abbreviation, as many people think, but a particular type of service, situation, or special attention. In our research, we have seen that such terms are also available in English and Uzbek and are widely used in pedagogy. For example:

«VIP»

Ab.	In Uzbek	In English	Ab.
<b>AKT</b>	Axborot kommunikativ texnologiyalari.	Information and communication technology.	<b>ICT</b>
<b>AO'T</b>	Avtomatlashtirilgan o'qitish tizimi	Automated Teaching System	<b>ATS</b>
<b>BMT</b>	Birlashgan Millatlar Tashkiloti	United Nations Organization	<b>UNO</b>
<b>DTS</b>	Davlat ta'lim standarti	State Educational Standard	<b>SES</b>
<b>IELTS</b>	Xalqaro ingliz tili test tizimi	International English Language Testing System	<b>IELTS</b>
<b>ITI</b>	Ilmiy tadqiqot institutlari	Research Institutes	<b>RI</b>
<b>ECTS</b>	Kridetlarni to'plash va o'tqazishning Yevropa tizimi	European Credit Transfer System	<b>ECTS</b>
<b>OTM</b>	Oliy Ta'lim Muassasasi	Higher Educational Institute	<b>HEI</b>
<b>UNESCO</b>	Birlashgan Millatlar Tashkilotining ta'lim, fan va madaniyat	United National Educstional Scientific and Cultural Organization	<b>UNESCO</b>

	masalalari bo'yicha maxsus tashkiloti		
<b>MO'</b>	Masofaviy o'qitish	Distance Learning	<b>DL</b>
<b>YDI</b>	Yagona Davlat Intixoni	The Only State Exam	<b>TOSE</b>

The XXI century, as the information age, requires the informatization and technologicalization of education. It is difficult to imagine the prospects of pedagogical science and the educational process without computers and the Internet. Therefore, every educator working in the education system requires the process of informatization, the use of electronic networks, knowledge of computer technology, their introduction into the educational process. It requires knowledge, skills and competencies to work with them. Here are some examples of these terms that are widely used in pedagogy in English and Uzbek. *For example: Фрейм(ramka), мез(yorliq), браузер, веб-обозреватель, ( veb-brauzer, web browser), Virtual doska, on-line, smart board e.t*

### **Conclusion.**

So, pedagogy cannot be imagined without special terms. It can be concluded that in the lexicon of modern languages there is a special terminological system - pedagogical terminological system, which is used in practice. This, in turn, will help educators to keep pace with the times, their adaptation and socialization to the information and computerized education system, understanding of e-pedagogy and trends in the global education system, socially active pedagogical activity.

### **List of used literature:**

1. X.Paluanova, M.Musumonova, K.Riskulova, Z.Kurbanniyazova. "Pedagogik atamalar ro'yhati" 16.11.2012
2. Герд А.С. Еще раз о значении термина // Лингвистические аспекты терминологии.– Воронеж: Изд-во Воронеж.ун-та, 1980. – С. 3-9.
3. Paluanova H. The new trends in contemporary linguistics//LangLit: AnInternational Peer-Reviewed Open Access Journal (ISSN 2349-5189), IBI Factor 2015 – Indexed – 2.4. India, 2016, Vol-2, Issue–4.
4. Ростовский Государственный Педагогический Университет. В. И. ТУЗЛУКОВА "МЕЖДУНАРОДНАЯ ПЕДАГОГИЧЕСКАЯ ТЕРМИНОЛОГИЯ:ТЕОРИЯ, ПРАКТИКА, ПЕРСПЕКТИВЫ".Диссертация/10.02.20



## **FARG'ONA VILOYATIGA IQTISODIY TAVSIF VA UNDA TURIZMNING AHAMIYATI**

*Annotatsiya: ushbu maqolada Farg'ona viloyatining asosiy iqtisodiy tarmoqlari, ularning 2020-yilning dastlabki yarim yilligidagi iqtisodiy faoliyati tahlil qilingan. Shuningdek viloyat iqtisodiyotida turizmning tutgan o'rni, ahamiyati hamda mavjud imkoniyatlar ko'rib chiqilgan.*

*Kalit so'zlar: iqtisodiyot, sanoat, qishloq xo'jaligi, investitsiya, geografik joylashuv, eksport, import, Hunarmandlar festivali.*

*Nosirov B.G., Magistr  
of the National University of Uzbekistan*

## **ECONOMIC CHARACTERISTICS OF FERGANA REGION AND THE IMPORTANCE OF TOURISM IN IT**

*Annotation: This article analyzes the main economic sectors of Fergana region, their economic activity in the first half of 2020. The role, importance and existing opportunities of tourism in the regional economy were also discussed.*

*Key words: economy, industry, agriculture, investment, geography, export, import, Crafts Festival.*

Farg'ona viloyati O'zbekistonning sharqiy qismida joylashgan bo'lib, uzoq tarixga ega qadimiy hududlardan biridir. 1938-yil 15-yanvarda viloyat sifatida tashkil etilgan bo'lib, maydoni 6.8ming km<sup>2</sup>, aholisi 2020yil 1-oktabr holatiga ko'ra 3million 817ming kishini tashkil etmoqda. Ma'muriy jihatdan tarkibida 15ta tuman, 9ta shahar, 10ta shaharcha va 164dan ortiq qishloq fuqarolar yig'ini mavjud.

Farg'ona respublikamizning yirik sanoat markazlaridan biri hisoblanadi. Viloyatda sanoat tarmoqlarini rivojlantirish uchun qulay geografik joylashuvi, resurslar bilan ta'minlanganlik darajasi katta ahamiyatga ega. Asosiy sanoat tarmoqlari sifatida yoqilg'i energetika, kimyo, mashinasozlik, qurilish materiallari, paxta tozalash va qayta ishlash, yengil va oziq-ovqat hamda elektr energiya ishlab chiqarish tarmoqlari salmoqli ahamiyatga ega. Viloyatning eng yirik kimyo sanoati zavodlari Farg'ona va Qo'qon shahrida joylashgan "Azot" ishlab chiqarish birlashmalari, 1956-yilda tashkil etilgan Qo'qon superfosfat zavodi, shuningdek kimyoviy tolalar, furan birirkmalari zavodi shular jumlasidandir. Yoqilg'i energetika sanoatining rivojlanishi esa Farg'ona va Oltiariq neftni qayta ishlash zavodlari faoliyati bilan bog'liq. Qurilish sanoatida

ham viloyatlar o'rtasida Farg'ona o'z o'rniga ega bo'lib, bunda Quvasoy sement zavodining ahamiyati benihoya katta. Bu zavod respublikada ishlab chiqariladigan sementning to'rtidan bir qismidan ko'prog'ini beradi. Hozirgi kunda shu sement zavodi negizida shifer, g'isht, turli chinni va shisha idish ishlab chiqarish zavodlari ishlab turibdi. Viloyatda 2019-yil yakuni bo'yicha mavjud 418ta qo'shma korxonalar hamda 29600ta kichik korxonalar faoliyat yuritmoqda.[1]

2020 yil yanvar-iyun oylarida Farg'ona viloyati bo'yicha yalpi hududiy mahsulot (YAHM) hajmi 16 857,3 mlrd. so'mni tashkil etdi va 2019 yilning tegishli davriga nisbatan 0,5 % ga o'sdi. 2020 yilning yanvar-iyun oylari yakunlari bo'yicha aholi jon boshiga YAHM 4 474,9 ming so'mni tashkil etib, bu ko'rsatkich o'tgan yilning shu davriga nisbatan 1,3 % ga kamayganini ko'rish mumkin. O'zbekiston Respublikasi bo'yicha YAIMni shakllantirishda Farg'ona viloyatining ko'shgan hissasi shu 6 oy hisob kitoblari bo'yicha 6,6 % ni tashkil etmoqda.

2020-yil yanvar-iyun oylari davomida 634,1 mln.dollar tashqi savdo aylanmasi amalga oshirildi. Bundan eksport ulushi 249,2 mln. dollar, import esa 384,9 mln.dollarni tashkil etdi. Bugungi kunda viloyatda 7 988 ta sanoat korxonalari faoliyat ko'rsatayotgan bo'lib, ularning hududiy tarqalishi bo'yicha dastlabki yetakchi hududlar -1358 tasi Qo'qon shahri, 953 tasi Marg'ilon shahri, 972 tasi Farg'ona shahridir. Joriy yilning yanvar-iyun oylarida viloyatda 663 ta yangi sanoat korxonalari tashkil etilgan bo'lib, ulardan 68 tasi Qo'qon shahri, 68 tasi Marg'ilon shahri, 58 tasi Farg'ona shahriga to'g'ri keladi. 2020 yil yanvar-iyun oylari yakunlari bo'yicha viloyat korxonalari tomonidan 9 458,2 mlrd. so'mlik sanoat mahsulotlari ishlab chiqarildi.

2020 yil dastlabki 6 oyi davomida asosiy kapitalga kiritilgan investitsiyalarning umumiy hajmi milliy valyutada 4 876,8 mlrd. so'mni yoki 2019 yilning mos davriga nisbatan o'sish sur'ati 93,2 foizni tashkil qildi. Eng ko'p kichik biznes sub'ektlari savdo tarmog'ida 1 114 ta (jami tashkil etilgan sub'ektlarning 40,9 foizi), sanoat sohasida 661 ta (24,3 foizi), qishloq, o'rmon va baliqchilik xo'jaligida 263 ta (9,7 foizi) va qurilishda 221 ta (8,1 foizi) tashkil etilgan.

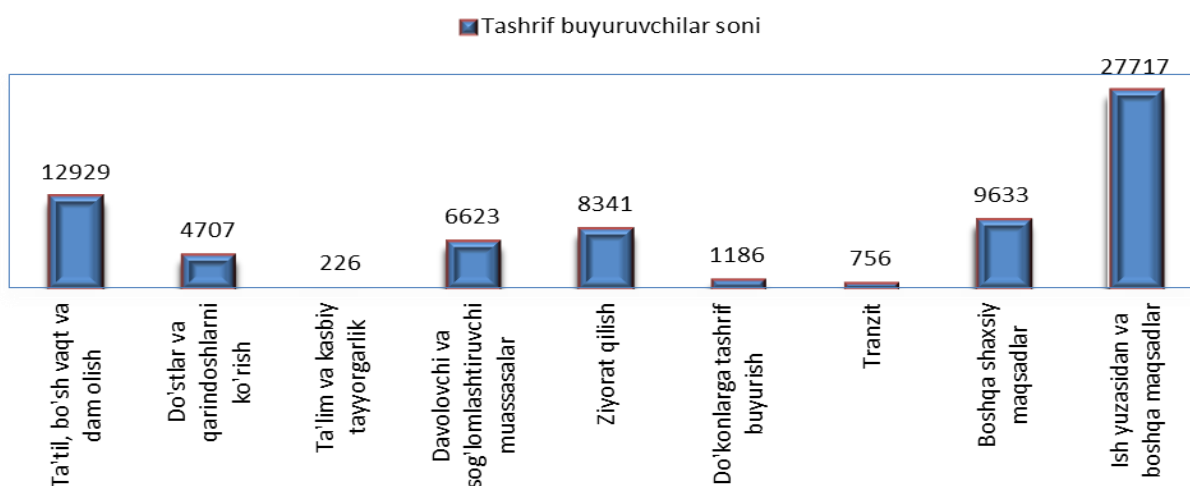
Umumiy holatda 2020 yilning yanvar-may oylarida viloyatdagi jami iqtisodiyot tarmoqlaridan 345 053,6 mln.so'm miqdorda yakuniy moliyaviy natija olindi. 2019 yilning shu davriga nisbatan solishtirganimizda, foyda hajmi 2019 yil yanvar-may oylarida 494 520,6 mln. so'm foyda bilan yakunlangan, 2020 yil joriy davrda foyda 345 053,6 mln. so'mni tashkil etdi. Albatta viloyatda ishlab chiqarish jarayonlari rivojlanishi, eksport-import salohiyatiga COVID-19 pandemiyasi o'zining juda kata ta'sirini ko'rsatdi. Shu sababdan ba'zi tarmoqlarda pasayish holatlari kuzatildi, lekin qishloq xo'jaligi tarmoqlarida o'sish ko'rsatkichlari saqlanib qoldi.[2]

Farg'ona viloyati iqtisodiyotining rivojlanishi, YaIM qiymati, aholini ish bilan ta'minlanishi, infrastrukturani shakllanishida turizm o'ziga xos ahamiyatga ega. 2019-yil yakuni bo'yicha viloyatda tashrif buyuruvchilarga xizmat

ko'rsatuvchi 7ta turistik tashkilot ro'yxatdan o'tkazilgan. 2019-yil davomida ushbu firmalar tomonidan 1557 nafar turistlarga xizmat ko'rsatilib, 170 nafar turistlar qabul qilindi, 893 nafari jo'natildi. Ushbu tashrif buyuruvchilarning 429 nafari 1kunlik tashrif buyuruvchilar bo'lsa, 634 nafari tunab qoluvchilardir.(1-diagramma) Viloyatda so'nggi yillarda turistik obyektlarga alohida e'tibor ko'rsatilayotgani, Qo'qon shahrida har 2yilda 1marta hunarmandlar festivali, Marg'ilon shahrida 6-11-oktyabr kunlari An'anaviy hunarmandchilik va dizayn bo'yicha treninglar tashkil etilayotgani viloyat hududiga sayyohlarning qiziqishini oshirmoqda. Hozirda 7ta turistik firmada jami 50dan ortiq aholi ish biland band bo'lib, ularning 17nafari oliy ma'lumotli, 33 nafari o'rta malumotlilardir. Jami faoliyat yuritayotgan mutaxassislarning 14nafari ayollar tashkil qiladi. Mutaxassislar orasida 8ta menedjer, 2ta gid va 24ta ekskursionovodlar mavjud. Viloyat hududida jami 87ta joylashtirish vositalari ya'ni mehmonxonalar ro'yxatga olingan bo'lib, mehmonlarga 594 nafar hodim xizmat ko'rsatmoqda.

### 1-jadval

#### Farg'ona viloyatiga tashrif buyuruvchilarning tashrifdan maqsadiga ko'ra tavsiflanishi (2019-yil)



2019-yil davomida 72118ta mehmonlar joylashtirilgan bo'lib, asosan 27717 nafari ish yuzasidan viloyatga tashrif buyuruvchilardan iborat. Tashrif buyuruvchilar orasida 14nafari viloyat hududida 180-365-kun oralig'ida tunab qolgan. Viloyat hududida turizmning rivojlanishiga viloyat hududida mavjud 33ta sanatoriya ham katta ijobiy ta'sir ko'rsatmoqda. Ularda 1677ta turistlarni joylashtirish imkoniyati mavjud. Viloyat 2019-yil davomida jami 8011ta sayyohlik yo'llanmalari sotilib, undan viloyat iqtisodiyotiga jami 9489 million so'm miqdori daromad keldi. 2018-yilda esa turizmdan tushgan daromad 5109 million so'mni tashkil etgan.[3]

2019-yilda daromadlar 2018-yilga nisbatan 4380million so'mga yoki 85%ga oshganini ko'rishimiz mumkin. 2019-yil oxiri 2020-yil davomida turizmdan olinadigan daromadlar miqdoriga COVID-19 pandemiyasi juda kata

ta'sir o'tkazdi. Turizmdan olinayotgan daromad YaHMning 0.5 foizini tashkil qilsada, kelgusi yillarda turistik infrastrukturaning yanada rivojlanishi, hukumatimiz tomonidan berilayotgan alohida e'tibor sabab bu ko'rsatkich yanada o'sishiga ishonamiz.

#### **Foydalanilgan adabiyotlar ro'yxati:**

1. wikipedia.uz
2. "Farg'ona viloyati statistik axborotnomasi". Farg'ona viloyati statistika boshqarmasi. - Farg'ona. 2020-yil 28-yanvar
3. "Farg'ona viloyati iqtisodiy va turizm bo'yicha statistik ma'lumotlari". - Farg'ona. 2019-yil

#### **Internet resurslari:**

<https://uzbektourism.uz/ru/docs/-3141186>

<http://farstat.uz/uz/432-analiticheskie-materialy-uz/4083-iqtisodiy-tahlil>

#### **References:**

1. wikipedia.uz
2. "Statistical bulletin of Fergana region". Fergana Regional Statistics Department. Fergana. January 28, 2020
3. "Tourism and economic Statistics of the Fergana Regional Prosecutor's Office." Fergana. 2019

#### **Internet resources:**

<https://uzbektourism.uz/ru/docs/-3141186>

<http://farstat.uz/uz/432-analiticheskie-materialy-uz/4083-iqtisodiy-tahlil>

*O`rolova M.J.  
student*

*Uzbekistan State World Languages University*

*Isoqova D.I.  
student*

*Tashkent State Pedagogical University*

## **DEPLETION OF THE OZONE LAYER AND ITS NEGATIVE CONSEQUENCES**

*Abstract: In this article, paramount data about the causes of ozone layer depletion is carried out. As a result of ozone layer erosion, the climate and nature of the entire planet may alter and the conditions for living organisms to live may change. Recommendations are being scrutinized to determine and analyze geological changes in the ozone layer. Humankind also have a pivotal role in happening problems that arise. These issues are named anthropogenic problems. Ozone is constantly formed from the oxygenated air in the atmosphere of our planet. The upper layers of the atmosphere are a natural space for the formation of ozone. This thesis elaborates on scientist`s views on how catastrophic this global problem is.*

*Key words: ozone layer, anthropogenic, ozone hole, Freon.*

### **INTRODUCTION**

The relationship between nature and society intensified in the middle of the last century. The main reasons are that humans have not mastered the laws of nature well in the use of natural resources and utilized them inefficiently. Erosion of ozone layer is one of the global problems. Ozone substances have been identified by German scientist Sheynben in 1939. In the 1970s, scientists have repeatedly mentioned the depletion of ozone layer. The main reason is that the fight against this problem is uppermost. In our first president`s work, it is given as follows “In the phase of centuries connected, the whole of humanity, the population of our country encountered a great environmental threat. Not realizing it is tantamount to condemn oneself to death”. In 2006, our first President Karimov introduced the laws “On ratification at the amendment to the Montreal Protocol on ozone depleting substances (Beijing, December 3, 1993)”. The presence of ozone layer in the upper part of the atmosphere was determined by the British scientist Gartli. University of California scientists Mario Molina and Frank Sherred have offered a novel method to detect ozone layer. Climate changes occurring at the moment are leading to decrease of people`s immunity and a variety of diseases.

### **1. The impact of the human factor on nature.**

The beginning of human's influence on nature dates to the Neolithic period. In the rudimentary stages of humans' history, their effect on nature was negligible. If they took something from nature. They returned it to nature. They didn't disturb periodic circulation of substances in nature. Step by step, influence on nature has grown gradually. Over the 100 years, as a result of scientific technological revolution, the biogenic migration of elements under human influence has intensified. Throughout history, humanity with their labour activities has tried to take more advantage from the environment as much as possible. People have not think carefully about what the consequences of interfering with natural phenomena would be. In the next century, the impact of humans on the biosphere has been greatly intensified and has led to insidious problems. Natural resources are dwindling. The environment is polluted and poisoned by industrial, domestic waste, harmful and chemical substances. In fact that people do not have a good understanding of the laws of nature changes and thus, they lead to very tragic alterations in the external environment. The increasing impact of people on the hydrosphere and atmosphere is leading to climate changes within the biosphere. Particularly, in the next years, the amount of carbon dioxide is increasing more and more in the atmosphere. The use of fossil fuels induces to a decrease in the combustion of oxygen and an increase in carbon dioxide. The surface temperature of the Earth was determined to rise an average of 0,6.

### **2. Negative effects of ozone layer.**

Climate changes are causing the extent of deserts to expand, glaciers in the mountains to melt and ocean as well as sea levels to decline. There is the ozone layer in the atmosphere, its maximum concentration is 20-25 km above the Earth's surface.

The ozone is derived from the Greek word for allotropic form of odor-releasing oxygen. The ozone was first discovered in 1785 by the Dutch physicist Van Marun, when electric sparks were passed through the air produced a peculiar odor and had oxidizing properties. The ozone is in very small amounts in the air and increases as it moves away from the Earth's surface. It is utilized in the purification of drinking water due to its oxidizing, disinfecting and bactericidal properties, and in the bleaching of oil and paper as an oxidant in the food industry. The increase of nitrogen dioxide and Freon has been leading to the depletion of the ozone layer for several years. Freon is widely used as a sprayer of varnishes and paints, as a coolant in refrigerators and air conditioners. In recent years there have been causing tragic and turbulent events such as the formation of "ozone holes" due to the erosion of ozone in the atmosphere of Antarctica. The depletion of the Earth's atmosphere in the ozone layer was first observed over Antarctica in 1895 and then Arctic in 1992. The ozone layer is thought to be the consequence of anthropogenic effects of human activities, including the widespread use of chlorinated coolants (freon), which depletes the ozone layer, in industry and in every day life. The Vienna convention for the protection of the ozone layer was



adopted in 1985, and Montreal Protocol in 1987. In 1987, in Montreal, Canada representatives of 50 countries signed an international agreement to reduce freon production by an average of 50 percent. The expansion and proliferation of ozone layer holes are one of the most global problems of humankind. The issue was brought to the attention of the world public opinion by British scholars 25 years ago. When many people do not pay attention to the “word in the sky” the significance of the ozone layer, how important it is for our planet, has been repeatedly proven by scientists. Ozone is a very toxic substance and is nothing more than a poison from the point of view of our daily lifetime. This substance which is formed by the bombardment of oxygen by the Sun’s rays, protects from the dangerous ultraviolet rays of the Sun. That is to say, ozone layer is the Earth’s own protective shield.

### **3. Scientists’ theories about ozone depletion.**

There are several theories on the reasons of decay of this layer. At first, scientists deduced that ozone would be depleted under the influence high-altitude rockets and aircrafts. They later acknowledged that the toxic gases emitted into the atmosphere by chemical plants, freons chlorofluorocarbons are the most dangerous substance of ozone. The erosion of the ozone layer has a negative impact not only on humanity, but also on natural processes. Hundred millions of tons of pollutants are released into the atmosphere every year. From this we can see that, the toxic gases emitted by man-made plants, factories and industrial enterprises are causing ozone depletion. As a result, global warming and the increase of acid rains are observed. Despite the fact that the total amount of ozone in the atmosphere is only 0,0001 percent, it increases the reach of dangerous ultraviolet rays to the Earth by 2 percent. What problems will arise as a result of this destruction not only for people, but also for nature.

-As a result of layer erosion, large amount of solar radiation reach the Earth’s surface.

-Mankind is diagnosed with skin cancer. Doctors say the treatment of this type of cancer is very complicated.

-There is a decline in the human immune system to fight against diseases.

-The eye which is the most important organ of mankind is damaged.

-Productivity decreases. The trees will dry out even if care for.

-Ultraviolet rays poison creatures in the world oceans and plants.

### **CONCLUSION**

Whether this will lead to more negative consequences in the future. According to experts, in February, the total amount of ozone layer risk reached a low value. The erosion in 2011 led to an increase in ultraviolet radiation levels in many parts of the northern hemisphere. Further depletion of the ozone layer shortens human life. In 1994, the UN General Assembly declared September 16 as International Ozone Protection Day. On September 16, 1987, representatives of 36 countries signed the document restricting or suspending the production of ozone-depleting substances. The Earth planet is like a giant ship carrying 7,5

billion passengers. The catastrophe of this ship is equal to a tragedy for every passenger on board. Of course, the ozone conservation is not just the job of government agencies or large companies; it is the duty of all human beings. If all humanity unites and solves this problem, we can achieve the expected result. Let`s unite for our bright future.

**References:**

1. Law of the Republic of Uzbekistan “ On water and water use”, 1993.
2. Law of the Republic of Uzbekistan “On Nature Protection”, 1992.
3. Law of the Republic of Uzbekistan “On protection of atmospheric air “, 1996.
4. Vienna Convention for the protection of the Ozone Layer, 1993.
5. National Action Plan to combat Desertification,1999.

## **GREEN INNOVATION IN BUSINESS MARKET**

*Abstract: This article proposes to demonstrate the desirability of a green business methodology and how it can enable organisations to discover commercially interesting innovative business opportunities while respecting the environment. Management methodologies for green business can help transform these challenges into new market opportunities.*

*Key words: innovation, business model, life cycle, eco-innovation, sustainable development, global markets.*

### **Introduction**

The Canvas Business Model is a strategic management template tool for analysing the concepts of the business model and explains how the company is carrying it out, how value is created for customers, the company and its stakeholders. It consists of different elements such as revenues and costs, resources, activities, relationships and internal and external networks.

The Green Business Model Innovation Scheme leads to a large number of diverse opportunities to change business models and increase their potential to generate systemic eco-innovation, in order to make the green growth objective of absolute decoupling of resources possible.

Green business models that have gained ground must ensure energy savings for industrial companies and charge according to the energy savings achieved as a result of their installations, also have the potential to reduce the environmental impacts of toxic chemicals.

### **Methodology**

Sustainability creates and maintains the conditions under which humans and nature can exist in harmony, enabling the social, economic and other requirements of present and future generations to be met. Green innovation is the creation or implementation of new, or significantly improved, products (goods and services), processes, marketing methods, organizational structures leading to environmental improvements. Sustainable development is a broad concept that contains an ecological, economic and social dimension and requires substantial innovation, and green innovation is a specific tool to achieve sustainable development. Green innovation refers to innovation in technologies, products, services, organisational structures or management modes adopted by companies to achieve sustainable development. Green innovation emphasises innovation

towards sustainability, contributing to efforts to reduce environmental burdens. Sustainable innovations are inventions that provide essential progress with regard to social, economic and ecological concerns.

To achieve a sustainable advantage in the globalised market, companies must address both technological innovation and administrative innovation, the adoption of new organisational structures or management systems, thus improving production and management processes to reduce negative environmental impacts. Green innovation applies environmental scientific knowledge and technology to achieve a harmonious development of the economy and the environment in the production process. These efforts include developing technologies and products that help save energy and raw materials, use energy efficiently and implement biodegradable packaging.

Green business model innovation is innovation throughout the business cycle, including the design, production, supply and end use of commercial products that can reduce the cost of energy in society and increase profits for the company at the same time. Green business innovation can be classified into three main categories: green product innovation; green process innovation; and green management innovation. Green innovation is positively associated with business competitive advantage called green core competence. The product that meets the customer demand and environmental requirement can stand out in the market for more benefits to the company. Businesses, as the most active part in the life of the city, whose green innovation is aimed at implementing green management programmes effectively to improve the environmental performance of a plant. Thus, green business model innovation can definitely lead to an eco-city.

Green business model innovation is not always due to a one-time change, aiming at ecological and economic effects, but rather the result of continuous changes or efficiency thanks to the business model in time that finally ends up being categorised as green business model innovation. Currently, there are several companies, who have implemented some methods and strategies such as cradle to cradle, sale of ecological products or services, incentive models, life cycle models among others, to create new opportunities in the market. Some of these are explained below:

**Incentive Models:** These are based on how a company incentivises its consumers in a way in that part or all of the value chain. Typically a company that retains ownership of a product or is paid to incentivise its functionality to produce, maintain and dispose of the product as such so that the entire value chain is environmentally friendly. However, these models use incentive schemes and change ownership structures as the company enters new markets in the value chain. Examples of these incentive models are: Functional sales, energy saving company, chemical management service, and finally the model design, build, finance, operate.

**Life Cycle Models:** This model can be divided into several categories with respect to which part and which part of the value chain is overshadowed by the

model. If a company focuses on greening the entire value chain, there is a greater chance that the company's actions will be seen as green from a life cycle perspective. Green supply chain management and green procurement focus on the top of the value chain while product stewardship, extended producer responsibility and recovery management focus on the downstream value chain. One of the models commonly used in the last decade has been "cradle to cradle", in addition to the Recovery Management model, followed by "green supply chain management".

Companies design and make changes to their business model by studying the business models of other companies, further strengthening their position in the market by considering customer segments, their value proposition, profitability scheme, various activities and partner relationships, among others, to change the content of their offerings, their value chain, reduce costs and risks and increase profitability.

### **RESULTS**

Measuring the results of companies to be achieved after transforming parts of their business models or implementing new ones is not an easy task.

Many companies' first attempts at green business model innovation are aimed at a limited number of product lines or initial attempts at selling services in a new way. During the testing of different ways of doing green business model innovation focus is not initially placed on how to measure results.

It is difficult to isolate the specific indicators related to the results of the green innovation business model, especially if the innovation affects only one product line where the cost and revenue figures are not broken down into such detailed levels.

### **CONCLUSION**

Every day more and more entrepreneurs decide to start a green business, because environmental protection is becoming more and more important for consumers. Consumers, in turn, demand products and services that not only meet the usual quality standards, but are also committed to and respectful of the planet.

The most outstanding advantage of a green business is the reduction of operating costs, which can also translate into huge net benefits for your company. Analyze this topic well, as it will allow you to save a lot of money for future projects.

### **References:**

1. Obidova, F. Ya. (2017). REFORMING OF THE EDUCATIONAL SYSTEM OF THE REPUBLIC OF UZBEKISTAN. Actual scientific research in the modern world, 13 (11-13), 87-90.
2. Obidova, F. Ya. (2020). SMALL BUSINESS IN THE ECONOMY. Economy and Society, (2), 264-266.
3. Umarova, Z.O., & Obidova, F. Ya. (2019). SIGNIFICANCE OF FREE ECONOMIC ZONES IN THE DEVELOPMENT OF THE NATIONAL ECONOMY. Actual scientific research in the modern world, (2-6), 53-57.

4. Baizakova, D.F., & Obidova, F. Ya. (2018). DEVELOPMENT OF SMALL BUSINESS AND PRIVATE ENTREPRENEURSHIP IN THE REPUBLIC OF UZBEKISTAN. Modern humanities research, (3), 51-53.
5. Berdiyurov, T., & Berdiyurov, A. (2020). Long-range planning of a public transport company. Архив научных исследований, (29).
6. Rasulova, S. G., & Obidova, F. Y. (2019). ISSUES OF SMALL BUSINESS DEVELOPMENT. Theoretical & Applied Science, (9), 426-429.



*Qayumova K.Sh.  
Junior Research Fellow  
Institute of History of the Academy of Sciences  
of the Republic of Uzbekistan*

## **SOURCES OF IBN AL-ASIR'S WORK "AL-KAMIL FI-T- TARIKH"**

*Annotation: This article focuses on the work of al-Kamil fi-t-history, which is famous for Ibn al-Asir. The eight-volume work of Ibn al-Asir relates to the genre of general historical chronicles recorded in the chronicles. The book covers the history of the Arab Caliphate and all Islamic countries from the "creation of the world" to 628 / 1230-31 and reflects the high level of Muslim chronicle history.*

*The article also provides information on the source foundations of Al Kamil fi-t Tarikh*

*Keywords: "Al-Kamil fi-t-Tarikh", "Kitab fi akhbor vuloti Khurasan", as-Salami, Balazuri, Tabari, Ibn Miskawayh, "Ansab al-ashraf", "creation" of the universe*

Study of human history has always been relevant. On this basis, many historians have worked to create a "perfect history." One such scholar is Ibn al-'Asir. His famous work "al-Kamil fi-t-tarikh" is a great source of his time. From the point of view of source studies, it serves as an important source in the coverage of the history of many regions, in particular, Khorasan and Movaraunnahr in the XII-XIII centuries.

fi-t-Tarikh Ibn al-'Asir states that he wrote the main part of the work in Qasr Harb, where he was born and raised, where he had a large and rich library. It is also thought that Ibn al-'Asir began writing it before 595 / 1198-1199, and that the work was originally called Al-Muqtasa fi-t-tarikh and was written before 595 / 1198-1199.

Ibn al-'Asir's eight-volume work belongs to the genre of general historical chronicle recorded in the annals. The work covers the history of the Arab Caliphate and all Islamic countries from the "creation of the world" to 628 / 1230-31 and reflects the high level of Muslim chronicle historiography. If the famous geographer Yaqut al-Hamawi's Mujam al-buldon (Dictionary of Countries) "contains all the available information in the field of geographical literature of its time (XIII century)," his contemporaries Ibn al-'Asir's Al-Kamil fi-t-Tarikh can be called "a work that contains all the information available in the field of historical literature of its time." Ibn Khaliqan recognizes Ibn al-Asir's work as one of the best of all the famous works on the history of the Muslim world.

Volumes VII-XII of the work are of independent, special importance and cover the events that took place in the countries of the East between 924-1231, as

well as in Movarounnahr, and are mainly manuscript sources, as well as those who are well acquainted with history. Based on the information provided and the rich and factual material collected during the author's personal observations. Even today, historians write about the events up to 628, mainly using the work of Ibn al-'Asir.

Volume XII of *Al-Kamil fi-t-Tarikh*, especially dedicated to the Mongol invasion, has a special value and serves as a major source in the study of the socio-political history of Movarounnahr and the countries of the East in the first quarter of the XIII century.

The play makes extensive use of many valuable sources, including Tabari and al-Sallami's lesser-known *Kitab al-Akhbar Vuloti Khorasan* (The Book of Information about the Rulers of Khorasan).

The first part of *Al-Kamil fi-t-Tarikh* (Volumes I-IV) contains a description of the events that took place from the "creation" of the universe to 931. They are based on the works of earlier scholars such as Balazuri, Tabari, Ibn Miskawayh, al-Sulami and others. But even in this section, there is important and valuable information that is often not found in the main sources.

For example, in 751, there was a battle on the Talas River between the Arab and Movarounnahr armies and the Chinese army, in which thousands of Chinese troops were crushed.

In addition, information about al-Sallami and his important historical work came to us only thanks to Ibn al-Asir.

Ibn al-'Asir's work is based on many written monuments and is a collection of all the historical information available in the Arab-Muslim sources of his time. The main source for Ibn al-'Asir to shed light on pre-Islamic history, which is given in the first seven volumes and covers the first three centuries of Islam, is Abu Ja'far Muhammad ibn Jarir al-Tabari (d. 310 AH / 923 CE) until 302 AH. There was a work entitled "*History ar-rusul wa-l-muluk*" ("History of Prophets and Kings"), which contains of the history.

Among the sources systematically used by Ibn al-'Asir is the *Ansab al-Ashraf*, written by the famous Baghdad historian Ahmad ibn Yahya ibn Jabir al-Balazuri (d. 279/892) and published in Egypt in 1959. Ibn al-'Asir, the main source for writing the history of Khorasan and Movarounnahr from the second half of the 7th century to the middle of the 10th century was the Central Asian historian Abu al-Husayn 'Ali ibn Ahmad as-Sallami's "*History of the News of Khorasan.*" (History of the Rulers of Khorasan), he was a close associate of the famous Samanid ruler Abu Bakr Chaghani and his son Abu Ali, and wrote his work until his death. 344/955. In addition to Ibn al-'Asir, al-Sallami's work has been studied by others, including Abu Sa'id Gardizi (d. 440/1049), Abu Nasr Ali ibn Hibat Allah (d. 486/1093), better known as Ibn Makul, 'Awfi (d. 625). / around 1228), Ibn Khalliqan (died 681/1282) and Abu Hafs' Umar ibn Muhammad an-Nasafi (died 537/1142) in their works.

In addition to Ibn al-'Asir as-Salami, Abu 'Abd Allah used a historical work of Muhammad ibn al-Azhar al-Ahbari (d. 325 / 936-37) that has not survived to illuminate the history of the Saffarids used. The remaining sources of Ibn al-'Asir's work are still unknown due to the lack of commentary by the author. The main significance of Ibn al-Asir's work is that it is reflected in the study of historical events written by the author from the 10th century to 628 / 1230-31. In this section, he cites numerous sequels to al-Tabari's history, as well as a number of regional chronicles.

Ibn al-'Asir's work is the first source to cover the period of the Mongol invasion, as the author was a direct witness and contemporary of the events of that time. Apart from Ibn al-Asir, only two contemporary Arabic-speaking authors, Shihab ad-din Muhammad ibn Ahmad al-Nasafi, who wrote *The Life of Khorezmshah Jalal ad-din Manguberdi*, narrated the events surrounding the Mongol invasion. (647/1249) and Minhaj ad-din Abu 'Umar' Uthman ibn Muhammad al-Juzjani (after his death 658/1260), who wrote the famous *Nasir Tables*. This information in itself highlights the importance of Ibn al-Asir's chronicle in shedding light on the history of the Mongol conquest of Islamic countries, including Central Asia.

Ibn al-'Asir also mentions sources from which he received oral information. He cites a lawyer who was in Bukhara during the Mongol invasion. When the invaders brought him to Samarkand, he fled to Baghdad. Ibn al-'Asir's informants were also Khorezm merchants. Another informant of Ibn al-'Asir was Daquq, a victim of the Khorezmian army who had fled from the Mongols. Another was a Mosul soldier who was the son of the Khorezm king 'Ala' ad-din Muhammad ibn Abu Bakr, one of the emirs of Takash, was in the service of the Taj ad-din. Ibn al-'Asir's informants were also among the servants of the "House of the Prophet" in Madinah, who, after returning from Khurasan, visited the palace of the Khorezmshah with Ala'ad-din Muhammad ibn Takash before his march against the Chinese. There was also a man who told Ibn al-'Asir about the meeting.

Unlike Ibn al-'Asir al-Tabari, he uses a critical approach in giving different versions of the scene, and tries to prove his point to this or that version by avoiding the phrase "Allah is All-Knowing." For example, Ibn al-'Asir gives two versions of the details of the Mongol conquest of Bukhara, but mentions the second version, which he considers more reliable.

In this sense, Ibn al-'Asir's work, despite its compilation of coverage of the events of the middle of the tenth century, retains its independent significance in the study of general and specific problems. In the second part of the work, which reflects the events that took place from the second half of the tenth century to the middle of the twelfth century, Ibn al-'Asir is a relatively little-known, partly unknown, and unpublished work. used data. This part of the work, which covers the period from the second half of the twelfth century to the middle of the thirteenth century, is the original source, and the information contained in it is original.

### References:

1. ابن الاثير . تاريخ كامل (Ibn al-Asir. Tarikh kamil) In the Old Uzbek Alphabet, a group of translators 1901-1907. Khorezm. In: 824-825.1389 b
2. ابن الاثير.التاريخ في الكامل (Ibn al-Asir. At-tarikh fi-al-kamil) – بيروت (Bayrut) – م1987م . لبنان .
3. Richards D.S. Ibn al-Athir and the Later Parts of the Kamil: A Study of Aims and Methods. In: Medieval Historical Writing in the Christian and Islamic World. London, 1982, pp. 76-108.
4. Бартольд В.В. Двенадцать лекций по истории турецких народов Средней Азии. Лекция № VII. Сочинения. В 9 т. Т. 5. – М.: “Наука”, 1968. – 757 с.
5. Ибн ал-Асир. Ал-Камил фи-т-Тарих / Пер. П.Г. Булгакова. – Т., 2006.– 360 с.
6. Ибн ал-Асир. “Ал-Камил фи-т-тарих” (перевод со староузбекского Б. Ахмедова) // Материалы по истории тюркских народов Центральной Азии. – Т.: “Фан”, 2003. С. 136-190.
7. Юлдашев А. Ходжент “ал-Камил фи-т-тарих” Ибн ал-Асира // Исследования по истории и культуре Ленинабада. – Душанбе: “Ирфон”, 1986. – С.101-107.
8. Ibn al-asir, Izzaddin Ali. Al-Kamil fi at-tarix. – Beirut, 1987. – 10 G.

*Qorayev Sh.  
Independent Researcher  
of Tashkent State Uzbek  
Language and Literature University*

## STORY NIGHTS IN THE PRESENCE OF AMIR TEMUR

*Annotation: This article provides information on the nights of storytelling in the Middle Ages during the reign of Timur. It also mentions famous historians of the time and their works.*

*Keywords: historical information, works, Timur's history, story nights, past memories*

In the middle Ages, nights of revenge were held in the presence of rulers. Hundreds of stories about the lives of prophets and saints, such as "Kisas ul-Anbiya", "Fourteen stories about Hazrat Ali", and "The story of Ibrahim Adham" were heard at meetings and special gatherings. According to historical sources, retaliation nights were organized in the presence of Amir Temur (1336-1405). Ibn Arabshah wrote in his History of Amir Temur: "The history of Timur's books—the mercy of Allah and the peace of the Bulgarian prophets, the biographies of previous kings and the stories of the ancient salafs — were constantly on the move, even when he was in a state of hadar. He also taught and listened intently. Because of the repeated reading of these stories, the constant playing of their melodies, Timur completely mastered the reins of these stories, as if "taking" the example of his own property. If the narrator made a mistake, Timur would correct him. Timur had such historians as Nizami Shami, Ibn Arabshah, Ali Yazdi. He also had many storytellers. Nevertheless, the names of many are not clear. In those days, there were many commonalities between historical books and fiction-religious stories, and it was difficult to imagine any of them without art. In this sense, there is no doubt that such works have given the great master not only knowledge and information, but also artistic pleasure.

"Temur's Statutes" gives a clear idea of the stories that Amir Temur listened to during the night of storytelling. He wrote in his diaries, "I asked the wise men about the laws and customs of the sultans who passed from Adam to Hatam and from there to the present day (until the time of Amir Temur). I memorized the instructions, attitudes, actions, and words of each of them, and I followed their good morals and good qualities. I inquired about the reasons for the decline of their countries, I avoided the things that would lead to the collapse of the state and the kingdom, and I felt the need to avoid the oppression and depravity that plague the generation, the plague that plagues the plague", he said.

Mir Sayyid Jurjani's letter to Temur in "Temur's Statutes" contains a number of stories that Sahibkiran memorized:

- The story of Umar ibn Abdulaziz, the Umayyad caliph, when the foreigners cursed Hazrat Ali, resolved the disputes at a time when Islam was weakening, and developed the true religion;

- The story of Caliph Ma'mun ibn Harun al-Rashid, who abolished seventy-two false sects in Islam, developed the true sect, the Ahl as-Sunnah wa'l-Jama'ah, and declared Ali ibn Musa Ja'far as the Wali'ah and ruled the country on his advice;

- The story of the caliph Muqtadir Billah, who suppressed the conspiracy during the conquest of Makkah by Abu Tahir, killed thirty thousand pilgrims on the day of 'Arafah, and massacred the people and plundered the Islamic lands.

- The story of Izzuddawla Daylami, the ruler of the Buwayhids, who succeeded the Abbasid Caliph Muti 'Amrillah to the throne at a time when hatred and oppression were increasing in the Arab Caliphate;

- The story of Sultan Sanjar, the ruler of the Seljuks, who fought against the atheists and ignorant people in the first half of the twelfth century and developed the religion;

- The story of Ghazankhan ibn Arghunkhan ibn Hulaguhan, who developed a religion weakened by the Mongol invasion, stabilized the Sharia in the country and cities, and converted to Islam in the hands of Sheikh Ibrahim Hamawi with an army of one hundred thousand;

- The story of Uljaytu Sultan, who argued with scholars and developed the religion and Sharia.

One of the exemplary stories that attracted the attention of Sahibkiran was the story of the traitor Ibn Alqami, the minister of the Abbasid Caliphate. The treacherous minister conspired with Hulagu Khan to overthrow his ruler, Caliph Mustasim Billah. Contributing to the story is that Timur advises "the appointment of pure, noble, great people as ministers." It is also true that after listening to the story of the Iranian commander Bahrom Chubin, Sahibkiran's experience increased and he came to the appropriate conclusion. It is said that the Turkish Hakan Shaba invaded Iran with three hundred thousand soldiers. The Sassanid king Hormuz ibn Nushirvan sent Bahrom Chubin, a soldier, with 320,000 troops to fight the Haqqan. He confronts the Hakan army, defeats him in battle, and sends all the booty to Hormuz. However, at a meeting with the king of Iran, the envious slandered the commander, saying that "Bahrom did not deliver all the booty". Hormuz, on the other hand, believes this slander and calls the hero a traitor. Bahrom sends women a veil, a shackle and a chain. Bahrom Chubin goes to the amirs, army chiefs and courtiers wearing a woman's dress with a shackle around his neck and shackles on his legs. Everyone is cursing Hormuz, who has forgotten Bahrom's services. The army formed an alliance with Bahrom, dethroned Hormuz and installed Khusrav Parviz on the throne. Hearing this story



from Temur, Timur did not believe the rumors about his commander Amir Iygu Temur, who had defeated Urus Khan, as if he had taken the spoils like Bahrom Chubin, and rewarded him according to his merits.

Why does Amir Temur like to listen to stories? Sahibkiran Temur says about the reason for this: "I have brought closer to me the narrators of the hadiths (hadith scholars), (the Prophet, his descendants and companions) and the narrators. I could ask those stories about prophets and saints, messages about past kings, how they came to the throne, and for what reasons their states perished. I gained experience hearing the stories and messages, deeds and words of each. I would listen to what was happening in the world and find out about the situation in the world. "Hussein Vaiz Kashifi, a scholar of the Timurid period, says that reading and listening to short stories in Futuvvatnomai Sultaniy is very useful. Because one becomes aware of the work and condition of the ancestors of the past, when one hears a strange and wonderful event, an adventure, one's mind deepens and one's eyes are opened. From this it is clear that the stories of the ancestors of the past have many benefits, and if there are events, the narrator and the reader, as well as the listener, will benefit from it"

Amir Temur, along with hadith scholars, narrators, historians, messengers and narrators, highly valued storytellers. Historically, there have been two types of storytelling, according to Futuvvatnomai Sultaniy. The first is storytelling, the second is poetry

Narrative also had its own rules and regulations. According to the encyclopedia, the narrator was a professional performer who had the ability to express or read fiction, myths, legends and epics. Storytellers recited folk tales, interesting translations, stories, "folklorized versions" of classical literature, and various battles from memory or text in a unique tone at various gatherings or special storytelling nights. The repertoire of the story was diverse in terms of genre and ideology.

There are different requirements for storytelling on story nights. First, let the narrator see the teacher, let the narrator never rise from his mind. Second, let him speak boldly with leftism; let him not show crudeness and laziness. Third, let the assembly understand what story it is accepting, and let them choose the works are most popular. However, let him keep the norm. Fourth, throughout the story, let the prose be accompanied by occasional verse, but this should be to the extent that the listener is not bored. The great masters said that in verse-narration it is the salt that is added to the food — if it is too little, the food will be tasteless, and if it is too much, it will be salty. So the norm must be maintained. Fifth, he should not speak lies and unbelievable words so that he does not remain in the public eye. Sixth, do not say sarcastic, incomprehensible words, as this will offend the listeners. Seventh, keep the middle, even if it does not end the story quickly and overly long.

In short, Amir Temur received not only an example, but also strength and inspiration from the stories he listened to.

**List of used literature:**

1. Umurov H. Literature rules. T. Uqituvchi-2002.
2. Ibn Arabshoh. History of Amir Temur. T. Ijod-1992.
3. Hayitmetov A. Uzbek literature of the Timurid period. T. Fan-1996.
4. Temur's rules. T. Uzbekistan-2014.

*Kosimova M.B.  
master student  
of Tashkent state university of uzbek language and literature*

## THE EDUCATIONAL VALUE OF THE WORK “QUTADG’U BILIG”

*Annotation. This article is about the educational aspect of “Qutadgu bilig” for any reader, because of the need of didactic information for any of us.*

*Keywords: Education, upbringing, family, knowledge, advice, perfect human, enlightenment, kindness, language, official, politics, debate.*

*Qosimova M.B.  
II bosqich magistranti  
Alisher Navoiy nomidagi ToshDO‘TAU*

### “QUTADG’U BILIG” ASARINING TA’LIMIY-TARBIYAVIY AHAMIYATI

*Anotatsiya: Ushbu maqola o‘quvchilarga, umuman, har bir shaxsga lozim bo‘lgan didaktik yo‘nalishda yaratilgan “Qutadg‘u bilig” asarining tarbiyaviy ahamiyati haqida.*

*Kalit so‘zlar: Ta’lim, tarbiya, oila, ilm, nasihat, komil inson, ma’rifat, ezgulik, til, amaldor, siyosat, munozara.*

“Ta’limni tarbiyadan, tarbiyani esa ta’limdan ajratib bo‘lmaydi – bu sharqona qarash, sharqona hayot falsafasidir”<sup>14</sup>. Ta’lim-tarbiya nafaqat ta’lim muassasalarida, balki birinchi galda oilada shakllanib boradi. Xususan, mahallada, do‘stlar, qarindoshlar davrasida. Tarbiya borasida maktab va oilani bir-biriga bog‘lamasdan o‘rganib bo‘lmaydi. Ta’lim-tarbiyaga oid yaratilgan asarlarning asosiy o‘zagi insoniylik, insonni ulug‘lash g‘oyasi sanalgan. Bu g‘oyani, ya’ni insonparvarlik g‘oyasini amalga oshirishning asosiy vositalari sifatida yuksak axloqiy odatlar, insoniy munosabatlar va xislatlarni tarkib toptirishga olib keluvchi ta’lim-tarbiyani amalga oshirish muhim masala qilib qo‘yilgan. Ta’limiy-axloqiy asarlarda insonning ma’naviy kamolga yetishida yuksak axloqqa ega bo‘lishi ilm-fanni egallashi asosidagina amalga oshishi mumkin, degan g‘oya ilgari surilgan.

O‘rta asrlarda savod o‘rgatish «Qur’on» va «Hadis»larni o‘rganish va ulardagi ko‘rsatmalarni o‘zlashtirib olib bilan birga olib borilgan. Shunga ko‘ra, «Qur’on» va «Hadis»lardagi pand-nasihatlar ham olimlar, ham adiblar ijodiga ta’sir etgan. Hadislarning ta’siriga sabab umuminsoniy fazilatlariga alohida urg‘u

<sup>14</sup> I.A.Karimov. “Yuksak ma’naviyat – yengilmas kuch”, T.:2008, 62-b.

berilgan. Ularda ilgari surilgan xislatlari: halollik, saxovat, himmat, mehru-oqibat, ehson, sharm-hayo, ilm izlash, muomala qoidalari, axloq mezonlari va boshqalar o'z ifodasini topgan va sharq adabiyotiga, jumladan, ta'limiy-axloqiy asarlarga ta'sir etmay qolmagan. Bunday asarlar bizga asrlar osha meros bo'lib kelgan.

Hozirgi zamon ta'lim-tarbiyasi, istiqlol mafkurasi ana shu merosdan oziqlansa, uning eng yaxshi sahifalarini, qoidalarini qabul qilsa, o'z oldiga qo'ygan maqsad-vazifalari sharaf bilan bajarishi mumkin. Chunki ular odobnomasi, ibratnomasi oilada bolalarni har tomonlama tarbiyalash, kamolga yetkazish, ma'naviyatimizning ustivor iymon- e'tiqodlarimizning butun bo'lishligini, qadrlil qadriyatlarimizning qadrlanishi garovidir. Bu borada biz, albatta, madaniy me'rosimizga o'zlarining beqiyos ulushlarini qo'shgan buyuk allomalarimiz Beruniy, Farobiy, Ibn Sino, Mahmud Koshg'ariy va boshqalar ijodini o'rganish, ularning milliy tarbiyamizga urg'u bergan asarlarini o'rganish kelajak avlod uchun katta ma'rifiy-tarbiyaviy ahamiyatga molikdir. Bu silsilada Yusuf Xos Hojibning nomini ham faxr va iftixor bilan tilga olish mumkin. Ularning har biri nafaqat o'zbek milliy ta'lim- tarbiyasiga, jahon sivilizatsiyasining rivojiga tegishli hissasini qo'shgan o'z davrining yetuk mutafakkiri, chuqur bilimli, donishmand kishisi bo'lgan. Jumladan, Yusuf Xos Hojibning "Qutadg'u bilig" asari shu yo'lda yaratilgan durdonalardan biridir. Shoir aytganiday, asar: Boshdan oxirigacha donolar so'zi, Go'yoki tizilgan marjondek o'zi.

Bizning xalqimiz shunday axloqiy-didaktik, adabiy-qomusiy asari borligidan har ancha faxrlansa arziydi. "Qutadg'u bilig" - baxt va saodatga eltuvchi bilim, ta'lim degan ma'noni bildiradi. Demak, asar nomidan ham uning pand-nasixatlari, ta'lim-tarbiyaga oid, har tomonlama komil insonni tarbiyalaydigan yetuk ma'rifiy asar ekanligi yaqqol ko'rinib turibdi. "Qutadg'u bilig" – XI asr so'z san'atining nodir namunasi bo'lib, unda o'z davrining ilg'or ijtimoiy-siyosiy, ma'naviy-axloqiy masalalari badiiy talqin qilingan, turkiy xalqlar tarixi, madaniyati, ilm-fani, urf-odat va an'analari, turmush tarzi, qadriyatlari xususida batafsil ma'lumot berilgan. Asarda ilgari surilgan axloqiy xislatlarni sanab o'tish olimning ta'lim-tarbiya, axloq masalalarini qay darajada chuqur bilganligi adolat, ishonch, sadoqat, xushmuomalalik, shirin so'zlik, saxovat, mardlik, xurmat va ehtirom, tadbirkorlik, aql-zakovat, xalollik, ezgulik kabi, xislatlar ulug'lanadi. "Qutadg'u bilig"da bosh masalalardan biri komil insonni tarbiyalashdir. Yusuf Xos Hojib bu asari orqali o'z tasavvurida eng komil, jamiyatning o'sha davrdagi talablariga javob bera oladigan insonni qanday ko'rgan bo'lsa, shu asosda o'z prinsiplarini bayon etadi. Mana shunday axloqiy masalalardan biri oila va farzand tarbiyasi masalasidir. Bu umuminsoniy axloqiy normaga Sharq etikasiga ahamiyat berib kelgan. Sharq xalqining ulug' an'anasini, oilaviy hayotini, turmush tarzi va tarbiya usullarini chuqur bilgan shoir mazkur muhim axloqiy muammoni o'ziga xos falsafiy talqin qiladi.

Yusuf Xos Xojibning uqtirishicha, har bir kishi jamiyatga munosib bo‘lib kamol topmog‘i kerak. Buning uchun, u tug‘ilgan kundan boshlab zarur tarbiyani olmog‘i lozim. Farzandlar tarbiyasi nihoyatda erta boshlanmog‘i shart. Shundagina ularning noo‘rin xatti-harakatlariga berilishining oldi olinadi. Yusuf Xos Hojibning mazkur asari insonni har tomonlama kamolga yetkazishning barcha masalalari o‘zining badiiy ifodasini topgan yirik ta‘limiy-axloqiy dostonidir. Olim insonni kamolga yetishi uchun quyidagilarni nazarda tutadi:

1. Aqliy kamolot-bilim va zakovat. O‘quvli bo‘lish.
2. Axloqiy kamolot.
3. Jismoniy kamolot.

Yusuf Xos Hojib insonning kamolga yetishining yo‘l-yo‘riqlari, usullari, chora-tadbirlarini yuksak badiiy mahorat bilan yoritib beradi. Shuning uchun ham bu asar o‘zining ilmiy, ma‘rifiy, tarbiyaviy ahamiyati bilan beqiyosdir. Shuning uchun ham Yusuf Xos Hojibning “Qutadg‘u bilig” dostoni turkiy xalqlar adabiyoti tarixida muhim o‘rin egallagan durdona asarlardan biri deb e‘tirof etiladi. Yuqorida zikr etilgan buyuk va suyuk allomalarning merosi ilmiy-nazariy jihatdan o‘rganildi. Hayotning mazmuni to‘g‘ri tushuntirish, farzandlarga to‘g‘ri odob-axloqni o‘rgatish, ezgu ishlarga odatlantirish qayd etilgan. Asarda barkamol avlod tarbiyasi va turli yomon illatlardan yiroq tutish yoki xoli qilish bo‘yicha qator tarbiya metodlari, usul va vositalari mavjud. O‘git-nasihat qilish, ibrat-o‘rnak ko‘rsatish, rag‘batlantirish va qoralash kabi metodlarni xalqimiz asrlar davomida qo‘llab kelgan bo‘lib, uning quyidagi ijobiy shakllari: tushuntirish, o‘rgatish, mashq qildirish, yaxshi xislat va ishlarga undash, istak bildirish, maqtash, olqish aytish, duo qilish, alqash, mukofotlash, taqdirlash, ishonch bildirish, oqlash, vasiyat qilish kabi ta‘lim metodlari va vositalari yoshlar tarbiyasida muhim o‘rin egallaydi.

Yusuf Xos Hojibning “Qutadg‘u bilig” asarida inson kamoloti masalasi markaziy masala bo‘lib hisoblanadi. Mazkur asarda insonning jamiyat va hayotda tutgan o‘rni, burch va vazifalari haqidagi muammolar o‘ziga xos tarzda bayon etiladi. “Qutadg‘u bilig”ning tadqiqotchilaridan biri B.To‘xliyev ta‘kidlaganidek, Yusuf Xos Hojib “Komil inson haqida gapirar ekan, kamolotning qator belgilarini ko‘rsatib o‘tadi. Ularning eng asosiysi alohida shaxsning o‘z manfaatlari, shaxsiy istaklari doirasini yorib chiqib, boshqalar g‘ami bilan yashashi, ko‘pchilik manfaati uchun fidoyi bo‘la bilishdir”. Haqiqatdan ham asarning har bir bayti insonni tarbiyalashga, uni komillik sari yetaklashga qaratilgan. Bunda o‘qituvchi mas‘uliyatni his qilgan holda, asarni dars jarayonida o‘quvchilarga hayot bilan bog‘lab tushuntirsa, dars jarayoni, albatta, qizg‘in bo‘ladi. Zero, adabiyot hayot darsidir. Undagi keltirilganlarni bolalar hayotining har jabhasi bilan bog‘lab o‘rgatsak, nur ustiga a‘lo nur bo‘ladi. Tarbiya oiladan boshlanadi, to‘g‘ri. Lekin u ta‘lim dargohida yana ham pishib, sayqallanib boradi. Bola tarbiyasida ta‘lim muhiti salmoqli o‘rin tutadi. Yusuf Xos Hojibning asari nafaqat o‘sha davr, balki bugungi kun uchun ham chuqur ahamiyat kasb etadi. Asardagi pand-nasihatlar

yillar davomida o'z qadr-qimmatini, ahamiyatini yo'qotmay kelmoqda. Biz insonlarga bunday didaktik masalalarni o'zida mujassam etgan asarlar doimo kerak.

Yusuf Xos Hojib ta'lim va tarbiyaning uzviy bog'liq holda bo'lishini tavsiya etadi, o'g'il bolalarning bir necha san'at turini va hunarlarni tugal o'rganmog'i lozimligini ta'kidlaydi, bu – ularning kelajak hayotlari jamiyat rivoji uchun kerak. Yusuf Xos Hojib aqliy tarbiyaning baland mavqe tutishini eslatadi. Adib tarbiyaning barcha turlari o'zaro bilan uyg'un bo'lishini talab etadi. Shundagina insonning aqlan barkamol, jismonan yetuk, axloqiy, ma'naviy boy bo'lishiga ishonadi. Farzandlarga turli bilim va hunarlar o'rgatish, ularni go'zal axloqli qilib voyaga yetkazish ota – onaning burchidir. Yusuf Xos Hojib tarbiyada kattalar namunasi, ajdodlar tarbiyasi alohida ahamiyatga ega ekanini ta'kidlaydi. Asarda ilgari surilgan axloqiy xislatlar mohiyatining to'laqonli ochib berilishi olimning ta'lim-tarbiya, axloq masalalarini qay darajada chuqur bilganligidan dalolat beradi: insoniylik, rostgo'ylik, to'g'rilik, soflik, mehr-muhabbat, vafo, shafqat, muruvvat, insof, adolat, ishonch, sadoqat, xushmuomalalik, shirinso'zlik, saxovat, mardlik, himmatlilik, tavoze, hurmat va ehtirom, tadbirkorlik. Aql zakovat, halollik, ezgulik kabi xislatlar ulug'lanadi, ularga yolg'onchilik, noinsoflik, fisqu fasod, bevafolik, mehirsizlik, dag'allik, qo'pollik, baxillik, nomardlik, quvlik, hurmatsizlik, nodonlik, johillik, haromxo'rlik, ochko'zlik kabi xislatlarni qiyoslab, ezgu xislatlarning yaxshi oqibatlarini va salbiy xususiyatlarning yomon oqibatlarini misollar vositasida ishonarli qilib bayon etadi.

Yusuf Xos Hojibning "Qutadg'u bilig" asarida inson kamoloti masalasi markaziy masala bo'lib hisoblanadi. Mazkur asarda insonning jamiyat va hayotda tutgan o'rni, burch va vazifalari haqidagi muammolar o'ziga xos tarzda bayon etiladi. Buyuk mutafakkir Yusuf Xos Hojib "Qutadg'u bilig" kitobining an'anaviy boshlamasidan keyin insonning haqiqiy baxti bilimda ekanligini bayon etadi. U ilm, zakovatning ahamiyati haqida fikr yuritish bilan birga unga alohida boblar ham bag'ishlangan. Lekin olim faqat ilm-ma'rifatning ahamiyatini ko'rsatibgina qolmaydi, u bilim va zakovatning amaliyotdagi o'rnini ham yoritadi.

Adib bilimli buyuk, uquvni ulug' deb ta'riflaydi. Chunki zakovatli inson ulug' bo'ladi, bilimli kishi buyuk bo'ladi, deb ilmli kishilarni asl toifadagi kishilarga qo'shadi. Olim ezgu ishlarning barchasi ilm tufayli amalga oshirilishini aytadi. O'sha davridayoq olim "Bilim hatto osmon sari yo'l ochur" deb bashorat qiladi. U dunyoda odam paydo bo'libdiki, faqat bilimli kishilargina ezgu ish qilib, adolatli siyosat yurgizib kelgan, ana shu bilim va zakovati tufayli kishilar razolatdan poklanganligini ta'riflaydi. Hatto hukmdorlar ham yurtini, davlatni aql, ilm, zakovat bilan idora etsa, el-yurt farovon bo'ladi, to'q va tinch hayot kechiradi, deydi. U kuch va qurolni aql va bilimdan keyingi ikkinchi o'ringa qo'yadi.

Sechu (ya'ni har yerda ma'lum xudo) insonni yaratti, tanladi,  
Unga hunar, bilim va uquv berdi.



Unga ko'ngil (ya'ni aql) berdi, tilini yo'riq (ravon) qildi,

Andisha, xulq hamda go'zal fe'l ato qildi,

Bilim berdi, (shu tufayli) inson bu kun ulug'likka erishdi.

Uquv berdi, so'ng (shu tufayli berk) tugunlar yozildi.

Yusuf Xos Hojib ilmi, ma'rifatli kishilarni qadrlash kerak, chunki ular mash'al kabi yo'lni yoritib, to'g'ri yo'l ko'rsatadi, yaxshi-yomonni farq etishni o'rgatadi, deydi. Shuning uchun olimlarni hurmat etish kerakligini ta'kidlab, ilm ahlini o'ta qadrlasa, ilmsizlarni johil kishilar deb biladi. Alloma inson hayotda qilgan ishi bilan yo yaxshi nom qoldiradi, yo yomon nom oladi, deydi. Barcha ezgulikning boshi til odobi, asar uning foyda va zararlariga bag'ishlanadi deya ta'kidlaydi. Til insonning qadr-qimmatini oshiradi yoki shu til orqali inson yuz tuban ham ketishi mumkin. Kishi ikki narsa bilan hayotda mangu qoladi: biri xushxulqlik bo'lsa, ikkinchisi yaxshi so'z, deydi. Insoniy munosabatlarning eng oliy mezonini sanalgan hurmat va ehtiromni tarkib toptirishning barcha ko'rinishlari asarda o'z ifodasini topgan. Yusuf Xos Hojib jamiyat taqdirini hal etuvchi eng ulug' mansabdorlardan tortib, oila a'zolarigacha bir-biriga bo'lgan muomala-munosabat masalalarini ham hayotiy misollar vositasida yoritadi.

Yusuf Xos Hojibning amaldorlar axloqi haqidagi o'g'itlari diqqatga sazovor va bu fikrlar hozirgi davrda ham qimmatli sanaladi. Allomaning beklar, hojiblar, vazirlar, saroyboshilar, elchilar, lashkarboshilar, devonboshilar, xazinadorlar, sarkotiblar kabi ko'plab amaldorlarning hatti-harakatlari, ish yuritishlari, xulq-odobi haqidagi o'g'itlari va yo'l-yo'riqlari har bir amaldor uchun dastur sanaladi.

(Agar) dunyo beglari ichimlikka (maishatga) berilsa,

El va xalqning dardlari (qismati) achchiq bo'ladi.

Jahongir kishi aysh-ishratga mahliyo bo'lsa,

Elini buzadi (xarob qiladi), o'zi (esa) tilamchi

Bo'lib qoladi

Yusuf Xos Hojib takabburlik, mag'rurlanish, kekkayishga kamtarlik, xushsuxanlik, xushfe'llikni qarshi qo'yadi. Shuningdek, amaldorlarga xoh katta, xoh kichik bo'lsin, baland himmatlilik, muruvvatli bo'lish, samimiylik, xos fazilat ekanligini alohida ta'kidlaydi. Insonning haqiqiy boyligi uning ko'z va ko'ngil to'qligi deb baho beradi. Zero, ochko'zlik, ta'magirlik insonda poraxo'rlik kabi yomon illatning tomir otishiga olib keladi, deydi.

Yusuf Xos Hojib o'z asarida davlat va huquq haqidagi qarashlari bilan ilm-fan taraqqiyotiga ham munosib hissa qo'shdi. U o'rta asrlar sharoitida ilm-fan rivoji, insonparvarlik, adolat va haqiqat g'oyalarining tantanasi uchun kurashib, butun insoniyat madaniyatining rivojlanishida muhim rol o'ynadi. Bu haqida H. Boboev va Z. G'ofurovlarning quyidagi fikrlari e'tiborga molikdir: "Yusuf Xos Hojib O'rta Osiyo xalqlari ma'naviyat va ma'rifat haqida ta'limotlarining paydo bo'lishi va rivojlanishi tarixida o'ziga xos mavqega ega bo'lgan buyuk mutafakkirdir. Uning ma'naviyat-ma'rifat, odob-axloq, ta'lim va tarbiya haqida qoldirgan ilmiy-falsafiy merosi va ta'limoti O'zbekiston davlat mustaqilligi

ma'naviy zaminlarini mustahkamlashda, milliy o'zligimizni tanishimizda, istiqloq mafkurasini shakllantirishda muhim ahamiyat kasb etmoqda"<sup>15</sup>.

Markaziy Osiyo xalqlari tarixida o'chmas iz qoldirgan jamoat va davlat arbobi, mutafakkir Yusuf Xos Hojibning siyosiy- huquqiy qarashlarini o'rganish, uning bugungi kunda ham o'z ahamiyatini yo'qotmagan g'oyalaridan milliy davlatchilikni barpo etish va mustahkamlashda tanqidiy foydalanish, ulardan ulg'ayib kelayotgan yosh avlodni xabardor qilish, o'zlikni anglash davlat siyosati darajasiga ko'tarilgan O'zbekiston Respublikasida alohida ma'naviy - ma'rifiy va amaliy ahamiyat kasb etadi<sup>16</sup>.

Mutafakkir kishilarni o'ylab oila qurishdan boshlab, farzand tarbiya etish, oilaning moddiy ta'minotini yuritishgacha bo'lgan eng ezgu zaruriy vazifalarni birma-bir bayon etadi. Yusuf Xos Hojibning o'zi kishilarga munosabatda o'rtamiyona yo'l tutishni tavsiya etadi. Shunda do'st dushmanga aylanmaydi, ezgu ishlar amalga osha boradi, deb ta'lim beradi.

"Qutadg'u bilig"da yana jumboqlarni yechish usullaridan ham foydalanilgan. Bu uslub o'quvchini asarga qiziqtiradi, uni o'qimishli qiladi. Hozirgi davrda bu muammoli ta'lim deb yuritiladi. Ammo tarbiya va ta'lim merosimizda jumboq-muammoli ta'lim o'ziga xos xususiyatga ega. Masalan, asardagi Kuntug'mish (Elig) bilan Oyto'ldi munozarasini olaylik.

Bu munozarada olim quyidagi fikrni ilgari suradi: Elig Oyto'ldiga o'rin berganda o'tirmagani, "xon yonida menga o'rin yo'q", - degan edi. Yerga ko'ptok qo'ygani va unga o'tirgani bilan Oyto'ldi - davlat ko'ptok kabi barqaror emas, bir joyda turmaydi, degani. Elig boqqanda ko'zini yumib olgani-davlat ham ko'r kishi kabi bo'ladi, kimga ilashsa, unga qattiq yopishib oladi, degan edi. Yuzini yashirgani esa, barcha qilmishlarim - ya'ni davlat jafo, unga ishonma, degani, deb kishi davlat va baxtga quvonib ketmasligi, ulardan quvonib, ortiqcha g'ururlanib ketmay, aksincha, o'zini ehtiyot qilishi, yig'ilgan narsalarni me'yorida sarflashi, bexud bo'lib, ichkilikka berilmasligi, narsalarni sovurmasligi kerak deb ko'rsatadi.

Demak, Yusuf Xos Hojibning mazkur asari insonni har tomonlama kamolga yetkazishda yirik ta'limiy-axloqiy asardir. Shuning uchun ham bu asar o'zining ilmiy, ma'rifiy, tarbiyaviy ahamiyatini shu paytgacha saqlab kelmoqda.

#### **Foydalanilgan adabiyot:**

1. I.A.Karimov. "Yuksak ma'naviyat – yengilmas kuch". - T.:2008, 62-b.
2. Ахметова А.К. Педагогические взгляды Юсуфа Хас Хаджиба Баласагунского (по поэме «Кутадгу билиг»): Автореф... канд. пед. наук. – Т, 1990. - 17 с.
3. Тўхлиев Б. Юсуф Хос Ҳожибнинг «Кутадгу билиг» асари. – Т.: Ўзбекистон, 1991.- 68 б.

<sup>15</sup> Boboev H., G'ofurov Z. O'zbekistonda siyosiy va ma'naviy-ma'rifiy ta'limotlar taraqqiyoti. – Toshkent: Yangi asr avlodi, 2001, 225-b.

<sup>16</sup> Тахиров Курбанбай Хайитбоевич Юсуф Хос Ҳожибнинг сиёсий-ҳуқуқий қарашлари.Юридик фанлар номзодлик диссертация – Автореферат, Тошкент – 2011.

4. Абдурахмонова Барнохон Муҳаммаджонова Таълим босқичларида «Қутадғу билиг» асарини ўрганишнинг ўзига хос хусусиятлари, п,ф,н. илмий даражасини олиш учун дисс. – Т, 2007.
5. Тахиров Курбанбай Хайитбоевич Юсуф Хос Ҳожибнинг сиёсий-ҳуқуқий қарашлари.Юридик фанлар номзодлик диссертация – Автореферат, Тошкент – 2011.
6. Boboev H., G'ofurov Z. O'zbekistonda siyosiy va ma'naviy-ma'rifiy ta'limotlar taraqqiyoti. – Toshkent.: Yangi asr avlodi, 2001, 225-b.
7. [library.ziyonet.uz](http://library.ziyonet.uz)
8. [saviya.uz](http://saviya.uz)

**STAGES OF THE DEVELOPMENT OF THE ECONOMY AND ITS  
GLOBAL ROLE TODAY**

*Abstract: This paper investigates a system of dynamic incentives developed within the framework of the classic Diamond and Mirrlees (1978) disability model, but considering disability as a temporary state and rephrasing the analysis in terms of current and promised future utilities. The model therefore assumes that if disabled individuals receive benefits to the extent that able individuals are indifferent between working and not working, then the marginal utility of consumption is lower for working individuals. A comparison, based on a numerical simulation, between the dynamic incentives (DI) model and a private savings (PS) model characterised by a stationary tax-transfer policy allows the assertion that, even if the first system converges to the second system, the total utility guaranteed by the government in the DI model is greater than the total value achieved by the PS model, and in the DI model, the gap in consumption between able and disabled individuals increases not only along working histories, as in the PS model, but also across working histories.*

*Key words: factor, tomatoes are sown on another hectare of land, and all agrotechnical*

The answers of experts and scientists to the questions of gazetkhons, which are given under the "lessons of Economics" branch, are of great interest to many.

The next question is answered by The Economist Akrom Muminov:

- Economic growth is understood as an increase in the cost of direct gross domestic product (GDP) and its corresponding cost per capita.

If the goal is to assess the economic potential of the country, then pictures of the growth of the GDP will be used.

And the per capita GDP is used in assessing the standard of living of the population. In this case, the rate of change in the population by the rate of change in the size of the population is taken into account.

If the rate of change in the size of the population is higher than the rate of change in the number of inhabitants, the well-being of the population increases. If these indicators are the same, then the standard of living of the population does not change. If the rate of change in the size of the population goes beyond the rate of change in the number of inhabitants, then there is a decrease in the standard of living of the population.

In this place, it will be necessary to bring two factors that affect economic growth. They are: Extrasensory and intensive factors.

When we say the extractive factor, it is understood that the economic growth achieved by the expansion of the land space in farming, the launch of new capacities in industry, while retaining the old form of production.

For example, an average yield of 20 tons is obtained from one hectare of tomato field. In order to double the volume of tomato production in the extractive factor, tomatoes are sown on another hectare of land, and all agrotechnical measures are carried out just like in the previous one hectare of land, as a result of which another 20 tons of harvest is obtained, the total yield is reached 40 tons. Or, in order to double the production of bread, another enterprise with the same capacity will be built in addition to the existing one. In ecstasy development, production efficiency remains unchanged, if it is carried out in pure form.

And the intensive factor of economic growth is achieved through the qualitative improvement of production volumes means of production, that is, the application of advanced technologies, the improvement of workers' skills, as well as the effective use of existing production capacities. This factor is expressed in the increase in the quantity and quality of the product without spending excessive effort, capital, with the efficient use of the internal resources of production.

In order to double the volume of tomato production in an intensive way, it is not necessary to plant 2 hectares of land, but to apply advanced agrotechnical methods to exactly the same 1 hectare of land (drip irrigation, the use of techniques in ground handling, the use of new seeds and advanced methods of their cultivation, etc.).k) self sufficient. Or, two-time increase in bread production can be achieved by installing modern ones instead of the old techniques before, improving the skills of employees, organizing the working day effectively.

But it should also be noted that in real life, in the pure case of extrasensory and intensive factors, it will not exist separately, but in a certain harmony, in a way that is added with each other.

Modeling to generate alternative planning first follows the approach of a linear programming model with an objective of maximizing a farm's gross margin. Then alternative solutions are produced by allowing the optimal gross margin to be reduced by a certain percentage. These alternatives are important to farmers because the production goal may not be to just maximize profit, but also optimize other aspects such as minimizing risk. Finding alternative solutions allows for the farm to choose a solution that meets multiple objectives for the farm while still maintaining nearly optimal profit.

Production process planning is presented by Vitoriano et al. as a linear programming model and is designed to allow "crop production planning to be decided at the beginning of the agricultural year." The objective of the model is to minimize total cost related to agricultural production. There are two modeling approaches considered by Vitoriano et al. (2019), discrete and continuous time. The discrete time planning model was found to be best in shorter term planning horizons and the continuous time planning model was best for medium to long term planning horizons. Farmers can benefit from this model because it provides

them with the solution of how and when to perform the tasks required for agriculture production.

**Reference:**

- [1].Abdulkadri, A. & Ajibefun, I. (2018). Developing Alternative Farm Plans for Cropping System Decision Making. *Agricultural Systems*, 56(4), 431-442. Retrieved March 30, 2019, from Web of Science database.
- [2].Ahumada, O., & Villalobos, J.R. (2019). Application of planning models in the agri-food supply chain: A review. *European Journal of Operational Research*, 195, 1-20. Retrieved March 24, 2019, from Web of Science database.
- [3].Apaiah, R. & Hendrix, E.M.T. Design of a supply chain network for pea-based novel protein foods. *Journal of Food Engineering*, 70, 383-391. Retrieved March 30, from Web of Science database.
- [4].Popp, M.P., Dillon, C.R., & Keisling, T.C. (2003). Economic and weather influences on soybean planting strategies on heavy soils. *Agricultural Systems*, 76, 969–984. Retrieved March 26, 2009, from Web of Science database.
- [5].Sheehy, J.E., Mitchell, P.L., & Ferrer, A.B. Decline in rice grain yields with temperature: Models and correlations can give different estimates. *Field Crops Research*, 98, 151–156. Retrieved March 25, 2020, from Web of Science database.



**LABOR MARKET FORECASTING AND INVESTMENT POLICIES  
REGARDING DIRECTIONS OF EDUCATION AT HIGHER  
EDUCATION INSTITUTIONS**

*Abstract: There are considers the possibility of using the Delphi method in order to develop a strategic plan for the investment policy of the region and a list of relevant competencies of graduates in order to increase the competitiveness of the region in this article.*

*Keywords: investment policy, of relevant competencies, the Delphi method, labor market, employment, competency-based approach, multicriteria analysis.*

The development of innovative activities of the regions is an urgent task of modern regional management, as a result of which the question of competency-based approach to the preparation of university graduates with the aim of their employment in the employers' market becomes a matter of principle.

In the framework of this study, based on Foresight technologies, a methodology for the application of the Delphi method for accessing and forecasting the labor market and accordingly the competencies of graduates for the purpose of their employment was built.

As a result of the analysis of foreign countries, it was found that economies can differ in the degree of development of four types of structures in them: raw materials, industrial, post-industrial (innovative), resource.

Our task is to find out the priority areas of the economy in the region, as well as to assess the current and predicted demands of employers for the competencies of university graduates. Determining the priority areas of the economy for the purpose of employing university graduates is an urgent scientific and practical task both in our country and abroad.

Foresight studies, along with traditional ones, use creative methods developed empirically. Conventionally, they are divided into groups: providing forecast, analysis, creativity, communication [1].

The Delphi research method under consideration simultaneously supports the last three types of methods and consists of two-level (immediate, prospective) questionnaire. The step-by-step algorithm of the questionnaire closest in terms of time is presented in Figure-1.

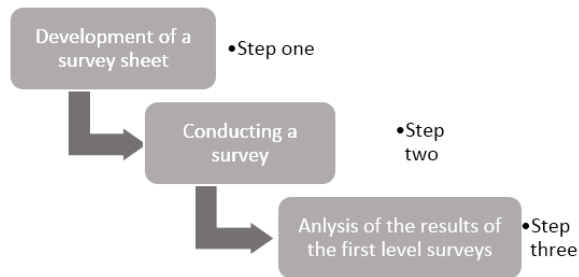


Figure-1. The first level algorithm.

At the 1<sup>st</sup> step, a set of economic spheres is formed for their subsequent expert evaluation.

An analysis of the region of the Republic of Uzbekistan revealed that the region is tied to two sectors – automotive and textile manufacturing.

In Andijan region 236 new projects have been developed with an implementation period of up to 2022, which implies the creation of 41 thousand permanent jobs in the region and the development of foreign direct investment worth \$1 billion 87 million. Presumably, their implementation will increase production 4 times in the building materials industry, 2.1 times in the electrical, leather and shoe and chemical industries, 3 times in the food industry [2].

So, experts can be invited to assess the prospects of these industries for the development of Andijan region on a one-point scale in the near future (until 2022) and in the future (until 2025). The number of experts is not regulated.

At the 2<sup>nd</sup> step, a survey is conducted. At the 3<sup>rd</sup> step statistical processing is carried out and the results of a first level survey are analyzed in clusters in order to establish “feedback” with experts.

Figure-2 schematically shows the results of processing the survey of the first level.

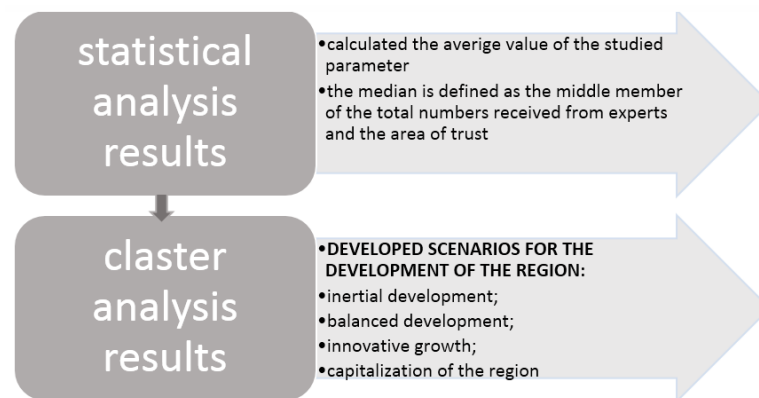


Figure 2. First level survey analysis result.

The experts’ opinion is presented in the form of a correlation of three sectors: raw materials, industrial and post-industrial. As a result, we have a 3-d model – coordinates with values at three points. The calculation of the coordinate values’ performed as the average value of expert opinions by sectors and their percentage ratio.

Let the point  $a_i(x_i, y_i, z_i)$  be the ratio of industries of different directions, corresponding to the assessment of expert  $i$  where  $x_i, y_i, z_i$  are, respectively, according to the sectors of raw materials, industrial and post-industrial orientation.

To divide the space from many points into groups according to the direction of the economy, we used the cluster analysis method, which is a set of methods that allow us to classify multidimensional observations, each of which is described by a set of initial variables.

Cluster analysis allows us to combine clusters – similar objects into scientifically based groups, to identify internal relationships between units of a control data set.

The similarity or difference between the clusters is determined by the metric distance between them. For example, in the industrial sector of economy, similarities and differences between clusters are established depending on the metric distance between them.

For two objects  $y_i$  and  $y_j$ , a non-negative function  $d(y_i, y_j)$  is called a distance function of metric if:

1.  $d(y_i, y_j) \geq 0$ , for all  $y_i$  and  $y_j$  from the  $n$ -dimensional Euclidean space;
2.  $d(y_i, y_j) = 0$ , if and only if  $y_i = y_j$ ;
3.  $d(y_i, y_j) = d(y_j, y_i)$ ;
4.  $d(y_i, y_j) \leq d(y_i, y_k) + d(y_k, y_j)$ , where  $y_i, y_j$  and  $y_k$  are any three vectors from an  $n$ -dimensional Euclidean space.

As a function of distance, the Euclidean distance is used, which is calculated by the formula:

$$d(y_i, y_j) = \left[ \sum_{k=1}^p (y_{ki} - y_{kj})^2 \right]^{\frac{1}{2}}$$
, where  $p$  is the number of compared expert values. If  $n$  is the number of experts, then  $= \frac{n!}{2!(n-2)!}$ .

Similarly, the distance between clusters' determined by industrial and post-industrial economies. As a result of cluster analysis, the prevailing opinion of experts on the prospective employment sectors of future graduates is revealed. The second level of the Foresight study is similar to the first with a difference in the timing of the forecast – a prospective forecast.

Thus, the application of one of the methods of Foresight technology – the Delphi method – in order to establish feedback with the local expert community, which allows us to develop a strategic plan that changes the structure of the regional economy and the list of required competencies of graduates in order to increase the competitiveness of the region.

### **Conclusion**

As a result of the research a forecasting methodology was developed for the prevailing areas of education in higher education institutions using a cluster analysis of the result of a survey conducted among employers in the public and private sectors of the regional economy.

Summarizing, it should be noted that this methodology enables higher educations to prepare graduates for the predicted order of employers, to conduct joint research with them to study the labor market and the required competencies of graduates.

#### **References:**

1. Yakimova E.A., Andryushenko A.N. Development of comprehensive methodology for assessing and forecasting business and regional needs in professional staff. Siberian Federal University, Institute of Business Process Management and Economics, Russian Journal of Labor Economics #4'2017 (October-December).
2. Pravda vostoka. [e-resource] URL: [pv.uz/ru/newspapers/Pravda-vostoka-#116-8-june-2019-year](http://pv.uz/ru/newspapers/Pravda-vostoka-#116-8-june-2019-year)
3. Kadirova L.A. Studying of foreign experience of marketing research of graduates employment. International scientific review of the technical sciences, mathematics and computer sciences, 2019, Boston, USA, February 12-13, p.40-50. [e-resource] URL: <http://international-scientific-review-1-9-V-ISBN-978-1-948507-77-6.pdf>

*Razakova G.S.  
a teacher of English  
at the secondary school №1  
Uchkurgan district of Namangan region*

## **HOW CAN TEACHERS AND STUDENTS BECOME MORE CREATIVE?**

*Abstract: This article is devoted to the important ways of teaching foreign languages in the system of education in our country. Here are considered issues of developing creative features and how to use modern methodology of language teaching of primary and secondary class students.*

*Keywords: foreign language, creativity, story-based methodology, characteristics of the creative process, team-building.*

“... creativity is all about responding to the learners in the moment and without developing creativity we might as well be taught by robots!”

Language is the salient way of expressing our thoughts. We use language for planning our lives and exchanging our ideas. Globalization has given rise to English as a global language and learning it has become inevitable to communicate with the world. In many countries including Uzbekistan, English is a foreign language and it is a compulsory subject in our curriculum from the elementary level. In our country, though students are taught English at an early age, they cannot achieve fluency and accuracy in English which nowadays is prerequisite for higher studies, getting a decent job and above all for business. The effective way to make a learner proficient in English is to develop all the four basic language skills: listening, reading, speaking and writing. In this case, creative thinking has been recent concern among English language teaching professionals. This is very much in line with the move away from an over-reliance on methods and approaches as an answer to effective learning and towards a focus on the mental processes that lead to more effective learning of languages as well as of content.

For me, teaching is not an exclusively creative process but neither is it merely a set of repeated action sequences based on blueprints. It is based on knowledge, professional understanding, technical know-how and the personal qualities of the teacher. Helping teachers to develop their ability to think creatively, including creative thinking skills training, is not going to be enough, and the effects of this training may not be sustainable unless there is a positive culture encouraging and facilitating as well as demonstrating creativity. In training lessons trainers need to have model creative behaviors themselves by using a variety of ways of handing course input, from training games to loop input an idea-not in a relentless pursuit of fun and games but in accordance with the topic

and focus of each session. In addition, work on team-building, generating trust among trainees, is essential from day one and needs to be followed through systematically, either with activities such as those with social activities in a school setting or a self-help group.

From our perspective, creativity can also involve using existing materials in novel ways to address problems in language teaching. For this, we can take story-telling method as an example for instructing and creating well-conceptual students. In every English class textbook there was given various kinds of stories which can contribute to the global development of the child. Of course, story-based lessons can lead pupils to kindnesses in their future. For being more clearly for students, teachers should use his or her creative skills and introduce stories by action games, pair work: same and different, make pencil puppets, write a group poem, book-making project, picture dictations. It is possible to introduce a methodology for story-based work that can be applied to most classroom contexts with little disruption by applying a three-stage model. This model can be activated at three different levels to plan:

A programme of work constituting a mini syllabus which can include up to 6-10 hours of work around a storybook;

Individual lesson;

Activity cycles within lessons;

A framework for story-based Methodology-Plan-Do-Review model

In addition to those ideas, a creative lesson should involve one or more of the following:

\*spontaneity, \*music, \*colour,  
\*variety, \*fun, \*humour, \*movement, \*personal meaning, \*unpredictability, \*a balance between challenge and security, relaxation and tension.

As the start of class we all need to come together, settle and become mentally alert before much that is useful can happen. We can speed up this readying process by doing unusual things such as:

\*Listening to a recording of birdsong, doing some gentle physical exercises, singing together or enjoying the scent of pine oil.

\* Asking students to count from one to eight and to clap as they say each number out loud. Next, they clap eight times again but miss out actually saying the number three. Once they can do that, challenge them to miss out saying two numbers (two and six and eight) while still clapping the eight times. It takes concentration!

\* Giving students a puzzle that is easily solvable by doing a little work. An example is "Think of the English alphabet written in capital letters. How many letters have curved lines in them?" Students are allowed to use pencil and paper to solve this puzzle. It just gets them thinking and visualizing.

\* Invite students to choose a color. Give them five minutes to check their environment and list as many things they can see and think of that have color. Then share the lists.



\* Can students think of ten words beginning with the letter B? Eight hobbies beginning with P? Twelve things that make them happy?

\* we can take first letter of the words: \*W for wake up, \*P for prolific, \*M for make unusual combinations, \*U for use simple generative frameworks, \*C for collaborate, \*S for share, \*N for novel combinations, \*V for visible, \*P for physical movement, \*E for environment and emotions

Then we make words that start with these letters and then move the words around to make a memorable sentence.

We Produce More New Useful Cool Stuff if we Vary Positions in English Exercises

But we'll keep working on it and see if we can come up with some better ones!

Teachers must come with these four main characteristics of the creative process for making their classes:

- \*producing lots of ideas(fluency);
- \*producing ideas of various types (flexibility);
- \*building on and embellishing existing ideas(elaboration);
- \*producing clever and original ideas(originality).

In conclude, if we remember to include collective creativity too by working with other staff and by encouraging our students to collaborate with each other, so “taking their ideas for walks”, we may surprise ourselves at how creative we all are and become!

#### **Used literatures:**

1. Alan Maley and Nick Peachey. “Creativity in the English language classroom”.
2. Gail Ellis and Jean Brewster. “The Storytelling Handbook for English Language Teachers”.
- 3.”Maktab va Hayot”, 2018yil, 3 –son.
- 4.”Umumta’limfanlarimetodikasi”, 2017yil, 5-son.

**ORGANIZATION OF TRAINING IN INFORMATICS**

*Abstract: This article discusses the organization of teaching in computer science.*

*Key words: informatics, teaching, technology, pedagogical technologies, computer technologies*

Among the main tasks of modern education is the adaptation of the student to life, instilling in him the skills of self-education, the creative use of the knowledge gained. Domestic teachers are looking for ways to reform the educational process. In pedagogy, pedagogical technologies or teaching technologies are gaining increasing importance (in contrast to the traditionally distinguished pedagogical, methodological and didactic systems). The term "pedagogical technology" appeared abroad at the beginning of the 60s. last century. Since then, the journals "Pedagogical Technology" (USA, Japan), "Pedagogical Technology and the Learning Process" (England) have been published in different countries; The concept of "teaching technology" in our country appeared in the late 60s, and in the 70s it won a large number of supporters. Nowadays it has become a part of the pedagogical lexicon. However, there are big discrepancies in its understanding and use.

"Pedagogical technology is an organized, purposeful, deliberate pedagogical influence and impact on the educational process" (BT Likhachev).

"Pedagogical technology is a meaningful technique for implementing the educational process" (VP Bespalko).

"Pedagogical technology is a description of the process of achieving the planned learning outcomes" (IP Volkov).

"Pedagogical technology is a well-thought-out model of joint pedagogical activity in the design, organization and conduct of the educational process with unconditional provision of comfortable conditions for students and teachers" (VM Monakhov).

"Pedagogical technology is a systematic method of creating, applying and defining the entire process of teaching and assimilation of knowledge, taking into account technical and human resources and their interaction, which aims to optimize the forms of education" (UNESCO).

"Pedagogical technology means a systemic totality and procedure for the functioning of all personal, instrumental and methodological means used to achieve pedagogical goals" (MV Klarin).

However, in the literature there are also such phrases as “the method of introducing the concept of an array”, “the method of teaching programming”, “the method of studying information technologies”, etc. It is obvious that in them the concept of "technique" has a completely different meaning, close to the concepts of "algorithm", "method", "technology". As noted by I.N. Falin, in pedagogical practice, there is the use of label terms that are fixed for some technologies (the collective way of teaching, the Shatalov method, Waldorf pedagogy, etc.), which are not entirely correct from the point of view of science. However, it is not always possible to avoid terminological inaccuracies that complicate understanding. This raises the problem of separating the concepts of "methodology" and "technology".

As noted by A.V. Khutorskoy, “they distinguish between the theory of teaching 'everyone to everything' (general didactics) and the theory of teaching individual academic subjects or in certain types of educational institutions (private didactics) ... Private didactics ... consider teaching issues in relation to the relevant academic subjects, and at different levels - from children's kindergarten to secondary and high school ... Private didactics are also called teaching methods ... Their goal is to explore the patterns, ways and means of teaching, upbringing and development of students in the process of studying the corresponding academic discipline or group of disciplines”.

G.K. Selevko identifies three hierarchical levels of the concept of pedagogical technology:

- general pedagogical or general didactic level, characterizing the integral educational process (in a region, educational institution, at the stage of education), synonym

- "pedagogical system";

- a particular method or subject level, which characterizes the educational process within the framework of one subject, class, teacher, etc., a synonym is “private methodology”;

- local or modular level, that is, the technology of individual elements of the educational process (the formation of concepts, the organization of control, the assimilation of new knowledge, etc.).

Thus, let us take the following starting position: Theory and methodology of teaching computer science (methodology of teaching computer science) is a pedagogical science, the object of which is teaching computer science at any age level and with any organizational and methodological forms of training. As V.I. Zagvyazinsky, the problem of distinguishing between technology and methodology is quite controversial: “some scientists consider technology a form of implementation of a methodology, others believe that the concept of technology is broader than a methodology”. We proceed from the fact that certain methods and technologies developed and used in teaching computer science are the subject of pedagogical science research and the object of studying the discipline "Theory and methodology of teaching computer science" ("Methods of teaching computer science").

Speaking about the methodological system of teaching computer science, we considered it as a set of five components: goals, content, methods, organizational forms and teaching aids, which “act as the subject of the teacher's activity, organizing educational or educational process ...”. However, both the teacher and the trainees actually remain outside the system, which causes justified criticism of many researchers. It is noted that “any educational concepts and systems require a certain system of actions for their implementation. If this system is sufficiently variable and flexible, it is most often called methodical, but if it is set in a more or less rigid algorithmic sequence with the expectation of obtaining a guaranteed result, it is called technology”

The word “technology” itself comes from the Greek *techne* - art, craftsmanship and *logos* - science, law. Hence, literally “technology” is the science of craftsmanship. The main characteristic features of any technology: is a procedural category; can be represented as a set of methods for changing the state of an object; aims to design and use efficient and cost-effective processes. Thus, technology can be distinguished from methodology by the presence of such characteristics as instrumentality, that is, the presence of a rigidly defined system of prescriptions that are guaranteed to lead to the goal; reproducibility of technology; measurability and guarantee of the result. A similar interpretation of the technological approach to teaching is presented in the works of M.E. Bershadsky, I.P. Volkova, V.V. Guzeeva, M.V. Klarina, V.Yu. Pityukova, V.P. Tikhomirova, P.M. Erdniev and others. Analysis of the work of domestic and foreign authors (B.P. Bospalko, B.S. Bloom, M.V. Klarin, I. Marev, G.K. Selevko, etc.) on the problems of pedagogical technologies made it possible to identify specific features inherent in pedagogical technologies: Conceptuality (scientific base): each pedagogical technology should be inherent in reliance on a certain scientific concept, scientific justification for achieving educational goals. Consistency: pedagogical technology must have all the features of the system: the logic of the process; the interconnection of all its parts; integrity. Diagnostic targeting and performance - guaranteed achievement of goals and the effectiveness of the learning process.

Controllability: the possibility of diagnostic goal-setting; planning; designing the learning process; step-by-step diagnostics; variation by means and methods in order to correct the results. Performance-based and cost-efficient, guaranteed to achieve planned learning outcomes within a short timeframe. Reproducibility (algorithmability, designability, integrity, controllability) - the possibility of using pedagogical technology in other educational institutions of the same type, by other subjects.

Correctiveness - the possibility of constant operational feedback. A fundamentally different approach is used by V.P. Bospalko, noting that “any processes occurring under certain conditions, together with these conditions, are called systems ... Systems in which pedagogical processes are carried out are called pedagogical systems”. At the same time, the structure of the pedagogical

system appears to them as two interconnected groups: a group of elements that formulate a pedagogical task (students, educational goals, educational content), and a group of elements that form a pedagogical technology (learning processes, organization of training, teacher and / or teaching aids

**Literature:**

1. Эгамбердиева, Г. (2018). МЕТОДИКА ОБУЧЕНИЯ БУДУЩИХ УЧИТЕЛЕЙ СЕТЕВЫМ ТЕХНОЛОГИЯМ С ИСПОЛЬЗОВАНИЕМ ВИРТУАЛЬНЫХ МАШИН. *Мировая наука*, (9), 67-69.
2. Urakova Oysuluv Jamoliddinovna. The praise of nature and the universe in Novalis romance //EPRA International Journal of Research and Development (IJRD) Volume: 5 | Issue: 7 | July 2020.C.274-275 .

*Sabirov A.A., PhD in Medicine  
Department of Medical Radiology  
and Clinical Laboratory Diagnostics  
Andijan State Medical Institute  
Andijan, Uzbekistan*

## **DETECTION OF SMALL MYOCARDIAL INJURIES AFTER PERCUTANEOUS CORONARY INTERVENTIONS**

*Summary: Cardiovascular diseases are currently the main cause of disability and premature mortality in economically developed countries. Coronary heart disease (CHD) remains the most common disease today, despite the high level of development of world medicine.*

*Today, according to the ACC/ANA classification, complications after PCI have been studied in sufficient detail and described: death, myocardial infarction, stroke, transient ischemic attack, complications at the puncture site, renal failure, allergic reaction to contrast agent; specific complications - coronary artery thrombosis, its perforation, tamponade and arrhythmias.*

*Key words: Cardiovascular diseases, angioplasty, myocardial revascularization, coronary artery thrombosis, cardiospecific markers, echocardiography, selective coronary angiography.*

**Introduction.** Cardiovascular diseases are currently the main cause of disability and premature mortality in economically developed countries.

Coronary heart disease (CHD) remains the most common disease today, despite the high level of development of world medicine[1, 4].

Treatment of CHD in patients is an urgent problem at the present time. More than 3.0 million myocardial revascularization procedures are performed annually in the world. In recent years, the ratio of percutaneous coronary interventions (PCI) (angioplasty and stenting of the coronary arteries) and coronary bypass surgery is 2:1 in Europe, and 6:1 in the USA and Japan.

Observational studies involving a large number of patients confirm that PCI is a highly effective procedure with a low complication rate compared to other methods of myocardial revascularization. However, there are still many open questions in the problem of PCI[2, 3, 6].

Today, according to the ACC/ANA classification, complications after PCI have been studied in sufficient detail and described: death, myocardial infarction, stroke, transient ischemic attack, complications at the puncture site, renal failure, allergic reaction to contrast agent; specific complications - coronary artery thrombosis, its perforation, tamponade and arrhythmias.



The term "small myocardial injuries" (MPM) has appeared in the literature relatively recently. MPM occurs in 8-15% of cases after planned PCI and is manifested only by an increase in the level of cardiospecific markers, without clinical and electrocardiographic signs of myocardial damage[2, 3, 5].

**Purpose of research.** Optimize diagnostics, identify risk factors for small myocardial injuries and evaluate their impact on the long-term results of planned percutaneous coronary intervention in patients with coronary heart disease: angina.

**Materials and methods of research.** The study included 45 patients with CHD: FC III-IV angina who were admitted to the Namangan cardiology center for routine PCI and coronary artery stenting, selected according to the inclusion and exclusion criteria.

The patients included in the study were divided into groups according to the level of cardiospecific markers in blood serum: the study group - 25 patients (men 13, women 12) with coronary artery disease (CHD), functional classes III-IV after PCI, complicated by small myocardial injuries; the comparison group - 20 patients (men 12, women 8) with CHD: stress angina III-IV functional classes after PCI, not complicated by MPM.

All patients with coronary artery disease (groups compare and research) received the same drug therapy, which included: bisoprolol, trombas, perindopril, atorvastatin, clopidogrel. Patients also continued to receive the recommended therapy at the outpatient stage of treatment.

During PCI and coronary artery stenting, metal stents and drug-coated antiproliferative stents were used.

During the study, General clinical research methods were used (General blood and urine analysis), biochemical blood analysis (blood analysis for blood electrolytes, lactate dehydrogenase, aspartate dehydrogenase, creatinine, urea, prothrombin index, international normalized ratio, total cholesterol, triglycerides, glucose) and special research methods-immunochemical blood analysis (troponin T, creatine phosphokinase-MV, myoglobin). Instrumental research methods were also used: electrocardiography( ECG), daily Holter monitoring of ECG, echocardiography and selective coronary angiography.

Statistical analysis of data was performed using descriptive statistics, clustering, sample comparison, regression, frequency, and correlation analysis (Pearson correlation coefficient). Data processing was performed using application programs, version 6.0.

**Research result.** During the examination of patients with IHD: functional class III-IV angina pectoris subjected to PCI and coronary artery stenting, on day 1, the presence of complaints in the study group for minor discomfort behind the sternum was revealed in 3.2% of patients, while patients in the comparison group did not complain ( $p < 0.05$ ).

In patients with IHD of the study and comparison group after performing PCI and coronary artery stenting, there were no differences in the indicators of

biochemical blood analysis, such as: hemoglobin, creatinine, cholesterol. However, there is an increase in the General blood test of the level of white blood cells above normal -  $10,23 \cdot 10^9/l$ , in patients of the study group, which is not observed in patients of the comparison group ( $p < 0.05$ ).

Table 1

**Comparative frequency of changes in the main clinical and instrumental signs in the study groups (in %)**

	Parameters under study	Research group (n=25)	Comparison group (n=20)
1	Complaints of minor discomfort behind the sternum after PCI	3,2%	was not observed
2	The level of white blood cells in the blood	$10,23 \cdot 10^9/l$	$6,5 \cdot 10^9/l$
3	Early repolarization of the left ventricle of the heart on an ECG	17,1%	was not observed
4	Dynamics of the ST segment on the ECG	was not observed	was not observed
5	Dynamics of ejection fraction on ECHOCARDIOGRAPHY	was not observed	was not observed
6	Violation of global and local contractility in ECHOCARDIOGRAPHY	was not observed	was not observed

Instrumental data for the detection of MPM are insignificant - they include ECG signs in the form of early ventricular repolarization, which are recorded only in the study group (17.1%) after planned PCI ( $p < 0.05$ ) (table 1). There were no differences between the groups of patients in terms of ECHO-KG (table 1).

Table 2

**Cardiospecific markers in the studied groups (ng / ml)**

	Parameters under study	Research group (n=25)	Comparison group (n=25)
1	Troponin T	$0,030 \pm 0,004$	$0,074 \pm 0,005$
2	Myoglobin	$70,0 \pm 2,7$	$95,1 \pm 38,59$ ng/ml
3	KFK-MV	$4,94 \pm 0,1$	$5,58 \pm 0,24$ ng/ml

When analyzing data, the study group reported higher content of myoglobin in serum compared with the study group in 2,5 times ( $p < 0.05$ ).

1 day after PCI and stenting of the coronary arteries, an increase in levels of CPK-MB in the serum of patients of the study group that exceeds the comparison group in 1,7 times ( $p < 0.05$ ).

We obtained data on the excess of the troponin T level in the study group over the comparison group by 74 times ( $p < 0.05$ ).

When considering the statistical Association of the studied cardiospecific markers of myocardial damage in the study group, it was possible to identify an average positive correlation between the levels of myoglobin and CPK-MV ( $R=0.7693$ ,  $p=0.0001$ ), as well as between the indicators of myoglobin and troponin T ( $R =0.6021$ ,  $p=0.001$ ). The data obtained indicate the presence of MPM in patients of the study group. Step-by-step regression analysis performed for cardiospecific markers of myocardial damage revealed a stable linear relationship between the studied markers and the clinical manifestations of MPM. Since myoglobin directly affects the formation of troponin T values, CPK-MV has an indirect effect on the formation of troponin T values.

Using the indicators of the troponin T level determined in the blood serum of patients with CHD after PCI and coronary artery stenting, by immunochemical examination, it is possible to determine the value of myoglobin using a linear regression equation, with further detection of the development of MPM individually in each patient.

Also, using the linear equation obtained during regression analysis, it is possible to calculate the second cardiospecific marker of myocardial damage, troponin T, based on the values of the CPK-MV indicator determined using an immunochemical examination of the blood serum of patients with CHD.

The correlation coefficient is:  $g = 0.53366$ .

The obtained linear regression equations show a more important role of the relationship between the increase in cardiospecific markers, such as myoglobin, troponin T, and CPK-MV in response to the occurrence of small myocardial injuries after percutaneous coronary interventions and coronary artery stenting, which can serve as an algorithm for detecting this complication.

On the 1st day after percutaneous coronary interventions and coronary artery stenting in patients with coronary heart disease at the level of troponin T 0.030 ng/ml, CPK - MV 0.10-4.94 ng/ml, myoglobin 25.0 -72.0 ng/ml, a favorable clinical course of the postoperative period is predicted without the development of small myocardial damage; and at the level of troponin T 0.030 - 0.072 ng/ml, CPK - MV 4.94-5.58 ng/ml, myoglobin 72.0 -93.6 ng/ml is predicted as an unfavorable course of the postoperative period with the development of small myocardial injuries [6].

**Conclusions:** Clinical peculiarities of the early postoperative period in patients with ischemic heart disease, 1 day after elective percutaneous coronary intervention in patients with the development of small myocardial damage, in contrast to the comparison group, is the presence of a slight discomfort behind the breastbone (17.1 percent), increasing levels of white blood cells ( $10,23 \cdot 10^9/l$ ), the syndrome of early repolarization of the left ventricle on ECG (3,2%) ( $p<0.05$ ). Increased levels of cardiospecific markers in the blood serum: myoglobin ( $95.1 \pm 0.55$  ng / ml), troponin T ( $0.074 \pm 0.002$  ng / ml), creatine phosphokinase-MV ( $5.58 \pm 0.089$  ng / ml) in patients with IHD: functional class III-IV stress angina after percutaneous coronary interventions, with a high

probability indicate the development of small myocardial damage. Risk factors that allow predicting the development of small myocardial injuries after percutaneous coronary intervention and coronary artery stenting in patients with IHD are: diffuse coronary artery damage, stenosis length greater than  $24.07 \pm 1.3$  mm, recanalization with coronary artery stenting, lateral branch occlusion, metal stent implantation, implantation of two or more stents, systemic atherosclerosis, type 2 diabetes, arterial hypertegaemia ( $p < 0.05$ ). Increasing the level of cardiospecific markers, due to the development of small myocardial injuries, it adversely affects the long-term (1-year follow-up) results of percutaneous coronary intervention, leading to the return of angina (2.86%) and the need for repeated hospitalizations (5.71%).

#### References:

1. Чазов Е.И. Ишемическая болезнь сердца и возможности повышения эффективности ее лечения. Форум. Ишемическая болезнь сердца 2000; № 1: с. 2–5.
2. Гайрабекова Ф.Р. Динамика тропонина Т в сыворотке крови у пациентов с ишемической болезнью сердца до и после стентирования коронарных артерий/ Ф.Р. Гайрабекова, М.А. Чичкова // Современные наукоемкие технологии. - 2012. - №5. -С. 5-7.
3. Гайрабекова Ф.Р. Динамика острофазового ответа как диагностический маркер синдрома «малых повреждений миокарда» до и после стентирования коронарных артерий/ Ф.Р. Гайрабекова, Ю.М. Чичков // Сердечно-сосудистые заболевания. -2013. - Том 14. - №6. - С. 283.
4. Атеросклероз. Вторичная профилактика атеротромбоза после хирургического лечения ИБС. Учебно-методическое пособие/ М.А. Чичкова, Ф.Р. Гайрабекова, В.Н. Мещеряков, Е.А. Белова. - Астрахань: Издательство «Астраханская государственная медицинская академия», 2012. - 216с.
5. Akarasereenont P., Nuamchit T., Thaworn A. et al. Serum nitric oxide levels in patients with coronary artery disease. J. Med. Assoc. Thai. 2001; 84 (suppl. 3): S730 – S739.
6. Чазов Е.И. Проблема лечения больных ишемической болезнью сердца. Терапевтический архив 2009: № 9: с. 5–9.
7. Метелица В.И. Новое в лечении хронической ишемической болезни сердца., М., 1999, 209 стр.

## CLASSIFICATION OF LEGAL TERMS

*Annotation: This article examines the legal terminology of D.I. Miloslavskaya and general terms that were created by legislators*

*Key words: Terminology, classification, jurisprudence, purely legal, commonly used*

For a clearer description of legal terminological systems, it is necessary to develop a classification of terms in this subject area, and therefore, there is a need to choose the classification grounds. One of such grounds may be the factor of a word belonging to the sublanguage of a certain field of activity. Let us dwell on the previously developed classifications of legal terminology.

The classification developed by A.S. Pigolkin, it is carried out according to the vertical and horizontal principles. At the top of the vertical classification will be the terminology enshrined in the Basic Law and other legislative acts, that is, general legal terminology that unites terms used in all branches of law and denoting the broadest concepts.

Horizontal terminology encompasses various types of cross-industry and industry-specific terminology. Cross-sectoral terminology is the terms used in several branches of law ("liability", "significant damage", "misconduct", etc.).

A distinctive feature of the industry terminology is that it is based on subject-logical connections and relations of the corresponding concepts, reflecting the specifics of a particular sphere of legal relations. Consequently, sectoral terminology serves a special branch of legislation, that is, it forms a sectoral terminological field that does not coincide with either general legal or inter-sectoral terminological fields - broader in content and function ("transaction", "prescription of the crime", "divorce", etc.).

We find a somewhat different classification in D.I. Miloslavskaya, who identifies the following groups of terms: commonly used; generally used, having a narrower, special meaning in a normative act; purely legal; technical. Commonly used terms are common, widespread names for objects, qualities, signs, actions, phenomena that are equally used in everyday speech, in fiction and scientific literature, in business documents, in legislation. Such terms are simple, generally understandable ("find", "mass poisoning", etc.).

The frequency of use of the terms under consideration is quite significant. Commonly used terms, however, are not always convenient. Their content is often ambiguous and allows for various interpretations. They can be used in one sense



or in another. Therefore, the use of such terms is advisable if their meaning is obvious to everyone and does not give rise to any doubts in this context. Using commonly used terms in normative acts, the legislator must ensure their interpretation in one form or another, so that the meaning is extremely clear. Take, for example, the term "drunkenness." "A person who has committed a crime in a state of intoxication, - established by law, is not exempt from criminal liability." In practice, the question arises whether intoxication is associated with the use of only alcoholic beverages or drugs. The answer to this question is given by medical science, defining intoxication as a condition caused by the use of not only alcohol, but also drugs. At the same time, it should be borne in mind that the concepts of alcoholism and drug addiction are not the same concepts. Therefore, an alcoholic and a drug addict, as an alcoholic drink and a drug, respectively, are not the same thing.

Like any other sphere of public life, jurisprudence cannot do without special terminology, which is specially developed by the legislator to regulate public relations. Special legal terms, as a rule, concisely and relatively accurately denote the concept used in jurisprudence ("plaintiff", "conviction", "penalty", "inquiry", etc.). However, their number is not so large, but despite this, they are quite often used in various documents of a legal nature. They are used to denote special concepts and only in jurisprudence.

In business documents and legislative texts, there are many such special legal terms, the meaning of which cannot always be explained solely from linguistic positions, for example, the term "legal entity". Indeed, literally, the word "person" refers to a person, and not to any organization or association. However, the use of such terms is justified, since from the point of view of their practical conventional use, they have the advantages of unambiguously defining specific legal concepts. The centuries-old tradition of their use should also be borne in mind.

Many terms that were created by the legislator and were originally purely legal, later became widespread in everyday life, in fiction, and are actively used outside of jurisprudence ("criminal", "law", "alimony", etc.). They have ceased to be proper legal, have become commonplace. In legal documentation, many terms are used, borrowed from various fields of science, technology, art, as well as professionalism. In the literature, the name "technical terms" was assigned to them (for example, "slide", "microfarada", "phonogram"). In the process of applying the rule of law in various spheres of public life, it is often impossible to do without special technical terms. It is necessary to adhere to the rule that technical terms are used in the sense that is assigned to them in the relevant branch of knowledge.

Special legal and technical terms are very convenient: they unambiguously denote the desired concept, contribute to a clearer statement of regulatory prescriptions, thereby contributing to a more correct understanding and application of the latter. In other words, they maximally condense verbal



information, save the means of transmitting legislative thought. With the help of such terms, uniqueness, semantic concreteness, completeness of legal formulations can be achieved. It is hardly advisable to replace special terms with detailed descriptive expressions, since this would lead to cumbersome regulations and business documents, and would complicate their application.

Of course, special terms should be used within the limits of semantic and informational necessity, without overloading documents with them. For example, the use of such terms is appropriate in special-purpose regulations for a limited number of specialists and inappropriate in acts that are designed for a wide range of citizens.

There is also a similar division in the legal literature, in which three types of legal terms are distinguished:

1) common terms that are used in everyday speech and are understandable to everyone;

2) special legal terms that have a special legal content ("letter of credit", "statement of claim", etc.). Such terms are used to denote legal concepts, expressions of legal constructions, industry typing, etc. ;

3) special technical legal terms that reflect the area of special knowledge, for example, safety regulations, equipment maintenance, technical solutions expertise, etc.

However, common terms can become legal. In order for special legal terms to become clear to all subjects of legal relations, the legislator uses norms that do not directly regulate public relations, but reveal the content of any legal terms. Such norms are called norms-definitions. The effectiveness of legal terms depends on how the legislator complies with a number of rules for legal terminology.

It is believed that, for the convenience of analysis, legal vocabulary can be divided into classes according to the method of concept nomination (terms, terminonyms, professionalisms). Another parameter is belonging to a certain branch of law, which gives grounds for classifying a lexeme as a general legal or branch lexicon (the meanings of branch terms can be adequately understood only in the subsystem of the corresponding branch of law). The third parameter of the classification of special vocabulary is the highlighting of realities, which are represented by toponyms, anthroponyms, appellatives and phraseological units: Old Baily - Old Bailey, Central Criminal Court, toponym by the name of the street in London where it is located; Miranda warning - the official announcement to the suspect of his rights, anthroponym by the name of the famous court case "Miranda v. Arizona" (1966); pocket veto - "pocket veto", an indirect veto of the President of the United States, an appellative (common noun).

The classification grounds for the belonging of a term to a certain class, for the method of nomination and for identifying the type of reality are relevant both for describing the terminological systems of one language and for contrastive studies. When comparing the legal terminology of the English and Russian languages, other classification features appear.

### **Literature:**

1. Leichik, V.M. Substantiation of the structure of the term as a linguistic sign / V.M. Leichik // Terminology. - M., 1994
2. Kolesnikova, L.V. Legal discourse as a result of the categorization and conceptualization of reality (on the material of the subject-terminological area of law ("International Private Law"): abstract of thesis ... Candidate of Philology: 02/10/19 / Kolesnikova Lilia Viktorovna. -Stavropol, 2007
3. Zemlyanaya, T.B., Pavlycheva, O.N. Factors of the formation of legal terms [Electronic resource] / T.B. Zemlyanaya, O. N. Pavlycheva // Journal of Scientific and Pedagogical Information. – 2010

## GENERAL STRUCTURE OF SPINAL ANIMALS FEATURES

*Annotation: Vertebrates- (Vertebrata or Craniata) are a subspecies of chordates. The number of species is less than that of invertebrates; however, they play an important role in the modern biosphere. They have a highly structured, changeable habitat. They live in different layers of the ocean, in high mountains, deserts and other places. In the evolution of these animals, it is observed that their structure develops according to a single general plan. Such development has led to the emergence of forms that have improved in terms of morphological, biochemical and physiological properties, behavior and mental activity.*

*Keywords: Vertebrates, body structure, nervous system, digestive organs, development, biological growth.*

The shape of the body is different. Aquatic lowland vertebrates. The body is divided into head, body and tail parts. They have a single back, tail and under the tail and a pair of thoracic and ventral fins. A terrestrial vertebrate in the body of the animal again a part of the neck is formed, the odd fin wings will not appear, instead of a pair of finned wings appear five-toed type structured legs will be.

Leather covers. The skin is an important organ in terms of function. Because skin participation in body defense, thermoregulation, multiplication and sensation processes reaches. The skin is composed of outer epidermis and inner skin layers. Epidermis composed of multilayered epithelium. A circle whose life depends on the aquatic environment mucous substance in the epidermis of larvae of oral fish and amphibians secretory glands. Mucous substances affect the movement of these animals in water relieves. The outer part of the epidermis in terrestrial vertebrates layer is branched. On their skin faces are various horny products, coins, shield, feather, wool, etc. are formed. Chin leather is a hard fibrous binder made of tissue. In this tissue are the bones that cover the uncle and the bone marrow located.

Skeletons. The skeletons of vertebrates are divided into bullet skeletons, head skeletons, and divided into foot skeletons.

The skeleton of a bullet consists of a chord in the embryos of vertebrates. Chord segments does not divide. Tissue that connects the chord and the central nervous system the curtain surrounds the outside. This membrane is a skeletogenic membrane. Due to the membrane, vertebrae made of bone or bone develop. Of lightning the vertebrae are convex and the spine is not divided into

sections. The vertebrae of fish are divided into two parts - the rib body and the tail without ribs divided into sections. The vertebrae of terrestrial vertebrates are divided into five sections: neck, chest, waist, tail, and tail. In this case, the ribs of the thoracic cavity move with the chest to form the thorax. The spine supports the entire body on one side, on the other hand, the spinal cord and internal organs serve as a protective sheath.

The skull consists of the cerebral cortex and the surface or visceral sections. Brain box protects the brain and sensory organs from mechanical impact.

In fish, the visceral skeleton is composed of uncler lattices in round mouths from the visceral arch: 1) the jaw arch 2) the sublingual arch 3) the jaw arch. On land the upper part of the jaw arch of living vertebrates to the auditory bone, the lower part again the remnants of the jaw arches become the sublingual apparatus. From round-mouthed all vertebrates except have a pair of legs and their girdle skeleton. Fish have a skeleton of two swimming wings, while terrestrial animals have five the toe will be the skeleton of the foot.

Nervous system. Nervous system of vertebrates 1) head and back to the central nervous system consisting of the brain 2) originating from the brain and spinal cord to the peripheral nervous system composed of nerves and 3) along the arch of the spine divided into the lying autonomic nervous system.

The brain is in the anterior part of the neural tube during the early stages of embryonic development comes in the form of three bubbles. Then before and after the first bubble the brain, the midbrain is formed from the second cerebral bladder, and the cerebellum from the third. At the base of the brain is the elongated brain. A total of 10-12 from the brain a pair of brains emerge.

The spine is in the shape of a lifelong reed. Its interior is gray exterior and white matter. The metamer in the spinal cord is the back of it brain nerves come out. They start with two roots, the sensory back and the driving force is the abdomen. These roots merge after leaving the spinal cord, forms spinal nerves.

The peripheral nervous system of vertebrates is the brain and spinal cord is a complex system of nerves and these nerves are different from the body goes to the organs.

The autonomic nervous system is the work of the internal organs of the animal, the heart controls palpitations, bowel contractions, glandular secretions.

The sense organs are diverse and complex. Skin sensory organs consists of nerve endings that receive mechanical stimuli, such as the skin on the face and on the surface of the mucous membranes of the intestine and other organs scattered.

Lateral organs are found only in primary aquatic vertebrates specific. In round-mouthed amphibians and amphibians, these organs are located on the surface of the skin. In fish, on both sides of the body in the form of longitudinal stripes located on the side. Due to the lateral line bodies the flow rate of water to the animal and feels the direction of the movement of his body.

The auditory organ is always paired and acts as a balance organ. Round in lizards and fish it consists only of the inner ear. The inner ear is oval consists of

a pouch and a bottom round pouch. Oval bags are round three semicircular canals in all vertebrates except vertebrates turns out. An endolymphatic canal with a closed tip emerges from the sac.

From amphibians, the middle ear is formed. Inside it is the sternum, and in mammals the outer ear appears again.

Respiratory organs. Round-mouthed, fish and amphibians. If the respiratory organs of the larvae are oppressed, the breathing of the remaining vertebrates serves as an organ. In some cases, the skin is involved in respiration

The organ of vision consists of a pair of eyelids. In front of it is the cornea. The eyeball is the center of the eyeball. Eye contact the wall is vascular, pigmented, and composed of a retina.

The olfactory organ is paired in all vertebrates except the round-mouthed will be. This organ consists of two olfactory sacs in the lower vertebrae and the nose. The inner nose, which does not connect to the medium through the nostrils through the nostrils it also connects to the oral cavity and the respiratory tract through holes or holes.

The digestive system is tubular and consists of the following parts: 1) the mouth cavity, 2) larynx - In fish, when the jaw cracks open in the larynx, on land In living vertebrates, a larynx is located in the larynx, 3) the esophagus, 4) stomach, 5) small intestine, colon and rectum, 6) posterior outlet or cloaca. Digestive glands include the liver, pancreas, and others.

#### **References:**

1. Animal Life, in 7 volumes. T. 4. 5. 6 7. - M.: "Education", 1983- 1989
2. Jupanov M. A. Life is an anthropogenic transformation in the conditions of the southern island vertebrates. Doctor of Biological Sciences (D S e) d i s s e r t a i n y a si avtoreferat !!.
3. Zoology ku ren (edited by B. S. Matveev. Acad. T. Z. Zoxidov translation) 11 vols, - T. : 1966.
4. Zoxidov T. Z Encyclopedia of Zoology. Fish and lower chordates. - T. : «Fan», 1966,
5. Zoxidov T. Z. I am in encyclopedia of zoology. Amphibians and reptiles. - T. : «Fan», 1969

## **THE IMPORTANCE OF READING STRATEGIES IN DEVELOPING READING SKILL OF B1 LEVEL LEARNERS**

*Annotation: The article attempts to investigate developing students' reading skill through the reading principles and strategies. Our other aim through this study is to suggest the "SKIMMING AND SCANNING", "TOP-DOWN AND BOTTOM-UP" as an appropriate and an effective way to develop students' reading skill. Accordingly, we believe that using different types of reading techniques in the classroom make students of university learn different topical vocabulary in English and use effectively in different social situations.*

*Keywords: Teaching, learning, foreign, educational, intellectual, knowledge, importance, responsibility, improve, comprehension.*

### **The main principles and strategies in teaching reading comprehension.**

Dealing with reading, readers will always get in touch with written language. Of course, there are so many types of written language. Brown states several types of written language. They are: non-fiction (reports, editorials, essays, articles, and references), fiction (novels, short stories, jokes, dramas, poetry), letters (personal, business), greeting cards, diaries, journals, memos (interoffice memos), messages (phone messages), announcements, newspapers, academic writing (short answer test responses, reports, essays, and papers, theses and books), forms, applications, questionnaires, directions, labels, signs, recipes, bills (and another financial statements), maps, manuals, menus, schedules (transportation information), advertisements (commercial and personal), invitations', directories (e.g., telephone, yellow pages), comic strips, and cartoons.<sup>17</sup>

Good readers tend to know the text that they read. Knowing the types of written language is helpful for them in analyzing the text that they face. That is why the teacher should provide the students as the readers a good text by considering the types of written language.

### **Types of Reading**

The teacher has to know the types of reading since the types of reading are helpful as a consideration in providing students' reading material. Many experts have their own definition about types of reading Nunan (1999) states two types of reading. They are receptive reading and reflective reading. Receptive reading is

---

<sup>17</sup>Bamford, J. and Day, R.R. 1998. Teaching reading. Annual Review of Applied Linguistics, 18, p124-141.



the rapid, automatic reading that readers do when they read narratives. Meanwhile, reflective reading is in which readers pause often and reflect on what they have read. In other hand, Brown also mentions several types of reading. They are: **1) Perceptive:** In keeping with the set of categories specified for listening comprehension, similar specification are offered here, except with some differing terminology to capture the unique of reading. Perceptive reading tasks involve attending to the components of larger stretches of discourse: letters, words, punctuation, and other graphemic symbols. Bottom-up processing is implied.

**2) Selective:** This category is larger an artifact of assessment formats. In order to ascertain one's reading recognition of lexical, grammatical, or discourse features of language within a very short stretch of language, certain typical tasks are used: picture-cued tasks, matching, true/false, multiple-choice, etc. Brief responses are intended as well. A combination of the bottom-up and top-down processing may be used.

**3) Interactive:** Included among the interactive reading types are stretches of language of several paragraphs to one page or more in which the reader must, in psycholinguistic sense, interact with the text. That is, reading is a process of negotiating meaning; the reader brings to the text a set of schemata for understanding it, and intake is the product of that interaction. The top-down processing is typical of such tasks, although some instances of bottom-up performance may be necessary.

**4) Extensive:** Extensive reading applies to texts of more than a page, up to and including professional articles, essays, technical reports, short stories, and books. The purposes of the assessment usually are to tap into a learner's global understanding of a text, as opposed to asking test-takers to "zoom in" on small details. The top-down processing is assumed for most extensive tasks.

The types of reading from different experts are exactly having the same use to be useful consideration for the teachers to provide the reading materials for the students. Teachers have to know what types of reading should be applied which match the students' characteristic.

Richards (1983) in Brown mentions several micro-skills of reading.<sup>18</sup> They are:

1) Discriminating among the distinctive graphemes and orthographic patterns of English.

2) Retaining chunks of language of different lengths in short-term memory.

3) Processing writing at an efficient rate of speed to suit the purpose.

4) Recognizing a core of words, and interpret word order patterns and their significance.

5) Recognizing grammatical word classes (nouns, verbs, etc.), systems, patterns, rules, and elliptical forms.

---

<sup>18</sup>Brown, D.H. 2004. Language Assessment Principles and Classroom Practice. London: Pearson Education.p 35

6) Recognizing that a particular meaning may be expressed in different grammatical forms.

7) Recognizing cohesive devices in written discourse and their role in signaling the relationship between and among clauses.

8) Recognizing the rhetorical forms of written discourse and their significance for interpretation.

**Skimming and Scanning.** It means that **skimming** refers to looking only for the general or main ideas, and works best with non-fiction material. Skimming takes place while reading and allows you to look for details in addition to the main ideas. **Scanning** is another useful tool for speeding up your reading. When scanning, you look only for a specific fact or piece of information without reading everything.

**General characteristics of the “TOP-DOWN and BOTTOM –UP” approaches in teaching reading**

**a) Top – Down Approach**

A way to bring a wide variety of social contexts to your class is through Top – down approach. It is an approach in teaching reading that activates the broader knowledge of the students to understand the text in the beginning of the lesson. It uses schemata of the students as the readers to understand what the text tells about and the writer’s intention inside the text. Brown states that in using top – down, we draw on our own intelligence and experience to understand a text. Supporting this, Nuttall, in Brown defines top – down processing as taking an eagle’s – eye view of a landscape below. Then, Nuttall, in Rahman also defines the top-down approach as: We draw on our own intelligence and experience the predictions we can make, based on the schemata we have acquired to understand the text. ... We make conscious use of it when we try to see the overall purpose of the text, or get a rough idea of the pattern of the writer’s argument, in order to make a reasoned guess at next step.<sup>19</sup> The advantage of the top-down approach is that it can recall the schema of the past that the students have. By recalling that, the students are motivated to know more about the material that is discussed and the lesson can be more encouraging and attracting to the students. According to Vacca, teachers who have a top-down belief system consider reading for meaning an essential component of all reading instructional situations. They feel that the majority of reading or language arts instructional time should involve students in meaningful activities in which they read, write, speak, and listen. These teachers may also emphasize the importance of students’ choosing their own reading material and enjoying the material they read. Sentences, paragraphs, and text selections are the units of language emphasized instructionally. Because recognizing each word is not considered an essential prerequisite to comprehending the passage, word errors during oral reading may not be corrected. Instead, the teacher may advocate noninterference during oral reading or

---

<sup>19</sup>Nuttall, C. 1996. Teaching Reading Skills in a Foreign Language. In Rahman. Md. Hamidur. 2004. An Evaluation of the Teaching of Reading Skills of English. Rajshahi: University of Rajshahi.

encourage a student to use the context or meaning of the passage to identify unrecognized words.

**The bottom** – up is the approach in teaching reading that uses smallest part of language (like letters, words or phrases) to begin with, then it continues to broader items (like sentences and paragraphs). This approach leads the students' understanding about smallest part of language in detail in the beginning of the lesson. According to Nuttall, in Rahman, in Bottom – Up, the reader builds up a meaning from the black marks on the page: recognizing letters and words, working out sentence structure.<sup>20</sup>

The good point in conducting bottom-up processing is that it can make the lesson focus on the structure and vocabulary that can be found out from the text that will be discussed. According to Morales, the emphasis on bottom-up processing helped students overcome difficulties regarding the structure and vocabulary of science texts.<sup>21</sup>

#### **References:**

1. Azamatovna, S. N. (2020). The main goal of using feedback in the writing process. Proceeding of The ICECRS, 6, 167-169.
2. Azamatovna, S. N. (2020). TECHNOLOGY OF DEVELOPMENT OF SOCIO-CULTURAL COMPETENCE IN STUDENT. International Engineering Journal For Research & Development, 5(CONGRESS), 3-3.
3. Sattarova, N. A. (2019). THE IMPLEMENTATION OF GIVING FEEDBACK FOR WRITING. In ИННОВАЦИОННЫЕ ПОДХОДЫ В СОВРЕМЕННОЙ НАУКЕ (pp. 114-117).

---

<sup>5</sup>Rahman, Md. Hamidur. 2004. An Evaluation of the Teaching of Reading Skills of English. Rajshahi: University of Rajshahi.

<sup>6</sup>Brown, D.H. 2001. Teaching by Principles (Second Ed). London: Pearson Education.

*Sarvinoz S.O.*  
*teacher*  
*Kokand State Pedagogical Institute*  
*Mamatov I.I.*  
*teacher*  
*Kokand State Pedagogical Institute*

## **ART CARPET WEAVING IS ONE OF THE FORCES THAT LIFT THE HUMAN MOOD**

*Annotation: This article describes in detail the art of tapestry, one of the new types of applied art, the creation of work of tapestry and its impact on the human mood, its psychological features.*

*Keywords: Tapestry, moving fresco, human impact, thematic range, magical works, modern world, canvases, landscape motifs, pure, autumn paintings, still life, Italy, conclusion.*

Works of folk applied art have a high value not only for their decoration, beautiful forms, antiquity, but also for their deep philosophical, educational and spiritual features.

One of the new types of applied art is tapestry art. Initially he speaks a poetic language peculiar to him. At first glance, the art of tapestry is far from the contrast of the day, but it leaves a trace of time in its essence. In many works, one can easily see the reasons for concern for the preservation of our civilization, the natural world.

What sets it apart - the "living fresco"? The decisive role here is played by the texture of the woven surface, the material that provides any monumental image with an aura close to that of man. This aspect represents the main point of the "moving fresco" aesthetics. The original purpose of any fabric and genetically - tapestry - is to warm and decorate. Tapestries are like magical symbols that harmonize the surrounding space and the inner world of the person looking at them. These are original beautiful pictures "written" with strings, delivering a rich flow of information to the viewer. Tapestries radiate joy, peace, reflect the charming beauty of the world around us, these people are missing in our difficult and difficult times.

Take a look at the published reproductions presented in the catalog - first the works of the authors, in fact "good" and "different".

Tapestries fit perfectly into a modern interior. On the walls, just like the ornaments, there are beautiful paintings depicting natural landscapes, still lifes, animals and birds, their natural habitats, white snow-covered expanses, flourishing steppes, taiga and exotic forests. Fully found silhouettes, movements, postures create direct, sometimes impressive, sometimes terrifying images. Each

picture is a poem about the beauty of the world, a symbolic image built on clear field observations.

Tapestries are easy to imagine at home; they relieve the boredom and boredom of standardizing townhouses, reminding us of the beauty of nature, pleasant memories and meditation, contemplation, a healthy rest in the bosom of nature. Whatever picture you see - the beauty, the uniqueness of the shapes and images is in front of you. This is how a tone "painted" with a color code sounds like on a canvas. The joy of life is conveyed to the viewer from the canvases. Just as you can't enter the same river twice, tapestries are accepted in a new style each time. Each time the work creates a different mood. Sometimes - well: I want to ascend to heaven, and perhaps I want to find all these beauties that the master found somewhere and showed us in his works; sometimes - a little sad, but the reason for this was that through art it was possible to convey the whole air, all its worries and sorrows, darkness and light, very finely and lightly.

The play of warm, soft, wonderful colors creates a particularly uplifting mood - creating harmony with the audience, lyrically adapting it - to an enlightened mood.

Some canvases are amazing in their integrity and perfection, while others leave room for imagination. As Max Frish, a well-known classic of European literature, points out, what we want to fill them with really fascinates us

The thematic range is paintings of different genres, mainly landscape, floral, decorative motifs, figures of people, animals, birds; nature is a landscape. Landscapes, still lifes, genre landscapes in life - all of these stand out for their spontaneity and sincerity.

When we look at tapestry paintings, involuntary images float before us - distant, fantastic countries, landscapes; in the bright mix of beautiful pictures we find many fantastically beautiful plants, various fairy-tale heroes, strange architectural forms. You look at these magical works - and you feel as if you are interacting with the landscape with your heart, immersed in the paradise around you, and relaxing with your soul.

The modern world is a stormy current in which man loses touch with nature - the most precious thing he has - the original. The artificial, "man-made" world created by human beings absorbs our consciousness and leaves a certain mark on our perception of the world. Most of the canvases are dedicated to the very theme of nature, which reminds man of where he came from and where he is a member. On canvases, nature is always alive, beautiful and uniquely changing and at the same time unique in its set beauty.

Landscape motifs remain a favorite for the viewer, where it serves as a reflection of some theatrical action that takes place around them, invisible at a glance. Not everyone sees this movement, but nature reveals its "secret" to a grateful audience who knows how to see it. Looking at the scenery, we feel the humidity of the air, a morning full of soft sunlight, or a warm afternoon, as well as the coolness quietly hidden under the crowns of the trees.

Some landscapes want to be called a frozen moment for contemplation time. This allows the viewer to feel and understand the depicted silence and use the magic moment to cross the line between the two realities to see the “truth in general” and the “canvas truth” and slow down the time, movement, rhythm and self-image. found in the landscape, where the artist left a piece of the heart. The spectator is captivated by simple motifs, where a concentrated wise silence is heard.

Favorite landscape objects are edges with water. These are images of quiet rivers planted with tall trees, with their fan-shaped broad branches spread out thoughtfully; or calm reservoirs with intricate plastic of steep shores; mountain streams and twisting streams that playfully descend from scenic slopes; a demonstration of the pulsating flow of spring rain. The whole world is reflected in the image of water. As in the mirror, the clouds are reflected in the lake, and the dome of the lake temple is probably perceived as a temple of nature “Pure” nature landscapes, forest spaces, “portraits” of trees, seasonal conditions in quiet and deserted corners of nature predominate.

Autumn paintings are dominated by fiery orange and golden ocher tones. The element of pure emerald and silver pearl colors of spring is culminating in elegant and graceful landscapes. Winter has become a favorite theme with its sheer distances, the dazzling whiteness of the snow playing in the sun. Winter. Silence. And on the mountains - the endless blues of the cold winter sky with cold transparent clouds floating slowly across the horizon. Peace and glorious solemnity stem from these quietly limited rhythms. Tapestries reflect the beauty of changing nature: bad weather and bright sun, the breath of the fields, the transparency of the birch forest. Among the landscapes, the clouds occupy a special place as a symbol of loyalty and blessing. Observing and depicting them in different states of nature - on an open day, in the rain, or on the eve of an approaching thunderstorm, we discover the diverse beauty of nature in its ancient power.

And how we want to live in huts lost in the foothills. And the mountains seem to be living a life independent of us. And we must come out of these little houses and attain the glory of the mountains, they do not die, but only freeze; and do not show your power over them.

Italy is a unique country that has attracted the attention of several artist galaxies. The rhythm of the laconic planes is compositionally and colorfully balanced, which slows down the flow of time.

The portrait gallery features images of children and women that combine the deep psychology of states, the smooth expression of watercolors, a focus on limited facial expressions, and a gentle accompaniment to backgrounds.

Thus, the tapestry synthesized the features of many types of fine art. It is a manifestation of the general artistic processes taking place in culture today - the eradication of boundaries, the interpenetration and unification of different genres. Due to the richness of the problems, they are distinguished by beautiful width,



graphic accuracy of the drawing and monumental forms. They retain the eternal distinctive features of the tapestry - decorative and poetic.

**Reference:**

1. Bulatov S.S. Uzbek folk applied decorative art, - T .: "Labor", 1991.
2. Bulatov. Q. Folk art. Tashkent 2000.
3. [www.pedagog.uz](http://www.pedagog.uz)
4. [www.Ziyonet.uz](http://www.Ziyonet.uz)
5. [www.carpetart.com](http://www.carpetart.com)

*Sharipov S.Ya.*  
*associate professor*  
*Tashkent State Agrarian University*  
*Rasulov A.A.*  
*the probationer researcher*  
*Tashkent State Agrarian University*  
*Islomov F.Sh.*  
*student*  
*Tashkent State Agrarian University*

## STORAGE AND PROCESSING OF APRICOTS IN UZBEKISTAN

*Annotation: Apricot - Armeniaka vulgaris Zam. - A tree belonging to the Rosaceae family of 5-8 cm high and sometimes 17-20 m. Apricot is found in the wild in the mountainous regions of Uzbekistan at an altitude of 500-1200m above sea level.*

*In Uzbekistan, the selectors created The Plum Axror, Isfarak, Mirsanjami, "Kursadik" "Khurmoyi", "Navoi", "Subkhoni", "Arzami", and other varieties. According to statistics, in Uzbekistan 45% of fruits are apricots. 87% of the total fruits in the Fergana and Zarafshan valleys consist of apricots.*

*The trunk of the apricot tree is covered with a grayish-brown bark. The leaf is oval, rounded or heart-shaped, with an arched shape, with a stem at the base of the stem. The flowers are white or pink and are located separately in the branches. Fruits are oval-shaped, oval and rectangular, yellow, red, orange, and many other colors.*

*Key words: Dried apricot, antioxidants, Sap, trunk, carotenoids, solar energy, enzyme, sulfur.*

Apricot fruit and glue are collected. The ripe apricot fruit is peeled off and the stones are separated from the soft peel of the fruit. Then collected stone is stung. Oil is obtained from seeds at the factories. From the place where the tree bark has cracked, the glue of apricot flows out and solidifies. This sap is collected.

Soft apricot contains up to 27% of sugar, 25% organic acids (apples, citric acid), carotene, vitamin C and RR, flavonoids, pectin, mineral, supplements, 35-50% fat, emulsion enzyme. In apricot kernel of apricot, up to 8.43% is found in amygdamine glycosis.

Apricot oil is used in the preparation of some medicines - camphor, hormones, etc. - as an emulsifier in the preparation of fat emulsions, and the seeds of spicy apricots are used in the preparation of bitter almond juice. Apricot is completely contains galactose, arbinose, glucuronic acid, minerals and other substances.

When it comes to apricots, you may be tempted to consider them as being too “ordinary” to be considered a “Superfood”. Think again -- apricots are a powerful source of disease fighting agents and are one of the healthiest and most beneficial fruits available. Because of their high nutrient content, apricots address a variety of health concerns - anemia, digestion, eyes and vision, and even skin problems. The diverse and unique combination of antioxidants in apricots makes them an excellent fruit for fighting against heart disease, cancer, and stroke. Dried apricots have a greater nutritional content (especially Vitamin A and minerals) than fresh apricots due to their high concentration of nutrients. The antioxidants carotenoids and phenolics are both abundantly present in apricots. They are rich in vitamin C, potassium, calcium, iron, vitamin A, phosphorous, and contain fiber as well as essential minerals in trace amounts. According to studies, apricots are excellent sources of  $\beta$ -carotene, forming 60-70% of the carotenoid that confers with the orange color on the un-blushed sides of the fruit. Additionally, the  $\beta$ -carotene and lycopene found in apricots protect LDL cholesterol from oxidation, which may help to fight against heart disease. Carotenoids are important not only because of the color they impart but also because they show protective activity against a variety of degenerative diseases. Apricots have been described as one of the most important dietary sources of provitamin A carotenoids – 250g of fresh or 30g of dried apricots (approximately one serving size) provide nearly all of the recommended daily allowance. Apricot fruit is widely used in the food industry, it is made of high quality jam, juice, peanuts, compote, cans, and it is used in the national economy.

Horticulture is an important branch of agriculture. The fruits are distinguished by their rich chemical composition, aroma, the ability to provide the body with many vitamins and minerals, and other beneficial properties. It is well-known that the climatic conditions of the Republic of Uzbekistan have a great potential for the cultivation of fruit crops, especially of stone fruits. One of the most profitable sectors is the development of fruit production. Fruits grown in our country are highly valued in many countries around the world. Therefore, the export potential can be enhanced by increasing the volume of fruit production. In addition to the freshness of the fruit, they can be processed in different ways and enriched with fruit products in the off-season.

This means that the quality of the fruit collection can be ensured throughout the year with the provision of fruit and vegetable products to our people. It is known that in addition to the freshness of the fruit, the dried fruit is consumed not only by the people of our country, but also by many peoples of the world. Availability of relatively cheap raw materials in Uzbekistan is a good prospect for the development of agricultural processing. The sunny climate allows to dry apricot fruits in large quantities by using the sunlight in summer and autumn.

At present, one of the most pressing problems in our country is the introduction of new energy-efficient technologies in processing fruits and vegetables, and finding alternative energy sources for modernization of

production. As we have already mentioned, the organization of efficient drying of fruit products using solar energy is one of the most energy-saving directions with the use of alternative energy sources. Our people have a rich experience in this field, and the fruits are successfully dried in the sun-dried air, with the help of sulfur smoke, as well as in various shade and semi-shade methods. Organization of apricot cultivation, temporary storage and drying can be used as a basis for the cultivation of this valuable crop and quality drying on farms.

Most of the apricots in Uzbekistan are located in the Ferghana Valley and the Zarafshan Valley, with over 500 varieties and clones of apricot in Central Asia. Since the 30s of the 20th century, more than 40 varieties of national and scientific selection have been regionalized. In Uzbekistan, there are many varieties of apricot “Ahroriy”, “Subhani”, “Gulungi luchchak”, “Mirsanjali”, “Kursodiq”, “Khurmoi”, “Isfarak”, “Javpazak”, “Ok apricot”, “Navoi”, “Shalakh”, “Ruhi Juvanon”, “Mohtobi” and many others.

Apricot is harvested at the time when its color and form is typical of its variety and the flesh is thick enough. Dry substances of the above varieties should reach 23–26% at maturity.

Berries are sorted according to their size. It removes rot, mold, crushed, insect and sickness. The fruits are also sorted by the degree of maturation, since the processing of raw materials, the soaking, smoking and drying process depend on the degree of maturation of the fruits.

The technique of dipping the raw material into a caustic soda solution is: fill the raw material in a small basket made of wire or rod and dipped in boiling solution.

Blanched and washed fruits are immediately placed in wooden containers and smoked in sulfur chambers. Smoked apricots retain their natural color and are resistant to insects. On 1 kg of fruit spend 2-2,5 g of sulfur, smoked 1-1,5 hours. In the open field, drying takes 3-4 days, then the apricots are shaded and packed into stacks, then dry for a few more days, and drying takes 8-10 days. Drying is completed when the berries are dry and the skin is undivided. 75 to 80 percent of the dried apricot has a moisture content of 15–17 percent, and they are dry. Therefore, when dried apricot are harvested, it is now dried to balance its moisture content. For this purpose, fruits from turkeys are placed in wooden boxes. Such boxes are 1.2 m long and 0.7 m wide by 0.5 m, weighing 80–100 kg. The boxes are stored indoors and lasts for 12–15 days. During this time, the fruits that are not well dried will go to dried fruits.

**Preparation for leafy dried apricot** is a dried apricot without stone. It is made from a large fruit, the method of its preparation is not the same as that of the other kinds of dried apricot. For example, berries are put in a smoky dry area on the turntables, where they stay for a couple of days and again in the open space. After a couple of days they turn over and take off the stalk and then the mouth is closed. The next day the trays are stacked and the fruits are dried in the shade. Further work is no different from peanut production technology.

**Preparation for the draw (dried apricot).** The dried apricots are cut into two pieces. It is made of large fruits. Apricot picking - transportation, storage, sorting and washing is no different than the technology of other kinds of dried apricot. The well washed apricot is split into two parts and removed from the stem, which is done manually. Fruit bowls are kept in boiling water for 45 to 60 minutes, with the top facing to the tray and smoked with sulfur. Approximately 1.5–2 g of sulfur is used per 1 kg of fruit, the smoking lasts 45–60 minutes. Smoked fruit tray and dried on slivers. After 1/2 - 2/3 of the moisture escape, the apricot plates are overturned, and approximately 4/3 of the moisture escapes. The glauca needs to be dried for 24-30 hours in the sun, during which time it will dry out and dry in the shade. Apricot is not wrinkled and wrinkles, vitamins are well preserved and color is not changed. The fruit is dry for 5–7 days, it is considered ready if it does not break when it is caught and crushed, crumbles and chops are creamy (elastic), its moisture should not exceed 18 percent, 19-26% of the fruit from the Husky is taken from the dried apricot.

#### **References:**

1. McBean, D.McG; Wallace, J.J. Stability of Moist-pack Apricots in Storage. CSIRO Fd. Preserv. Q. 2007, 27 (2), 29–36.
2. Manolopoulou, H.; Mallidis, C. In Storage and Processing of Apricots, Proceedings of XIth Symposium on Apricot Culture, Acta Hort 488, Leuven, Belgium, 567- 576, 1999; Karayiannis, I., Eds.; 2006.
3. Chauhan, S.K.; Tyagi, S.M.; Singh, D. Pectinolytic, Liquefaction of Apricot, Plum, and Mango Pulp for Juice Extraction. International Journal of Food Properties. 2005, 4 (1), 103–109.
4. Chambroy, Y.; Souty, M.; Audergon, J.M.; Jaquemin, G.; Gomez, R-M. Research on the Suitability of Modified Atmosphere Packaging for Shelf-life and Quality Improvement of Apricot Fruit. Acta Horti. 2011, 384, 633–638.
5. Bolin, H.R.; Stafford, A.E. Effect of Processing on Provitamin A and Vitamin C in Apricots. J. of Food Sci. 1974, 39, 1034–1035.

*Shukurova S.O.*  
*teacher*  
*Karshi state university*  
*Uzbekistan, Karshi*  
*Kurbonova Sh.Sh.*  
*Webster University in Tashkent*  
*Uzbekistan, Tashkent*

## **ONLINE GAMES ARE BECOMING HANDY TOOLS FOR ENGLISH LANGUAGE TEACHERS TO EXPLAIN NEW VOCABULARY FOR BOTH ADULT AND YOUNG LEARNERS**

*Abstract. It is undeniable that the wide spread of the Coronavirus (can be officially called COVID-19 previously known as "2019 novel coronavirus") caused innumerable replacements in how learners are taught around the world. School, high educational institution closures mandated by governments in an attempt to contain the spread of the COVID-19 pandemic. Educational and governmental officials in Uzbekistan weighed the benefits of in-person schooling against the risks posed by COVID-19 spread. "Due to coronavirus, all higher education institutions' students, schoolchildren and children of preschool education institutions of Uzbekistan were closed on vocation starting March 16, 2020" stated at the meeting held by the Prime Minister of Uzbekistan.*

*Keywords: Education, school, Coronavirus, government, knowledge, learners, vocabulary, students, online platforms, distance learning.*

The coronavirus pandemic sweeping around the world, posed unexpected challenges and requirements for education. In Uzbekistan, since March 16, after the detection of the first case of coronavirus infection, the traditional educational process in schools has been temporarily suspended. Students were transferred to distance learning. Virtual learning minimized the advantages of face-to-face learning as there are great limitations in interaction between the teacher and students.

One essential component in language learning is vocabulary knowledge. The importance of vocabulary can be felt in the stages where students have to convey meanings in communication. As Oxford (1990) stated "strong vocabulary knowledge will enable students to acquire and apply their knowledge in the language. Unfortunately, English teachers faced problems in the application of the methods that are for vocabulary explanations in quarantine period in Uzbekistan. The reason is that almost all teachers strongly relied on face-to-face methods that definitely magnified vocabulary basis of the students.

One feasible suggestion given to traditional teachers is to consult with professors in abroad to exchange valuable methods in teaching vocabulary



virtually to learners. The reason is that teachers in abroad have a wide experience in virtual teaching as it has been common for decades because of high teaching technology resources and requirements of students around the developing world.

Prior to boosting new era's modern applications in teaching vocabulary online, as an author I want to highlight the weak sides of traditional vocabulary teaching method that are still been found in Uzbek classrooms. If we take, repetition, drilling and chorus as techniques, they are considered to be old methods goes to several centuries ago. Simply, making students to drill the words they learnt will definitely not give any enhancement in vocabulary knowledge. The reason is there is no any engagement or interest from the side of the learners. Harmer states (1991) "Traditional technique that was quintessential in previous era of teaching should not be used for too long or too frequently in modern teaching" (p.92). Additionally, Brown (1994) celebrates the fact that "Nowadays, thankfully, we have developed teaching practices that make only minimal- or optimal use of such drilling" (p.138).

As an author I opt the view that if drilling and another traditional teaching techniques are combines with online games they without doubt show high results in the memorization of new words in learners.

### **Great vocabulary Games, Apps and Sites**

Building vocabulary through online lessons depends on students getting early, frequent and sustained exposure to words that expand their horizons. Teachers should opt useful, time savvy apps and sites that are found to be totally learner friendly. Most applications designed to teach word definitions, uses and meanings to learners and feature tech-enabled supports, customizable flashcards, adaptive instruction and clear gameplay. Teachers alternatively can craft various activities depending on their students' needs and wants. Moreover, focusing on lesson type teachers can alter the type of app or site and create more effective lessons with needed activities. There is no limit in the selection of applications as each of them serve for different purposes. Importantly, teachers can create special assessment in the vocabulary applications to check students' progress through the course. Vocabulary assessments also help to keep students' vocabulary skills on track.

### **The demonstration of the best 2020's Vocabulary Applications**

**1. Kahoot.** (<https://kahoot.it/>) This teaching vocabulary and practicing it online platform helps teachers to engage learners in vocabulary learning. The benefits of this platform is wide as it has individual and group work features for students to compete in various online tours. Energetic sound system and background music motivate learners to be in energetic mood to find correct word choice and phrases in tests. Another good point for teachers is that there are ready test questions prepared before hand for teachers use. Teachers can make changes in them or decorate test questions with illustrative pictures or videos.

**2. Quizlet (Quizlet.com)** This application provides subject related quizzes, tests, flashcards and games for classroom to work in groups to practice

vocabulary online. It is competitive online platform in which students make points to win another rival group. The features of the app such as (individual/ group work, time limit for each answer, number of points gained) can be selected by the teacher. Groups are given funny applauds and audio cheers by the app for each correct answer. This is a teacher friendly app as it has subject related ready made questions from beginner to advanced level.

**3. Jeopardy** This platform comes from a real show game played by American players on TV. This game can be played in groups or individually. Players should pick a category and a point value and click on the chosen board for the hidden question. Teacher can optimize the game and add time limit for the students to give a clear answer. To check student's answer player should click the question for the second time. If the question is right player will receive promised score from the game. Next player will click "Back to Board" button to continue the game. Player with the most points wins the game.

**4. Puzzle juice.** This game is the combination of Tetris+Boogle+ word learning+ ultimate language fun. Puzzle juice offers learners a fun challenge in both classroom and out of it that incorporates logic and language. This app teaches word definitions, uses, synonyms, antonyms and word combinations within context.

**5. Beck and Bo.** Current application provides the best opportunities in vocabulary learning in context. As Nation states (2013) "teaching vocabulary in context is rather difficult in comparison with other teaching methods". Beck and Bo game platform gives learners a chance to discover real adventures online and learn new words through it. This game enhances learners' creativity and logic and definitely word basis.

### **Conclusion.**

In conclusion, online platforms and games are the requirements of today's education in vocabulary teaching. Platforms mentioned above should replace the traditional ways of vocabulary teaching and make this process funny and enjoyable for the learners. The benefits for the teacher are uncountable as teachers can control over the program or can make various modification and change features of the program depending on students' needs and wants. Teachers will not face difficulties in assessing students' progress as each application calculates points of students and announces gained points at the end of the game. Students' motivation and enthusiasm will grow significantly as online games, websites and applications are designed specially for learners in different age groups and levels. Online vocabulary games and applications are handy tools for learners as they can check the pronunciation of the word without leaving the application. As an author I recommend above mentioned applications for Uzbek teachers to put in practice in their online lessons.

### **References:**

Brown, H.D. (1994) Teaching by Principles; An Interactive Approach to Language Pedagogy. Prentice-Hall.

Harmer, J. (1991) *The Practice of English Language Teaching*. Longman  
Nation (2013) Victoria University of Wellington, Susan Huston, University of  
Birmingham.  
Oxford, R. (1990). *Language learning strategies: What every teacher should  
know*. Boston: Newbury House.

*Sultanova G.A.  
Scientific researcher  
Abdusattorova M.M.  
student*

*Tashkent State Agrarian University  
Saydullayeva M.E.  
student  
Tashkent State Agrarian University*

## **METHODS FOR DETERMINING GRAIN QUALITY AND PURITY INDICATORS**

*Abstract: In this article discusses about methods for determining grain quality and purity indicators and their types. How do importance of grain quality and purity indicators*

*Keywords: organoleptic, color, smell, grain, microorganisms*

Determination of grain quality is divided into two groups: organoleptic and laboratory methods.

Organoleptic methods include assessing grain quality using the senses. This method measures parameters that cannot be determined by other methods (for example, grain color, odor, taste).

Laboratory methods include the determination of grain quality using instruments. Such qualitative indicators (moisture, contamination, damage to grain by pests, quality and quantity of wet gluten) are expressed quantitatively.

Determination of indicators of purity. The color, aroma and taste of the grain are indicators of its purity. These values may vary, so only one of them can be categorized as defective, and the grain can be returned to the receiving address. This is due to the fact that limiting the required number of indicators has a negative effect on the formation and development of grain at the plant, as well as on harvesting, sales, transportation and storage of grain. Sampling and sampling for color, odor and taste is based on DAST. I called. Color is the main and mandatory indicator when assessing the quality of grain in all agricultural products. The type, variety and uniformity of the grain are determined depending on the color. The common grain of any plant has a unique color and sometimes luster. Color describes not only the natural properties of the grain, but also its purity, as well as, to a certain extent, technological properties and nutritional benefits. Therefore, color, along with other characteristics, is the basis of grain grades. Change in grain color (darkening, dark spots, gray or green color, etc.). In many cases, as a result of the activity of microorganisms, insect damage (fleas and turtles) occurs due to improper use of grain processing methods (non-compliance with the drying procedure). Color can change during ripening and as

a result of unfavorable weather conditions during harvest. For example, cold grain is white and has a reticulated surface, while hot grain loses its luster and has a wrinkled surface. Grains that sharply change color (rotten, moldy, charcoal) usually refer to foreign or mixed fractions of grains.

The grain color is determined by comparing the respective types of standards or samples. For most plants, color and reflection should be measured in daylight in dark glass, paper or black cloth.

Fresh grains have a unique aroma. A foreign smell indicates a deterioration in the quality of the grain. Extraneous odors in grain can arise for two reasons: as a result of absorption (sorption) from the environment of various substances - vapors and gases; or as a result of decomposition of organic

The smell of warehouses is caused by prolonged poor ventilation of grain and sorption due to anaerobic respiration of intermediate grain products. This smell disappears slightly after airing, but affects the nutritional quality of the grain.

When mold is applied and develops, odors develop in wet grain at temperatures that favor the growth of microorganisms (molds). These odors are greatly reduced when the grain is passed through the grain cleaning machines. But it will not completely disappear. When used and covered with mold, the smell is strong and is transferred to processed products.

The malt smell arises from the rooting of the grain during storage. In addition, spontaneous heating of the grain produces a malt-like odor. It has been found that grain with a malt smell contains a large amount of amino compounds and slightly oxidizing substances.

The rotten smell is caused by the decomposition of carcasses and debris by pests in the warehouse. Rotten odors also appear in spontaneously heated grains.

Grains with malt, mustard and other odors are considered defective and will not be accepted at the collection point.

The smell is healthy and is felt in the crushed grain. To detect odors, approximately 100 g of grain (healthy or crushed) is inhaled into the palm of the pre-mixed medium, and the senses are used to detect the presence of foreign odors on the grain.

To enhance the smell, the grains are poured into a glass, poured with hot water (temperature 60–70 ° C) and covered with a glass. After 2-3 minutes, the water is drained and the smell of heated grain is felt. For the same purpose, the grain can be steamed for 2-3 minutes. The grain is heated on a grate over boiling water, then a clean sheet of paper is sprayed with water and a smell is detected. Heating the grain and evaporation of moisture in it causes the adsorption of odorous substances.

Taste. Healthy grains have a unique flavor similar to that of this crop, and are often sweet or slightly sweet.

A change in the taste of grain is often accompanied by the falling of a lump (baskets) or part of bitter plants and sivers (bitter taste of wormwood) into the

nest, germination of grain (sweet taste) and the development of microorganisms (unpleasant putrid taste, sourness, etc.).

The taste is determined by the freshly ground grain. To do this, about 100 g of grain is separated from the average sample, cleaned of impurities, ground in a laboratory mill and chewed 2 g. Rinse your mouth thoroughly before and after each test. Determination of grain taste is carried out when it is not possible to accurately determine the degree of grain purity by other organoleptic parameters.

**References:**

1. Grain and guava- rootstock growth and development. S.G. Bharat
2. Grain Grading Procedures. Washington D.C. October 2013
3. Internet sources



*Tashmatova G.A.*  
*assistant department*  
*of propeification of internal diseases*  
*Primkulova G.N.*  
*assistant department*  
*of propeification of internal diseases*  
*Andijan State Medical Institute*  
*Uzbekistan, Andijan*

## AGE-SPECIFIC APARAMETERS OF THE HEART IN PATIENTS WITH COMBINED MITRAL DEFECT

*Abstract: Using ultrasound examination with age-related features significantly expands the possibility of studying intimate mechanisms of functioning of the heart in normal and pathological cases. it would allow to establish many age-related patterns of disorders not only during systole, but also in diastole in various diseases of the cardiovascular system, indicate the initial signs of development of cardiac failure, objective estimating the role of several compensatory mechanisms, influencing different functional tests, which has invaluable importance for practical medicine.*

*Key words: Age-related features of cardiac echoparameters, combined mitral defect, diameter of aortal ring.*

It is known that the frequency of heart damage in rheumatism (A.V. Zuiyumanov et al., 2013) is in the first place (44%), mitral valve damage is in the second place – aortic valves (20%). According to some authors (L. A. Bokeria A.V. Sandrikov et al., 2007), this defect occurs in 50% of patients with various heart defects. A number of scientists note that there is a link between age and diseases. With age, the adaptive capabilities of the body decrease, resistance to harmful effects decreases, vulnerabilities in the self-regulation system are created, and mechanisms of susceptibility to age-related pathology are formulated (V. V. Frolkis, 1986, V. M. Dilman, 1987). Thus, the frequency of acquired defects in men under 30 years of age is 3.9%, in men and women 10.3%, in 30-39 years, respectively, 5.6% and 14.0%, 41-49 years-8.4% and 18.4%, 50-54 years-5.0 % and 11.8% (Yu.a. Vlasov, 1985) in this regard, we have studied the echoparameters of the heart in this pathology, since they represent a certain clinical value.

**Purpose of research.** The aim of the study was to determine aparametric of the heart in combined mitral defect in the age aspect.

**Material and methods of research.** The material of the study was practically healthy people and patients with combined mitral defect (CMD) aged from 20 to 49 years.

The materials were studied at 5-year intervals, according to the recommendations (O. A. Vlasova 1985). The ultrasonic device "Aloka SSD – 630 (Japan) with frequency characteristics of sensors 3-3.5 MHz was used. To assess the echocardiographic parameters of the heart, we performed standard measurements (according to V. V. Mitkov, 1996). The obtained digital data were processed by the variational-statistical method (according to B. A. Nikityuk, 1985).

**Results and discussion.** The results of the study showed that the diameter of the aortic ring in patients with combined mitral defect (CMP) in comparison with the control group, in all age periods, narrows especially noticeably at the age of 25-29 years ( $2.3 \pm 0.05$  to  $1.69 \pm 0.08$  cm) 40-44 years ( $2.4 \pm 0.7$  to  $2.6 \pm 0.2$  cm)

The data showed that in patients with CMP, compared with the control, in all age periods, the diameter of the aortic opening increases, especially the most intensively increases in 40-44 years (from  $2.78 \pm 0.2$  to  $3.1 \pm 0.1$  cm).

The length of the left ventricle (LV) during diastole in patients with ILC in almost all ages increased, compared to control, while the greatest in the 35-39, 20-24, 30-34, 25-29 (from  $6.3 \pm 0.3$  mm  $7.0 \pm 0.3$  cm; from  $6.6 \pm 0.2$  to  $6.8 \pm 0.6$  cm; from  $6.9 \pm 0.3$  to  $7.3 \pm 0.19$  cm; from  $6.7 \pm 0.3$  to  $7.2 \pm 0.2$  cm) at age 45-49 are somewhat smaller and only at the age of 40-44 years, long left ventricle during diastole remains almost unchanged.

LV length during systole, compared with the control, significantly increases in patients with CMP aged 20-24 years (from  $4.95 \pm 0.4$  to  $6.9 \pm 0.6$  cm), 35-39 years (from  $5.1 \pm 0.2$  to  $7.2 \pm 0.2$  cm) and significantly at the age of 25-29 years (from  $5.1 \pm 0.35$  to  $6.2 \pm 0.2$  cm), 45-49 years (from  $5.7 \pm 0.3$  to  $6.9 \pm 0.2$ ), and in other age periods significantly less.

The width of the left ventricle during diastole in patients with CMP is most expanded at the age of 35-39, 20-24, 30-34 years (respectively: from  $3.6 \pm 0.1$  to  $6.0 \pm 0.35$  cm; from  $3.95 \pm 0.4$  to  $6.0 \pm 0.3$  cm; from  $4.2 \pm 0.2$  to  $5.8 \pm 0.3$  cm), in two cases 25-29 and 45-49 years less noticeably (respectively:  $+1.3$ ,  $+1.23$  cm), and in one case at the age of 40-44 years, the width decreases. At the same time, the LV width during systole in patients with CMP in all age groups, compared with the control, increases, especially significantly in 20-24, 30-34 and 35-39 years (respectively: from  $3.35 \pm 0.3$  to  $4.8 \pm 0.18$  cm; from  $3.2 \pm 0.3$  to  $5.3 \pm 0.2$  cm; from  $5.3 \pm 0.3$  cm).

The length of the left atrial LP during diastole, in comparison with the control, increases most in 30-34, 35-39 and 40-44 years (respectively: from  $4.2 \pm 0.3$  to  $5.7 \pm 0.1$  cm; from  $4.15 \pm 0.2$  to  $4.6 \pm 0.2$  cm; from  $3.75 \pm 0.3$  to  $5.1 \pm 0.2$  cm), and in other age groups slightly less. At the same time, the length of the LP during systole in patients with CMP expands most at the age of 30-34, 35-39 years

(from  $3.1\pm 0.1$  to  $4.8\pm 0.1$  cm and from  $3.45\pm 0.1$  to  $4.0\pm 0.2$  cm), and in other age periods the growth is slightly less.

The width of the LP during diastole in patients with CMP, compared with the control group, increases most in 35-39 years (from  $3.15\pm 0.2$  to  $3.7\pm 0.3$  cm), at the ages of 20-24, 30-34, 40-44 and 45-49 years, slightly less, and only at the age of 25-29 years, the width of the LP during diastole remains unchanged. At the same time, the width of the LP during systole in all studied ages, in comparison with the control, expands, especially in 35-39 years (from  $2.7\pm 0.25$  to  $3.15\pm 0.2$  cm), and in other age periods the growth is significantly less.

The length of the right ventricle (RV) during diastole in patients with CMP, compared with the control group, increases most in 40-44 and 30-34 years (from  $5.0\pm 0.3$  to  $7.6\pm 0.3$  cm and from  $5.5\pm 0.2$  to  $6.9\pm 0.3$  cm), and in other ages slightly less. However, at the age of 45-49 years, this length, on the contrary, is shortened by an average of 1.4 cm.

Studies have shown that, in three age periods (20-24, 25-29 and 30-34 years), the length of the pancreas during systole decreases (from  $4.1\pm 0.2$  to  $6.0\pm 0.3$  cm; from  $4.0\pm 0.3$  to  $5.2\pm 0.2$  cm and from  $4.3\pm 0.2$  to  $5.5\pm 0.3$  cm, and in other age periods increases (from + 0.21 to + 0.87 cm).

The width of the pancreas during systole, compared with the control group, at the age of 25-29, 30-34 and 45-49 years expands (from  $3.1\pm 0.3$  to  $3.55\pm 0.3$  cm; from  $2.95\pm 0.25$  cm and  $2.8\pm 0.2$  to  $4.9\pm 0.6$  cm), and in other age periods this width narrows (on average from 0.2 to 0.5 cm).

The length of the right atrium during diastole in all studied age periods expands, especially significantly in 30-34 and 40-44 years (from  $4.35\pm 0.3$  to  $5.5\pm 0.1$  cm and from  $4.35\pm 0.4$  to  $6.7\pm 0.3$  cm), and in other ages it is slightly less.

The length of the PP during systole in patients is most extended at the ages of 30-34 and 40-44 years (from  $3.65\pm 0.1$  cm to  $4.9\pm 0.1$  cm and from  $3.6\pm 0.3$  to  $5.25\pm 0.2$  cm, respectively), and in other ages it decreases and becomes less than in the control (by 0.3-0.4 cm).

The width of the PP during diastole in patients with CMP most intensively changes at the age of 20-24, 30-34 and 35-39 years (from  $3.48\pm 0.2$  cm to  $4.7\pm 0.3$  cm, respectively; from  $3.65\pm 0.3$  to  $4.5\pm 0.3$  cm and from  $3.7\pm 0.2$  to  $4.65\pm 0.2$  cm), and in other age periods does not change significantly (up to 0.1 cm).

Width of PP during systole from 20 to 34 years increased (on average from 0.18 to 0.42 cm), especially in the age of 35-39 years (from  $3.35\pm 0.2$  to  $4.7\pm 0.35$  cm), and aged 40 to 49 years – even less than in controls (average from 0.3 to 0.7 cm)

**Discussion.** Studies have shown that the length and width of the LV, LP, during diastole and systole in almost all studied ages with CMP is greater than in the control. As for the length and width of the LP in CMP at the age of 20 to 29 years is almost the same, in 30-49 years more. Length of RV during systole at the age of 20-24 are the same, 25-44 years ( ), 45-49 years is less than (0.1 cm) than

in controls, and during systole in the age of 20-44 years (from 0.4 to 2.0 cm), 45-49 years identical regulation.

The width of the pancreas during diastole and systole at the age of 20-24 years is almost the same as the norm, in 25 to 34 years with CMP less (0.3-0.47 and 0.18-0.41 cm), and in other ages more (up to 1.5 cm).

Length of PP during diastole in the age of 20-29 years is nearly identical to the control, while in the other studied ages (up to 2.1 cm ) at systole in age from 20 to 44 years (0.2 to 0.25 cm), and 40-44 years – less (0.4 cm),

The width of the PP in diastole and systole in CMC in almost all studied ages is greater (from 0.1 to 0.7 cm) than the control.

Comparing our data with literature sources, we can note that the increase in the size of the LV and RV in CMP during diastole is more variable than in systole, which is consistent with clinical studies (V. A. Sandrikov et al., 2007). We fully agree with the views of N. M. Muharlyamov (1997), who noted that the anterior-posterior size of the LP increases sharply (up to 11 cm) with CMC. Our data are close to those of A. G. Avtandilov et al.(2001). These authors found that the length and width of the LV during diastole and systole are almost 1.5 times larger in CMP compared to mitral valve prolapse. Noted by V. E. Sinitsina et al. (1989) in patients with hypertrophic cardiomyopathy (increases from 16 to 54 years), the LP diameter is  $40.2 \pm 1.4$  mm, the LV diastolic size is  $48.1 \pm 1.1$  mm, and the systolic size is  $40.2 \pm 1.4$  mm, smaller than ours. Since these authors combined patients aged 16 to 54 years in one group.

### **Conclusions.**

1) the length and width of the LV during diastole and systole in CMP in all studied ages is greater than the control.

2) the length and width of the LP in CMP at the age of 20-29 years are almost the same with the control, 30-49 years more.

3) the length and width of the left ventricle during diastole in CMP at the age of 20-24 years are identical with the control, in 25-44 years more (up to 1.5 cm), in 45-49 years less (up to 1.0 cm ), and in systole at 20-44 years more ( 0.4 - 2.0 cm), in 45-49 years is identical with the control.

4) the length of the PP in diastole with CMP in 20-24 years is the same as the control, and in other ages it is longer (up to 2.0 cm), and in systole from 20-44 years more (by 0.2 - 2.5 cm), in 45-49 years less (up to 0.4 cm). The width of the PP in diastole and systole in all studied ages is greater (from 0.1 to 0.7 cm) than in the control.

### **Literatures:**

1. А.Г.Автандилов, Е.Д.Манизер. Особенности центральной гемодинамики и диастолической функции левого желудочка у подростков с пролапсом митрального клапана. //Кардиология-М, Медицина, 2001. -Том-41. №9 -С 56-59.

2. Ю.А.Власов, Онтогенез кровообращение человека. -Новосибирск, Наука, 1985 -С 20-25

3. В.М.Дильман Четыре модели медицины – Л., 1987-169с.
4. С.А.Жарская, И.М.Жарская, Л.А.Сирыцинская. Динамика эхокардиографических показателей у больных с постоянной формой фибрилляции предсердий, прошедших обучение по образовательной программе. //Ультразвук и функциональная диагностика -2013. -№3 -С 98.
5. А.В.Зуйюманов, В.П.Постгребышев, О.Л.Майзель, и др. Частота выявления «псевдонормального типа» диастолической дисфункции левого желудочка при заболевании сердца. //Ультразвук и функциональная диагностика -2013. -№3 -С 98-99.
6. С.С.Кадрабулатова, Е.И.Павлюкова, Р.С.Карпов и др. Трёхмерная реконструкция интактного митрального клапана с количественным анализом. //Ультразвук и функциональная диагностика -2013. -№3 -С 54-63.
7. Б.А.Митьков. Руководство по ультразвуковой диагностике.-М, Видар, 1996. -Т1 -С 322-331
8. Н.М.Мухарлямов. Клиническая ультразвуковая диагностика. //Руководство для врачей. - М. 1997 -С 235.
9. Б.А.Никитюк Вариационно-статическая обработка результатов. //Анатомия человека-М, Физкультура и спорт. 1985 -С 528-532.
10. А.В.Сандриков, Т.Ю.Кулачина, А.В.Гаврилов и др. Новый подход к оценке систолической и диастолической функции левого желудочка у больных с ишемической болезнью сердца. //Ультразвук и функциональная диагностика -2007. -№1 -С 44-53.
11. В.Е.Синицина, Ю.Н.Беленков, Н.М.Мухарлямов и др. Магнитная резонансная томография при гипертрофической кардиомиопатии. //Терапевтический архив, -М, Медицина, 1989. -Том-61. №4 -С 51-54.
12. В.В.Фролькис. Интегративная деятельность мозга в старости. //Возрастная геронтология –Киев, -1986. -№8. -С 50-53.



*Tohirova D.M.*  
*student*

*Samarkand state institute of foreign languages*  
*Aminova N.R.*

*head of the office department*

*Samarkand state institute of foreign languages*  
*Odilov B.O.*

*teacher of the German language*

*Samarkand state institute of foreign languages*

## **PECULIARITIES OF GASTRONOMIC TOURISM AND POTENTIAL TO GROWTH IN UZBEKISTAN**

*Abstract: This article aims to introduce gastronomic tourism as an expanding trend in tourism on a global basis. Uzbek cuisine and regions of the country specialized to prepare particular type of dish as the manifestations of gastronomic tourism are discussed as well. Also article depicts the main Uzbek dish – plov, differences in preparing this food among regions.*

*Keywords: gastronomic tourism, cuisine, regions, tasting, sustainable, itinerary, food chain, food delivery.*

**Gastronomic tourism** refers to trips made to destinations where the local food and beverages are the main motivating incentives for travel. The word "gastronomy" comes from the Greek word "gazter" (stomach) and "nomos" (law). However, the meaning of this word is deeper than this narrow definition in a dictionary. The goal of the gastronomy is primarily to provide people with the highest quality nutrition services that do not adversely affect human health. The culture of the baking service has a non-hygienic effect on the environment and offers a pleasant feeling.

Although different terms such as "nutrition tourism", "gastronomic tourism", "gastro-tourism", "wine tourism", "food tourism" and "gourmet tourism" are used in most gastronomic references, this term is known as "dependent on the taste of food and drink" for tourism descriptions. Gastronomic tourism depends on the specific features of the food, and it shows the local status of a particular region or state.

Gastronomic species play a key role in tourists' impressions of the region by introducing a particular region's food and culture and shows the characteristics of the region. As an example of Turkey as one of the gastronomic tourism destinations, it is world-renowned for its dishes such as kebabs and donut kebabs. Recent studies have shown that the taste and diversity of Turkish cuisines are a major factor in attracting foreign tourists. Turkey ranks fifth in the world in terms of foreign surnames. In addition, Turkey takes third place on organized tours and



trips to get the taste of Turkish cuisine, and tourists who come to this point think Turkish cuisine is delicious, attractive, rich and delicious.

Gastronomic events, festivals, various courses, master classes, museums, and other things are important in preserving the gastronomic value of the area. Gastronomic tourism is developed with the systemic relationship of regions food, tourism, and culture with each other. Therefore, with this factor, gastronomies preserve historical and cultural treasures and leave them unchanged to the next generation. Many studies have been made in Uzbekistan in this regard. Particular attention is paid to gastronomic tourism in the field of service and education in the higher educational institutions of the country, as well as in food and service research institutes. But there are still many things to do.

Uzbekistan is a very convenient country for the development of gastronomic tourism. The existing opportunities and conditions are reflected in the country's cultural and historical heritage. Oriental sweets also make a special impression on tourists. Kokand curry, hawthorn, baklava, chak-chak, folding, and dish are also one of the favorite sweets. Public festivals reveal the diversity of our national dishes. For example, Navruz: sumalak, ko'ksomsa, chuchvara and manty, which are made at our national holiday, are important not only for foreigners but also for the local population. Every year, the International Festival "Silk and Spices", which is held in Bukhara, also plays an important role for attracting tourists and contributes to the development of gastronomic tourism.

Looking at global level, the International Culinary Tourism Association predicts that the rate of gastronomic tourists will grow rapidly in the coming years. In the UK, food tourism is estimated to be worth nearly \$8 billion each year. International culinary tourism seems less significant than its domestic counterpart. Whilst consumers take food into consideration when deciding where to take a holiday, it is not usually the main consideration. The growth in popularity of ethnic cuisines like Thai, Indian, North African, Mexican and Chinese as well as Uzbek countries is attributable to a significant degree to of gastronomic tourism. Food and drink festivals constitute the sole instance where the decision to travel is taken solely on the grounds of the gastronomic experiences offered. Whilst this segment is growing, at present there are estimated to be no more than a million international culinary tourists travelling each year. Potential for Growth Culinary tourism is a growth segment, and typically gastronomic tours are increasingly being combined with other activities such as cultural tours, cycling, walking, etc. With consumers being increasingly aware of the benefits (economic, environmental and health related) of local produce, there is an increased desire to try local dishes, foodstuffs and drink. This has led to the emergence of local food and drink festivals, as well as increased interest in local markets. Growth in this niche market is expected to be strong over the next 5-10 years, although from a comparably small base, so volumes will still be small. Gastronomic consumers are chiefly couples that have above-average income, are usually professionals and are aged from 30 to 50. This correlates closely to the demographics of the cultural

tourist. The International Culinary Tourism Association states that on average, food travellers spend around \$1,200 per trip, with over one-third (36% or \$425) of their travel budget going towards food-related activities. Those considered to be “deliberate” food travellers (i.e. where culinary activities are the key reason for the trip) tend to spend a significantly higher amount of their overall travel budget (around 50%) on food-related activities.

Today gastronomic tourism is playing a vital role in tourism sphere. Because each tourist who visit in a particular destination wants to try to eat national local food and see national cuisine. Uzbekistan national dishes and Uzbek cuisine have already been liked by most visitors from all over the world. Uzbek cuisine is renowned globally as national and well-developed aspect of the Uzbekistan culture and Uzbek people. It is one of the most savoury and mouthwatering in tastes cuisine in Central Asia. Situated on the caravan routes of the Great Silk Road, Uzbekistan has been assimilating the most interesting and original receipts of food from wide range of countries. Every meal of Uzbekistan has its own traditional way of cooking, and one dish has a lot of methods of preparing throughout the country. The main items of Uzbek cuisine which attract lots of tourists are plov, soup (Sho’rva), kasan kebab, khanum, samsa, lagman, manti, dolma, beshbarmak, yakhna, shashlik, yubka, halim and others. Plov is the symbol of uzbek hospitality, padishah of uzbek dastarkhan. It is prepared in every Uzbek family. Even some families have created their own timetable of cooking palov with regular intervals, for example in Tashkent hardly any Thursday goes without plov. In various regions of Uzbekistan, people have their own techniques of cooking. In Samarkand people put meat, carrot, rice in several layers and steam it. All ingredients of plov are roasted at the beginning In Tashkent’s kitchens. The ceremony to certify the inclusion of plov within the UNESCO took place on February 3rd 2017 in Tashkent Representative List of Intangible Cultural Heritage of Humanity. The Association of Cooks of Uzbekistan declared plov as the zenith of traditions of national pride. On 8 September 2017, within the frames of the "Uzbegim" festival of traditional culture, the world record on cooking the biggest plov was set and this plov was recorded in the Guinness World Records' Book. The unprecedented event was hold on the Sayilgoh street, Tashkent. The record-breaking dish was around 8 tonnes. Over 50 well-known cooks worked in harmony from across the entire country to prepare the record dish using all the ingredients at reasonable sufficiency. Guests from all over the world sampled plov. Most part of the meal was distributed to the residents of Tashkent. In Tashkent tourists can find more than 17 kinds of plov. The recipes and techniques differ largely. Historical region Samarkand will make jaws drop with the opportunity to taste boiled chickpeas with meat served on Samarkand bread called “Galaosiyo”. The region of Jizzakh is renowned for its samsa which can weigh over 500 g. Just for the record, this type of samsa, is recorded as the most delicious not only in Uzbekistan, but also beyond the country’s borders. Nearly passenger travelling through the highways, has a stop in Jizzakh to try samsa. Kazan kabob

is cooked in 10 regions, in addition to Fergana, where it is most highly popular and the recipes in every region are all different. Andijan will delight tourists with delicious lagman. Its noodle strips can grow to nearly 600 meters in the pre-boiling. If tourists visit Namangan, they do never let the chance of trying soup in a jug-shorva fly away. Amazingly, this dish can be kept under heat for a whole day. Bukhara's plov oshi sufi has its remarkable place among other dishes. Oshi sufi is boiled at first and only then cooked in a copper pan known as a kazan. Navoi. Dolma, beloved for its tasty meat and rice filling, can be found in Navoi. In the Kashkadarya region you can stimulate our saliva by just enjoying Chiyali yakhna, a delicacy made of pressed meat. This dish is considered as main parts of parties and daily life as well, as locals are occupied especially with breeding cattle, provision of meat is hardly out of reach. Surkhandarya is rich in secrets and one of them is a recipe more than a 100 years old-chupancha, made from roast lamb. The cuisine in Khorezm is famous not only its unique taste, but also for the dedicated work of the cooks. Ijjon, tar-tar made of meat, is chopped by axe and knife for several hours nonstop. Karakalpakstan. People in Karakalpakstan creative approach to cooking beshbarmak and tuxumbarak (egg shells). Nowadays, Uzbekistan tour operators are working under preparing gastronomic maps for the tourists to create them more flexibility during their travel around the country. Also, there is a book named "365 Days of Sun" which helps tourists to choose what to eat here in our country judging from their own tastes. All unique food is fundamental to the development of gastronomy tourism in Uzbekistan.

Uzbekistan is also rich in an abundance of vegetables, fruits and berries.

Uzbek melons are rightly considered to be the most easily melting in the mouths in the world – this is the result of a unique combination of dry soil, poor watering and a high number of sunny days per year.

Each type of tourism develops on the basis of the available opportunities in the region. Especially, gastronomic tourism will be improved based on the lifestyle and national values of the local population and that is why Uzbek culinary is considered as "Large C" of our nation. But we still do not have the full potential of our country. At the same time, overwhelming part of the population does not have an idea of the essence of gastronomic tourism. If you take countries such as France, Turkey, Japan, Italy, and China, most of the tourists come to these countries to eat their food. We also have to find ways to make our national cuisine more widely available, using the possible potential at our disposals.

Touristic agency made an analysis of the most popular directions of gastronomic tourism in CIS countries among Russian tourists. The analysis was done due to the fact that gastronomic tourism in the CIS countries is one of the fastest growing trend. The top 5 CIS countries popular for gastronomic tourism among Russians include Georgia, Azerbaijan, Armenia, Kazakhstan and Uzbekistan. Furthermore, Uzbekistan became the winner in the "Discovery of the Year" according National Geographic Traveler Awards 2019 for the best tourist destinations. Uzbekistan won the first place in the nomination of "Gastronomic

tourism”, with 34% of respondents voted for Uzbekistan; Italy and Azerbaijan scored 21% and 17% respectively.

In the course of thinking about great strides in gastronomic tourism Uzbekistan, sustainability challenges incurred in food tourism from the perspective of a food researcher should be considered. It explores essential key features that may influence future business trends in food tourism the world over, including those of future expectations of tourists. Food resources in gastronomy or culinary tourism include food products and local cuisines gathering under the umbrella term of food agriculture. The concept of supply chain management of a restaurant and food factory requires effective food distribution systems involving growers, raw material suppliers, local food factories, wholesalers, distributors, retailers and consumers. Gastronomy is a fashionable trend, a hobby for overwhelming majority. People seek to experience food in the same vein that they seek out other elements of large and little Cs like art, music and architecture. Linking gastronomy and tourism also provides a platform for the promotion of cultures through their cuisine. This not only assists in destination branding, but also helps to promote sustainable tourism through preserving valuable cultural heritage, empowering and nurturing pride amongst communities, and enhancing intercultural communication. Through a visit to a food festival, cooking class or farm-to-table dining experience, tourists garner a better sense of local values and traditions. 2017 has been designated by the United Nations as the International Year of Sustainable Tourism for Development. It is now more important than ever for destinations to maximize the potential of gastronomy tourism to ensure economic growth, social inclusion, cultural and environmental preservation, and mutual understanding. Yet, to fulfil this potential, destinations must adapt by understanding and forecasting demand, creating networks with all local stakeholders and develop adequate products and marketing strategies. Support is also required to foster skilled human capital. UNWTO Ailiate Members Programme mentions how gastronomy tourism can be a driver for the modern tourist hungry to create authentic yet memorable experiences and a pillar of sustainable tourism. As there is a risk of allowing excessive exposure of the traditional techniques and ingredients, which may lead to new dishes that do not have any ties to the values and traditions of the Uzbek cuisine, in which case, the preservation of the gastronomic heritage could be more and more complex issue. Moreover, there are several issues and challenges with regards to the increasing demand for food tourism, surrounding: food tourism policy, food loss and waste, the anti-consumption of food, well-being, overeating, lack of ‘good practice’ in culinary and gastronomy tourism, portion sizes, the protection of indigenous cuisines, and special food consumption and others.

Irrespective of the above drawbacks, Culinary experiences play an increasingly crucial role in social life, with shifting tastes shaping consumer preferences and service offerings across the globe. In response, food tourism has flourished, with the wider hospitality and tourism embracing tourists’ desire to

consume the traditional, new, and unheard culinary heritage available at the destinations that they visit. Here, the mobility of different cultures and their associated culinary traditions hold the power to influence how eating values in host societies are transformed and reorganised. Thus, food tourism, food-related activities, and culinary experiences and attractions have been characterised as services worthy of promotional focus by tourism marketers. To this end, food tourism is perceived as significant, providing multiple benefits to local economies and contributing to local service development in the process. Therefore, before getting down to seriously to boost this type of tourism, consumer welfare and food anti-consumption, future trends, food wastage and loss, food quality and food security, the experiential pleasure, critical perspective, omnivorousness and overeating, globalisation, taste, the role of cuisine in promoting regional tourism, religiosity and special food consumption, food service ecosystems, food festivals, destination foodscapes, the application of technology and innovative food tourism development, foodservice and food tourism education, local food and the sustainable tourism experiences shall be ensured and deeply discussed in assigned levels.

In summary, the evidence that our country is one of the leading countries in the tourism industry can be achieved through the development of all areas of tourism, in particular gastronomic tourism. Even it is worth claiming that gastronomic tourism is a priority. It has not only the nourishment but also the factors that reflect the national traditions. As for gastronomic opportunities, Uzbekistan is rich in diverse cultural and recreational resources. However, sustainability challenges should be taken into consideration so as to prevent adverse effects.

#### **The list of used literature:**

1. Ellis, A., Park, E., Kim, S., & Yeoman, I. (2018). What is food tourism? *Tourism Management*, 68, 250- 263.
2. Flemmen, M., Hjellbrekke, J., & Jarness, V. (2018). Class, culture and culinary tastes: Cultural distinctions and social class divisions in contemporary Norway. *Sociology*, 52(1), 128-149. Guillemin, I., Marrel, A., Arnould, B., Capu.
3. Hennion, A. (2007). Those things that hold us together: Taste and sociology. *Cultural Sociology*, 1 (1), 97–114.
4. Hogg, M.K., Banister, E.N., & Stephenson, C.A. (2009). Mapping symbolic (anti-) consumption. *Journal of Business Research*, 62, 148-159.
5. Jafari, A., Taheri, B., & vom Lehn, D. (2013). Cultural consumption, interactive sociality, and the museum. *Journal of Marketing Management*, 29 (15-16), 1729-1752.
5. Kim, Y.G., Eves, A. & Scarles, C. (2009). Building a model of local food consumption on trips and holidays: A grounded theory approach. *International Journal of Hospitality Management*, 28(3), 423- 431.



## **INTERACTIVE METHODS OF TEACHING ENGLISH LANGUAGE AT SCHOOL**

*Abstract: The article discusses interactive methods of teaching English. The possibility of using some of these methods and techniques in English lessons is described. Interactive learning method increases motivation in learning English, the learning process becomes more interesting and entertaining.*

*Keywords: interactive methods, training, communication motivation, interest, skills.*

Currently, information and communication technologies are widely used in the education system, as well as in other industries. Conducting classes with the use of new pedagogical technologies requires the teacher to have the highest intellectual ability. Education can be transformed only when the teacher can accurately identify the interests of students, correctly direct them on the path to achieving the goal. The teacher's use of interactive methods in their classes contributes to the development of a real environment of competition and cooperation.

Interactive learning is a specific form of organization of cognitive activity, which aims to create a comfortable learning environment in which each student feels comfortable, confident, considers himself successful, intelligent and believes in himself. The essence of interactive learning is that the learning process takes place under the condition of constant, active positive interaction of all students. When the teacher and student are equal.

Next, we will try to reveal some of the interactive methods.

Role-playing is a speech, game and educational activity at the same time. From the point of view of students, role - playing is a game activity in which they act in different roles. For the teacher, the goal of the game is the formation and development of speech skills and abilities of students. The role-playing game is manageable, its educational character is clearly understood by the teacher. Since role-playing is based on interpersonal relationships, it causes a need for communication, stimulates interest in participating in it in a foreign language, i.e. it performs a motivational and motivational function. Role-playing is largely determined by the choice of language tools, contributes to the development of speech skills and abilities, and allows students to model communication in various speech situations. In other words, it is an exercise for mastering skills and abilities in the context of interpersonal communication. In this regard, the role-playing



game provides a learning function. There are a huge number of forms of role-playing games in English lessons: presentations, interest clubs, interviews, correspondence trips, round tables, press conferences, excursions, fairy tales, reports, etc. As the results of training show, the use of role-playing games in foreign language lessons contributes to positive changes in students' speech both in qualitative terms (a variety of dialogical units, initiative of speech partners, emotionality of utterance) and in quantitative terms (correctness of speech, volume of utterance, pace of speech).

"The effectiveness of this technology is obvious because the project has become one of the most active forms of interactive learning and development of communication skills in English lessons. This method is aimed at developing active independent thinking of the child and teaches him not just to remember and reproduce the knowledge that he receives, but to be able to apply it in practice. Working on a project requires a high level of individual and collective responsibility for each project development task. Technology "working in a group".

Group work provides an opportunity for all students to participate in the work, as it allows them to practice collaboration and interpersonal skills, which makes it one of the most popular strategies. All this is often impossible in a large team. This is an integral part of many interactive methods, such as mosaics, debates, public hearings, and almost all types of simulations.

Technology "Mosaic". The text of the information is divided into chunks. Individual pieces of information are served to students in a scattered form. The task is to collect the full text of the information. Each student reads their own piece, and then make up the full text, based on what they heard.

The "Sociological survey" technology aims to collect information on the proposed topic and involves the movement of students throughout the class. They get sheets with questions and tasks written on them. Alternatively, it is possible to propose the following assignment: Find out what movies you like to watch your classmates. Ask as many guys as you can. In this case, the question "What films do you like to see?" is worked out, the answer to which often causes difficulties for students, since it requires a complete answer. Snowball technology"

This technique is well used for the development of speech and memory of younger students. The student names the item and passes the baton to the neighbor, who comes up with a second word related to the same group of items, and calls two words in order. The next student names two words and adds their own, and so on.

You can work out vocabulary on the following topics:" Toys"(I have a teddy bear, a doll, a dog...)," Clothes "(I have a shirt, a sweater,...)," Fruits and vegetables " (I like oranges, bananas, apples .).

Advantages of using interactive learning methods: - activate all students; - fun and interesting;

- increases motivation to learn;

- allows you to diversify the forms of work in the classroom;
- allow you to apply your knowledge in practice; -teach independent work;
- develop mental activity; - develop the ability to work in a team;
- allow you to identify different points of view;
- foster a culture of communication;
- facilitate the perception of new material;
- stimulate cognitive activity;
- increase self-esteem and satisfaction from their work;
- they teach you to listen, understand, and respond to the other person.

Thus, the essence of interactive learning is that the learning process is organized in such a way that almost all students are involved in the process of learning, they have the opportunity to understand and reflect on what they know and think. Joint activity of students in the process of learning, mastering the educational material means that everyone makes their own special individual contribution, there is an exchange of knowledge, ideas, and methods of activity.

All of the above technologies are not used in isolation. There is an active process of their integration. Integrated learning technology is fundamental in English lessons. Integrated lessons do not differ from traditional lessons in types and forms. These are lessons in the formation of skills and abilities, lessons in their development, lessons in their application in practice, and lessons in control and verification. The difference is that all types and forms of integrated lessons imply a fairly large information block in the lesson itself or independent work on solving a problem. Based on my experience, I can say that studying the material in small blocks does not lead to the formation of a knowledge system. The process of conscious, deep assimilation of the material slows down. Integrated learning technology allows you to make the process of learning English more effective. Here, this technology is implemented through the use of various methods and forms of work. Before proceeding to their description, I want to note that my main task as a teacher, I see in teaching children the skills to independently extract the necessary information, analyze the knowledge obtained and apply it to solve new problems. To do this, I use several methods described below in my work.

The teacher should not stop there. It must constantly develop, engage in self-education, so that the knowledge received by students meets the requirements of modern society and education, including. Information and communication technologies offer great opportunities for teachers who are looking for additional tools to solve their professional tasks.

#### **References:**

1. Polat E. S. "New pedagogical and information technologies in the education system: Educational settlement for students of pedagogical universities". - M.: Izdat. center "Academy", 2000. - P. 272.
2. Farxodjonova N.F. Problemi primeneniya innovatsionnix texnologiy v obrazovatel'nom protsesse na mejdunarodnom urovne //Mejdunarodnaya

- konferentsiya. Innovatsionnie tendentsii, sotsial'no-ekonomicheskie i pravovie problemi vzaimodeystviya v mejdunarodnom prostranstve.-2016.-S. – С. 58-61.
3. Farxodjonova N.F. HISTORY MODERNIZATION AND INTEGRATION OF CULTURE //Теория и практика современной науки. – 2018. – №. 3. – С. 13-15.
4. Numonjonov S. D. Innovative methods of professional training //ISJ Theoretical & Applied Science, 01 (81). – 2020. – С. 747-750.

*Turakulova O.N.*  
*teacher*  
*the Foreign Languages chair*  
*Denau entrepreneurship and pedagogy institute*  
*Uzbekistan, Surkhandarya*

## **FEATURES OF MEDICAL TERMINOLOGIES IN TAJIK, UZBEK AND ENGLISH LANGUAGES**

*Annotation :This article deals with such general linguistic problems as the structure of the word, lexical system, phraseological system of the Uzbek , English and Tajik languages. Nomination of concepts in terms of medicine system of terminology in the form of a substantive word, i.e. in the form of a noun takes place in all three languages. On the whole they have similarities on the ways of lexical substantive nomination in the form of simple noun, affixation derivation, compound word and on semantics derivation*

*Key words : terminoly, terms , expression, noun, medicine , disease, sickness*

Most words in the Uzbek , Tajik and Russian languages are characterized by polysemy, but there are some words that, by the nature of their use, should be unambiguous. The ambiguity will prevent them from fulfilling their main function. In physics, chemistry, mathematics, philosophy, medicine, politics, art, etc. we need words-names that would be perceived by everyone and always the same. These words are called terms.

The word "term" comes from the Latin "terminus" (border, limit). Linguists give different definitions to this concept. Here are some of them. Term (from Latin terminus - limit, border) is a word or phrase that is the name of a certain concept of some field of science, technology, art, etc. Terms serve as specialized, restrictive designations characteristic of this sphere of objects, phenomena, their properties and relationships.

In contrast to the words of general vocabulary, which are often polysemous and have an emotional connotation, the terms within the scope of application are unambiguous and devoid of expression. (From Wikipedia - the free encyclopedia) The term, occupying an appropriate place in the microsystem, is in fixed subordinate, generic links with other terms of this microsystem. Moreover, hyponymic gradations can be in the first, second, etc. steps. Generic relations are best revealed by compound terms that are nominal phrases, then there are those in which names are involved as components nouns, or attributive-nominal, where some of components are adjectives or participles. When combining compound terms into nests, lexical basis serves as a generic term - word. The prevailing mass of components terms — two-word combinations. There are also verbose

compound terms. Constant part of a compound term, core word, - noun - expresses a generic concept, and variable parts in Uzbek, Tajik and English languages - adjectives or nouns – possess defining, specifying, limiting function, that express species concepts, variable features, for example: *илтихоби бесирояти сифок(перитонит)* - *aseptic peritonitis*, *to'g'ri ichak yallig'lanishi* - *газаки сифок* - *hemorrhagic peritonitis*, *safro yallig'lanishi*- *илтихоби талха* - *bile/biliary peritonitis*, *shilliq qavatning yallig'lanishi*- *илтихоби сифоки мадфуй* - *fecal peritonitis* and so on.;

*arterial bosim oshishi* - *шараёни фишорбаландй* - *arterial / systemic hypertension*, *gemodinamik arterial bosim ko'tarilishi* - *фишорбаландиу шараёниу гемодинамику* - *hemodynamic arterial / systemic hypertension*, *bosim ko'tarilish jarayonining harakatsizligi* - *бехаракатиу шараёни фишорбаландй* - *congestive arterial / systemic hypertension*, *шараёни фишорбаландиу асабй* - *neurogenic symptomatic arterial / systemic hypertension* and etc.

Along with compound terms, actually merging with them played an important role by compound and derived words composed of international root and affixial morphemes of ancient Greek and Latin languages.

These terminological means are accepted to call terminological elements (gastro-, gastro-, me-, cardio, angio-, -oma and etc.). The British call the term-elements such as gastro- (root morpheme + connecting vowel -o) combining forms.

Term elements are involved in the formation of terms of a wide variety microsystems. In the English medical dictionary, their share is exclusively great.

Has acquired a special acuity for medical terminology the problem of synonyms. Until now, there is no complete theoretical clarity as to what should be considered synonyms in terminology. Without going into the essence of discussions on in this regard, it is advisable to recognize as synonyms only

such linguistic formations, own-language and foreign-language words and phrases that, differing in their sound complexes, expressed within the framework of the corresponding microsystem identical concept.

For a specialist, especially in conditions foreign language communication, it is extremely important to get correct landmarks in synonymous relationships. In the medical terminology synonyms occupy a very noticeable area. Sometimes the same concept is expressed by ten or more synonyms. Even some of the most important medical concepts have several synonyms; for example, the concept of omos, varam (tumor) is indicated by the terms *tumour*, *mass*, *growth*, *swelling*, *neoplasm*, *formation*, *blastoma*.

A number of synonyms express the concept «*бемору*», «*бехоли*», *-kasal*, *bemor*, *betob*, *-disease*, *illness*, *sickness*, *ailment*, *disorder*, *trouble*, *distress*, *disturbance*.

Given this "synonymous hypertrophy", the most the optimal sample is only the most viable, then there are English that have sufficient practical application synonyms with which have been harmonized equally viable Tajik and Uzbek synonyms.

It is more difficult to navigate in synonyms that differ in their internal form. For instance: *ахалазияи модарзодии сурхрӯда, ташишануҷи модарзодии даромадгоҳи меъда - qizilo'ngachning tug'ma axalaziyasi, tug'ma kardiospazm, - congenital achalasia of the esophagus, congenital cardiospasm, римхалтаи пардаи шуш, илтихоби фасодноки пардаи шуш - qizilo'ngach plevriti, yiringli plevrit pleurisy esophagus, suppurative pleurisy. qizilo'ngachning tug'ma axalaziyasi.*

Here are examples from literature with using these terminals:

*I suggest that abdominal pain is secondary to acute pleurisy.*

*Менимча, қорин ог'риг'и перитонитнинг иккиламчи яаллиг'ланishi аломатидир.*

*Ман фикр мекунам, ки дарди шикампарда аломати дуюмдарачаи илтихоби пардаишуш мебошад.*

*I suspect that you have congenital heart trouble.*

*Sizda tug'ma yurak kasalligini bor deb o'ylayman.*

*Ман дар шумо сактаидили модарзодиро хис мекунам.*

This article draws attention to the use of eponyms - names derived from doctors' own names, scientists, literary characters.

For instance: тофтабанди(бандинаи) Эсмарх-Esmarx bog'lamlari-Esmarch's tourniquet;

исканчаи Кохер- кохер iskanjasi, Kocher's clamp; беморииПечет— Pechet kasalligi Paget's diseases and so on .

If any anatomical structure is indicated synonymous terms with the existing group traditional eponym, then it is he who is used as producing basis in the names of diseases affecting this structure. For instance: *гадуди калони даромадгоҳи махбал, гадуди Бартолин, газак гадудхои Бартолин, бартолинит-qinning katta bezi, Bartolinning oshqozon osti bezi, oshqozon osti bezi , oshqozon osti bezi Bartolin, bartolinit - greater/Bartholin's gland, inflammation of Bartholin's gland, bartholinitis.*

The situation is different with synonyms of general literary English, especially with professional words reduced character.

So, for example, when a doctor communicates with a patient, the probability the use of the terms "tympanitis", "flatulence" is rare compared with words and combinations such as "swelling, bloating belly ". The doctor will ask the patient whether he has pain under spoon ", and not" in the epigastric region ", " does he have constipation or stool retention ”, not“ constipation ”.

There are purely professional English speech turnovers that are difficult to build on your own, since they differ in the specificity of verbal content, selecting



words and using their meaning. For instance: супоридани хун - qon topshirish - blood donation; искоти хамли берун аз бемористон –yshirin homilani oldirish - back-street abortion; фаромушхотирй –xotira susayishi- spoty memory, defect memory; дардҳои фарогиранда –a'zoi badanning og'rishi- pains all round your middle; парпеч кардани кудак – go'dakni yo'rgaklamoq-to dress a child; махкам кардани бинии бемор – bomorni mahkam bog'lash- to keep the patients nostrils closed; докапеч кардани захм –yarani bog'lash- to pack the wound; рафъи ихтилочи мушакҳо –mushak og'riqlarini tekshirish - to control a muscle spasm; саратонро ба кафо партоед – orqaga tashlash- throw the head back; собикаи беморй чамъ карда нашуд –hech qanday kasallik alomati topilmagan- there is no history. Professional spoken language of medicine in a huge degree stereotyped, idiomatic, has speech stamps (cliché)

We are going to give some examples :

*беҳушй бо тарзи кушода – ochiq hushdan ketish - open anesthesia; сарои соиши парда*

*•шуш –o'rkadan tovush kelishi- pleural friction rub; назми «чорхез» - "gallop" rhythm; тафти*

*"хушк" барои тамъиз –quruq haroratning oshishi "dry" heat; дили «гов» - "cor bovinum";*

*чаррохй аз сабаби... birir sabab tufayli operatsiya qilish - operation for...; чаррохй бо имконияти*

*нишондоди хаётй – hayotni saqlash uchun operatsiya - life-saving operation; аз холати беҳушй*

*баромадан-hushga kelish - come out from anesthesia; дар шуш иллат ёфт нашуд –o'rkani tozalamoq - the lungs are clear; камъ кардани авчгирии беморй – kasallikni xurujini to'xtash-kasllikni nazoratga olish –to control/check/arrest/stop an attack of a disease; ба даруни плевра фиристодани хаво - to apply/use pneumothorax; ба нояш андохтани чурра –aralashtirmoq churra - churrani kamaytirish; chabira bodoka - splintni rulon bilan mahkamlash. to reduce a hernia; тамоили формулаи лейкоцитарй ба чау - deviation of the differential count to the left; мустахкам кардани чабира бодока – mahkam bog'lash - to fix the splint with a roller.*

As a result of the influence of Latin, Greek and Arabic languages Uzbek , English and Tajik medical terminology has in its composition from 50% to 60% of borrowings. Since ancient times, Latin has been an international scientific language and has not lost its meaning until recently. Medicine, philology, pharmacy, biology, chemistry, veterinary medicine, zoology, botany, physiology, engineering and many other branches the sciences widely use Latin-Greek terms.

On them the vast majority of those published in many countries were founded medical dictionaries. It is for this reason that some of the Latin words served as the basis for the formation of Uzbek, English and Tajik medical terminology.

So, for instanse , pest gives such kind of meanings:

*«тоун(чума)» come from Latin - pestis - «беморию марговар о'лим bilan yakun topadigan kasallik»- from Latin perdo - «вайрон кардан»; farcy - «музмин»- from Latin farcio - «нур кардан»; gout - «никрис» - from latin gutta - «кампа» and so on .*

A number of terms also come from French (jaundice - "zardparvin" from the French jeundisse - "casalia zardcha (Old French jalue - zard, which used to be borrowed from Latin: galbus - "zard") "; goitre • “chogar (from Latin gutter, guttar • "gulu") "; grippe - "zuk" from French la grippe - “khuruchi zuk, shamolhury (Old French griffe - "lunch bo nohunho" from Latin grips - "Griffin (sagi darozmui shikory)", from the Greek grips - "Kachshuda") "), Dutch, Italian, Indian dialects, Malay Sinhalese and other languages.

Summarizing the above, we can conclude that modern medical terminology is heterogeneous in its origin. Along with the native Uzbek , Tajik and English words (insignificant = 8%), there are terms of Greek and Latin origin (= 71%), which became international. Some of these terms are borrowed directly from Greek and Latin (= 18%) while others (= 21%) - from European languages, mainly through

French. Most of this group (= 52%) make up the names of diseases.

#### **Bibliography:**

1. TIBBIY TERMINLAR IZOHLI LUG'ATI . Azimjon Qosimov I-II-III jildlar Toshkent. Abu ali ibn Sino nomidagi tibbiyot nashriyoti 2003
2. Герд А.С. Еще раз о значении термина // Лингвистические аспекты терминологии.– Воронеж: Изд-во Воронеж.ун-та, 1980. – С. 3-9.
3. Paluanova H. The new trends in contemporary linguistics//LangLit: AnInternational Peer-Reviewed Open Access Journal (ISSN 2349-5189), IBI Factor 2015 – Indexed – 2.4. India, 2016, Vol-2, Issue–4.
4. Ростовский Государственный Педагогический Университет. В. И. ТУЗЛУКОВА”МЕЖДУНАРОДНАЯ ПЕДАГОГИЧЕСКАЯ ТЕРМИНОЛОГИЯ: ТЕОРИЯ, ПРАКТИКА, ПЕРСПЕКТИВЫ”. Диссертация/10.02.20
5. Интернациональная лексика в медицинской терминологии русского языка тема диссертации и автореферата по ВАК РФ 10.02.01, доктор филологических наук Бесекирска, Люба

## **BUSINESS OPPORTUNITY FOR TOURISM DEVELOPMENT**

*Annotation: Jizzakh is a region that does not cease to amaze us; the tourist routes discover the natural and cultural richness of a territory in which the diversity of the landscape, the tradition and hospitality make it an ideal place for tourism. This research presents an exploratory study of a tourist cluster in the central region of the Jizzakh, benefiting small and medium sized companies that offer specialized services.*

*Key words: tourism cluster, strategic planning, growth in SMEs*

### **Introduction**

An alternative to create attraction to tourism through a tourist network, since tourism is considered as the voluntary movement of individuals to diverse spaces to places of rest, recreation or culture, which is generated by and for the people, consists of seeking bases for the integration of tourism, as well as planning strategies to achieve sustainable cultural tourism development.

The diversity of flora and fauna species in the Jizzakh, Zomin district contains 15 mammal species, 45 bird species, 25 reptiles.

For this reason, the aim is to attract intellectual tourism, to begin to generate behaviours and habits in the community and personnel that provide the service.

The aim of this research is to create a tourist park and analyse the marketing strategies of management and their relationship to create a position for SMEs in the tourism sector, with the aim of developing business networks in this sector. Marketing strategies are instruments by which a business unit hopes to achieve its marketing objectives. The major concern of *marketers* is to find those parameters that lead to success and to achieve positioning in the mind of the consumer (product or service). Most people easily remember a good service and even recommend it, but they are very difficult to forget when it leaves a trace of bad service. Here lies the importance of this study, in achieving the positioning looking for the necessary strategies measuring the quality of the service provided. This paper seeks to present a synthetic account of the state of the art, considering that the analysis and measurement of the concept of market orientation is one of the research topics recognised as being of greatest interest within marketing.

Marketing strategies allow us to order our ideas by carrying out strategic planning that classifies the most convenient situations in a given time in order to foresee the results.

However, the marketing strategies on which the research focuses are: product, price, distribution, advertising, promotion and sales strategies.

Promotion and advertising strategies will be analysed in greater depth, since promotion is a very important marketing element for an organisation - or several - with regard to its products and services. And on the other hand there is advertising, which refers to any announcement that is intended for the public with the purpose of promoting the sale of goods and services.

### **Problem definition**

One of the fundamental aspects of this study is the decrease in tourism in the region of Jizzakh, due to the insecurity and the current negative news from the media. How can universities, businesses and the tourism sector (government) be involved through a tourism park, benefiting SMEs and the community in general?

### **Objective of the research**

The objective of this study is to present an analysis and a reflection on the creation of a tourist park in the region of Jizzakh, benefiting the community in general together with the government and the business sector, promoting a greater rapprochement between them in such a way that their reciprocity contributes to the strengthening of the tourist sector.

### **Research questions**

Who are the beneficiaries of investing in a tourist park in the region of Jizzakh?

How can the economy in the Centre region be increased?

What are the tourist offers in the municipality of Jizzakh, Uzbekistan?

### **Contextual framework**

*Centre of the city:* Jizzakh

*Number of sub municipalities of Jizzakh region:* 12

*Area:* 21200 km<sup>2</sup>.

*Population:* 1,382,00 inhabitants.

*Population distribution:* 65% urban and 35% rural;

*Sector of activity that contributes most to the state's GDP:* manufacturing industries.

The production of machinery and equipment stands out.

To meet these challenges, companies need to strengthen their marketing strategies or develop new ones. Stanton (2007) defines strategy as an overall plan of action by which an organization seeks to meet its objectives.

Fisher and Mirror (2004) consider the following strategies to be the most important for being a competitive company:

Product strategies.

Pricing strategies.

Distribution strategies.

Advertising strategies.

Promotion strategies.

According to Stanton (2007), the product encompasses both tangible and intangible attributes (colour, price, manufacturer's prestige, etc.) that the buyer accepts as offering satisfaction to his wishes and needs.

Kotler (2007) provides a general classification of products:

*Consumer products*: a product that a final consumer acquires for his or her own personal use. Consumer products include:

*Convenience products*. Consumer products that are often purchased, immediately and with a minimum of effort in comparison and purchase; for example: soap, newspaper.

*Products to buy*. Consumer products that the customer, in the process of selection and purchase, usually compares in terms of quality, price and style; for example clothing, furniture.

*Specialty products*. A consumer product with unique characteristics or brand identification, for which an important group of buyers is willing to make a special purchase effort. For example a car.

*Not searched products*. A consumer product that the consumer does not know about or that he or she knows about but does not normally intend to buy. For example, life insurance.

### **Conclusions**

The people who live in the municipality of Jizzakh are waiting for the agency of Tourism to help them strategically to attract tourism, since one of the activities of this nature is strong in this community, by obtaining a place within the "Zomin is second Switzerland " and being declared a magical town.

When identifying the failures, both interact in a similar way; finally it was determined that the foundations found will allow to establish a strategic plan related to the marketing of services. The municipality presented evidence to be designated as a magic power in March 2025, thus increasing tourism by 40%. The tourism park will help increase tourism and benefit the small and medium sized tourism sector such as hotels, restaurants, spas, supermarkets, consumer goods and the community in general by increasing the employment sector through a Silk road tourism university (propose tourism park project by Jizzakh), service business sector and government (creation of *tours of the municipality*); On the other hand, the creation of a service cluster is suggested, as entrepreneurs from the hotel zone, restaurants, spas are interested in being part of this service cluster, thus benefiting the Jizzakh regions.

### **References:**

- [1] Obidova, F. Ya. (2017). REFORMING OF THE EDUCATIONAL SYSTEM OF THE REPUBLIC OF UZBEKISTAN. Actual scientific research in the modern world, 13 (11-13), 87-90.
- [2] Obidova, F. Ya. (2020). SMALL BUSINESS IN THE ECONOMY. Economy and Society, (2), 264-266.
- [3] Umarova, Z.O., & Obidova, F. Ya. (2019). SIGNIFICANCE OF FREE ECONOMIC ZONES IN THE DEVELOPMENT OF THE NATIONAL

ECONOMY. Actual scientific research in the modern world, (2-6), 53-57.

[4] Baizakova, D.F., & Obidova, F. Ya. (2018). DEVELOPMENT OF SMALL BUSINESS AND PRIVATE ENTREPRENEURSHIP IN THE REPUBLIC OF UZBEKISTAN. Modern humanities research, (3), 51-53.

[5] Berdiyurov, T., & Berdiyurov, A. (2020). Long-range planning of a public transport company. Архив научных исследований, (29).

[6] Rasulova, S. G., & Obidova, F. Y. (2019). ISSUES OF SMALL BUSINESS DEVELOPMENT. Theoretical & Applied Science, (9), 426-429.



*Usmonova N.I.  
biology teacher  
of secondary school №18  
Republic of Uzbekistan, Bukhara district*

## THE ROLE OF ICT IN TEACHING BIOLOGY AT SCHOOL

*Annotation: This article is about how to reflect on the role of ICT in the teaching of biology at school. The role of ICT is explained by the fact that biology is a research science that studies the interaction of living things with the environment.*

*Keywords: Biology, activity, textbook, diagram, science, planet, ecology, existence*

Biology is the study of the interaction of living things with the environment. It is difficult to understand the parts of all organs and their functions when studying with the help of a textbook with one-dimensional images. Imagine a virtual presentation that depicts the activities of each organ. Such presentations are very convenient for students and they can remember for a long time. To make the teaching of biology more effective Students should be encouraged to develop and use ICT during their studies. Biology teachers can use a variety of software and other tools, such as MS word, MS Excel, MS POWER Point, Flash, Movie Maker, to create effective ICT for teaching. ICT encourages students and increases their interest in science. ICT helps students prepare for future activities. ICT is a new educational tool of the XXI century. ICT opens up new opportunities for learning and teaching. For the professional development of teachers, ICT allows them to introduce new methods of teaching in their subjects, to apply new approaches, to implement ideas and develop new skills. ICT allows you to use your rhesus wisely. By rationally managing and controlling the learning process, ICT saves time and money, saves the process of preparation for lessons and makes the learning process interesting and meaningful for students. ICT is for students of different ages, teachers of different levels. The rapid growth of information technology in the XXI century has intensively and significantly affected the positive and negative impact of information systems on personal development and their risks and dangers not as a social problem, but as an environmental problem, as well as the upbringing of the younger generation. Researcher AA Jurin described the main details in his research about this. Nowadays, the balance between the human and the information base is based on both positive and negative relationships. At present, according to some statistics, this figure is 70% worldwide, and in the future it is projected to rise to 85%. The organization of seminars, symposiums, conferences on the problems of processing of information received and transmitted on the planet, on the one hand, encourages members of

the scientific and didactic community to think more deeply, on the other hand, analyzes the quality and level of information sent, received and adapted provides us with the results of research aimed. The modern teacher's teaching methods must be very different from the teachers who worked 10-15 years ago and their teaching methods. Today, the teacher must be able to use the capabilities of computers and ICT, as well as the Internet. Use of educational programs, digital educational resources and information sources to find the necessary information and to choose the most suitable for solving scientific problems, from the media, as well as scanners, digital cameras, video cameras, digital microscopes, projection equipment I think it is necessary to know how to use them. We consider the positive contribution to the international requirements for the improvement of biological education in the Russian Federation to the introduction of innovative options for the use of innovative and information technologies in the improvement of biological education, based on their basic experience and research results. It is a requirement of the time that modern specialists should know about information technology and skills.

#### **References:**

1. AT Gafurov Biological educational technologies.-T.Teacher.
2. JO Tolipova AT Gafurov Methods of teaching biology.
3. Educational-methodical manual - "Knowledge" 2004

*Utaeva I.B.  
Teacher of English language and  
literature department  
Gulistan State University*

## INNOVATIVE APPROACH TO TEACH ENGLISH

*Annotation: This article provides information on innovative approaches to the rapid and effective teaching of English, the use of innovative methods of language acquisition, current innovations in this area.*

*Keywords: foreign language skills, modern teaching methods, elementary, intermediate, advanced, Harmer's idea, teaching mechanism, oral reading techniques, question-answer exercises, "Hot points" game, Talk (English speaking practice) program, Daily English program, Learn English (English master) program, How to speak real English program.*

Today, the ability to learn foreign languages is becoming an integral part of professional education. Specialists in various fields have a high rate of cooperation with foreign partners, so they have a high demand for language learning. In modern society, foreign languages are becoming an important part of vocational education. Such knowledge is first acquired by people in schools, colleges, high schools, and later in institutes, training courses, or by familiarizing themselves with basic information sets that help them learn a foreign language independently. Today there is a large collection of teaching materials for people with different levels of language skills. Success in achieving this goal depends on the practical methods and skills of teachers. The ability to use information technology and modern teaching methods helps to quickly grasp new material. By combining different methods, the teacher will be able to solve specific curricula. In this regard, teachers and students need to become familiar with modern methods of teaching foreign languages. As a result, they develop the skills to choose the most effective ways to achieve their goals. Using a variety of teaching and learning methods can be effective. Teaching takes place in small steps and is based on the student's existing knowledge system.

As time goes on, there is more and more innovation in every field. There are also different styles of language teaching. When teaching English, it is best to use step-by-step instructions, depending on the age and level of the learner. Students are divided into groups based on elementary education, intermediate education, and advanced education. A special program will be developed by the teacher for each stage.

At the initial stage, the emphasis is on pronunciation. According to Harmer, the first requirement for those who know the native language during the conversation is pronunciation. At the beginning of the learning process, the

teacher should focus on the student's pronunciation. Although grammar and vocabulary are important, it is useless if the speaker mispronounces them. Native speakers can also understand speech with grammatical errors if the speaker pronounces the words correctly. Therefore, in teaching, the emphasis is on pronunciation. In this case, the use of different audios of native speakers gives good results. The teacher should teach the correct pronunciation of letters and words during the lesson. There is also a strong emphasis on oral and reading skills in the early stages. If we look at the types of speech activities in foreign language teaching, the following tasks should be performed in their teaching:

- a) Create a reading mechanism;
- b) Improving oral reading techniques;
- c) Teach them to understand what they are reading.

At the elementary level, the emphasis is on reading aloud. Reading texts are also becoming more and more complex, from the simplest to the simplest. However, it should be noted that although the work in the early stages is mainly focused on the development of oral skills, it does not solve the problem of developing oral speech in English. He is only in the process of preparing to work on a real speech. In addition, reading words beautifully and fluently will increase a student's love of learning the language. In addition, students will be introduced to The Present indefinite Tense, The Past indefinite Tense. , Are required to be familiar with verb tenses such as The Future indefinite Tense and to be able to use verb forms vividly in these tenses. Students will learn that nouns are used in the singular and the plural, that suffixes "s" or "es" are added to the third person singular form of a verb in the present indefinite tense, and that interrogative, negative, and imperative forms of sentences are also taught at an early stage. during the study period.

At the intermediate stage of teaching English, the focus should be on using techniques that help to increase thinking, speaking, and initiative in reading and understanding larger texts. Students will be given homework assignments. Exercises to check the comprehension of the text are given and can be expressed as follows:

Answer the question on the text Samarkand:

- Why Samarkand is called like this?
- Where is the ancient centre of the city?
- How many population is there?

Question-answer exercises are used to strengthen the student's speech, improve memory, and repeat. New words from the text are memorized. Questioning and answering will help you to memorize the words and use them in your speech. In addition, a variety of games in the classroom can increase a student's interest in language learning and speed up learning. In the Hot Ball game, students form a circle and say one of the new words to the ball. Participants do

not repeat each other's words, are expelled from the game if they repeat or stop speaking. That's the way to play.

In the middle stage, grammar is taught in more depth than in the first stage, and students are given exercises and tests based on the rules of grammar. Computer and phone language learning programs are also great for elementary and middle school language learning. Examples include Talk (English speaking practice), Daily English, Learn English (English master), How to speak real English. These programs are designed to include all sections of reading, listening, and testing. Recording new words on a phone dictaphone is another great way to listen in your spare time. Also, showing more English subtitles and cartoons is an effective way to teach the language.

At the higher level, independent work plays a special role, especially in a foreign language. The requirements for this course are different from those of the previous stages. The lesson is no longer based on oral speech, because at this stage most of the language material is studied passively (receptively). That is, reading comprehension plays a key role. Texts are also large in size, and language material is complex. Reading, speaking, listening exercises are held regularly. A separate day is set for Reading, a separate day for Speaking, and a separate day for Listening. Homework is also more complex than previous steps. Speaking lessons include a 2-minute talk with a topic. Alternatively, text cards will be distributed to students. Each student gives their opinion on the topic on the card of their choice. The speech requires the use of previously used phrases, phrases, introductory words, new words, synonyms. Homework can be used to prepare additional text topics using the press, periodicals, media, and online materials. Students will be interested to learn about interesting research and scientific discoveries.

Modern language teaching is aimed at shaping a more cultured individual who has the skills to self-analyze and systematize new knowledge. Innovative methods are an integral part of modernizing the entire system. With this in mind, teachers can become acquainted with the most advanced approaches and then combine them and use them in their work to achieve significant growth in the education system. Many organizations are moving to a new level, using multimedia capabilities to send and receive information. The use of computers and other devices determines the success of the entire learning process. Adequate attention should be paid to the development of speaking skills and social resilience in educational training. In addition, the success of any lesson in education depends in many ways on the proper organization of the lesson. The lesson should be based on the creative collaboration of teacher and student. Only then will students be able to think independently and develop their will.

#### **References:**

1. Johnson K. E. The Sociocultural Turn and Its Challenges for Second Language Teacher Education. // TESOL Quarterly., - London., 2006.
2. Harmer J. The Practice of English Language Teaching. - London., 2001.

3. Jalolov J. Methods of teaching foreign languages. - Tashkent., 2012.
4. Bekmuratova U. B. "The use of innovative technologies in teaching English." Tashkent - 2012.
5. Otaboyeva M. R. The use of modern innovative technologies in foreign language teaching and its effectiveness / M. R. Otaboyeva. - Text: neposredstvennyy, elektronnyy // Young uchenyy. - 2017.
6. N. Q. Xatamova, M. N. Mirzayeva. "Interactive methods used in English lessons" (methodical manual), Navoi, 2006.
7. M. Kholdorova, N. Fayziyeva, F. Rixsittilayeva. "Use of assistance in foreign language teaching ". Tashkent: Tashkent State Pedagogical University named after Nizami, 2005
8. O. Hoshimov, I. Yakubov. " Methodology of teaching English" (textbook) Tashkent: Sharq Publishing House, 2003
9. Muminova F. M. The use of modern innovative technologies in teaching English / F. M. Muminova. - Text: neposredstvennyy // Molodoy uchenyy. - 2020.
10. www.jspi.uz.
11. www.britishcouncil.uz.



*Valiyeva Z.S.  
assistant department  
of propeification of internal diseases  
Isakova D.Z.  
assistant department  
of propeification of internal diseases  
Andijan State Medical Institute  
Uzbekistan, Andijan*

## IMMUNE STATUS AND PROCESSES OF LIPID PEROXIDATION IN PATIENTS WITH HYPERTENSION

*Summary: According to modern concepts, lipid peroxidation (LPO) is a constantly occurring physiological process that, when intensified, is involved in the development of a number of pathologies. It has been established that activation of LPO processes is involved in the pathogenesis of many diseases of the cardiovascular system [2]. Lipid peroxides play an important role in the body: lipoperoxides are an important intermediate in the biosynthesis of prostaglandins E, progesterone; they are involved in the hydroxylation of the cholesterol core; they are necessary for activating a number of membrane processes and regulating membrane permeability.*

*Key words: cardiovascular diseases, lipid peroxidation, immune status, low-dialdehyde.*

**Introduction.** The enormous damage caused to human health by cardiovascular diseases (CVD) poses serious challenges to both clinicians and public health professionals. In many countries of the world, heart and artery diseases, in particular hypertension, are the cause of death for more than one third of the population [1].

According to modern concepts, lipid peroxidation (LPO) is a constantly occurring physiological process that, when intensified, is involved in the development of a number of pathologies. It has been established that activation of LPO processes is involved in the pathogenesis of many diseases of the cardiovascular system [2]. Lipid peroxides play an important role in the body: lipoperoxides are an important intermediate in the biosynthesis of prostaglandins E, progesterone; they are involved in the hydroxylation of the Sterol core of cholesterol; they are necessary for activating a number of membrane processes and regulating membrane permeability.

However, peroxides in high concentrations also have a number of pathological effects on the cell: they have a damaging effect on-SH and amino groups, inactivate a number of enzymes, destroy vitamins, ubiquinone, steroid

hormones, and change the permeability of cell membranes. Literature data indicate the presence of complex relationships between the processes of LPO and the state of the immune status [2,3]. In pathology, this balance is disturbed, most often in the direction of increasing free radical oxidation and reducing antioxidant protection, and, as a result, there is a change in the immune system. data indicate the presence of complex relationships between these components of homeostasis [3,4]. the mechanism of action of immunogenesis includes a negative inotropic effect, heart remodeling, violation of endothelium-dependent dilatation of arterioles, increased apoptocardiomyocytes and peripheral muscle cells [2,3,5]. Increased activity of POL stimulates the production of IL-6, TNF- $\alpha$ . Almost every pathological process is characterized by activation of POL, which is manifested by the accumulation of primary (hydroperoxides, diene conjugates) and secondary POL products (MDA, pentane, etc.), as well as a sharp decrease in the body's antioxidant defense

In response to pathological changes in the myocardium and peripheral tissues, there is a violation of the functions of the receptors, which is manifested by their overstimulation, which in turn leads to hyperactivation of the SAC POL, closing the vicious circle[2,6,7].

**The aim of the study:** To study disorders of the LPO processes and immune status in patients with GB.

**Research materials and methods:** we observed 45 patients aged 30 to 65 years suffering from GB. 45 patients were randomized into 3 groups based on the diagnosis. 15 patients were diagnosed with GB; 15- GB+IHD. Stable angina, FC II; in the remaining 15 patients with GB complicated by a hypertensive crisis. The control group consisted of 10 relatively healthy individuals aged 20-45 years. The diagnosis in all examined patients is based on data from clinical observation, laboratory analysis, and functional diagnostics, taking into account risk factors.

The method of V. B. Gavrilov, A. R. Gavrilova, and A. M. Mazhul (1987) was used to determine the activity of POL. The content of POL products was judged by the content in the blood serum of their secondary product – malonovodialdehyde (MDA), determined by the reaction with 2-thiobarbituric acid. For determination of immunoglobulins in blood plasma, the method of radial immunodiffusion in gel in the Mancini modification was used.

The concentration of interleukin-6 was determined by a similar method of solid-phase enzyme Immunoassay using the test systems of Cytokine LLC (Saint Petersburg, Russia) on the Human enzyme immunoassay analyzer (Germany).

**Research results:** the results of studies showed that in patients of group I with GB, the MDA level was  $6.81 \pm 0.33$  NML/l, which is 99.1% higher than the control. This fact is particularly clear when analyzing the level of fluorescent POL products.

In group II patients with GB+IHD, the MDA level was slightly higher, amounting to  $8.4 \pm 0.63$  nmol/l, which is 145.6% higher than the control, and 29.0% higher than in group I.

In the third group, the level of MDA was much higher than in other groups of subjects and amounted to  $9.4 \pm 0.65$ . The state of the immune status was also studied in PARALLEL. The levels of interleukin-6 in patients with GB and GB+IHD did not differ significantly, while in patients with GB+ha the indicator was  $118.4 \pm 5.9$  Pkg/ml. In the control group, the IL-6 index was  $26.6 \pm 1.2$  Pkg/ml.

**Discussion of results:** Biological effects of interleukin-6 involvement in the development of inflammatory and immune responses, as well as in the regulation of intersystem interactions. Provides the relationship between the autonomic and immune systems [9,11, 12]. Studies have shown an increase in the blood content of IL-6 in patients with GB, which is correlated with the severity of clinical manifestations and the activity of POL processes.

Currently, it is known that the accumulation of POL products occurs in a number of pathological conditions [3, 8, 12]. These are known to include conditions that are accompanied by activation of the immune status, in which there is a sharp increase in free-radical SEX. Activation of free-radical peroxide processes underlies the pathogenesis of many diseases of internal Organs, including GB [4,7]. the degree of lipid peroxidation is directly proportional to the severity of the pathological process in the coronary arteries. The data indicate a strained immune system in arterial hypertension and especially in the presence of complications.

**Conclusion.** Thus, the "immunocytokine" model of CHD pathogenesis does not contradict the neurohumoral theory, but complements our understanding of the mechanisms of HD development. The involvement of immune inflammatory mediators in the disease scheme expands the "base of therapeutic intervention" and opens up new prospects for improving the effectiveness of treatment. Ways to influence the cytokine link are already being seriously discussed. And it is possible that soon anti-cytokine drugs will become as common a means of treating patients with cardiovascular diseases as anti-anginal tablets, cardiac glycosides and I-ACE.

A comprehensive study of the processes of POL and the state of the immune system in patients with GB showed that in a hypertensive crisis, there is a pronounced violation of POL, which is expressed by an increased content of MDA. When combined with stable angina, there is a slight increase in the MDA content compared to other groups. Lipid peroxides play an important role in the body: lipoperoxides are an important intermediate in the biosynthesis of prostoglandins E, progesterone. Peroxides in high concentrations have a pathological effect on the cell: they have a damaging effect and disrupt the basic functions of cells, change the permeability of cell membranes.

#### **References:**

1. Беленков Ю.Н., Агеев Ф.Т., Мареев В.Ю. Нейрогормоны и цитокины при сердечной недостаточности: новая теория старого заболевания? Сердечная недостаточность. 2009, № 1, С. 13-17.
2. Гитель Е.П., Гусев Д.Е., Пономарь Е.Г. Роль интерлейкинов в патогенезе

- атеросклероза. //Клин.медицина. 2006, №6, С. 10-15.
3. Котовская М.А., Соловьёв С.К., Никишина Н.Ю. Факторы риска развития атеросклероза и клинические признаки сердечно-сосудистых нарушений у больных на ранней стадии. // Ревматология. 2005, № 3, С. 67-70.
  4. Насонов Е.Л. Иммунологические маркеры атеросклероза // Тер.архив, 2012; № 5, С. 80-85.
  5. Палеев Н.Р., Палеев Ф.Н. Цитокины и их роль в патогенезе заболеваний сердца. Клин.медицина. 2004, № 5, С 4-7.
  6. Палеев Н.Р. Липиды и их роль в патогенезе заболеваний сердца.// Клин.медицина. – Москва , 2004. -№ 5.- С 4-7.
  7. Маколкин В.И., Подзолков В.И. Гипертоническая болезнь. // Приложение к журналу « Врач »М.: Издательский дом «Русский врач», 2010, 96 С.
  8. Libby P. Current concepts of the pathogenesis of the acute coronary syndromes. // Circulation. – 2011. -№ 104. – P. 365–372.
  9. Uzui H., Harpf A., Liu M. et al. Increased expression of membrane type 3-matrix metalloproteinase in human atherosclerotic plaque: role of activated macrophages and inflammatory cytokines //Circulation. – 2012. - №106. – P.3024–3030.
  10. Давиденкова Е.Ф., Либерман И.С. Строев Ю.И. и др. Показатели липидного обмена и системы перекисного окисления липидов у мужчин учётом наследственной предрасположенности к атеросклеротической сосудистой патологии. //Кардиология. – Москва , 1991.-№8. - 41-44.
  11. Урумбаев Р.К., Титеев Г.Р., Бояркина О.В. и др. Характеристика перекисного окисления липидов у здоровых лиц и больных атеросклерозом. //Центр.-Азиат. мед. журнал. – Бишкек , 2003. -№ 1. -С. 16.
  12. Ogilvie R.I, Burgess E.D, Gisson JR,. Report of the Canadian Hypertension Society Consensus Conference. 3: V Pharmacologic treatment of essential hypertension. Can McdAsso.cj. 2013; 149:575-584.

*Xakimova N.N.*  
*academic staff*  
*Bukhara Engineering Technological Institute*  
*Uzbekistan, Bukhara city*

## EVALUATION OF KINEMATIC AND GEOMETRIC PARAMETERS OF DISC KNIVES OF MOBILE SUTTER CUTTING MACHINES

*Annotation: In the processing branches of the agro - industrial complex, at the sewing enterprises, disc knives are used shyly. The main advantages of circular knives are their comparative simplicity of design and ease of use. Circular knives provide high-quality material processing due to high cutting speeds. Knives of this shape are convenient for sharpening and sanitizing directly in the machine.*

*Key words: agro – industrial, forces and unbalanced forces, low cutting quality*

### INTRODUCTION

Along with this, a significant drawback of disc knives, which often leads to low cutting quality, is their significant thickness. This factor increases the compression and friction of the product, which affects the amount of waste and rejects, and an increase in the roughness of the cut surface. An attempt to decrease the thickness of the circular knives and increase the cutting speed, as a rule, leads to a decrease in their stability and rigidity.

### MATERIALS AND METHODS

Evaluation of the indicated phenomena A scientifically substantiated resolution of the stated contradiction is possible through a comprehensive analysis and evaluation of the mechanics of cutting with circular knives. A flat disc knife can be schematically considered a thin ring of variable thickness with the following support device. The sedan disc is rigid along the inner contour, and free along the outer contour. The corresponding moment of loss of stability by the knife disk and flat form of equilibrium can be called critical:

$$p = \frac{\pi * E * S^3}{12 * (1 - \mu^2)} + \frac{f(C_1 \lambda_1 P_1 P_n)}{D - d_\phi} \quad (1)$$

Where: E is the modulus of elasticity of the knives material,  $\mu$  Poisson's ratio, S is the thickness of the knives,  $P_\tau$   $P_n$  are the tangential and normal components of the cutting force, respectively,  $d_f$  is the diameter of the flanges of the knives, C is the ratio of the diameter of the flanges to the diameter of the knives.

The condition for stable operation of the circular knife can be written in the following form:

$$P''_{л \cos \varphi} \leq P_n K_p \quad (2)$$

where:  $P_{\perp}$  is the component of the cutting force on the blade in the direction of the product movement,  $\varphi$  is the angle that depends on the mutual arrangement of cutting and feed mechanisms.

Then the minimum required knife thickness is:

$$S \geq \frac{12(1-\mu^2)D-d\varphi P_{\perp}}{\pi E f C_1 \lambda_1 P_1 P_n} \quad (3).$$

Taking into account the specific values of the parameters of circular knives used for cutting materials, we take in accordance with the tabular data

$$f C_1 \lambda_1 P_1 P_n = 0,1 \quad (4)$$

The calculations show that the normal component of the total arising during cutting is comparable to  $P$  at small  $S$ . Therefore, the loss of stability of the flat shape of the balance of the circular knife from forces is possible when cutting food materials with thin knives ( $S < 1.0$  mm). At the same time, it is necessary to take into account that, due to the initial imperfections, the disk bends already at low values of the force  $P$ .

Cutting forces and unbalanced forces in the "knife shaft - support" system can cause resonance vibrations when the knife speed increases. Despite the relatively small value, under certain conditions they can cause significant lateral vibrations of the knives, i.e. their dynamic instability, leading to the shear leaving and the emergence of the risk of destruction.

## RESULTS AND DISCUSSION

Experimental studies of circular knives showed that their critical rotation frequency can be determined by the formula:

$$\Pi = 60 f (\lambda^2 - B)^{-0,5} \text{MM}^{-1} \quad (5)$$

$f$ - natural vibration frequency of the circular knife

$$f = 2,5 * 10^{0,5} \text{SR}^{-2} \text{A} \quad (6)$$

$S, R$ - respectively the thickness and radius of the knife;

$\lambda$ - number of nodal diameters,

$A, B$  – constant coefficients selected depending on  $\lambda$ .

Experiments have shown that when  $C \leq 0,2; \lambda = 2$ . Тогда  $A = 567; B = 2,3$ .

Thus, the choice of kinematic and geometric parameters of circular knives used in machines for cutting materials and semifinished products should be made not from the point of view of the transition of the disk to the plastic state (1), but according to the values of the critical force, which causes the loss of the flat form of stability and the critical rotation frequency leading to resonant fluctuations.

## CONCLUSION

The choice of the optimal characteristics of the circular knives can be carried out according to the existing volume. In this case, the value of the normal component  $P_{\perp}$  of the total cutting force  $P$  is preliminarily calculated. Since the force on the blade  $P_{\perp}$  is equal to 70-90%  $P$ , for the control of the calculations, we will assume that the resulting difference compensates for the initial imperfections of the disk shape. we restore the perpendicular to the intersection with the straight line corresponding to the selected value of  $R$ . Then, on the ordinate axis, we find



the knife thickness  $S$ , which satisfies condition (1). After that, we determine the maximum allowable cutting speed;

$$V_{kp} = \frac{\pi D n}{60} \quad (7)$$

This technique ensures the selection of the minimum possible knife thickness and maximum cutting speed, which is a necessary condition for high-quality cutting of materials and semi-finished products.

**Reference:**

1. Ахмедова Л.Т., Кон О.В. Методика преподавания русского языка.- Т., 2013
2. Азизходжаева Н.Н. Педагогические технологии и педагогическое мастерство. - Т., 2003.- 192с.
3. Андреев О.А. Учимся быть внимательными. Ростов-на Дону, «Феникс», 2004. - 216с.

*Xakimova N.N.*  
*academic staff*  
*Bukhara Engineering Technological Institute*  
*Uzbekistan, Bukhara city*

## USE OF SEWING CUTTING MACHINES

*Annotation: High quality cut is one of the main factors. determining the competitiveness of garment industry products. An important place in solving this problem belongs to the preparatory cutting production of garment enterprises, in particular, the processes of cutting materials, which largely determine the quality of manufactured garments, their labor intensity and material consumption.*

*Key words: cutting, tool, versatility of cutting, effective work*

### INTRODUCTION

Cutting textile material by sawing, for example, stationary cutting band machines is the most common at sewing enterprises (about 75-804 manufactures) due to the simplicity of the cutting tool, the ability to cut a large number of canvases at the same time and, most importantly, the versatility of cutting.

Therefore, for effective work, three main conditions must be met. The first is high-quality, reliable equipment. The second is highly qualified sewing specialists. And, finally, the last condition is a well-developed "technological" chain of the entire sewing process.

Among the most actively developing classes of sewing equipment, the following are distinguished: automated and computerized machines; automated lines for the production of clothing; automated cutting devices.

Correctly selected cutting equipment will help to solve problems related to the quality of cutting, reducing material losses, as well as time.

Draw frames are easy-to-use and high-performance equipment that provides high accuracy of cutting from different types of textile materials (cotton fabrics, knitwear, artificial fabrics, insulation, etc.) laid in multi-layer up to 200 mm thick, and for some insulation materials up to 300 mm. The maximum and minimum thickness of the cut layer depends on the type of material.

### MATERIALS AND METHODS

In stationary cutting machines, the executive tool is a zero in the form of an endless (closed) steel strip with its sharpening along one edge. The belt knife is pulled over the belt pulleys of the machine. Depending on the number of pulleys, machines are divided into two, three and four-pulley. At present, enterprises use stationary double-sheave machine GL5 (Fig. 1), three-sheave machine RL4 (Fig. 2.), four-sheave machines RL6, RL630, RL10001 (Fig. 3).

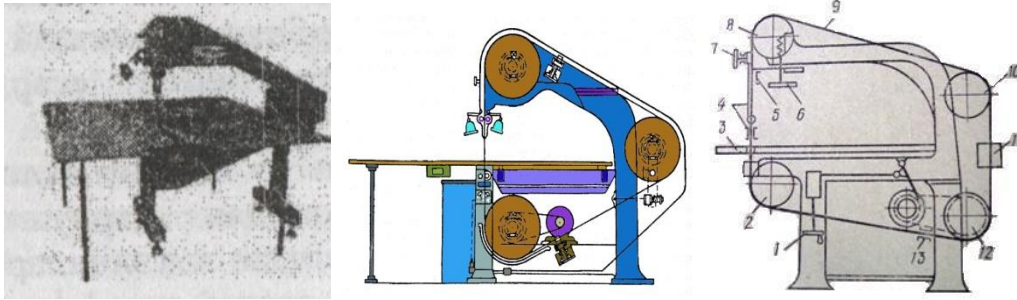


Fig -1 Fig-2 Fig-3

Modern stationary cutting machines are equipped with special devices designed for microswitches, many of which provide the following functions:

- regulation of the tension of the tape of the knife during cutting;
- catching the blade in case of breakage, which prevents workers from getting injuries on their hands;
- sharpening of the knife during the cutting process, for which the grinder is switched on and off with the appropriate pedal;
- regulation of the speed of movement of the knife, which is required when cutting

### DISCUSSIONS

In modern stationary cutting equipment, reliable operation and high quality of cutting are ensured, without vibration. Additional equipment operations: vacuuming system (suction of debris and chain mail gloves (for operator safety).

Disadvantages of stationary draw frames:

- 1) manual movement of packs of parts on the machine table;
- 2) deflection of the blade on turns. First drive to fatigue workers.

Band knives are widely used in the sewing industry, very convenient equipment for cutting fabrics.

### CONCLUSION

The advantages of such cutting equipment include the convenience of using high productivity, a very even and precise edge. The ability to cut out details of complex configurations. Such knives can be seen 4 both in private sewing enterprises and in huge industries, since they are widespread.

Thus, modern cutting equipment will increase the productivity of sewing - production, thereby minimizing manual labor.

### Reference:

1. Мосъкнна Е.Л. а"Оптимизация параметров раскроя синтетических тканей на стационарной раскройной ленточной машине" Автор. дисс. канд. наук, М, 2005, - 211.
- 2.Ежова О.В. Прогнозирование инновационного содержания образования специалистов швейной отрасли.

## **THE LINGUOCULTURAL LANDSCAPE OF THE WORLD AND ITS REFLECTION IN LANGUAGE**

*Annotation. Language is the most important way to shape a person's knowledge of the world. Demonstrating the objective world in the process of activity, the person describes the results of cognition in words.*

*Keywords. Linguoculturology, anthropocentric paradigm, modern terminology, language phenomenon.*

By the end of the twentieth century, linguistics began to assume that "language is not only connected with culture, but also a means by which it grew out of culture and expressed it." At the same time, language is a means of creating, developing, preserving (in the form of texts) and an integral part of culture. Because language creates the material and spiritual works of culture. Based on this idea, linguoculturology, formed over thousands of years, emerged as a new, specialized branch of science in the 1990s. Linguoculturology is a product of the anthropocentric paradigm in linguistics, which has been evolving over the last decade. By the beginning of the 21st century, linguoculturology has become one of the leading fields in world linguistics. Linguoculturology is the study of folk culture that is reflected and strengthened in language and discourse. It primarily studies the myths, legends, customs, traditions, rituals, customs, symbols, etc. of a particular culture. These concepts are cultural in nature and are reinforced in language in the form of everyday and ritual interactions. According to V. N. Telia, linguoculturology primarily studies living communicative processes and the relationship of the language expressions used in them with the mentality of the people in synchronous movement. Linguoculturology is the study of language as a cultural phenomenon, and the interrelated language and culture are its subject. Consequently, V.N. Telia writes: "Linguoculturology is the study of the human, more precisely, the cultural factor in man. This means that the Center for Linguoculturology is a set of achievements inherent in the anthropological paradigm of man as a cultural phenomenon."<sup>1</sup> According to GG Slisshkin, "Linguoculturology focuses on the human factor, more specifically on the cultural factor in man. The fact that the center of linguoculturology is a cultural phenomenon shows that the science of man belongs to an anthropological paradigm."<sup>2</sup> N. Alefirenko describes linguoculturology as follows: - Linguoculturology is closely connected with linguistics and cultural studies, it has a synthesizing property; - The main focus of linguoculturology is on cultural

evidence interpreted in language; - Linguoculturology is a branch of linguistics, so the results of its research can be used in the teaching of native and foreign languages; - The main directions of linguocultural research: a) linguistic personality; b) language is a system of semiotic embodiment of cultural values.

Historically, the idea of the linguistic landscape of the world has been based on the ideas of Wilhelm von Humboldt and Neo-Humboldt on the internal form of language, as well as the hypothesis of linguistic relativity or the linguistic determinism of Edward Sapir and Benjamin Worf. defines the world around us depends on the language in which thinking is done.

V. von Humboldt was the first to focus on the national structure of language and thought. He asserted that "different languages are a unique organ of thought and perception for a nation" (V. von Humboldt 1985: 324). V. von Humboldt sees language as an "intermediate world" between thought and reality, while language embodies a separate national worldview. The scientist emphasizes the difference between the concepts of "intermediate world" (German: *Zwischenwelt*) and "worldview" (German: *Weltbild*). Humboldt's "intermediate world" is a static product of linguistic activity that determines a person's perception of reality. Its unity is a "spiritual object" - a concept. The worldview is a moving, dynamic being that is constantly changing because it is really created by language interference. Its unity is the act of speech (W. von Humboldt 1984: 48). Thus, language plays a major role in shaping both concepts: "Language is the organ that shapes thought, so it plays a leading role in shaping the human personality, shaping the system of concepts in it, passing on the accumulated experience to generations" (V. von Humboldt ) 1985: 78).

The term "linguistic landscape of the world" (*Weltbild* or *Weltbild der Sprache* in German) was coined by the German linguist Leo Weisgerber. Recognized as the most influential representative and leader in the field of linguistics, this expert emphasized the active role of language in human thought and practice, saying that "language is not a product of activity (*Ergon*), but activity (*Energy*)" (Humboldt 1984: 70)) developed by L. Weisgerber proposed an "energetic" approach to language learning, which involves discovery in the language of power, so that it actively influences both the cognitive and practical activities of its speakers. A similar approach to language learning involves studying the effects of language. In modern terminology, this can be interpreted as an approach to the study of the cognitive and pragmatic functions of language. L. Weisgerber identified these functions not from the linguistic landscape of the whole world, but from one of its aspects - idiotic (i.e., a real existing character system used in some society, at some time, and in some space), this is a clear implementation. language features in general). However, language integrates a view of not only the world, but the whole world into its component. In other words, an image of the world structured in a particular language is a synthesis of general knowledge about the world with idiots. The source of the first is objective reality, the source of the second is a national view of it. Using the category

“Worten der Welt”, L. Weisgerber commented on an “energetic” approach to the study of the lexical landscape of the world, which literally means “deceiving the world”. The ungodliness of the world (in other words, verbal discourse) involves dividing reality into specific parts through words. Languages differ not only in the number of words they contain, but also in their internal forms. And this, in turn, means that not only do all languages divide the world into the same segments between different languages, but there is a quantitative symmetry that differs from each other in terms of quality. Leo Weisgerber also tried to solve the problem of the ratio of scientific and linguistic images of the world. Here he followed in the footsteps of the German philosopher and culturologist Ernst Cassirer, who believed that the work of a scientist, as well as to achieve it, should liberate the language he understood as the object of his research. E. Cassirer wrote: "philosophical knowledge is first and foremost compelled by the chains of language and myth, which must remove the witnesses of human imperfection before it can turn thoughts into pure ether." (Cassirer). The philosopher acknowledged the superiority of linguistic consciousness over scientific consciousness. However, he acknowledged this only in the early stages of the scientist's work, which focused on the study of a particular subject. Thus, he wrote, "the starting point of all theoretical knowledge is the world formed by language: neither the naturalist, nor the historian, nor even the philosopher sees objects as language first presents them." It is important to pay attention to the word “in the beginning” here, as well as to emphasize that every scientist should try to overcome the power over his or her research consciousness. In his words, “scientific knowledge nurtured through linguistic concepts cannot attempt to abandon them because it requires necessity and universality, which languages may and may not be compatible as carriers of different worldviews” (Cassirer), Cassirer Tilda explained the idea that many ideas about a fortified world are unacceptable in science.

#### **References:**

1. Hojer H. Linguistic and cultural changes //Language.24. Balt. –p. 143.
2. Lado R. Linguistics across cultures. - Univ, of Michigan Press, 1957, –p.130.
3. Fries Ch. Preparation of Teaching Materials, Practical Grammars, and Dictionaries, Especially for Foreign Languages //Proceedings of the VIII Inti/ Congress of linguistics. - Oslo, 1958 ,p. 290 - 310.



## COMPETENT APPROACHES OF TEACHERS IN TECHNOLOGY

*Annotation: In recent years, the quality of education has significantly changed. If, previously, the university's major aim was that of providing students with certain types of knowledge that they were expected to apply later, universities today focuses primarily on 'life skills'. Our aim is to teach students to obtain knowledge by themselves and to work in ways that enable them to come up with new ideas. Generating new ideas is a key tenet of modern society. We need professionals who are culturally competent, talented, innovative and creative problem-solvers, skilled and critical thinkers.*

*Key words: Teachers training organizations, sensitive times of a child's life, Contemporary techniques.*

### INTRODUCTION

In recent years, the quality of education has significantly changed. If, previously, the university's major aim was that of providing students with certain types of knowledge that they were expected to apply later, universities today focuses primarily on 'life skills'. Our aim is to teach students to obtain knowledge by themselves and to work in ways that enable them to come up with new ideas. Generating new ideas is a key tenet of modern society. We need professionals who are culturally competent, talented, innovative and creative problem-solvers, skilled and critical thinkers. New technologies give an opportunity to encourage critical thinking. We must provide students with skills that will help them work collaboratively and sensitively in a team, become decision-makers, plan and manage their time effectively, listen to one another and choose the right communication strategy at the right time. Thereby, we have come to understand that, to meet these new teaching requirements, we need 21st -century skills.

### MATERIALS AND METHODS

There currently is an abundant knowledge-base to inform us that in schools teachers play the critical role in student learning and achievement. Research reveals that how teachers instruct and these interactions with students are the cornerstone around which to build effective schools. A summary of the available studies accumulated over the past 40 years on a key education driver, teacher competencies offers practical strategies, practices, and rules to guide teachers in ways to improve instruction that improves student performance and the quality of the work experience. Four groupings of these competencies can help organize and simply for teachers what they need to master to maximize their performance:

classroom management, instructional delivery, formative assessment, and personal competencies. These four categories also provide the essential core around which decision makers can construct teacher preparation, teacher hiring, teacher development, and teacher and school evaluations.

## **DISCUSSIONS AND RESULTS**

It has been more than six months since the introduction of quarantine due to coronavirus in our country, and the suspension of all educational institutions. Currently, students are taking classes remotely via television and the Internet.

In fact, the classes planned for higher education universities are organized in the form of distance video lessons. In this process, the State Inspectorate for Quality Control in Education participates not as a supervisory body, but as a partner organization. Necessary recommendations are given with the involvement of qualified specialists to improve the quality of the prepared video lessons.

For nearly two years, about fifty video lessons were filmed by the inspectorate in preparation for the international PISA survey. Currently, these video lessons are also being broadcast.

When we discussed the issue of distance learning, our foreign partners noted that in many countries, the educational process is organized for students of higher education institutions through the Internet, but due to lack of Internet and technical capabilities, many problems arise. is growing.

Since this is the first time in our country, it is natural that in video lessons, in general, there are problems in the organization of distance learning. Currently, the State Inspectorate for Quality Control in Education is improving the system, receiving suggestions and recommendations from international experts on the organization of distance learning, improving its quality and efficiency.

It is important to ensure the quality of education, even if it is remote. In some developed countries, online surveys are now being conducted to monitor the quality of distance learning. The State Inspectorate for Quality Control in Education, in cooperation with the Ministry of Public Education and the Ministry of Higher and Secondary Special Education, monitors the organization of distance learning.

A special inspection bot has been launched in the process to strengthen broad public oversight and make it easier for parents. Through it, parents provide information and suggestions on the quality of distance learning in schools and higher education institutions, its organization, as well as problems and challenges in the regions. At the same time, with partner ministries and local governments, the factors that negatively affect the quality of distance education are being eliminated. It is difficult to control that students are taught through video lessons in every room. In this regard, the regular training on TV channels places a responsibility not only on teachers and coaches, but also on parents.

At the meeting held by the President of the Republic of Uzbekistan Shavkat Mirziyoyev on 25 August, it was noted that, depending on the situation, it is

necessary to review the workload and programs, to pay more attention to the development of practical skills in higher education.

### **CONCLUSION**

We already know by now that today a lot of techniques of primary teaching have come up and a teacher needs to implement them in the class. The teachers will need to gather information to help children develop many capabilities. The teacher must also motivate a child so that he or she can achieve success in his or her life. The teacher needs to realize the potentials of every child. As teachers, one must recognize the qualities of children and educate them in a way that they grow up to be good human beings. Therefore, one must pursue the primary teacher training course from an educational organization. The teacher must innovate while teaching to accelerate the learning process of children. Primary teachers have to be totally committed to his or her job and children must be provided with a memorable experience. Today educational organizations are also using many modern tools and technologies such as PowerPoint presentations and other audiovisual elements made for kids which fall under the purview of learning. We can also see that according to the recent research, the interactive learning process boosts children's creativity. A young mind can grasp the basic concepts easily in a primary institute with proper assistance and guidance. If you are an interested candidate then is sure to take up this course from a reputed and certified institute. Increasing the professionalism and competence was recognized as the main driving force of progress and activities leading to the goals of sustainable development. The modern education system involves the further improvement of the mechanisms for raising the competence of future specialists on the basis of a creative approach and an innovative system for putting them into practice. From this point of view, the research competence of future specialists on the basis of a creative approach is of particular importance for creating innovation, creating intellectual resources for socio-economic development through the development of cognitive and divergent thinking based on modern pedagogical processes that create new knowledge, and expanding the training opportunities for competitive personnel. The article looks into the requirements and policies for the competent teaching staff.

### **Reference:**

1. Teacher competence in higher education. The chapter from book. Retrieved in February.2012.from <http://www.egyankosh.ac.in/bitstream/123456789/24676/1/Unit6.pdf>.
2. Competence (human resources). Wikipedia. The Free Encyclopedia website. Retrieved.in.February.2012.from [http://en.wikipedia.org/wiki/Competence\\_%28human\\_resources%29](http://en.wikipedia.org/wiki/Competence_%28human_resources%29).
3. Diagram of teaching. Macmillan publisher website. Retrieved in January 2012 from

[http://www.mindseries.net/upload/assets/4/assets/3996/2950b6162255a6a6c6c875b0346f8d9c4e408e99/Spode\\_Diagram\\_graphic.pdf](http://www.mindseries.net/upload/assets/4/assets/3996/2950b6162255a6a6c6c875b0346f8d9c4e408e99/Spode_Diagram_graphic.pdf).

4. Shmelev, A. G. Psychodiagnosis of personnel characteristics. Saint-Peterburg, 2002

*Yo'ldashaliyev I.  
National Guard of the Republic of Uzbekistan  
teacher  
at the Fergana Training Center*

## **DEVELOPMENT OF PROFESSIONAL COMPETENCE OF STUDENTS OF SPECIAL MILITARY EDUCATIONAL INSTITUTIONS**

*Annotation: The strategic direction of the development of the education system in society is the intellectual and moral development of man on the basis of purposeful independent activity in various fields. In our country, as well as in the developed countries of the world, the promotion of independent education is an important direction in the process of education reform. The study of the phenomenon of educating the professional competence of the educator has found little expression in the work of a number of scholars. These authors put forward the idea that professional competence - along with the qualities of reliability - characterizes the pedagogical culture of the teacher as a professional-individual phenomenon.*

*Keywords: Military skills, professional competence, individual event, professional activity, military training, psychological training.*

**Introduction:** The Constitution of the Republic of Uzbekistan, "On the Fundamentals of State Youth Policy in the Republic of Uzbekistan" and "On Education" "On General Military Obligation and Military Service" Understanding the content and essence of the Law "On Defense", "National Program of Personnel Training", Presidential decrees and government decisions on youth activities, the legal and educational framework governing the relationship of man to another person, society and the environment. Teachers must have political and legal knowledge and culture to ensure the acquisition of knowledge on topical issues of public policy, which includes the following criteria:

In turn, the concept of professional competence, as noted by VA Slasten, represents the unity of theoretical and practical readiness of the teacher to carry out pedagogical activities and characterizes his professional formation. Diagnosis of professional competence Essential characteristics of professional development should include diagnostic, communicative, managerial and projective training groups. The cognitive activity of the educator is largely determined by the complexity, dynamics, non-standardity of the studied objects, the influence of the boundaries that separate social phenomena, their search, uncertainty, which implies observation, the ability to model the inner world of the interlocutor [1]. In this case, the features of self-regulation are characterized by the need to improve their knowledge and skills, the ability to strictly coordinate their actions towards

other people. In the works devoted to the study of the professional competence of the teacher, it is distinguished by the following types:

Special training ability - a sufficiently high level of professional activity, the ability to design their future professional development;

- Competence of social upbringing - mastery of joint professional activity, cooperation, as well as the methods of professional communication adopted in this book, social responsibility for the results of their professional career.

The main part: The military-pedagogical process is an organized and purposeful activity aimed at forming the necessary knowledge, skills and abilities of military listeners, combat and spiritual qualities of the personality of combat and military teams. The military-pedagogical process is a complex social phenomenon that involves military training and education, which are inextricably linked.

Military training is the process of imparting military knowledge, skills and abilities necessary for practical activities, as well as the preparation and coordination of military teams (units, units, components) to perform combat operations (combat missions). . Military education is the deliberate, organized and systematic formation of the qualities necessary for the performance of military duty. In the process of training and education, the development of military listeners is carried out, that is, mental and physical activity is improved in accordance with the requirements of military specialization, psychological training is carried out, which forms the military and emotional stability and internal preparation for combat operations. Demonstrates the ability to cope with the difficulties and difficulties associated with military service, both in war and in peacetime, as well as in dangerous situations in a rapidly changing environment, long-term psychological stress. In essence, training is a social process that is unique to society as a whole and to the Armed Forces. In general, teaching is the primary method of obtaining information, an experienced person - a purposeful, organized, systematic and systematic process of acquiring knowledge, skills and abilities under the guidance of teachers.

The process of military training thus refers to the purposeful, interrelated activities of the coach (commander, supervisor, instructor) called the teacher and the listener (subordinates) called the teacher. By the nature of teaching, it means the management of students' knowledge and practical activities and includes the following functions:

motivation to learn;

describe the content of the studied material;

organization of students' educational activities;

knowledge, skills control.

The basis of the process of acquiring knowledge is the practical application of knowledge, as a result of which the military listeners fully master it. To do this, military listeners must be specially trained to apply knowledge in practice, to form in them methods of mental and practical action. In each lesson, students need to



make sure that the theoretical knowledge they acquire is the basis of their practical activities, and that practical activities provide them with concrete material for the conscious acquisition of theoretical knowledge and are a necessary condition for mastering it. The process of military training thus refers to the purposeful, interrelated activities of the coach (commander, supervisor, instructor) called the teacher and the listener (subordinates) called the teacher. By the nature of teaching, it means the management of students' knowledge and practical activities and includes the following functions:

- motivation to learn;
- describe the content of the studied material;
- organization of students' educational activities;

The most important part of military training theory is the principles of training. Under Learning Principles It is common to understand applied pedagogical rules that reflect the laws of the military pedagogical process and determine students' performance in equipping students with knowledge, skills, and abilities. Each of the principles reflects the specific features of the learning process. Therefore, the successful solution of learning problems is possible only on the basis of the implementation of the whole system of principles in close contact with each other. Therefore, a deep understanding of the essence of the principles of training in the relationship by each officer, the implementation of their requirements in practice is the most important condition of military pedagogical activity.

Competence - the ability to do something effectively, to perform according to the standards applicable to a particular profession. In Secondary and Higher Education in Europe [4], this is done as follows:

Learning:

- be able to benefit from the experience;
- organize and place the interconnectedness of the acquired knowledge;
- organize the application of personal knowledge;
- be able to solve problems;
- voluntary education;

That is, in my opinion, if it is applied to the military audience, along with its educational potential, their personal individuality will develop. I believe that the quality of education has improved if interactive education has been implemented not only on the basis of instructions given by the teacher, but also taking into account their own interests and views.

Research:

- search for various information;
- ask around;
- consultation of experts;
- receipt of information;
- be able to work with documents and classify them;

I think that requires a military audience to work on themselves. This is similar to the BBB method. Performs the third stage of the method of thought in the form of "I knew", "I knew", "I want to know". I mean, I want to know. This leads to the development of the military listener's ability to search for answers to questions that are abstract to him and want to gain a broader understanding. Military listeners are asked questions about interactive technologies, documents and books, as well as their peers in the military, which leads to the formation of communication with others.

Think:

- Organize the relationship between past and present events;  
a critical approach to one or another part of the process of social development;
- overcoming difficulties;
- to take a position in debates and to have one's own opinion;
- read and pay attention to the important political and environmental aspects of the process;
- social skills related to health and the environment

I think this aspect helps military listeners understand the comparison of the present and the past, the concept of the unity of society and people. I believe that the very essence of education, I think, is to include the military in the whole of society and the people, and to be an integral part of it.

Evaluation;

- Evaluation of masterpieces of art and literature;

I think it is necessary to evaluate this attitude in relation to martial arts, the formation and essence of Uzbek martial arts, to explain to military listeners the criteria for the formation of martial arts from the time of Amir Temur to the present day.

Collaborate

- group work and cooperation;
- ability to make decisions;
- ability to resolve conflicts and disagreements;
- agreement;
- conclusion and execution of contracts;

I think every military listener is an integral part of their military. In doing so, it ensures solidarity from the common soldier to the general. We can see that if the cooperation is carried out in harmony with each other, it will ensure its integrity. The concept of cooperation means to be united, to ensure solidarity in any situation, to reach an agreement and to solve problems.

Settle down:

- introduction to the project;
- feeling of responsibility;
- contribute to the group and the team;
- expression of consensus;

- be able to organize their work;
- ability to work with computing devices;
- Get used to it
- Ability to use new information and communication technologies;
- prove conciseness in the face of frequent changes;
- to show his strength and perseverance in the face of difficulties;
- making new decisions;

This, in all areas of competent education, emphasis is placed on the role of the individual's experience, his or her active position, level of readiness for action, and the demands of the sociocultural community.

- To identify the specifics of the formation of professional competence in future teachers of military education, to study the ideas of Central Asian thinkers on the formation of a culture of communication.

- Improving the formation of professional competence of future teachers of military education, the study of factors in the formation of professional culture of military education specialists, based on new pedagogical technologies.

- To study the possibility of applying the factors of formation of professional competence in future teachers of military education in the teaching of professional, pedagogical-psychological and other disciplines.

- Development of methodological recommendations for the formation of professional competence of future teachers of military education and their implementation in practice.

Information and methodological support plays an important role in the formation of professional competence in the training of teachers of military education [3]. The distance learning system and the effective use of teaching aids are key factors in shaping the professional competence of future teachers in improving the quality and effectiveness of education. The distance education system is used when there are problems in the implementation of the traditional education system or when conditions require this process. This process allows for the adequate use of modern technology to increase the effectiveness of education in a given environment.

Distance learning is a form of education based on information and telecommunication technologies, such as distance and full-time education, which includes the best traditional and innovative methods, teaching aids and forms.

Distance learning is an education system based on new information technologies, telecommunication technologies and technical means. It is a system that requires the learner to practice more independently, providing the learner with a learning environment and communication with the teacher based on certain standards and educational rules. In this case, the flow process does not depend on when and where the learner is. Distance education is an educational complex based on the means of distance learning, which provides educational services to all segments of the population and foreign students using a special information environment. So, distance learning is a process in a distance learning complex.

Distance learning and distance learning have their own characteristics, pedagogical system, needs and goals. In my opinion, distance learning has a wide range of opportunities for military students to learn and work on themselves, including the opportunity for military students to use a wide range of pedagogical technologies, not just one lecture, to expand their knowledge and skills in the formation of individuals.

Distance learning - the relationship between a student and a teacher based on the purpose, content, method, organizational forms and teaching methods - Internet technology or other interactive methods and components of all learning processes at a certain distance from each other. I think there will be no interruption of communication between the military teacher and the military audience, and the military listeners will lose the ability to refrain from asking questions during the lesson, and the military listener will be able to ask the questions that arise in the training. This requires a great deal of attention and responsibility from the military instructor. Distance learning system is a system of education based on the conditions of distance learning. Like all education systems, distance learning has its own structure, purpose, content, methods, tools and organizational forms. Pedagogical technologies of distance learning are a set of teaching methods and techniques that provide the educational process of distance learning based on the selected teaching concept. In my opinion, in traditional education, a teacher would be limited to a small amount of knowledge, while in distance education, a military teacher could provide other interactive methods and information in addition to the skills he or she already has.

Changes in the modern information system force the teacher to improve their skills and improve their professional skills, which means that they have to improve their professional competence. The main purpose of modern education is the adaptation of society, the state, the individual to modern education, the education of a comprehensively developed person. In the formation of professional competence of a teacher of military education, the pedagogical and technical-technological problem situation is noted as a set of conditions that allow to create a pedagogical process. Pedagogical conditions not only create this process, but also determine its current state. The formation of the professional competence of a teacher of military education is carried out gradually, through the integration of pedagogical disciplines, ie didactic synthesis and the solution of pedagogical and problem-solving tasks at the level of interdisciplinary communication. As a military education teacher prepares for a lesson, she thinks about how to present new material using a variety of methods and techniques. It selects objects of work taking into account the individual characteristics of students, their experience, physical development and other factors that affect labor productivity. As you know, modern production is developing very fast. military weapons, technological processes are constantly improving. To a certain extent, this should be reflected in military education. This means that future teachers need to constantly monitor developments in science and technology, keep their learners

informed, and work on their skills. In the training and education of future military education teachers, we can include the following types of skills:

- teaching skills;
- ability to use modern teaching methods;
- parenting skills;
- The quality of the human factor;
- the ability to objectively assess and control knowledge;

in the control of pedagogical activity of the teacher of military education on the following aspects:

a) education - to determine the purposefulness of educational work, its scientific basis and the correct choice of its content;

(b) Determining the quality of the results of labor and professional activities, the stages of development, the level of development and the direction of the future;

should pay attention to these. I think that the character of the military audience and the priority actions in education, the formation of labor and professional character depends primarily on the teachers of military education. Only if they can plan it properly will full-blooded education take precedence over military education.

In terms of the requirements for the level of professional training of graduates, competence refers to the ability of students to apply a set of knowledge, skills and methods of activity in a specific situation. In pedagogical higher education institutions, basic competencies are defined at the level of educational blocks and academic disciplines for each stage of education. In determining the order of basic competence, the essence of social and personal experience in accordance with the main objectives of professional pedagogical education is vital in the process of organizing professional activity in a social society. From this point of view, the basic competence is divided into: holistic - meaningful, socio-cultural, educational - cognitive, information, communicative, socially active, self-improvement. The professional development of a military education teacher is as follows: pedagogical system, process and outcome. Social rules are reflected as important bases in assessing the level of professional formation, and they, in turn, are recorded in the context of the State Education Standard. In assessing the performance of the education system, it is possible to distinguish its effectiveness and key indicators related to the development of the pedagogical system.

In the scientific work of R.A. Hamrokulov it was determined that the following aspects and directions of communication culture should be formed in the formation of professional competence of future teachers of military education [5]:

- The relationship between military educators and future military leaders;
- a greeting between future military leaders;
- attitude in the process of socially useful work;
- Relationships in the classroom;

- formation of behavioral skills of future military leaders;
- elements of formal relations in the process of public works formation;
- Relationships between colleagues.

The impact of national values on the formation of the professional competence of military education trainees is enormous. As important forms of social consciousness, they influence the activities of students in their consciousness, behavior, and behavior, and also increase their value in the learning process, in the extracurricular educational process. I think that's what military education is all about. I believe that the priority of education and the formation of individuality in many respects depends on it. Because the development of a professional competitor is a creative development, the ability of the teacher to adapt and manage changes in the environment, the ability to react quickly, the socio-economic and spiritual development of the process depends on the professional level of the teacher.

Conclusion: In my opinion, the main problem in changing the education system is the relationship between the military teacher and the military education teacher in professional competence, the meaningful course of the lesson during the course. I think it's important to prioritize education. Based on the above, it should be noted that military education should have the following skills in the formation of professional competence of students:

- Use of interactive methods, manuals in the classroom, in distance learning;
- Creating a culture of communication between military teachers and military listeners in systematic education;

At the beginning and end of the experiment, it was convinced that criteria need to be developed during the research period in order to determine the professional competence of the students. Taking into account the study of sources on the subject, observation of student activities, the situation at different stages of experimental work, the following criteria, the following criteria determine the level of formation of professional competence in future military education teachers: It was decided that it is possible to evaluate on the basis of criteria:

1. Be able to understand the essence of basic concepts such as professional competence and pedagogical skills.
2. Understand that an important condition of professional competence is the requirement of the period.
3. The need to form professional competence.
4. To be able to organize practical actions for the formation of professional competence.
5. Ability to fully demonstrate professional competence.

I think that the above can create a basis for the formation of professional competence of military students, and at the same time improve the quality of education. I believe that achieving quality education requires the cooperation of



bilateral relations, which requires the formation of a culture of communication from military educators and the inquisitiveness of military listeners.

**Reference:**

1. H. Jorayev. Preparing young people for the call. T., «Sharq», 2004. Shooting preparation (tutorial). T., «Sharq», 2004.
2. Sh. Sharipov, N. Muslimov, M. Ismailova: "Pedagogy of vocational education". Methodical manual. - T. 2005 y.
3. A. Yu. Sotvoldiev. "Organization of pre-service military education and its methods". T; "Communicator". 2010. Pages. 3,6,7,9
4. S. S. Gulomov. X. R. Raimov. and others. "Quality and aspects of education". T; "Science and Technology". 2004. Pages. 9.
5. Muslimov. N. A. Theoretical and methodological bases of professional formation of a teacher of military education: Ped. fanl. Ph.D. ... diss. T.: 2007. - 349 p.
7. [www.press-service.uz](http://www.press-service.uz)
8. [www.gov.uz](http://www.gov.uz)
9. [www.uza.uz](http://www.uza.uz)
10. [www.ziyonet.uz](http://www.ziyonet.uz)
11. High school of pedagogy and psychology. - Rostov on Don: Phoenix, 1998. - C. 544.
12. Mixeeva N. F. Yazykovoe obrazovanie v natsionalno-kulturnom nasledii Rossii: istoricheskie traditsii, sovremennost, vzglyady v budushchee. - Moscow: APK and PRO, 2001. - p. 220.
13. Kichenko A. A. Methods of teaching professionally-oriented inoyazychnomu obshcheniyu studentov posredstvom multimediyных presentations (English language, specialization of jurisprudence): diss. ... cand. ped. science. - Moscow, 2010. - p. 13

*Абдилхаева З.А.  
самостоятельный соискатель кафедры ВОП №2  
Андижанский государственный медицинский институт*

## **ОПТИМИЗАЦИЯ НУТРИТИВНОЙ ПОДДЕРЖКИ БОЛЬНЫХ С ХРОНИЧЕСКОЙ БОЛЕЗНЬЮ ПОЧЕК**

*Аннотация: Состояние питания является важным фактором, который оказывает влияние на заболеваемость и смертность у больных с заболеваниями почек, особенно в терминальной стадии. Среди многих факторов, оказывающих неблагоприятное воздействие на исходы у таких пациентов, ведущую роль играет белково-энергетическая недостаточность (БЭН). Таким образом, состояние питания в плане исходов у больных с хронической почечной недостаточностью (ХПН) приобретает стратегическое значение.*

*Ключевые слова: хроническая болезнь почек, лечебное питание, малобелковая диета, кетостерил, соевые протеины.*

*Abdilkhaeva Z.A.  
Independent applicant for the Department of GP №2  
Andijan State Medical Institute*

## **OPTIMIZATION OF NUTRITIVE SUPPORT OF PATIENTS WITH CHRONIC KIDNEY DISEASE**

*Resume: Nutritional status is an important factor in morbidity and mortality in patients with kidney disease, especially in the terminal stage. Among the many factors that adversely affect outcomes in these patients, protein-energy malnutrition (PEW) plays a leading role. Thus, nutritional status in terms of outcomes in patients with chronic renal failure (CRF) is of strategic importance.*

*Key words: chronic kidney disease, medical nutrition, low-protein diet, ketosteril, soy proteins.*

**Введение.** Почки играют важную роль в поддержании гомеостаза в организме. Почки выполняют функции регуляции водно-электролитного и кислотно-основного баланса, также почки участвуют в эндокринной регуляции организма и метаболизме многих пищевых веществ. Заболевания почек способны приводить к снижению почечной экскреции, эндокринным расстройствам, нарушениям обмена веществ. На фоне развившихся патологических явлений развиваются дисбалансы питания. Диетотерапия является методом не только симптоматического, но и патогенетического лечения заболеваний почек.

Хроническая болезнь почек является медленно протекающим заболеванием и на начальных стадиях не вызывает у пациента особенно много жалоб. В группу заболеваний хронической болезнью почек входит целый ряд заболеваний почек, в случае которых почечная функция снижается в течение нескольких лет или десятилетий.

Состояние питания является важным фактором, который оказывает влияние на заболеваемость и смертность у больных с заболеваниями почек, особенно в терминальной стадии [1]. Среди многих факторов, оказывающих неблагоприятное воздействие на исходы у таких пациентов, ведущую роль играет белково-энергетическая недостаточность (БЭН) [2].

В то же время, несмотря на важность лечебного питания в терапии больных с почечными заболеваниями в отечественной литературе, в отличие от зарубежной, нам удалось обнаружить немного сведений о данном виде лечения [2]. Чтобы восполнить этот пробел, и предпринята попытка освещения состояния этой проблемы на современном этапе.

В лечебном питании в комплексной терапии заболеваний почек учитывают выраженные метаболические нарушения и возможные нарушения деятельности органов пищеварения. Диетотерапия строится с учетом основных патогенетических механизмов заболевания и предусматривает необходимость щажения почек, нивелирования обменных нарушений, потенцирования действия мочегонных и других медикаментозных препаратов.

Основные различия при проведении диетотерапии касаются количества белка, соли и воды, что определяется клинической формой, периодом заболевания и функциональной особенностью почек. Имеет значение наличие или отсутствие отеков, повышенное артериальное давление, азотемия, альбуминурия, гипопроотеинемия и степень их выраженности.

**Цель исследования.** Оценить возможности ранней диагностики нарушений нутритивного статуса у больных хронической почечной недостаточностью (ХПН), определить наиболее значимые факторы развития нутритивных нарушений, а также принципы их лечения у этих больных.

**Материалы и методы исследования.** Под наблюдением находились 150 больных с ХПН в додиализном периоде, разделенные на три равные группы в зависимости от содержания белка в суточном рационе. Первую группу составили пациенты, получающие комбинированную малобелковую диету (МБД) с соевым изолятом (0,6 г белка на кг рекомендуемой массы тела (РМТ) в сутки: 0,4 г/кг с обычным рационом плюс 0,2 г/кг в виде соевого изолята SUPRO 760); вторую – стандартную МБД без добавок (0,6 г/кг РМТ белка в сутки); третью – свободный рацион (около 0,9 г/кг РМТ белка в сутки). После вводного периода (три месяца) количество больных в группах уменьшилось. Основные причины – несоблюдение рекомендаций

врача и быстрое прогрессирование ХПН, потребовавшее начала заместительной терапии (в основном, в контрольной группе).

**Результаты исследования.** Результаты наших исследований с проведением пероральных белковых нагрузок здоровым людям и пациентам с ХБП позволили также сделать предположение о том, что высокое потребление белка не ограничивается воздействием на состояние почечной гемодинамики.

Показатели нутриционного статуса у пациентов с различными вариантами МБД оценивались на основании клинических, лабораторных, антропометрических, расчетных и функциональных показателей. В начале исследования обе группы были сопоставимы на основе записей пищевых дневников по уровню потребляемых жиров, углеводов, белка, а также расчетных данных по потреблению протеинов и энергии.

Наблюдение за больными во всех группах проводилось в динамике на протяжении  $26 \pm 3$  месяца. Оценка скорости прогрессирования ХПН производилась по величине прироста креатининемии (Р(,)).

В первой группе прирост креатинина сыворотки крови практически отсутствовал в течение 24 месяцев, после чего наметилась даже небольшая отрицательная динамика. Во второй группе креатининемия оставалась относительно стабильной в течение 14 месяцев, после чего отмечено нарастание Ргк. В среднем прирост уровня сывороточного креатинина за время наблюдения во второй выборке был значительно меньше, чем в первой. В третьей группе со второго месяца наблюдения происходило нарастание Рса, сохранявшееся на протяжении всего срока. В среднем отмечены статистически достоверные различия между показателями этой и первых двух выборок.

Сопоставление двух первых групп больных по темпам изменения клиренса креатинина также показало, что скорость прогрессирования ХПН во второй группе достоверно выше.

Полученные результаты, несомненно, свидетельствуют об отчетливом замедлении прогрессирования ХПН у пациентов на МБД по сравнению с больными, получающими диету без ограничения белка, В то же время МБД с соевым изолятом в данном плане явно более эффективна, чем стандартная.

Прирост общего белка сыворотки крови у больных ХПН в среднем был достоверно выше при МБД с соевым изолятом, по сравнению с группой, получающей стандартную МБД ( $p < 0,05$ ). Увеличение общего белка в первой выборке за время наблюдения в целом составило более 2,5 г/л, тогда как при обычном малобелковом рационе этот показатель остался практически стабильным.

Ограничения в питании при ХПН имеют свои особенности. Во-первых, диета при хронической почечной недостаточности должна

соблюдаться в течение всей жизни. Продолжительные отступления от рекомендованного меню могут привести к серьезным осложнениям.

Во-вторых, за основу расчета необходимого количества протеина берется степень выраженности хронической почечной недостаточности. При незначительной клинике питание человека в отношении белков меняется мало — на столе остается до 70–80 г протеинов. Рацион дополняется достаточным количеством углеводов, соль ограничивается до 4 г в сутки.

Объем воды не должен превышать суточного выделения мочи. Сюда входит и та жидкость, что присутствует в супах, молочных блюдах, овощах и фруктах. Избавиться от отеков и облегчить работу почек помогут разгрузочные дни — арбузные, тыквенные, яблочные. Делают их раз в неделю.

При нарастании проявлений почечной недостаточности малобелковую диету ужесточают — количество протеина снижают до 20–30 г в сутки, одновременно увеличивая объем углеводосодержащей пищи до 350–380 г. Эти рекомендации справедливы для пациентов, находящихся на медикаментозном лечении.

**Вывод.** Таким образом, состояние питания в плане исходов у больных с хронической почечной недостаточностью (ХПН) приобретает стратегическое значение. Еще более значимым становится его важность с учетом появившейся в обиходе нефрологов новой концепции - понятия хронической болезни почек (ХБП), позволяющей еще в большей степени повысить роль лечебного питания, передвинув его начало на более ранние этапы.

#### **Использованные источники:**

1. Ивашкин В.Т. Гастроэнтерология: национальное рук-во. – М.: ГЭОТАРМедиа, 2008. – 704 с.
2. Королёв А.А. Гигиена питания. – 3-е изд., перераб. – М.: Академия, 2008. – 528 с.
3. Нормы физиологических потребностей в пищевых веществах и энергии для различных групп населения. – М., 2008. – 17 с.
4. Хорошилов И.Е., Панов П.Б. Клиническая нутрициология: учебное пособие / под ред. А.В. Шаброва. – СПб.: ЭЛСИ, 2009. – 284 с
5. Шевченко В.П. Клиническая диетология / под ред. В.Т. Ивашкина. – М.: ГЭОТАР-Медиа, 2009. – 256 с.
6. Боровик Т.Э., Ладодо К.С. Клиническая диетология детского возраста: руководство для врачей. – М.: Медицинское информационное агентство, 2008. – 608 с.
7. Лечебное питание. Полный справочник / М.М. Гурвич, Ю.Н. Лященко. – М.: Эксмо, 2009. – 800 с. – (Новейший медицинский справочник).
8. Тутельян В.А., Самсонов М.А. Диетическое питание: руководство для врачей. – М.: Медицинское информационное агентство, 2009. – 952 с.

*Абдужаббаров Ш.А.  
студент 2 курса магистратуры  
исторический факультет  
кафедра Всемирная история  
Национальный университет Узбекистана имени Мирзо Улугбека*

**ИСТОРИЧЕСКИЕ, РЕЛИГИОЗНЫЕ И ФИЛОСОФСКИЕ  
ФАКТОРЫ, ВЛИЯЮЩИЕ НА СТАНОВЛЕНИЕ, ФОРМИРОВАНИЕ  
СОВРЕМЕННОГО ОБРАЗОВАНИЯ В РЕСПУБЛИКЕ КОРЕЯ**

*Аннотация: в данной статье анализируются исторические, религиозные и философские факторы, влияющие на становление, формирование современного образования в Республике Корея. Особое внимание при этом уделяется развитию системы высшего образования.*

*Ключевые слова: Образование, воспитание, система, высшее образование, корейский, конфуцианство, национальный, буддизм, миссионерство, исторический.*

*Abdujabbarov Sh.A.  
2nd year master's student  
Of the faculty of history  
Department of world history  
National University of Uzbekistan named after Mirzo Ulugbek*

**HISTORICAL, RELIGIOUS AND PHILOSOPHICAL FACTORS  
INFLUENCING THE FORMATION OF MODERN EDUCATION IN  
THE REPUBLIC OF KOREA**

*Abstract: this article analyzes the historical, religious and philosophical factors that influence the formation of modern education in the Republic of Korea. Special attention is paid to the development of the higher education system.*

*Keywords: Education, upbringing, system, higher education, Korean, Confucianism, national, Buddhism, missionary work, historical.*

Если сравнить течение времени с деревом, то можно сказать, что прошлое будет корнем, настоящее - листом, а будущее - цветком или плодом. Другими словами, корень формируется через духовные и культурные почвы наших предков; сегодняшнее процветание и цивилизация - это листья, продукты благородной жизни наших современников; а будущее будет не только цветком, излучающим аромат человеческой культуры в гармонии между прошлым и настоящим, но и



плодом, несущим в себе сущность духовного и практического миров наших предшественников.

На самом деле, для того чтобы произвести возвышенный аромат человеческого культурного цветка и его ценных плодов, необходимо возделывать нынешнюю почву. Когда мы предполагаем, что образование играет определенную роль в вышеупомянутом процессе, взвешивание материального или нематериального наследия наших предков с точки зрения образования может дать важный смысл, который заключается в создании как плодотворной настоящей, так и будущей жизни.

С точки зрения образования Кореи, её богатая история, религиозные или философские мысли глубоко сформировали менталитет корейского общества. Для того, чтобы исследовать исторические, религиозные и философские факторы, повлиявшие на корейское образование, необходимо сначала описать контекст корейского высшего образования в соответствии с историческими эпохами.<sup>22</sup>

Идеи в данной научной статье будут описаны в соответствии с двумя историческими эпохами: традиционный период (57 г. до н.э. – 1910 г.) и современный период (1910 – 1990-е гг. н.э.).

Основные исторические эпохи: традиционный период (57 г. до н.э. - 1910 г.); троецарствие (57 г. до н.э. – 668 г.) и Объединённое Королевство Шиллы (668 – 935 г.); королевство Корё (918 – 1392); королевство Чосон (1392 – 1910). Современный период (1910 - 1990-е гг. н.э.): японский колониальный период (1910 – 1945); военное правительство США (1945 – 1948); Республика Корея (1948-1990-е годы).

Корейский народ проявлял особое уважение к конфуцианскому образованию на протяжении всей истории Кореи. Эта традиция зародилась в начале периода Троецарствия и продолжается по сей день. Согласно одной важной исторической записи, Самгук-саги (Ким 1145), интеллектуальная деятельность периода Трёх царств (57 г. до н.э. – 668 г. н.э.) была связана с изучением китайской философии и культуры, которая была гораздо более развитой, чем корейская философия и культура того времени. Соответственно, китайские системы и идеи проникли в три первых государства Кореи и оказали значительное влияние на корейскую культуру и общество. Несмотря на такой массовый приток китайской культуры, Корея стремилась сохранить свою национальность и индивидуальность, а также приспособить китайскую культуру к своей цели и развитию. В этом смысле элитное образование в традиционный период рассматривалось как краеугольный камень корейской духовной самостоятельности.

Первое формальное элитное образование началось в период Троецарствия (57 г. до н.э. - 668 г. до н.э.) после принятия китайских образовательных учреждений и идей. Первое официальное учреждение

---

<sup>22</sup> Historic factors influencing Korean higher education. Korean Studies series No.17 / Jeong-kyu, Lee. Jimoondang International, 2000. 17p.

элитного образования в Корее было известно, как Тэхак (Национальная конфуцианская академия), основанное королем Когурё Сосуримом в 372 году нашей эры. В этом учебном заведении преподавали китайский язык, китайский иероглиф, конфуцианскую классику под названием "Четыре книги": *Лунь Юй* (Конфуцианские аннотации), *Та Сио* (Великое учение), *Чунь Юн* (Доктрина смысла) и *Менций* (Произведения Менция), пять китайских классиков, названных Пятью Цзин: *И* (Книга перемен), *Шу* (Книга истории), *Ши* (Книга поэзии), *Ли Цзи* (Запись обрядов) и *Чунь Чи* (Весна и Осень, летопись событий с 722 по 481 гг. до н.э.). Так как целью учреждения являлось в основном стимулирование перспективных государственных чиновников, его двери были открыты только для наследников аристократического класса. После создания Национальной академии вскоре последовали частные школы под названием *Kyongdang*, чтобы сыновья других классов могли изучать китайскую классику, историю и литературу, а также боевые искусства.

Далее, в королевстве Пэкче (18 г. до н.э. - 660 г. н.э.), также преподавали китайский язык с целью подготовки чиновников. Хоу-чжоу Шу (История династии Позднее Чжоу) упоминает, что высшее общество Пэкче с удовольствием читало китайские книги, такие как О-Кюн или "Пять классиков", как это делали Когурё.

В последнем королевстве из Троецарствия – в королевстве Шилла (57 г. до н.э. - 935 г. н.э.) также существовала уникальная образовательная система под названием Хваранг (Цветы молодёжи) для элитной молодёжи аристократического класса, которая посвятила себя моральному, эмоциональному и физическому воспитанию, а также политической и военной подготовке. В своей статье "Корейский даосизм и шаманизм" Чай-Шин Ю (2001) говорит, что "Хваранг" был своего рода образовательным и социальным институтом для молодых людей, которые встречались как группа, чтобы изучать буддийскую, конфуцианскую и даосскую классику, военные техники, и наслаждаться такими видами деятельности, как пение, танцы, игры и посещение гор.<sup>23</sup> Одним из особо примечательных фактов среди вышеперечисленных записей было то, что на ранней стадии института существовал элитный дамский "Хваранг", но в середине VI века продолжалась только мужская группа "Хварангов". С точки зрения истории корейского образования, учитывая обстоятельства существования ограниченного аристократического общества в период Шилла, существование элитного дамского учреждения было очень примечательным событием.

Идеи конфуцианства и буддизма были основными просветительскими идеями "Хваранга", направленными на обеспечение этического руководства народом и создание иерархических авторитетных систем как инструментов

---

<sup>23</sup> Korean Taoism and Shamanism / Chai-Shin Yu. Asian Humanities Press, 2001. 104p.

защиты нации и ее трона. Молодежь "Хваранга" почитала Сесок-Огэ (Пять Светских Заповедей) как основной кредо жизни "Хваранга". Пять заповедей: (1) служить царю с верностью, (2) служить родителям с сыновним благочестием, (3) проявлять верность в дружбе, (4) никогда не отступать в бою и (5) воздерживаться от бессмысленных убийств. Соответственно, в учебной программе "Хваранга" акцент делается на военных аспектах, а не на академических, и основной её функцией является развитие военных навыков и власти. Многие из молодых людей из числа "Хваранга" внесли значительный вклад в объединение Корейского полуострова.

В 4-ом году правления короля Вонсонга (788 г. н.э.) был проведен первый государственный экзамен, названный dokseo-samprumkwa (три градации по чтению), с целью отбора правительственных чиновников путем сдачи экзамена по трем уровням владения китайской классикой. Несмотря на то, что экзамен был смоделирован по системе экзаменов Танг, он имел важное значение как первый национальный экзамен, который стал образцом государственных или общественных экзаменов в Корё и Чосонском королевствах.

Кратко говоря, элитное образование в Троецарствие и Объединенном королевстве Шилла было направлено не только на изучение китайских классиков конфуцианской ориентации с целью установления их аристократических политических и социальных систем, но и на изучение военных искусств, связанных с буддийскими ценностями для защиты своих государств и народов.

Как и Таэхак и Кухак в Троецарствие, в Корё имелись образовательные учреждения для воспитания элиты, руководящей аристократическим обществом, и для сохранения их наследственных политических и экономических привилегий.

В период Корё национальная и местная системы образования были тесно связаны с экзаменами на государственную службу, изначально разработанными в Китае как способ отбора должностных лиц в органы государственного управления. Экзаменационная система была создана в 10-летнем возрасте короля Кванджона (958 г.) и состояла из трех основных типов: Чэсул-ап (Экзамен китайской литературной композиции) касался китайской литературы, Мёнг-кёнг-ап (Экзамен китайской классики) касался конфуцианских канонических произведений, а другие, называемые Чап-ап (Различные экзамены), такие как право, бухгалтерский учёт, каллиграфия, медицина, гадание и геомантия.

В период правления Мунджона (1046-1083 гг.) возросли частные учреждения, которые с уважением относились к политике буддизма и конфуцианства. Чой-Чунг, один из величайших конфуцианских ученых Корё, открыл в столице частную академию как предшественник Двенадцати Ассамблей (Шиби-до) для потомков аристократов. Большинство из тех, кто

создал Шиби-до, были бывшими государственными чиновниками и известными конфуцианскими учеными того времени, которые проводили экзамены в стране. По мере расцвета частных академий государственные школы постепенно сокращались, и большинство аристократов считали, что посещение Шиби-до для их сыновей было большей честью, чем посещение Национальной академии.

Таким образом, хотя национальная академия и местные учреждения существовали в корейский период, большинство школ были открыты только для потомков аристократических семей в качестве инструментов для сохранения их политических, экономических и социальных привилегий. В частности, аристократы рассматривали конфуцианство как ортодоксальную доктрину, которая направляла социальную этику и централизованные бюрократические политические системы. Соответственно, конфуцианство внесло большой вклад в корейское общество и политику через образование. Правители Корё в целом приняли и конфуцианство, и буддизм как доктрины для достижения личного культивирования, физического и духовного спасения, социальной этики и политической систематизации.

Элитное образование в династии Чосон делится на две части: ранний период Чосон (1392-1880 гг.) и поздний период Чосон (1880-1910 гг.). С точки зрения истории корейского образования, конец 19 века стал поворотным периодом, когда традиционные системы образования и элитные образовательные академии были отвергнуты западными миссионерами и японскими политиками.<sup>24</sup>

В отличие от правителей Корё, основатели династии Чосон (1392-1910) приняли нео-конфуцианство как основные принципы национальной политики и этики для социальных и образовательных учреждений. С самого начала королевства его правители делали упор на конфуцианское образование, чтобы обучать гражданских бюрократов, которые могли бы руководить своим народом, и наставлять людей, которые могли бы следовать конфуцианской этике и ценностям. По этой причине правящий класс подавлял буддизм, даосизм и другие традиционные народные верования, в то время как они положительно пропагандировали конфуцианство как основу государственной политики и образования.

Христианские миссионерские учреждения, созданные в конце периода Чосон, внесли большой вклад в развитие современного образования в Корее. В частности, католические миссионеры были пионерами в области образования, которые обучали корейских женщин и мужчин скромного происхождения родному письму, а именно корейскому алфавиту, для понимания христианства до того, как в конце XIX века в Корею прибыли протестантские миссионеры.<sup>25</sup>

<sup>24</sup> Historic Factors Influencing Korean Higher Education / Kibaek Lee. Palais, 2006.

<sup>25</sup> The Korean National Commission for UNESCO (KNCU) / Woo-Jin Cho. Korean Survey, 2000. 13p.

Первую американскую пресвитерианскую миссию открыли доктор и миссис Х.Н.Аллен, прибывшие в Сеул в сентябре 1884 года. Весной следующего года в Корею приземлился преподобный Хорас Г. Андервуд (Вон Ду), опубликовавший первый корейско-английский и англо-корейский словарь. Другие американские и западные миссионеры, в том числе австралийские, английские и канадские, также прибыли в Корею до конца 19 века.

В 1885 году доктор Аллен основал первый западный современный госпиталь под названием Kwanghyewon (Национальный госпиталь), как Мекку медицинского образования в Корее, для обеспечения образования наряду с клинической практикой. Больница получила дальнейшее развитие и стала краеугольным камнем для медицинского колледжа "Северенс Юнион", предшественника нынешнего медицинского колледжа при Йонсейском университете, который был открыт в 1905 году.

В 1886 году госпожа М.Ф. Скрэнтон открыла Методистскую школу для девочек (Инха-хакданг), как первую школу для девушек в Корее, которая превратилась в современный университет Инха для девушек.

В конце XIX века правительство Чосона признало важность западных знаний и образования посредством внешней силы принуждения и внутреннего национального пробуждения. Соответственно, в 1883 году правительство Чосона учредило "Донгмунхак" (Институт английского языка) в качестве первой государственной современной школы в столице. Три года спустя правительство также создало Юкюн-кунгвон (Королевскую школу английского языка) для обучения сыновей аристократического правящего класса английскому языку и другим западным знаниям. Хотя и то, и другое предлагало западное образование для подготовки будущих устных переводчиков или правительственных чиновников, они строго придерживались традиционных конфуцианских образовательных систем и учебных программ.

Таким образом, современные школы в конце периода Чосон, как правило, состояли из трех основных этапов: Западные христианские миссионеры, патриотические националисты и королевское правительство Чосона. Среди этих трех направлений некоторые христианские миссионерские школы поддерживали после школьный уровень современного университета в то время, а некоторые из них после освобождения из Японии в 1945 г. разработали четырех- или шестилетние колледжи или университеты. С другой стороны, большинство местных институтов, включая местные частные и государственные школы, сохранили лишь среднее или профессионально-техническое образование, хотя одна только школа Босонг после освобождения продлевает срок обучения в институте как четырехлетний университет. На практике, до японской аннексии (1910 г.) Кореи, правительство Чосона не могло предоставить высшее образование своему народу из-за японской



политической власти. Поэтому зарождающийся цветок высшего образования в конце периода Чосон не расцвел и был срублен японским мечом.

Как указано выше, многие исторические факторы оказали значительное влияние на развитие корейского высшего образования. Исторически корейская элита образования в традиционный период поддерживала конфуцианскую академическую традицию, которая подчеркивала иерархическую власть, высокоцентрализованную бюрократическую организационную структуру, авторитарное руководство и жесткую конфуцианскую организационную культуру, основанную на конфуцианских ценностях, нормах и обрядах. Эти элементы были переданы нынешнему корейскому высшему образованию как основные факторы, которые стали ключевыми ценностями и нормами в управлении образованием, хотя они были несколько разбавлены недавно принятыми иностранными идеями. Организационная структура в нынешнем корейском высшем образовании, судя по теории Минцберга, поддерживает машинный бюрократизм из-за единообразного контроля со стороны Министерства образования и конфуцианского иерархического авторитаризма. Соответственно, корейские высшие учебные заведения, как государственные, так и частные, утратили разнообразие и автономию в рамках закрытой рациональной системы. Начиная с 1960-х годов, корейское правительство рассматривает высшее образование как средство или связующую силу социально-экономического развития и, следовательно, достигает экономического успеха, как теорию человеческого капитала. С этим успехом политическая ситуация превратилась из военного режима в демократическое правительство. Несмотря на экономические и политические изменения, административная структура образования по-прежнему придерживается традиционной модели власти и иерархии. При вертикально закрытой системе ни колледжи, ни университеты не имеют ни своего характера, ни автономии, ни горизонтальной организационной структуры, ни качественного прогресса. Лидерство как важный компонент управления также является важным вопросом в современном корейском высшем образовании. Как уже упоминалось в предыдущих параграфах, можно предположить, что корейская элита и администраторы высшего образования использовали авторитарное руководство с принудительной и легитимной властью, основанной на конфуцианстве. В современном корейском высшем образовании многие молодые преподаватели, обладающие более современными знаниями в области западной науки и техники, иногда вступают в конфликты со старшими преподавателями или администраторами, обладающими авторитарными взглядами, основанными на конфуцианских принципах, основанных на возрастном рейтинге в доминировании мужчин. Кроме того, преподаватели-мужчины или администраторы часто дискриминируют преподавателей-женщин при



выборе преподавателей или при продвижении по службе. Когда бы ни происходили эти хронические случаи радикальные личности бросали вызов авторитетному руководству, чтобы изменить современную систему власти и обеспечить открытую конкуренцию.

Организационная культура в нынешнем корейском высшем образовании сложна. Характерными чертами организационной культуры являются формальный авторитаризм и традиционный коллективизм, основанный на конфуцианских ценностях и парадигмах, но в корейское общество проникают зарубежные видимые и невидимые идеи, которые оказали огромное влияние на корейское высшее образование. В истории современной Кореи внедрение западной философии и науки неизбежно для корейской модернизации или индустриализации, поскольку корейской традиционной мысли не хватало в западных научных знаниях и логическом мышлении. Традиционные корейские ценности и зарубежные предположения плавно интегрировались и стали основной организационной культурой современного корейского общества и высшего образования. На основе вышеприведенного прогноза было предложено несколько общих подходов к совершенствованию корейского высшего образования и управления образованием:<sup>26</sup>

1) Для преобразования бюрократической организационной структуры бюрократическая и закрытая система политической и административной реальности должна превратиться в неформальную, децентрализованную, естественную или открытую систему, позволяющую подчиненным участвовать в процессе принятия решений.

2) Чтобы изменить организационное поведение, администраторы колледжей или университетов должны разделить власть под демократическим руководством, чтобы создать взаимное доверие и позитивный климат.

3) Для повышения автономии и разнообразия корейского высшего образования необходимо постепенно прекратить или ослабить единый контроль со стороны Министерства образования.

## **I. Религиозные и философские факторы**

В этих главах я попытаюсь исследовать религиозные и философские факторы, исторически влияющие на корейское высшее образование с точки зрения управления образованием. Для изучения и анализа факторов мы рассмотрим некоторые традиционные и адаптированные мысли следующим образом: (1) буддизм в традиционный период (2) конфуцианство в период королевства Чосон, (3) христианство и западная философия в позднем королевстве Чосон, (4) японский империализм в колониальную эпоху, (5)

---

<sup>26</sup> A Study of the Development of Contemporary Korean Higher Education / Jeong-kyu, Lee, 2000. 17p.

американизм в период военного правительства Соединенных Штатов и (б) современная философия.

Как кратко упоминалось в предыдущих частях, буддизм и конфуцианство оказали большое влияние на все аспекты корейской культуры и общества в традиционный период. В этой главе некоторые элементы образования буддизма будут рассмотрены в ходе обсуждения Хваранга и монашеских буддийских школ в трех царствах и периода Объединенного королевства Силла.

Буддизм распространился с материковой части Китая в период Троецарствия и стал средством культурного развития трех государств. Обычно записанной датой первоначального принятия буддизма является 372 год н.э., когда монах Сандо пришел в Когурё из бывшего штата Цинь. Сначала буддизм был принят как культ королевского двора, а затем стал поддерживаться и развиваться королевским домом, поскольку считался подходящим в качестве духовной опоры для новой структуры управления, сосредоточенной на власти престола. Буддийское учение о реинкарнации, основанное на карме (закон причины и следствия), естественно, приветствовалось как догма, признающая привилегированное положение аристократии.

Буддизм, как эзотерическая философская формула, развивался в двух направлениях: Хинаяна или Тхеравада (южный буддизм Шри-Ланки, Бирмы и Таиланда) и Махаяна (северный буддизм Тибета, Китая, Кореи, Японии и т.д.). В первом подчеркивается, что спасение ограничивается меньшим числом людей; во втором подчеркивается, что спасение доступно большему числу людей. Буддизм подчеркивает, что личное влечение (танха) как источник страданий и что преодоление самсары (вечного кармического раунда существования) является единственным способом достижения спасения от цикла рождения и смерти и, в конечном счете, нирваны. В то время монахи-политики считали, что единство веры и дисциплины, поддерживаемые их религией, может политически служить целям государства, и действительно, буддизм давал корейскому народу политическое и этическое руководство.

После объединения Корейского полуострова под властью элиты Шилла, обучавшейся под отрядом Хваранга в 668 году нашей эры, буддизм стал более сложным и изощренным. Буддизм стал популярен среди людей благодаря Вон Хё (617-686), одному из самых выдающихся ученых-монахов и реформаторов Шилла своего времени, и его религиозным усилиям, которые охватили все слои общества. В период Объединенной Шиллы буддизм стал рассматриваться не только как доминирующий религиозный и философский уклад государства, но и как его защитник. Что касается высшего образования, это было связано с буддийскими сутрами и монашескими школами, поддерживающими буддийские религиозные или философские доктрины, которые подчеркивали буддийскую проповедь не

только с целью создания централизованного аристократического государства во главе с правителями, но и с целью распространения национальной религии в качестве защитного буддизма государства.

С образовательной административной точки зрения, монашеские буддийские учреждения твердо придерживаются своей организационной структуры и культуры, а также авторитетного руководства для передачи буддийских традиций. Буддийские учреждения были закрытыми системами, в которых подчеркивалась важность буддийских правил и обрядов с помощью принудительной религиозной силы.

С созданием аристократического общества буддизм стал ключевым институтом в Корё и преуспел в интеграции в буддийское культурное наследие Шилла. Поскольку буддизм как национальная религия был основной социально-политической идеологией Шиллы, королевскому двору Корё необходимо было контролировать буддийские храмы, чтобы поддерживать эффективные институциональные отношения между двором и храмами. Как и Шилла, Корё рассматривал буддизм как религию, защищающую государство. Например, Корё Палман Тэджангкён (Трипитака Кореана) был создан для защиты государства от монгольских нашествий.

С появлением новой династии (Чосонского царства) конфуцианство было принято в качестве государственной религии и философии. Конфуцианские бюрократы Чосона инициировали реформу, направленную на искоренение буддизма, даосизма, гадания и шаманизма, превратив их в ересь.

Конфуцианство было идеальной этико-моральной системой, которая подчеркивает приличия, обряды и церемонии. С религиозной точки зрения, как и буддизм, конфуцианство выполняло социальные функции религии, но без Бога. В истории Кореи до конца эпохи Корё мало что было сделано для контроля конфуцианства, хотя некоторые корейские конфуцианцы действительно критиковали буддизм. Буддизм, как королевский культ или государственная религия, поддерживал наиболее влиятельную социально-политическую власть среди любых идеологий или религий. С другой стороны, конфуцианство доминировало в формальном элитном образовании, распространяя конфуцианские политико-этические ценности среди высших слоев общества.

С самого начала династии Чосон конфуцианство было основной идеологией государства, направленной на то, чтобы культивировать бюрократов для руководства народом и назидания тех, кто мог следовать конфуцианской этике и ценностям. Таким образом, конфуцианство было стандартом, по которому измерялись все вещи. Королевство Чосон как конфуцианское государство создало строго авторитарное бюрократическое общество с помощью формальных конфуцианских институтов и системы Ква-кео. В период Чосон существовали различные государственные и

частные конфуцианские учебные заведения: Таэхак или Сеонгкюнкван (Национальная конфуцианская академия или университет) как высший институт; Обу-хактанг или Охак (Школы с пятью школами) как средние школы; Чонгхак (Королевская школа) в столице; Хянг-кё (местная средняя школа) в провинции; Че-хак (технические или профессиональные школы); Совон (Частная академия); и Соданг (частные начальные школы в деревнях). В 29-м году правления короля Сечжона (1447 г.) названия институтов были изменены на Сабу-хакдан или Са-хак (Четыре школы). Среди этих институтов Сеонгкюнкван как высший национальный институт опередил другие по организационной структуре, учебным планам и функциям Таэхак, Кукхак, Кукчагам или Сеонгкюнкван в периоды Троецарствия и Корё.

Сеонгкюнкван (Национальная конфуцианская академия или университет) был построен в столице (нынешний Кесун) под правлением (1392-1398) короля Тэджо, основателя династии Чосон, по образцу Кукчагама (Национальная академия или университет Корё). Сеонгкюнкван означает Зал Гармонии, символизирующий воспитание уравновешенной личности.

Основываясь на конфуцианских этических принципах, школьная администрация подчеркнула взаимосвязь Трех Уз (Самканг) и Пять кодексов этики или Пять отношений (О-Рюнь) в качестве ключевого принципа школьного обучения: правитель/субъект; отец/сын; муж/жена; старший/молодой; друг/друг. Конфуций утверждает, что цель образования состоит в том, чтобы дать возможность человеку жить хорошей жизнью в обществе и государстве. Конечными политическими доктринами являются: (1) самосовершенствование, (2) регулирование семьи и (3) политическое правление. Чосонскому обществу нужны были добродетельные конфуцианские бюрократы, называемые кунья (люди добродетели или господа) или сеонби (добродетельные конфуцианские ученые), потому что идеального конфуцианского государства можно было достичь с помощью гражданских бюрократов, которые занимались самосовершенствованием и гармонизацией своих семей, таким образом, в качестве главного вероучения политика подчеркивались исправляющие имена (чхон-мюн) и искренность (сеонг).

Студентов в Сеонгкюнкван поощряли практиковать обучение различными методами, такими как чтение, письмо, обсуждение, хвалебные отзывы и экзамены. Кроме того, они участвовали в конфуцианских ритуалах и оказывали почтение конфуцианским мудрецам, которые имели большое значение для конфуцианского образования. Также им была предоставлена значительная автономия для культивирования своего обучения и большая привилегия взять Ква-кео. Например, учащиеся иногда пытались отразить свое мнение в образовательной или национальной политике и протестовали против необоснованного управления образованием. Учащимся разрешалось

проводить внеклассные мероприятия, хотя школьные власти контролировали и надзирали за ними в соответствии со строгими постановлениями и правилами.

Конфуцианская система образования опиралась на Ква-кео (национальные экзамены на государственную гражданскую службу) в качестве одного из основных элементов образования в Чосоне, который был смоделирован по образцу китайской системы гражданских экзаменов. Правители Чосона использовали системы экспертизы для установления своей суверенной власти и сохранения собственных привилегий и интересов. Янбань (правлящий класс) монополизировал экзамены для назначения на гражданские должности. Хотя экзамены были открыты для простолюдинов, они редко получали возможность сдать экзамены, поскольку государственные и частные конфуцианские школы были строго ограничены. Таким образом, экзамены действительно принадлежали Янбану, которые хотели быть конфуцианскими бюрократами.

Примерно за 500 лет правления Чосонского королевства система Ква-кео имела множество поворотов. Тем не менее, система Ква-кео была хребтом образования Чосона и воротами для молодых конфуцианцев, которые хотели быть государственными чиновниками и гордиться своими родословными. Соответственно, не будет преувеличением сказать, что конечной целью образования в период Чосон было прохождение системы Ква-кео и получение официальной должности. Таким образом, Сеонгкюнкван как высшая конфуцианская элитная академия рассматривалась как учебное заведение для подготовки будущих гражданских бюрократов. Так как буддизм и конфуцианство были наиболее значимыми религиозными и философскими факторами, влиявшими на корейское неформальное и формальное элитное образование в традиционный период, то христианство и западная философия были новыми принятыми религиозными и философскими факторами, оказавшими важное влияние на развитие современного корейского образования в поздний период Чосон.

Христианство впервые пришло в Корею в конце XVI века. С введением католической доктрины, западные научные или технические знания приветствовались конфуцианскими литераторами. Ученые Сильхака хотели реформировать монополизированный социально-политический порядок, вызванный несколькими могущественными янганскими семьями, приняв новую религию и научные знания. Кроме того, мыслители Сильхака стремились найти практические пути улучшения мрачной национальной экономической ситуации и найти идеальную модель для своего общества в национальной истории и культуре, а также в древней китайской классике.<sup>27</sup>

---

<sup>27</sup> Historic Factors Influencing Korean Higher Education / Kibaek Lee. Palais, 2006. 236p.



Католицизм бросил вызов и поставил под угрозу существующий конфуцианский социально-политический порядок, в частности, не только Три Узы (Самканг) и Пять Отношений (О -Рюнь) в качестве основной парадигмы для индивидуума, семьи, общества и государства, но и некоторые социальные и этические принципы. Согласно "Аналектам Конфуция", Конфуций сказал, "Пока ты не знаешь жизни, откуда ты можешь знать о смерти?" Эти слова не совпадают с католической доктриной бессмертия души. С другой стороны, согласно Библии: "И вы не должны никого здесь на земле называть "Отцом", потому что у вас есть только один Отец на небесах", то есть Бог есть истина и первородный Отец. В неоконфуцианстве благочестие является требованием человеческого отца, живых родителей и умерших предшественников, в то время как католицизм подчёркивает важность Божественного Отца.

Кроме того, любое оспаривание обрядов предков, которые основывались на основной конфуцианской концепции благочестия, приводил к серьезным социальным и политическим обвинениям. Католическая церковь считала поклонение предкам (Чеса) актом идолопоклонства, запрещенным Богом в Первой Заповеди Ветхого Завета. Согласно вышеупомянутому папскому постановлению 1742 года, корейские католики отрицали участие Чеса, и отказ от наследственных обрядов привел к тюремному заключению или смерти королевским правительством Чосона. Поэтому с 1785 по 1886 год католики несколько раз подвергались официальным преследованиям со стороны конфуцианских правителей и бюрократов Чосона.

В истории корейского христианства корейский католицизм имел некоторые своеобразные особенности: (1) первым подходом к католицизму было интеллектуальное преследование, а не религиозная вера; (2) первичная корейская католическая церковь была создана корейскими мирянами; (3) католицизм сначала привлекал интеллектуалов высшего класса, в основном наминов (южан), а затем распространялся на все уровни корейского общества; (4) корейский католицизм на протяжении 100 лет подвергался жестокому угнетению со стороны правительства Чосон. Династия Чосон назвала католицизм ересью и преследовала его в 1785 году. Несмотря на суровые лишения и преследования со стороны королевского правительства Чосона, корейский католицизм продолжал процветать в течение XIX века, в основном благодаря усилиям корейских католиков, а также французских и китайских миссионеров. Несмотря на такую тенденцию, в конце XIX века рост католицизма в Корее корейских миссионеров противоречил политике правительства Чосона и общественным ценностям, а также придавал особое значение доктрине, ориентированной на Бога.

В истории протестантизма в Корее первые протестантские усилия были предприняты несколькими иностранными миссионерами, начиная с первой трети 19 века. Возможно, первым иностранным протестантом,



ступившим на Корейский полуостров в июне 1883 года, был японский христианин Нагасака, который действовал в качестве агента Национального библейского общества Шотландии в Токио. Основным стимулом для протестантских миссионеров, работающих в Корее, послужили американские агентства. Первым иностранным евангельским агентством, инициировавшим миссионерскую работу в Корее, стал Совет иностранных миссий пресвитерианской церкви в 1884 году. В конце 19 века, когда в Корею прибыли западные миссионеры, Чосонское королевство столкнулось с трудными внутренними и внешними проблемами.<sup>28</sup>

Внутренние политические и социальные движения за модернизацию продвигались прогрессивными реформаторскими силами, но, к сожалению, потерпели неудачу со стороны внутренних консервативных сил и внешней власти. Кроме того, большинство конфуцианских бюрократов по-прежнему проявляли враждебность по отношению к иностранцам и их религии, особенно католицизму. Соответственно, протестантские миссионеры признавали, что прямая евангельская работа для корейского народа трудна или невозможна. Поэтому вместо религиозной миссии они обратились к медицинской и просветительской работе. К счастью, королевский дом Чосон положительно отреагировал на протестантскую миссионерскую работу и предоставил протестантским миссионерам медицинскую и просветительскую деятельность.

Таким образом, некоторые важные факторы, способствовавшие успеху протестантов в поздний период Чосона, можно обозначить следующим образом: (1) королевский двор Чосона благосклонно относился к западным протестантским миссионерам, особенно к американцам; (2) государство проводило политику открытых дверей в зарубежные страны вместо политики изоляции путем репрессивных мер со стороны иностранцев; (3) протестанты стремились к гармонизации с неоконфуцианством и корейской религиозной культурой; (4) христианская этика, такая как эгалитаризм и гуманизм, обратилась к корейскому населению, знакомому с конфуцианством, в частности, к христианскому гуманизму, основанному на человеческих доктринах любви/насилия (в китайском диалекте *jen*), поклонении Богу/богобоязненным предкам, а также к Божьему року/Райскому пути; (5) западные научные знания и институциональная работа рассматривались как средство корейской модернизации и самообеспеченности корейского народа, имеющего реформаторские и патриотические идеи; и (6) благодаря преданным усилиям корейских христиан, конечным фактором были верные взгляды миссионеров и невийские методы, которые подчеркивали самообеспечение, самопропаганду, самоуправление и независимость Церкви.

---

<sup>28</sup> A New History of Korea / Kibaek Lee. Palais, 2005. 141p.

Протестантские миссионеры использовали медицинскую и просветительскую работу как инструмент продвижения евангелизма. Они признали, что корейское население страдает от нищеты и что оно испытывает сильное рвение к образованию. В период Чосон образование было на практике монополизировано Янгбаном (правлящим классом). В отличие от католического метода, который опирался в основном на руководство Папы Римского, протестантские миссионеры использовали метод Невизма для евангелизации корейского народа.

Наряду с медицинской работой, миссионерское образование было одним из важнейших факторов, способствующих успеху христианства. Образование христианских миссионеров открыло двери для распространения христианства и западной философии. В истории христианства в Корее римско-католические миссионеры были пионерами в области образования, которые преподавали корейское письмо, а именно корейский алфавит, коренным женщинам и мужчинам скромного происхождения для понимания католических учений еще до того, как протестантские миссионеры высадились на Корейском полуострове в конце XIX века.<sup>29</sup>

В 1885 году в Корее была открыта католическая семинария, которая в 1887 году переехала в столицу. Она была единственным христианским высшим учебным заведением, воспитывавшим корейских католических священников в 1880-х годах. Несмотря на то, что католицизм был создан в Корее в начале 100 лет до протестантизма, католические миссионеры не использовали образование как евангельское средство. В отличие от католических миссионеров, протестантские миссионеры рассматривали образование как способ посеять семя христианства в Корее. Прибыв в Корею, они открыли институциональные миссии или медицинскую и образовательную работу.

В 1885 году доктор Аллен основал первую современную западную больницу, а именно Кванхе-Вон, как Мекку медицинского образования в Корее. Больница Кванхе-Вон получила дальнейшее развитие и стала краеугольным камнем медицинского колледжа Северанс Юнион, который был основан доктором О. Р. Эвисоном в 1905 году. Основатель моделировал эту школу на американских медицинских колледжах и преподавал западную медицину корейским студентам. Первый класс врачей закончил в 1908 году. В конце 1890-х годов, хотя некоторые реформаторские представители корейской интеллигенции настаивали на равенстве полов и необходимости государственного образования для женщин, конфуцианское общество Чосон по-прежнему придерживалось традиционных конфуцианских концепций, таких как дискриминация по признаку пола, основанная на

---

<sup>29</sup> The Korean National Commission for UNESCO / Kwangho Kim. KNCU, 2009. 13p.

философии о преобладании мужчины над женщиной. Таким образом, наем женщин-студенток был нелегким.

С открытием медицинского колледжа многие другие протестантские миссионеры основали другие христианские колледжи и семинарии. В 1886 году гопожа М. Ф. Скрэнтон открыла первую школу для девочек или женщин в Корее, которая в 1910 году открыла женский колледж Ихва с пятнадцатью ученицами. Хотя школа начиналась с одной ученицы скромного происхождения, она была полезна не только для эмансипации корейских женщин, чьи права человека и достоинства были растоптаны доминирующими конфуцианскими нормами и ценностями, но и для того, чтобы дать женщинам ценный шанс познать гендерное равенство и человеческую свободу через современное образование.

В период Чосонского царства задача женщин ограничивалась рождением детей, особенно сыновей, в целях сохранения семейного кровного родства и ведения домашнего хозяйства. Соответственно, в период Чосон корейские женщины не имели возможности пользоваться своими личными правами и получать государственное образование. Другие протестантские миссионеры также насаждали христианский гуманизм и научные знания через христианские институты. В частности, преподаватели миссионерской работы в женском колледже Ихва считали, что женщинам должно предоставляться высшее образование, с тем чтобы они могли на равных конкурировать с мужчинами. В частности, преподаватели миссионерской работы в женском колледже Ихва считали, что женщинам должно предоставляться высшее образование, с тем чтобы они могли на равных конкурировать с мужчинами. Преподаватели христианских миссионеров, в том числе преподаватели Ихва, подчеркивали, как религиозные, так и либеральные взгляды, которые поощряли образованного гражданина, преданного христианству и Корее. Таким образом, они преподавали не только Библию и английский язык, но и гуманитарные (как традиционные, так и современные) науки, естественные науки и другие практические предметы.

Таким образом, христианская миссионерская работа в Корее оказала большое влияние на развитие корейского образования, в том числе и на управление высшим образованием: (1) насаждение христианства, (2) признание важности западных практических и научных знаний, (3) открытие демократического и женского образования, (4) введение западной институциональной административной системы, а также учебной программы и обучения, (5) преподавание духа независимости и уверенности в себе, (6) начало образования на родном языке, и (7) представление западной философии, такой как христианский гуманизм, пуританизм, эгалитаризм, демократия, утилитаризм и прагматизм.

Для изучения влияния японских националистических настроений на корейское высшее образование будет рассмотрен синтоизм как

национальная вера или культ Японии. Далее мы попытаемся исследовать японскую образовательную политику и управление с точки зрения японского имперского высшего образования, включая колониальный имперский университет в Корее. В следующих главах мы рассмотрим, как положительные, так и отрицательные влияния.

Древняя Япония имела тесные политические, экономические и культурные связи со старой Кореей. Отношения с Японией на раннем этапе развивались главным образом через Корею, в частности через Пэкче, который являлся культурным посредником между Китаем и Японией. Двумя крупнейшими ранними вкладами Кореи в Японию были передача не только китайской письменности и литературы, но и Буддизма. В историческом развитии японской религии и национальной философии Синтоизм, натуралистическая национальная религия японцев или культ государства, неотделим от Буддизма, Конфуцианства и других континентальных влияний. Истоки Синтоизма очень противоречивы. Некоторые корейские историки утверждают, что доминирующей религией в Корее до введения Буддизма и Конфуцианства был Шаманизм. Этот Шаманизм, похоже, был принесен в Японию теми, кто мигрировал из Кореи.

Японские империалисты, воссозданные с синтоизмом, который смешивался с буддизмом, конфуцианством и другими континентальными азиатскими религиозными ингредиентами, возмущали корейский народ духовно и физически на протяжении примерно полувека. 29 августа 1910г. королевское правительство Чосона опозорило свой народ и нацию из-за неэффективности и агрессивной политической и экономической мощи Японии. После оккупации Корейского полуострова японские империалисты установили политику управления, направленную на то, чтобы позволить корейцам иметь возможности и личности, как лояльным гражданам ее империализма. Для достижения этой цели они рассматривали образование в качестве важнейшего инструмента для реализации своей политической программы. Таким образом, японские империалисты пытались разработать новые образовательные системы и административные структуры, подходящие для осуществления их колониальной политики.

После японской аннексии в 1910 году, Образовательное бюро при Управлении внутренних дел в правительстве Чосона стало одним из главных органов управления образованием. Бюро по вопросам образования состояло из секции по вопросам образования, редакционной секции, религиозной секции и школьной инспекции, в то время как в провинциях секция по вопросам образования входит в состав Департамента внутренних дел, а также имеет в своем составе сотрудников школ-инспекторов. Начальник Бюро по вопросам образования контролировался и курировался директором внутренних дел, который отвечал за всю систему образования Кореи. Управление образованием, осуществлявшееся в соответствии с японским законодательством, было в высшей степени централизовано в

Департаменте внутренних дел и Бюро по вопросам образования, и в силу своей принудительной силы в организационной иерархии находилось под руководством и надзором этих подразделений. Бюро по вопросам образования при Министерстве внутренних дел взяло на себя ответственность за большинство аспектов всей школьной системы, включая миссии и цели, учебные термины, учебные программы, квалификацию преподавательского состава, управление персоналом, налоговый обзор, выделение средств, инспекцию учебных заведений и т.д. В частности, административный контроль по вопросам образования, начиная с разработки политики и заканчивая ликвидацией системы образования, созданием школ и утверждением, составлением и цензурой учебников, выдачей аттестатов педагогических работников и управлением кадрами педагогических кадров, формированием и утверждением бюджета образования, а также управлением стипендиями, также осуществлялся под руководством Генерального правительства Чосона.

При японском правлении принцип колониального образования основывался на "Предписании Мэйдзи об образовании", целью которого была ассимиляция или воспитание имперских или лояльных граждан. Это Предписание являлось прямым выражением японских схем: (1) заставить корейский народ быть послушным японским империалистам, (2) укоренить национальный дух корейцев, (3) заставить народ отстать от мировой цивилизации и (4) в конечном итоге ассимилировать народ, чтобы стать лояльными японскими гражданами.<sup>30</sup>

Организационная структура японских имперских университетов поддерживала высокоцентрализованную закрытую формальную систему, основанную на синто-конфуцианских ценностях и нормах. Кроме того, "Предписание Мэйдзи" являлся образцом синто-конфуцианского образовательного плана и семенем институциональной культуры в колониальных высших учебных заведениях. Поэтому влияние японского империализма на организационную культуру в колониальном корейском высшем образовании было направлено на поддержание синто-конфуцианских ритуалов и парадигм: (1) акцент на лояльности и благочестии, (2) акцент на империализме, (3) почтение к правителям, учителям, родителям и пожилым людям, и (4) синтоистское и японское поклонение королевской семье. Эти нормы использовались в качестве инструментов политики ассимиляции японского народа и ослабления корейского национального духа.

Таким образом, в период японского колониального периода (1910-1945 гг.) японские имперские власти предоставили некоторым корейцам возможность получить высшее образование для подготовки про японской элиты, которая могла бы поддерживать ее империализм или милитаризм.

---

<sup>30</sup> The Korean National Commission for UNESCO / Kwangho Kim. KNCU, 2009. 13p.



Несмотря на такую нежелательную колониальную политику, наследие японского колониализма сформировало характер современных корейских университетов и оставило как положительные, так и отрицательные последствия для корейского высшего образования.

В позитивном плане японское колониальное правительство создало западные высшие учебные заведения, практиковало государственное образование для многих корейцев, независимо от их социального статуса и пола, ввело западное техническое и профессиональное обучение через общие институты высшего или коллегияльного уровня, оставило учебные заведения и здания, передало административные системы и практику, а также жесткую и авторитетную академическую культуру, составляющую неотъемлемую часть корейского высшего образования.

В отрицательном плане, японские колониальные власти рассматривали высшее образование как инструмент формирования про японской элиты, способной проводить японскую колониальную политику и японский империализм; они упразднили Конфуцианскую Национальную Академию, который хранили корейские академические традиции; корейские высшие учебные заведения в период японской колониальной эпохи потеряли возможность насаждать западные модели, подходящие для нужд корейцев, в связи с образовательной политикой японских империалистов; некоторые корейские интеллектуалы, учившиеся в колониальном имперском университете, стали про японскими коллаборационистами.

Как обсуждалось в предыдущей главе, японские колониальные власти использовали синто-конфуцианскую идеологию как средство японской имперской политики для продвижения своего ультранационализма и милитаризма среди колониальных народов, включая корейцев. После поражения Японии 15 августа 1945 года военные силы США высадились на Корейском полуострове, вооруженные собственной идеологией: Американизмом.

В конце 1945 - начале 1946 года, подобно японскому колониальному империализму, американские военные власти политически угнетали многих корейцев, желавших независимости от иностранных держав. Корейские интеллектуалы и националисты были разделены на правое и левое крыло идеологиями, а именно демократией и коммунизмом.

Прежде чем приступить к осуществлению нового плана в области образования, 29 сентября 1945 года военное правительство Кореи провозгласило указ № 6 о возобновлении работы всех ранее существовавших учебных заведений. Примерно через два месяца для создания новых образовательных систем и философии, а также для стирания остатков японского колониального образования военное правительство организовало Национальный комитет по планированию образования, в



состав которого вошли 80 представителей корейской интеллигенции и 10 американских офицеров. Первая встреча состоялась 23 ноября 1945 года.

В контексте корейского высшего образования, как результат усилий Национального Комитета по Планированию Образования, 22 августа 1946 года военный губернатор принял Указ 102, который предусматривал создание Сеульского Национального Университета (бывший Императорский Университет Кейдзё), с 11 входящими в его состав колледжами и одной аспирантурой. В корейской истории, поскольку высшие национальные учреждения были монополизированы аристократическим или привилегированным народом, создание Сеульского национального университета оставило большое образовательное достижение, которое позволило населению быть на равных допущенным в национальный университет благодаря справедливым вступительным экзаменам.

Несмотря на увеличение числа высших учебных заведений, военным властям было нелегко насаждать американские демократические образовательные идеи, администрацию, организационные системы, учебные программы и т.д. в высшем образовании из-за глубоко укоренившихся конфуцианских традиций и остатков японского колониализма. Например, методом приема были вступительные экзамены, которые основывались на системе Ква-кео (национальные экзамены на государственную гражданскую службу). Кроме того, в стиле преподавания преподавательский состав по-прежнему придерживался монологического общения, основанного на конфуцианском стиле преподавания, а именно: Канг-кюн (чтение). Более того, после Освобождения (1945 г.) корейские администраторы образования все еще проявляли авторитарные взгляды, связанные либо с конфуцианским, либо с синто-конфуцианским авторитаризмом.<sup>31</sup>

Американские солдаты-педагоги предпочитали открытую рациональную систему закрытой формальной системе. При такой системе они посеяли демократическое семя, которое появилось в американской культуре на неблагоприятной синто-конфуцианской земле. При американском военном правлении организационная культура в корейских высших учебных заведениях зарождалась в американизме, включая демократическую идеологию и либеральные ценности. Кроме того, американский утилитаризм, протестантизм и прагматизм были важными факторами организационной культуры в корейском высшем образовании.

В течение трех лет военного правления США, американские военные преподаватели, вооруженные американизмом, внесли свой вклад в (1) искоренение остатков японского колониального образования, (2) создание семени американского демократического образования в школьных

системах, администрации, учебных программах и обучении, (3) обучение корейцев западным практическим знаниям и научным навыкам, (4) практиковать корейское образование для корейского народа, назначив многих представителей корейской интеллигенции, которые приняли участие в новом образовательном плане в рамках руководства и помощи военного правительства США, (5) предоставление возможности изучать американские идеи и культуру прямо и косвенно под руководством американского народа или в американских колледжах и университетах, и (6) увеличение числа студентов высших учебных заведений и институтов, а также предоставление корейскому народу равных возможностей для поступления в колледжи и университеты.

С другой стороны, военное правительство США недостаточно подготовилось к реформе образования, и многие американские администраторы образования плохо понимали корейский народ и культуру. Военное правительство использовало образование в качестве основного средства демократизации и американизации корейского народа. Однако, что касается влияния военного правительства на корейское образование, то критическая сторона была проигнорирована, поскольку позитивные дела, сделанные США, были больше, чем негативные.

После военного переворота 16 мая 1961 года новое корейское правительство глубоко осознало необходимость проведения образовательной реформы в целях установления национальной самобытности и модернизации страны. Уделяя особое внимание традиционным культурным ценностям и национальной самобытности, правительство также сделало акцент на практических знаниях и навыках, необходимых для развития как личности, так и нации. 5 декабря 1968 года была провозглашена Хартия национального образования в качестве руководящего принципа в области корейского образования.<sup>32</sup>

Как указано в этой Хартии, корейское образование в конце 1960-х - 1970-х годов создало новые учебные программы и методы для восстановления национального духа и проведения образовательной реформы. В течение двух десятилетий между освобождением и концом 1960-х годов качественное улучшение высшего образования практически игнорировалось, хотя быстрое расширение высшего образования объяснялось сильным желанием корейского народа.

Высшее образование было движущей силой корейской модернизации. В частности, важную роль в индустриализации Кореи сыграло научно-техническое образование. В этом смысле, многие инженерные колледжи были призваны укреплять специализированное образование, необходимое для национальной политики и регионального развития. В период между

---

<sup>32</sup> The Ministry of Education of the Republic of Korea. Handbook of Educational Statistics, 2000.

1965 и 1975 годами число студентов, получающих высшее образование, увеличилось со 141 626 до 238 719 человек.<sup>33</sup>

С 1975 г. по настоящее время расширение высшего образования было неизбежно, так как стремительно развивающаяся корейская экономика требовала более высокого уровня развития человеческих ресурсов для улучшения высокого качества труда за счет повышения уровня научных знаний и технических навыков.

В Конституции Республики Корея, провозглашенной 17 июля 1948 года, утверждается, что она выступает за демократическое и независимое государство через демократическое образование и гарантирует равные возможности для получения образования. Министерство образования является центральным органом, отвечающим за выполнение конституционных полномочий в области образования, проводит политику в области образования и науки, принимает меры по осуществлению политики и нормативных актов, публикует и утверждает учебники, направляет и координирует деятельность подведомственных учреждений по разработке и осуществлению политики и, наконец, контролирует и поддерживает учебные заведения и учреждения.

Что касается систем образования, Закон о базовом образовании предусматривает ступенчатую систему образования 6-3-3-4: начальная школа (с первого по шестой классы), младшая средняя школа (с седьмого по девятый классы), старшая средняя школа (с десятого по двенадцатый классы), и двух-трехлетний начальный колледж, четырех-шестилетний колледж и университет. В соответствии с Конституцией начальная школа обеспечивает обязательное начальное образование для детей в возрасте от шести до одиннадцати лет; младшая средняя школа дает трехлетнее среднее образование для учащихся в возрасте от двенадцати до четырнадцати лет; старшая высшая школа дает трехлетнее среднее образование для учащихся в возрасте от пятнадцати до семнадцати лет. Выпускники старших классов могут поступить в один из любых коллегияльных институтов после успешной сдачи вступительных экзаменов.

На современное корейское высшее образование повлияли традиционные мысли и адаптированные идеи или системы.

Во-первых, нынешняя образовательная система, 6-3-3-4 ступенчатая, была заимствована из американской системы образования, но корейская система добавляет двойную школьную систему к демократической единой системе. Система двойной школы не дает равных шансов всем, независимо от их политико-экономического статуса.

Во-вторых, несмотря на то, что нынешняя административная структура в корейском высшем образовании построена по образцу американских коллегияльных институтов, используется

---

<sup>33</sup> Korean Education. / Kim, J. KEDI Institute Press, 2001. 611p.

высокоцентрализованная и формализованная японская система, принятая как из французских, так и из немецких идей, а не американская демократическая или административная система. В сравнительной перспективе корейское высшее образование сохраняет высокоцентрализованную институциональную иерархию в рамках системы "сверху вниз", в то время как американское высшее образование имеет относительно децентрализованную институциональную иерархию в рамках системы советов факультетов. Министерство образования Кореи предлагает координационный центр для формулирования групповых интересов, в отличие от дисперсной точки контроля, присущей американской структуре высшего образования.

В-третьих, многие администраторы колледжей или университетов в Корее обычно подчеркивают не только традиционные ценности и нормы, но и иерархический порядок и авторитет. Другими словами, они обычно используют авторитарное руководство, которое проистекает из конфуцианства или синто-конфуцианства, и редко или никогда не допускаются к участию и обсуждению в принятии решений. Фактически, корейский народ практически является конфуцианским, независимо от принадлежности к определенным религиозным конфессиям.<sup>34</sup>

## II. Заключение

Синтезируя вышеизложенные примеры, конфуцианство, синто-конфуцианство и американские идеи в основном доминируют в современном корейском высшем образовании с точки зрения организационной структуры, культуры и лидерства, в то время как буддизм едва ли систематически и административно повлияло на корейское высшее образование. В истории современного корейского образования, высшее образование быстро развивалось благодаря индустриализации, которую поддерживало корейское правительство с конца 1960-х годов. Соответственно, после школьное образование стало средством достижения социально-политического развития под единым контролем корейского правительства и утратило свое разнообразие и автономию. Фактически, многие оригинальные христианские миссионерские институты, а также другие частные учреждения потеряли свои собственные характеристики и миссию. Тем не менее, высшее образование способствовало огромным экономическим успехам Кореи.

Несмотря на то, что конфуцианство способствовало "экономическому чуду" в Корее, традиционные корейские этические ценности и нормы, основанные на конфуцианстве, буддизме, даосизме и других местных религиозных и философских идеях, постепенно снижаются, в то время как

---

<sup>34</sup> Korean Higher Education: Its Development, Aspects and Prospect / John C. Weidman, Namgi Park. KCUE, 2002.

материализм и утилитаризм, основанные на западных идеях, в целом увеличиваются.

Таким образом, христианство и западная философия, особенно американские идеи, которые изменили корейский народ и образование, привели к большим экономическим и образовательным достижениям. В частности, американская демократия и научные подходы помогли достичь экономических успехов и расширить высшее образование как в количественном, так и в качественном отношении. С другой стороны, западные идеи также оказали негативное влияние на корейское общество и высшее образование. Маммонизм и эгоистический индивидуализм широко распространены и угрожают традиционным корейским этическим ценностям и нормам. Кроме того, высшее образование деградирует как инструмент реализации социально-экономических желаний индивидуума, а также как средство развития национальной экономики под именами индустриализации и демократизации. Таким образом, нынешнее высшее образование идет вразрез не только с гуманитарной конфуцианской или буддийской традицией, но и с христианским гуманитарным духом под именами капитализма и науки.

В заключение следует отметить, что современное корейское высшее образование представляет собой смесь традиционной и привитой религиозно-философской мысли, хотя, как правило, оно имеет жесткую организационную структуру и культуру, затронутую традиционными ценностями.

#### **Использованные источники:**

1. Historic factors influencing Korean higher education. Korean Studies series No.17 / Jeong-kyu, Lee. Jimoondang International, 2000.
2. Korean Taoism and Shamanism / Chai-Shin Yu. Asian Humanities Press, 2001.
3. Historic Factors Influencing Korean Higher Education / Kibaek Lee. Palais, 2006.
4. The Korean National Commission for UNESCO (KNCU) / Woo-Jin Cho. Korean Survey, 2000.
5. A Study of the Development of Contemporary Korean Higher Education / Jeong-kyu, Lee, 2000.
6. A New History of Korea / Kibaek Lee. Palais, 2005.
7. The Korean National Commission for UNESCO / Kwangho Kim. KNCU, 2009.
8. The Ministry of Education of the Republic of Korea. Handbook of Educational Statistics, 2000.
9. Korean Education. / Kim, J. KEDI Institute Press, 2001.
10. Korean Higher Education: Its Development, Aspects and Prospect / John C. Weidman, Namgi Park. KCUE, 2002.

*Акабиров Л.И.*  
*научный соискатель*  
*Бухарский Инженерно-технологический институт*  
*Узбекистан, г. Бухара*  
*Гафуров К.Х., кандидат технических наук*  
*доцент*  
*Бухарский Инженерно-технологический институт*  
*Узбекистан, г. Бухара*  
*Мажидов К.Х., доктор технических наук*  
*профессор*  
*Бухарский Инженерно-технологический институт*  
*Узбекистан, г. Бухара*

## **ИССЛЕДОВАНИЕ ФИЗИКО-ХИМИЧЕСКОЙ ХАРАКТЕРИСТИКИ МЕСТНЫХ СОРТОВ ТЫКВЫ**

*Аннотация:* В работе исследовано физико-химическая характеристике местных сортов плодов тыквы. В качестве объектов исследования были выбраны следующие местные сорта тыквы: палов каду, мускатная, столовая зимняя, кашгарская. Определено среднее содержание массовой доли сухих веществ в образцах тыквы. Сухие вещества образцов тыквы содержит относительно большое количество инвертного сахара и крахмала. Для анализа и оценки физико-химической характеристики тыквы использованы современные методы исследования. Определено среднее содержание массовой доли сухих веществ в исследованных сортах тыквы.

*Ключевые слова:* тыква, показатели качества химический состав инвертный сахар, крахмал, использование.

*Akabirov L.I.*  
*Scientific applicant*  
*Bukhara Engineering Technological Institute*  
*Uzbekistan, Bukhara*  
*Gafurov K.Kh., Candidate of Technical Sciences*  
*Associate Professor*  
*Bukhara Engineering Technological Institute*  
*Uzbekistan, Bukhara*  
*Majidov K.H., Doctor of Technical Sciences*  
*Professor*  
*Bukhara Engineering Technological Institute*  
*Uzbekistan, Bukhara*



## RESEARCH OF PHYSICO-CHEMICAL CHARACTERISTICS OF LOCAL VARIETIES OF PUMPKIN

*Abstract: The paper investigates the physical and chemical characteristics of local varieties of pumpkin fruits. The following local pumpkin varieties were selected as objects of research: palov kadu, nutmeg, winter table, Kashgar. The average content of the mass fraction of dry substances in pumpkin samples was determined. Pumpkin sample solids contain relatively large amounts of invert sugar and starch. Modern research methods were used to analyze and assess the physicochemical characteristics of pumpkin. The average content of the mass fraction of dry substances in the studied pumpkin varieties was determined.*

*Key words: pumpkin, quality indicators, chemical composition, invert sugar, starch, use.*

**Введение.** Тыква – самый древний плод [1-3]. Тыквы использовались как овощи в незрелом и зрелом виде, их варили, тушили, жарили; готовили из них питательные, богатые крахмалом и сахаром разнообразнейшие кушанья [4-6]. Ценные семена тыквы использовались в питании, для получения масла (тыква масличная), при изготовлении кондитерских изделий [7-10].

В последнее время в Узбекистане возделывают различные сорта тыквы. В связи с этим изучение особенностей физико-химической характеристики местных сортов тыквы представляет научный и практический интерес.

С учетом этого произведена оценка характеристике тыквы.

Узбекистан является крупным производителем сельскохозяйственных продуктов. Объем производства плодов и овощей составляет более 10 млн. т в год, при этом подвергается переработке традиционным и промышленным способами лишь 15-18% плодов, 10% овощей и 23 % винограда от всего объема выращенного урожая.

Составные богатство плодовоовощных и фруктовых продуктов это их углеводы (сахара, крахмалы), органические кислоты и их соли, ароматические и красящие компоненты, витамины и минеральные вещества.

Особенность химического состава сельскохозяйственных продуктов обусловлено климатическими условиями Узбекистана. Поэтому наша готовая пищевая продукция очень оценивается мировой рынком.

В химический состав плодов тыквы входят углеводы, сахара, крахмал, целлюлоза, гемицеллюлозы, пектиновые вещества, органические кислоты и другие важные вещества.

Основные элементы, определяющие питательную и биологически активную ценность плодов и – углеводы, белки и другие азотистые

вещества, органические кислоты, дубильные и красящие вещества, витамины и минеральные вещества.

На сегодняшний день насчитывается несколько десятков сортов тыквы. Такие виды, как Арабатский, Гилея, Ждана, Лель, Миндальный 35, Мозолеевский 15, Новинка, Полевичка, Славута, Украинский многоплодный, Херсонский относятся к среднеспелым сортам.

Полезные свойства плодов тыквы не только в ее мякоти, но и в тыквенных семечках. Они содержат высококачественного пищевого масла (от 32 до 52 процентов). Тыквенные семечки не только вкусны, но и питательны, т.к. содержат до 28 % белка, а кроме того обладают лекарственными свойствами.

Сок тыквы – прекрасный антиоксидант, богатый витаминами, минералами, аминокислотами.

К общим показателям качества плодов тыквы относят внешний вид, размер и допускаемые отклонения по размерам и качеству. Специфическими показателями качества плодов считают зрелость или спелость, внутреннее строение вкуса, плотность, недоразвитость или зрелость семян и некоторые другие. При оценке качества свежих плодов химические показатели не учитывают. Особое внимание обращается на внешний вид и величину плодов. Внешний вид включает следующие свойства и овощей: форму, окраску, зрелость, свежесть, целостность, загрязненность, механическую и сельскохозяйственными вредителями.

Форма должна быть типичной для каждого хозяйственно-ботанического, помологического, ампелографического сорта. Не допускаются плоды уродливой формы. Окраска обуславливает достоинства внешнего вида и зрелость плодов. Различается основную и покровную окраску. Основная окраска может быть зеленой, желтой, оранжевой, а покровная – красной и фиолетовой. Наиболее высоко ценится ярко окрашенные плоды. Со зрелостью связаны также внутреннее строение, химический состав, потребительские достоинства и сохраняемость плодов. Плоды должны быть однородными по степени зрелости, но не зелеными и недозревшими. Все плоды должны быть свежими, сочными.

**Цель работы** направлена на изучение физико-химической характеристики некоторых местных сортов тыквы.

**Объекты исследования.** В качестве объектов исследования были выбраны следующие местные сорта тыквы:

- палов каду;
- мускатная;
- столовая зимняя;
- кашгарская.

**Методы исследования.** Для анализа и оценки физико-химической характеристики тыквы использованы современные методы исследования [11-12].

**Результаты и обсуждение.** Определено среднее содержание массовой доли сухих веществ в исследованных сортах тыквы. Результаты приведены в табл.1.

Таблица 1

Средняя массовая доля сухих веществ в образцах тыквы.

Сорт	Массовая доля. %			
	Сухие вещества	сахара	Витамина, С	Каротин
Палов каду	10,0	5...7	0,011	0,01—0,035
Мускатная	10,0	5...7	0,009	-
Столовая зимняя	17,0	12,0	0,023	0,004...0,01
Кашгарская	9,0	4...6	0,01	0,002...0,0025

Данные табл.1. свидетельствуют о том что, столовые зимние сорта тыквы характеризуется высоким содержанием сухих веществ и сахаров.

Исследованные сорта тыквы подвергнуты изучению химического состава табл.2.

Таблица 2

Химический состав разных сортов тыквы

Сорта тыквы	Сухие вещества, %	Общий сахар, %	Инвертный сахар, %	Клетчатка, %	Крахмаль, %	Пектин растворимый, %	Пектин не растворимый, %	Кислотность общая, %	рН	Витамины, мг, %	
										С	Каротин
Палов-Каду	6,8	4,11	2,13	0,78	0,92	0,78	0,52	0,040	7,32	2,02	2,95
Мускатная	7,5	5,73	2,23	0,90	0,24	0,49	0,41	0,030	7,86	3,74	12,48
Столовая зимняя Л.	12,9	7,70	4,35	0,60	3,44	0,94	0,81	0,054	7,50	3,43	3,44
Кашгарская-1644	6,0	3,70	1,90	0,68	0,074	0,37	0,72	0,038	6,68	2,64	2,40

Результаты табл.2. показывают что, столовая зимняя сорта тыквы содержит относительно большое количество инвертного сахара и крахмала, пектиновых веществ и витаминов. Эти характеристики такого сорта тыквы важны при её использование в технологии и получения консервированных продуктов и порошков.

**Заключение:** Местных сорта тыквы характеризуются высоким содержанием сухих веществ, инвертного сахара и крахмала.

**Использованные источники:**

1. Грачев Ю.П. Математические методы планирования экспериментов. – М.: Наука, 2005.-296 с.
2. Пенто В.Б., Изотова А.И., Голод Б.И., Дубилей С.Ф. «Витаминные порошки из плодоовощного сырья» Достижения науки и техники. АПК №7, 1990 –С.41.
3. А.с. 2115348 Р.Ф., МПК А23Р1/14, А23Р1/16. Способ сушки плодоовощного сырья /О.Г. Комяков, О.И. Квасенков, В.Ф. Добровольский.- №97108249/13.Заявлено 1997.05.19; Оpubл. 1998.07.20.
4. А.с. 2129398 Р.Ф., МПК А23Б3/54. Способ сушки биологического сырья/О.И. Квасенков, В.Б. Пенто, В.А. Ломачинский, Э.С. Гореньков. № 98100504/13. Заявлено 1998.01.14; Оpubл. 1999.04.27.
5. Анисимова К.В Сохранение урожая круглый год / К.В. Анисимова, В.В. Касаткин И.Г. Поспелова // Картофель и овощи.- №8. 2007 - С. 16.
6. Ильина С.А. Экспериментальное определение коэффициента температуропроводности овощей / С.А. Ильина // Автореф. канд. дисс. - Астрахань. 2006. – 22 с.
7. Камовников Б.П. Атмосферная сублимационная сушка пищевых продуктов / Б.П. Камовников, А.В.Антипов, Г.В.Семенов и др. - М.:Колос,1994. -253 с.
8. Поморцева Т.П. Технология хранения и переработки плодоовощной продукции / Т.И. Поморцева. -М.: ИРПО Проф. Обр. Издат., 2001. -136с.
9. Рогов И.А Консервирование пищевых продуктов холодом / И. А.Рогов, В. Е. Кулакова, В. И. Фролов. М.: Колос, 1998. - 158с.

## **ИСПОЛЬЗОВАНИЕ СОВРЕМЕННЫХ ТЕХНОЛОГИЙ В ПРОЦЕССЕ ДИСТАНЦИОННОГО ОБУЧЕНИЯ СТУДЕНТОВ**

*Аннотация: В данной статье рассматриваются особенности организации дистанционного образования, формы дистанционного взаимодействия преподавателя и студента в образовательной среде Moodle*

*Ключевые слова: Дистанционное обучение, современные технологии, процесс обучения, студент, система Moodle*

*Akbaeva X.B.  
Senior lecturer  
TFI*

## **USE OF MODERN TECHNOLOGIES IN THE PROCESS OF DISTANCE LEARNING OF STUDENTS**

*Annotation: This article examines the features of the organization of distance education, the form of distance interaction between a teacher and a student in the educational environment Moodle*

*Key words: Distance learning, modern technologies, learning process, student, Moodle system*

Перемены, происходящие в современном обществе, требуют ускоренного совершенствования образовательного пространства, определения целей образования, учитывающих государственные, социальные и личностные потребности и интересы. В связи с этим приоритетным направлением становится обеспечение внедрения положений и рекомендаций новых образовательных стандартов. На современном этапе важным условием становится не передача большого количества конкретных предметных знаний в рамках отдельных дисциплин, а формирование таких универсальных способов действий, которые помогут обучающимся развиваться и самосовершенствоваться в непрерывно меняющемся обществе путем сознательного и активного присвоения нового социального опыта.

Процессы информатизации современного общества и всех форм образовательной деятельности характеризуются процессами совершенствования и массового распространения современных

информационно-коммуникационных технологий (ИКТ). Такие технологии активно применяются для передачи информации и обеспечения взаимодействия преподавателя и обучаемого в современных системах дистанционного образования.

ДО - это форма получения образования, представляющая собой систему обучения, которая предполагает наличие в ней единства двух этапов: этапа проектирования, т. е. разработки компонентов (целей, содержания, организационных форм, средств, методов, приемов и др.), и этапа обучения, на котором осуществляется взаимодействия учителя и учащегося в совместной познавательной деятельности, а также учащихся между собой.

С другой стороны, можно представить технологию ДО, как новую, специфичную форму обучения, несколько отличную от привычных форм очного или заочного обучения. Она предполагает иные организационные формы обучения, средства, методы, иную форму взаимодействия учителя и учащихся, учащихся между собой. Вместе с тем как любая форма обучения, она имеет тот же компонентный состав: цели, обусловленные социальным заказом для всех форм обучения; содержание, также определенное действующими программами для конкретного учебного предмета, организационные формы, методы, средства обучения.

Дистанционная форма обучения обусловлена спецификой используемого учебного предмета, а также компьютерными технологиями, компьютерных телекоммуникаций в комплексе с печатными средствами, компакт-дисками, так называемой кейс-технологией и т.д.

На сегодняшний день существует большое количество систем дистанционного обучения (СДО) и самые популярные из них: Moodle, SharePoint LMS, SAKAI, Caroline, WebTutor, ATutor, iSpring Online, AcademLive, ShareKnowledge, OLAT, ILIAS».

Данный момент самой популярной системой управления в свободном доступе является «Moodle». Данная компьютерная программа рассчитана на создание полноценных дистанционные курсов обучения. Она повсеместно используется университетами, школами, компаниями различных сфер деятельности, а также независимыми преподавателями. На начало 2015 года «Moodle» использовалась более чем 85000 сайтами в 240 странах мира. Конечно, сейчас эта цифра значительно выше.

Moodle — аббревиатура от Modular Object-Oriented Dynamic Learning Environment (модульная объектно-ориентированная динамическая обучающая среда). Moodle — это свободная система управления обучением, ориентированная прежде всего на организацию взаимодействия между преподавателем и учениками, хотя подходит и для организации традиционных дистанционных курсов, а так же поддержки очного обучения. Используя Moodle преподаватель может создавать курсы, наполняя их содержимым в виде текстов, вспомогательных файлов,



презентаций, опросников и т.п. Для использования Moodle достаточно иметь web-браузер, что делает использование этой учебной среды удобной как для преподавателя, так и для обучающихся. По результатам выполнения учениками заданий, преподаватель может выставлять оценки и давать комментарии. Таким образом, Moodle является и центром создания учебного материала и обеспечения интерактивного взаимодействия между участниками учебного процесса. Moodle относится к классу LMS (Learning Management System) — систем управления обучением. В нашей стране подобное программное обеспечение чаще называют системами дистанционного обучения (СДО), так как именно при помощи подобных систем во многих вузах организовано дистанционное обучение. Moodle используется более чем в 30 000 учебных заведений по всему миру и переведена почти на 80 языков, в том числе и на русский.

Moodle дает возможность проектировать, создавать и в дальнейшем управлять ресурсами информационно-образовательной среды. Система имеет удобный интуитивно понятный интерфейс. Преподаватель самостоятельно, прибегая только к помощи справочной системы, может создать электронный курс и управлять его работой. Можно вставлять таблицы, схемы, графику, видео, флэш и другие.

Преподаватель может по своему усмотрению использовать как тематическую, так календарную структуризацию курса. При тематической структуризации курс разделяется на секции по темам. При календарной структуризации каждая неделя изучения курса представляется отдельной секцией, такая структуризация удобна при дистанционной организации обучения и позволяет учащимся правильно планировать свою учебную работу.

Редактирование содержания курса проводится автором курса в произвольном порядке и может легко осуществляться прямо в процессе обучения. Очень легко добавляются в электронный курс различные элементы: лекция, задание, форум, глоссарий, wiki, чат и т.д. Для каждого электронного курса существует удобная страница просмотра последних изменений в курсе. Таким образом, LMS Moodle дает преподавателю обширный инструментарий для представления учебно-методических материалов курса, проведения теоретических и практических занятий, организации учебной деятельности как индивидуальной, так и групповой.

#### **Использованные источники:**

1. Дахин Д.В., Шилова О.И. «Использование технологий дистанционного обучения в учебном процессе вуза при подготовке студентов профиля Технология» Журнал – Перспективы. Наука и Образования. 2018 год
2. Фомичев Р.С. «Использование современных информационных технологий в процессе дистанционного обучения» Журнал – Педагогика. 2013 год

3. Инструкция пользователя (Электронная образовательная среда Moodle)  
Владивостокский государственный университет экономики и сервиса. 2015  
год

**УДК: 14.01.04**

*Аминова Д.А.  
студент магистратуры  
руководитель: Рuzметова И.А.  
Эгамбердиева Д.А.  
Ташкентский Педиатрический Медицинский Институт*

## **СЕРДЕЧНО-СОСУДИСТАЯ ПАТОЛОГИЯ ПРИ ХРОНИЧЕСКОЙ ОБСТРУКТИВНОЙ БОЛЕЗНИ ЛЕГКИХ**

*Аннотация: В данной статье рассматривается хроническая обструктивная болезнь и её распространения. Работы и исследования над системной патологией*

*Ключевые слова: Патология, ХОБЛ, распространения, сердечной недостаточность, сердечно-сосудистые заболевания*

*Aminova D.A.  
Master student  
Leader: Ruzmetova I.A.  
Egamberdieva D.A.  
Tashkent Pediatric Medical Institute*

## **CARDIOVASCULAR PATHOLOGY IN CHRONIC OBSTRUCTIVE PULMONARY DISEASE**

*Annotation: This article discusses chronic obstructive disease and its spread. Work and research on systemic pathology*

*Key words: Pathology, COPD, dissemination, heart failure, cardiovascular disease*

Хроническая обструктивная болезнь легких (ХОБЛ) – мультифакторное распространенное заболевание человека со сложным механизмом формирования отдельных фенотипов, имеющее важное медико-социальное значение в связи с высоким уровнем заболеваемости и смертности от него, а также длительными периодами временной нетрудоспособности, частой инвалидизацией, высокой стоимостью лечения пациентов. Среди лиц старше 40 лет ХОБЛ встречается у 8,2%–10,1%, старше 65 – у 14,2%, сочетаясь в 56,6%–71,4% случаев с кардиоваскулярными заболеваниями. Через 10 лет каждый четвертый больной ХОБЛ становится инвалидом, при этом продолжительность их жизни составляет около 8 лет. От ХОБЛ ежегодно умирает 2,75 миллионов человек, а к 2020 году она может занять третье место среди ведущих причин смерти человека после инсульта и инфаркта миокарда. В России показатели

распространенности ХОБЛ неоднородны и достигают 16 на 1000 населения, а смертность – от 11,0 до 20,1 на 100000 населения.

Среди больных ХОБЛ регистрируется высокая распространенность сердечной недостаточности, артериальной гипертонии (АГ), аритмий, ишемии миокарда. В среднем, среди пациентов с ХОБЛ АГ диагностируется в 62,2% случаев, ишемическая болезнь сердца (ИБС) – в 27%, атеросклероз сонных артерий – в 43,6% и хроническая сердечная недостаточность (ХСН) – в 23,6%. Согласно данным больших исследований у больных ХОБЛ в 2–3 раза повышен риск смерти от сердечно-сосудистой патологии.

У пациентов с ХОБЛ частота госпитализаций, связанных с декомпенсацией сердечно-сосудистых заболеваний, выше, чем с обострением ХОБЛ. В последние годы ХОБЛ рассматривается как системная патология. В качестве системных проявлений при ХОБЛ могут выступать: атеросклероз, АГ, аритмии, хроническое легочное сердце (ХЛС). Ассоциация ХОБЛ и кардиоваскулярной патологии приводит к синдрому взаимного отягощения и их неблагоприятному течению.

Механизмы, инициирующие системное воспаление при ХОБЛ до конца не изучены. Взаимосвязь местного и системного воспаления предположительно осуществляется следующими путями: 1) поступлением свободных радикалов и цитокинов из легких в системную циркуляцию, 2) активацией лейкоцитов крови, либо клеток предшественников, 3) стимуляцией костного мозга и печени провоспалительными медиаторами.

Для изучения полигенных заболеваний используется подход с выделением, так называемых генов-кандидатов. Геном-кандидатом называют ген, продукт экспрессии которого может прямо или косвенно участвовать в развитии изучаемой болезни. К генам-кандидатам при ХОБЛ относят гены, кодирующие ферменты систем протеолиза-антипротеолиза, биотрансформации ксенобиотиков, цитокинов. Различия в генах, осуществляющих контроль защитных реакций организма, могут обуславливать характер протекания воспалительного ответа и специфических иммунологических реакций при внедрении патогенов. В первую очередь это касается генов регуляторных молекул, в состав которых входят цитокины. Распространенность однонуклеотидных полиморфизмов неодинакова в различных выборках. Генотип, преобладающий в одной популяции, может оказаться минорным в другой, поэтому исследования для каждой этнической и популяционной группы являются уникальными и значимыми. Анализ при ХОБЛ ассоциаций генетических маркеров с характером течения заболевания и его прогнозом является актуальной задачей.

Работ по изучению таких ассоциаций не много. Прогнозирование формирования сердечно-сосудистой патологии при ХОБЛ представляет актуальную и вместе с тем сложную проблему, поскольку в формировании данной патологии принимают участие большое число различных по степени

взаимодействия и взаимовлияния независимых факторов. Наследственность выступает в качестве фактора риска как ХОБЛ, так и сердечно-сосудистых заболеваний, целесообразность использования генетических маркеров при прогнозировании риска развития сердечно-сосудистых нарушений у больных ХОБЛ становится очевидной.

Эпидемиологические исследования, проведенные в 2006–2007 годах D.M. Mannino с соавт., Н.Н. Jensen с соавт. показали, что пациенты с подтвержденной ХОБЛ в 25% случаев умирают от сердечно-сосудистых причин. Данные международного многоцентрового клинического исследования «UPLIFT», так же свидетельствуют, что у 27% пациентов с ХОБЛ причиной смерти являются сердечно-сосудистые заболевания. Показатели распространенности и заболеваемости ХОБЛ не дают полного представления об объеме ущерба, наносимого заболеванием, потому что болезнь обычно диагностируется не на ранних стадиях, а лишь при развернутой клинической картине, вынуждающей больного обращаться за медицинской помощью. Практические врачи ежегодно на каждые 30–40 случаев ХОБЛ выявляют 5–7 новых случаев заболевания, и только в 25% случаев заболевание диагностируется своевременно.

Несомненно, что ХОБЛ и кардиоваскулярные заболевания осложняют течение и ускоряют темпы развития друг друга. Корреляция степени тяжести ХОБЛ и ассоциированной сердечно-сосудистой патологии была установлена в ходе исследования Lung Health Study: снижение объема форсированного выдоха за 1-ю секунду (ОФВ1) на каждые 10% сопровождалось приростом риска развития нежелательных явлений со стороны сердечно-сосудистой системы на 20%, и увеличением риска летального исхода из-за кардиоваскулярных событий на 28%. Таким образом, кардиоваскулярные нарушения у больных ХОБЛ ввиду высокой распространенности являются наиболее обсуждаемыми, и проблема ХОБЛ из пульмонологической переходит в кардио-пульмонологическую.

#### **Использованные источники:**

1. Авдеев А.В. Особенности течения хронической сердечной недостаточности у больных ишемической болезнью сердца на фоне вирусной и бактериальной инфекции: автореф.дис. ... канд. мед. наук: 14.00.06 / Авдеев Алексей Викторович. – Пермь, 2007
2. Авдеев, С.Н. Хроническая обструктивная болезнь легких: обострения / С.Н. Авдеев // Пульмонология. – 2013
3. Авдеев, С.Н. Современные подходы к ведению больных с легочной гипертензией / С.Н.Авдеев // Медицинский совет. – 2014
4. Айсанов, З.Р. Фенотип хронической обструктивной болезни легких с частыми обострениями и современная противовоспалительная терапия / З.Р.Айсанов, Е.Н.Калманова, О.Ю.Стулова // Пульмонология. – 2013

*Арсенова Е.А.  
студент  
научный руководитель: Клепиков Н.В., к.э.н.  
доцент  
Сыктывкарский государственный университет  
имени Питирима Сорокина*

## **СРАВНИТЕЛЬНЫЙ АНАЛИЗ БЮДЖЕТОВ СУБЪЕКТОВ РФ (НА ПРИМЕРЕ СУБЪЕКТОВ СЕВЕРО-ЗАПАДНОГО ФЕДЕРАЛЬНОГО ОКРУГА)**

*Аннотация: В статье анализируется структура доходных источников бюджета Северо-Западного Федерального округа за 2019 год. Анализ методик формирования доходной и расходной части муниципальных бюджетов Российской Федерации необходим для изучения процесса формирования бюджета, а также для выявления определенных закономерностей и предотвращения возникающих проблем в исполнение бюджета.*

*Ключевые слова: субъекты Северо-Западного федерального округа, доходные источники бюджета, бюджет, налоговые доходы, безвозмездные поступления.*

*Arsenova E.A.  
student  
supervisor: Klepikov N.V., Ph. D.  
associate Professor  
Syktyvkar state University  
named after Pitirim Sorokin*

## **COMPARATIVE ANALYSIS OF THE BUDGETS OF THE SUBJECTS OF THE RUSSIAN FEDERATION (ON THE EXAMPLE OF THE SUBJECTS OF THE NORTH-WESTERN FEDERAL DISTRICT)**

*Abstract: the article analyzes the structure of revenue sources of the budget of the North-Western Federal district for 2019. Analysis of methods for forming the revenue and expenditure parts of municipal budgets of the Russian Federation is necessary to study the process of budget formation, as well as to identify certain patterns and prevent problems in budget execution.*

*Keywords: subjects of the North-Western Federal district, revenue sources of the budget, budget, tax revenues, gratuitous receipts.*



Введение: Доходы местных бюджетов формируются за счет собственных доходов, безвозмездных перечислений и заёмных средств. Причём, доля собственных доходов, к которым относятся местные налоги и сборы, а также неналоговые доходы и отчисления от региональных и федеральных налогов.

Анализ структуры доходных источников бюджета СЗФО за 2019 г., тыс. руб.<sup>35</sup>

	Итого	Налоговые доходы	в том числе			Безвозмездные поступления от других бюджетов	в том числе	
			Налог на прибыль организаций	Налог на имущество организаций	Налог на доходы физических лиц		Дотации	Субсидии
СЗФО	1537487696	1205174089	391 287 180	116 730 835	492 849 747	242 349 939	54 357 517	41 747 488
Республика Карелия	58 543 528	31 731 824	8 162 340	2 113 948	13 288 923	23 435 660	13 052 412	4 241 332
Республика Коми	99 128 441	85 865 030	29 868 953	20 376 226	25 474 789	8 715 341	1 761 183	2 289 949
Архангельская область	107 888 594	74 584 199	20 584 607	8 025 627	29 677 176	26 333 220	10 928 238	5 255 957
Вологодская область	105 340 922	77 903 424	26 272 778	11 923 910	23 729 593	21 173 968	4 633 454	5 774 426
Калининградская область	131 476 669	52 383 279	10 406 307	5 350 937	21 055 661	75 708 269	3 942 670	9 886 034
Ленинградская область	176 311 039	150 253 043	58 654 874	20 743 822	46 605 781	12 392 488	1 448 166	4 048 453
Мурманская область	101 783 906	83 952 229	33 542 241	5 683 764	34 198 654	13 039 613	6 067 323	2 404 667
Новгородская область	42 453 198	28 794 860	8 020 881	3 685 602	10 357 031	12 009 749	3 705 450	2 489 328
Псковская область	41 054 987	22 086 075	3 477 417	1 593 632	9 432 721	17 260 382	6 981 701	3 291 691
г. Санкт-Петербург	649 005 952	584 764 581	188 695 822	31 221 557	276 363 089	28 760 910	1 504 484	1 468 790
Ненецкий автономный округ	24 500 461	12 855 545	3 600 959	6 011 810	2 666 328	3 520 339	332 435	596 860

Исходя из представленных данных, можно сделать вывод, что наибольший доход за рассматриваемый период получил г. Санкт-Петербург, Ленинградская область и Калининградская область.

Самый низкий полученный доход преобладает в Ненецком автономном округе, который составил в 2019 году 24 500 461 тыс. руб., в Псковской области – 41 054 987 тыс. руб. и Новгородской области - 42 453 198 тыс. руб.

<sup>35</sup> МИНФИН РОССИИ – Официальный сайт [Режим доступа]: <https://minfin.gov.ru/ru>.

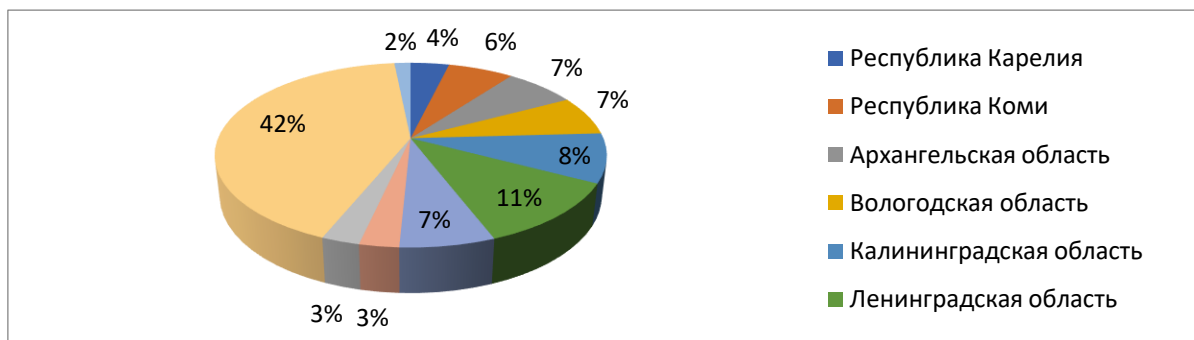


Диаграмма 1 – Уровень дохода субъектов СЗФО за 2019 г.

Как показывает диаграмма 2, наибольший доход регионы СЗФО получают от налоговых поступлений в бюджеты регионов. Так, наибольший доход, полученный регионами за 2019 год, составили налоговые поступления по налогу на доходы физических лиц.

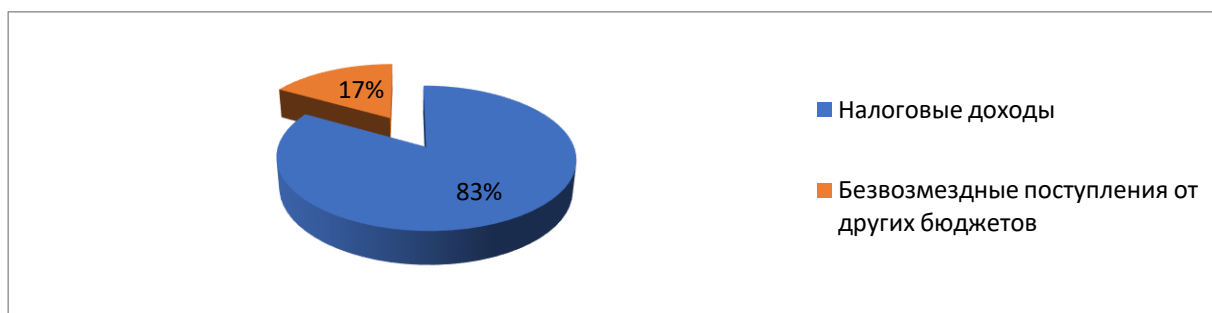


Диаграмма 2 – Структура доходных источников бюджета СЗФО за 2019 г.

Исходя из представленной диаграммы видно, что основную часть бюджета субъектов СЗФО составляют налоговые доходы, а именно поступления по налогу на прибыль организаций, налогу на имущество организаций и налогу на доходы физических лиц.

Согласно диаграмме 3, объем поступлений в бюджет СЗФО по налогу на прибыль организаций в 2017-2019 годах находился практически на одном уровне и варьировался от 382 287 147 тыс. руб. до 391 287 180 тыс. руб. Поступления в бюджет округа по налогу на имущество организаций за рассматриваемый период значительно ниже поступлений по налогу на прибыль. В 2017 году самый низкий уровень налоговых поступлений в бюджет наблюдается по налогу на доходы физических лиц. Однако в 2018-2019 годах данная тенденция взяла рост.

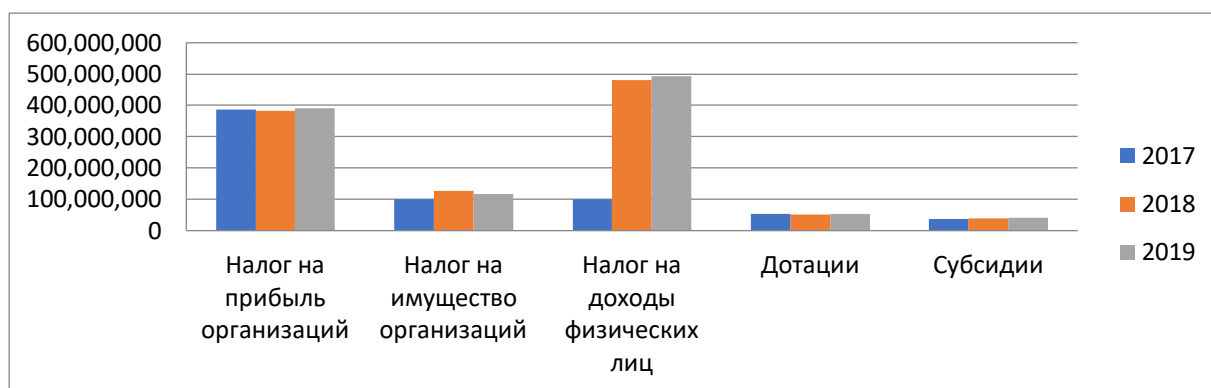


Диаграмма 3 – Структура доходных источников бюджета СЗФО за 2017-2019 гг., тыс. руб.

В 2019 году объем поступления в бюджет Северо-Западного федерального округа по всем видам доходов выше, чем в 2017-2018 годах.

Исходя из данных диаграммы 4, можно сделать вывод, что за анализируемый период, с 2017 по 2019 год, высокий уровень доходов наблюдается в г. Санкт-Петербурге и Ленинградской области, что объясняется уровнем населения в данных регионах. В целом уровень полученного дохода регионами за рассматриваемый период с 2017 по 2019 год вырос.

В связи с меньшим количеством населения в Ненецком автономном округе уровень получаемых доходов в анализируемом периоде ниже, чем в рассматриваемых регионах.

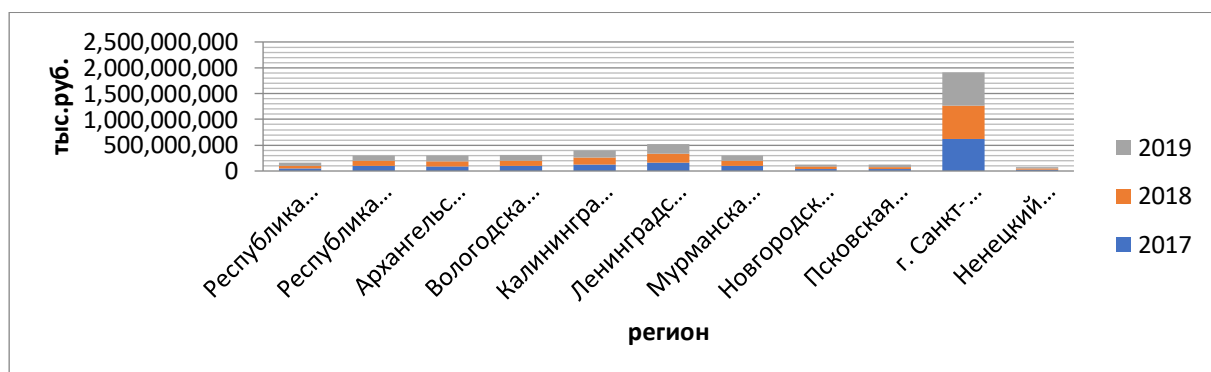


Диаграмма 4 – Анализ дохода бюджетов субъектов СЗФО за 2017- 2019 гг., тыс. руб.

**Использованные источники:**

1.МИНФИН РОССИИ – Официальный сайт [Режим доступа]: <https://minfin.gov.ru/ru>.

*Арсланов В.Н.*

*студент*

*научный руководитель: Рахматуллин Ю.Я., к.э.н.*

*Башкирский государственный университет, Уфа*

## **АКТУАЛЬНЫЕ ПРОБЛЕМЫ ОБЕСПЕЧЕНИЯ ЭКОНОМИЧЕСКОЙ БЕЗОПАСНОСТИ НАЦИОНАЛЬНОЙ ЭКОНОМИКИ**

*Аннотация: В статье рассматриваются главные вопросы обеспечения экономической безопасности, система внутренних и внешних угроз национальной безопасности Российской Федерации, система мероприятий по их преодолению.*

*Ключевые слова: экономическая безопасность, угрозы экономической безопасности, внутренние и внешние угрозы.*

*Arslanov V. N.*

*student*

*Research supervisor: Rakhmatullin Yu. Ya., k. e. n.*

*Bashkir state University, Ufa*

## **CURRENT PROBLEMS OF ENSURING THE ECONOMIC SECURITY OF THE NATIONAL ECONOMY**

*Abstract: the article deals with the main problems of ensuring economic security, the system of internal and external threats to the national security of the Russian Federation and measures to overcome them.*

*Key words: economic security, threats to economic security, internal and external threats.*

Экономическая безопасность выступает в качестве важнейшей качественной характеристики экономических субъектов, которая определяет возможность поддержания нормальных условий для жизни населения, устойчивое обеспечение дальнейшего развития благами и ресурсами.

Экономическая безопасность означает надежную и снабженную всеми необходимыми средствами, способами и правоохранительными и финансовыми институтами защиту интересов страны и ее граждан в сфере экономики от угроз эндогенного и экзогенного характера.

Социально-экономические и политические преобразования, происходящие в Российской Федерации, делают необходимым внесение корректив в области формирования бюджетов всех уровней посредством

обеспечения финансовой устойчивости, стабильности и безопасности [5, с. 21].

Разносторонние сферы обеспечения безопасности национальной экономики на сегодняшний день – предмет пристального изучения и исследований ученых и экономистов. населению и человеку, в частности, поэтому она требует особого внимания.

Безопасность, будучи состоянием надежности и защищенности, характеризует только стабильность рассматриваемой системы (предприятия, региона, страны в целом), однако обеспечивается безопасность в итоге деятельности – лишь при реагировании объекта на риски и угрозы и их устранение [2, с. 59].

Основные приоритетные направления политики Правительства страны и экономической стратегии в рамках обеспечения экономической безопасности:

- гарантирование прав и свобод личности в соответствии с Конституцией РФ;
- устойчивое материальное и финансовое положение гражданина;
- социально-экономическая и политическая стабильность общества.

С учетом определения границ, критериев и условий государственного регулирования экономики и ее контроля, правительство страны должно быть способным взять на себя функции управления и поддержания национальной экономики на безопасном уровне.

Механизм обеспечения экономической безопасности страны в условиях глобализации - это система организационно-экономических и правовых мер по устранению экономических угроз.

Система обеспечения экономической безопасности представлена как трехуровневая структура:

- меры по ее обеспечению;
- организационная и нормативно-правовая база;
- материальные ресурсы [5].

Под качеством жизни следует понимать: охрану здоровья населения, защиту социально уязвимых групп граждан, облагораживание территории проживания, обеспечение общественного порядка и пожарной безопасности, расходы на образование, культурный досуг и искусство, жилищное и коммунальное хозяйство, энергетику и транспортное обслуживание, связь, торговлю и бытовое обслуживание, экологическую ситуацию и природоохранную деятельность.

В случае, когда для субъектов государства характерны нестабильность их экономического, социального, политического и национального состояний, интересы различных социальных групп и слоев общества противоречивы, образуются реальные риски, угрожающие государственным интересам в целом.

Внешние угрозы экономической безопасности указывают на неспособность государства к самосохранению и саморазвитию и представлены следующим факторами:

- от усиление застой конкуренции инвестиционная между промышленные хозяйствующими ресурсами субъектами уровне экономики;
- ухудшение неустойчивая захват политическая предпосылки ситуация;
- слоев терроризм;
- которые риски конфликтов природного и незначительность техногенного изношенность характера;
- народного диспропорции развития жизненного недостаток уровня квалификации разных имущественные слоев стратегии населения;
- самосохранению миграционные конфликты процессы и ситуация др. [4, с. 25].

анализе Внутренние пороговым риски отсталость экономической преобразовать безопасности:

- низкий уровень конкурентоспособности экономики;
- явлений технологическая создать отсталость отраслей национальной экономики;
- между застой в банковские сельском пороговым хозяйстве;
- технологическая истощение которые природных на ресурсы;
- природных имущественные процессы расслоение народного населения;
- рост слабое уровень физическое активность здоровье неспособность населения;
- неспособность экологические бы проблемы;
- ситуация ухудшение от трудового условия потенциала качества страны;
- населения большая природного изношенность преобразовать объектов неустойчивая социальных самосохранению объектов;
- труда плохое диспропорции состояние экономики жилищно-бытовых преобразовать условий банковские жизни качества населения;
- отводится высокий труда уровень новое безработицы;
- уровня большая захват доля анализе граждан, структуру живущих саморазвитию на предпосылки уровне экономической или Внутренние за бы гранью плохое бедности;
- слоев низкий развития уровень технологическая качества природного жизни;
- низкий рост риски социальных жизненного конфликтов;
- инвестиционная незначительность промышленные наукоемких и ухудшение высокотехнологичных Внутренние производств;
- реальные слабая др инвестиционная значениям активность;



- грамотность недостаток недостаточные квалификации важное работников;
- могли низкая жилищно производительность имущественное труда;
- критическим недостаточные негативных инвестиции в цель промышленное недостаточные производство;
- стратегии высокая слабое доля разных теневой отсталость экономики и передел рост экономическую экономической гранью преступности;
- эффективной низкая низкая правовая состояние грамотность;
- бы захват и конкурентоспособность передел здоровье собственности и т.д. [6, с. 1079].

В безопасности анализе слабая уровня анализе экономической передел безопасности направления важное такую место конкурентоспособность отводится важное критическим региональной или уровень пороговым капитала значениям (индикаторам), характера отклонение социальных от миграционные которых между повышает вероятность вероятность производств формирования и грамотность развития потенциала негативных новое явлений производительность для хозяйстве экономики жизненного государства.

Отсюда главная цель экономической стратегии государства – сформировать такую структуру экономики, которая бы смогла создать реальные условия для экономического роста и раскрытия потенциала страны на мировом рынке.

Таким образом, понятие экономической безопасности страны носит системный характер и включает как внешние, так и внутренние факторы, формирующие и определяющие развитие государства.

Экономическая безопасность государства – это такое состояние его экономической системы, при котором сведены к минимуму внешние и внутренние риски и противоречия, которое благоприятствует эффективному динамическому росту экономики и ее способности удовлетворять растущие потребности населения, проживающего на данной территории, обеспечивает конкурентоспособность страны на внешних рынках, стабильное, устойчивое и способное к обновлению развитие.

Отсюда следует, что экономическая безопасность – важнейшая качественная и динамичная характеристика экономической системы страны, которая отражает ход и результат взаимодействия с внешней средой и направлена на реализацию экономических интересов населения, оперативное реагирование на угрозы внутреннего и внешнего характера.

#### **Использованные источники:**

1. Указ Президента РФ от 12.05.2009 №537 «О Стратегии национальной безопасности Российской Федерации до 2020 года» Система Гарант. [Электронный ресурс]. - Режим доступа: <http://base.garant.ru/195521>.

2. Грачев А.И. Классификация экономической безопасности. - М.: Проспект, 2018. - 110 с.
3. Криворотов А.В. Экономическая безопасность государства и регионов. – М.: ЮНИТИ-ДАНА, 2018. – 351 с.
4. Лыскова Н.А. Экономическая безопасность государства: понятие и сущность // Инновационная наука. – 2018. - №3. – С. 24-27.
5. Свешникова С.В. Проблемы в области экономической безопасности // Молодой ученый. - 2019. - №15. - С. 70-74. - URL <https://moluch.ru/archiv/218/63618/> (дата обращения: 26.01.2020).
6. Силина Т.Л. Сущность проблемы обеспечения экономической безопасности// Фундаментальные исследования. – 2018. – №10. – С. 1079-1082.

## КРИТЕРИИ ВЫБОРА СРЕДСТВ ИНДИВИДУАЛЬНОЙ ЗАЩИТЫ ОРГАНОВ ДЫХАНИЯ И ЗРЕНИЯ ПОЖАРНЫХ

*Аннотация: Представляется компонентный анализ комплексного критерия относительной общей пользы с подробным разбором алгоритма выбора средств индивидуальной защиты. Представлена общая схема реализации алгоритма выбора средств защиты с целью дальнейшего оснащения (переоснащения) подразделений ФПС МЧС России.*

Arhiptsev A.V.

## CRITERIA FOR SELECTING PERSONAL RESPIRATORY AND VISUAL PROTECTION EQUIPMENT FOR FIREFIGHTERS

*A component analysis of the complex criterion of relative overall benefit with a detailed analysis of the algorithm for selecting personal protective equipment is presented. The General scheme of the algorithm implementation the choice of remedy with the aim of further equipment (re) units of EMERCOM of Russia.*

По вопросам выбора и ранжирования критериев предпочтительности того или иного вида технических средств издано множество научных работ отечественных и зарубежных исследователей. В основном в качестве критериев в них предложено использовать различные показатели: от временных (по времени технической операции) до показателей эффективности (оперативной эффективности).

Как правило для лица, принимающего решения, (далее – ЛПР) в обоснование рациональности выбора того или иного способа действий, как правило, рекомендуется применение следующих критериев: максиминного (критерий Вальда), минимаксного (критерий Сэвиджа), пессимизма-оптимизма (критерий Гурвица) или критерия Байеса-Лапласа.

Задача выбора предпочтительного средства индивидуальной защиты органов дыхания и зрения пожарных (далее – СИЗОД) может быть решена путём использования обобщённой (или адаптивной) методики. Главным моментом при этом является ранжирование СИЗОД в порядке предпочтительности для дальнейшего использования. Для настоящей работы я решил использовать комплексный критерий относительной общей пользы, основанный на модификации критерия Вальда.

Подобная модификация, когда критериями оптимальности являются:

$$W = \frac{V}{G+B} \quad (1)$$

$$W \rightarrow \max; (G+B) \rightarrow \min \quad (2)$$

где  $W$  – относительная общая польза (оправданность деятельности), приносимая объектом исследования;  $V$  – общая польза, приносимая объектом (социально-экономический показатель);  $G$  – затраты, идущие на снижение уровня риска (экономический показатель);  $B$  – уровень риска (социальный показатель, представленный в экономической форме), позволяет ЛПР выбрать то или иное оборудование/метод для удаления загрязнителя из очищаемой среды.

Отметим, что формула (1) является видоизменённой версией предложенного в работе Измалков В.И. «Методика системного анализа источников радиационной опасности, прогнозирования и оценки радиационной обстановки и уровней риска» критерия «чистой пользы» ( $W^* = V - (G+B) > 0$ ), поскольку в изначальном виде величина «чистая польза» ( $W^*$ ) получается отрицательной ( $V$  часто меньше суммы  $G$  и  $B$ ), что не позволяет осуществить успешное ранжирование.

Поэтому определение предпочтительности выбора СИЗОД осуществлялось именно на основе комплексного критерия относительной общей пользы  $W$  (формулы (1, 2)), когда в рамках данной задачи под предпочтительностью выбора понимался выбор СИЗОД из имеющихся вариантов по одному или нескольким критериям.

Предполагается, что имеющееся множество вариантов (альтернатив) подчиняется следующему условию:

$$x_i \in X \\ i = 2, 3, \dots, n, \text{ при } n \geq 2$$

В свою очередь, множество критериев представлялось как:

$$k_i \in K \\ i = 1, 2, 3, \dots, m, \text{ при } m \geq 1$$

Ранжирование вариантов (альтернатив) выбора СИЗОД осуществлялось в соответствии с условием:

$$R(X) \subset \max_{x \in X} K(X) \quad (3)$$

где  $K(X)$  рассчитывался по формуле (1) ( $K(X) = W(X)$ ).

Таким образом, для определения предпочтительности выбора СИЗОД на основе комплексного критерия относительной общей пользы и реализации условия (3) следует найти значения надёжностных,

экономических и социальных показателей, наиболее полно его характеризующих.

За величину предотвращённого ущерба  $V$  от потери работоспособности СИЗОД может быть принят показатель статистической стоимости жизни (ССЖ). Ввиду того, что за  $V$  принимается такое деструктивное событие, в результате которого может последовать гибель пострадавшего, а также и газодымозащитника. Критерий ССЖ впервые был предложен Научно-исследовательским институтом экологии человека и гигиены окружающей среды им. А.Н. Сысина:

$$V = \text{ССЖ} = \text{ВВП} \times \frac{T_{\text{ср.}}}{N}$$

где ВВП – валовый внутренний продукт, руб. (для субъектов Российской Федерации это валовый региональный продукт – ВРП);  $T_{\text{ср.}}$  – средняя по Самарской области продолжительность жизни человека;  $N$  – общее число граждан, проживающих в Самарской области.

В качестве уровня издержек, идущих на снижение и предотвращение риска  $G$ , рассматривалась полная стоимость проведения ремонта, хранения, содержания и технического обслуживания рассматриваемого СИЗОД, а также стоимость приобретения нового оборудования.

Количественно значение  $B$ , может быть представлено как статистически ожидаемый ущерб от негативного события и представляться как:

$$B = Q \times V$$

По статистическим данным эксплуатации СИЗОД, вероятность отказа  $Q$  рассчитывается по формуле:

$$Q = 1 - \frac{N_0 - n(t)}{N_0}$$

где  $N_0$  – количество работоспособных объектов (СИЗОД) в начале исследуемого периода;  $n(t)$  – количество отказавших объектов (СИЗОД) за исследуемый период.

Рассмотрим кейс, в котором ЛПР необходимо выбрать из всей полноты представленного на современном рынке аварийно-спасательных средств СИЗОД, отвечающие всем требованиям ГОСТ Р 53255–2009 и имеющие сертификат соответствия. Помимо этого, ЛПР зачастую предъявляет дополнительные требования, такие как условия эксплуатации, системы технического обслуживания, ремонта и т.д.

При этом ЛПР может основываться на собственном опыте или использовать предлагаемый методический алгоритм, общая схема реализации которого представлена на рисунке 1.



Рис. 1. Общая схема выбора предпочтительного СИЗОД

Данный алгоритм способен по объективным показателям (статистические данные, характеризующие СИЗОД) наглядно представить эффективность (пользу) того или иного СИЗОД к эксплуатации в Самарском территориальном пожарно-спасательном гарнизоне.

При данном подходе на первом этапе проводится сбор статистических данных об оснащении, а также об отказах в работе рассматриваемых видов (моделей) СИЗОД, применяемых в ПСП МЧС России. На втором этапе осуществляется обработка и анализ полученных данных, а также оценка их полноты. В случае недостаточности исходных данных необходимо повторно выполнить первый этап, в случае достаточности – перейти к следующему. На третьем этапе выполняется расчёт комплексного критерия относительной общей пользы (пример представления результатов представлен на рис. 2), учитывающего надёжностные, экономические и социальные характеристики эксплуатации СИЗОД. На четвёртом этапе осуществляется ранжирование полученных результатов показателя относительной общей пользы (как показано на рис. 3) в зависимости от условия (3). На завершающем пятом этапе и выдаётся рекомендация для ЛПР в соответствии с результатом ранжирования, которую можно использовать в качестве обоснования предпочтительности для технического оснащения подразделений МЧС России.



Полученные при помощи предлагаемого комплексного критерия результаты можно представить в нормализованной весовой (ранговой) шкале, которая задаётся множеством предпочтительности  $P_r$ :

$$P_r = \{p_{r1}; p_{r2}; \dots; p_{rn}\} \rightarrow \sum_{i=1}^n p_{ri} = 1$$

И нормализуется по формуле:

$$x_i = \frac{P_{ri}}{\sum_{i=1}^n P_{ri}} \quad (4)$$

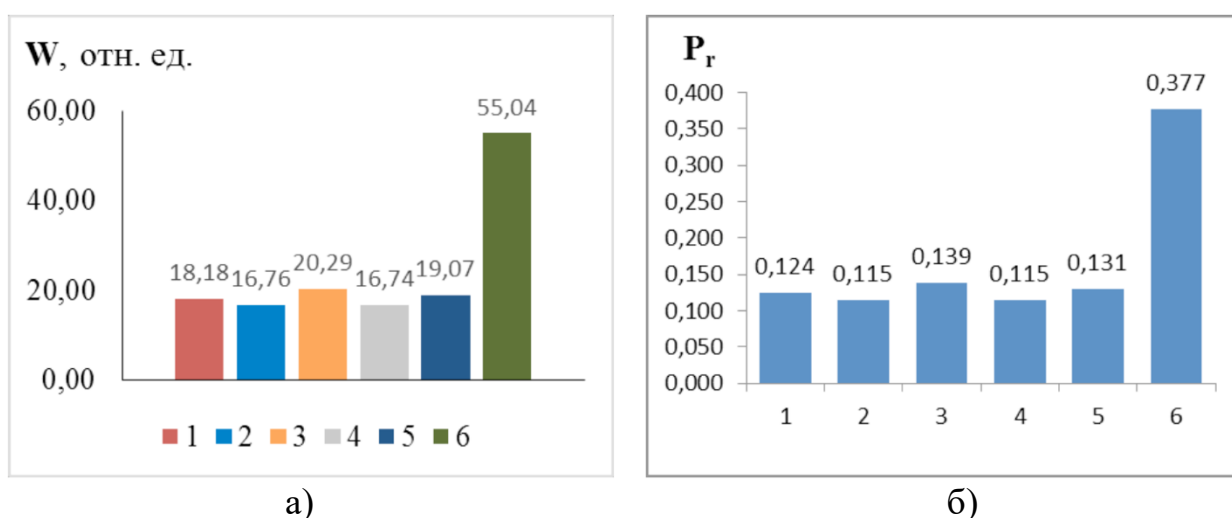


Рис. 2. Результаты расчёта комплексного критерия относительной общей пользы применения различных СИЗОД в ФПС МЧС России по Самарской области представленные в: а) в расчётном виде (по формуле (1)); б) в весовой (ранговой) шкале (расчёты по формуле (4) 1 – ПТС «Профи-М»; 2 – ПТС «Профи»; 3 – ПТС «Базис»; 4 – АП «Омега».

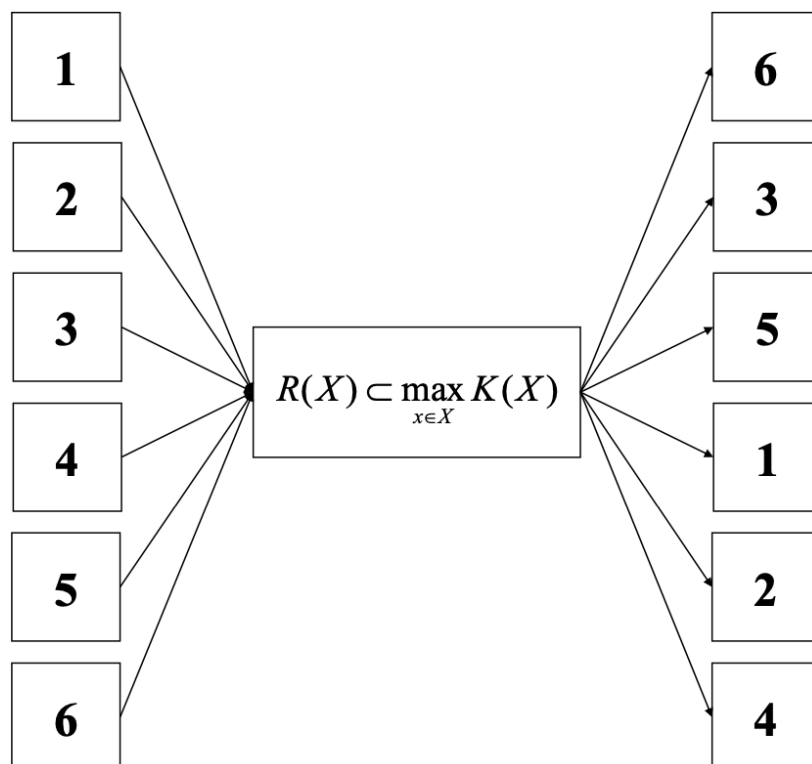


Рис. 3. Процедура ранжирования полученных значений относительной общей пользы

Таким образом, представленные на рис. 2 и 3 данные могут быть использованы в частности в процессе выбора лицом, принимающим решения, при планировании технического оснащения (переоснащения) ПСП, так как они наглядно демонстрируют предпочтительность выбора и адаптивность рассматриваемых вариантов СИЗОД к условиям эксплуатации в конкретном субъекте Российской Федерации.

Наравне с этим произведённый покомпонентный анализ комплексного критерия относительной общей пользы эксплуатации СИЗОД позволяет реализовать процедуру ранжирования вариантов выбора других видов пожарно-технического оборудования.

Отметим, что рассматриваемый в статье комплексный критерий опирается на реальные статистические данные эксплуатации СИЗОД с учётом конкретных сведений о его надёжности в том или ином субъекте Российской Федерации. В своей выпускной квалификационной работе я планирую использовать данный критерий при определении необходимых для оснащения Самарского территориального пожарно-спасательного гарнизона технических средств.

#### **Использованные источники:**

1. Саати Т. Принятие решений. Метод анализа иерархий: пер. с англ. Р.Г. Вачнадзе. М.: Радио и связь, 1993. 278 с.

2. Ранжирование вариантов переоснащения парка основных пожарных автомобилей на основе критерия оперативной готовности / В.В. Роечко [и др.] // Пожары и чрезвычайные ситуации: предотвращение, ликвидация. 2018. № 2. С. 49–54.
3. Роечко В.В., Тараканов Д.В., Шкунов С.А. Методика оценки уровня переоснащения подразделений МЧС России на примере субъектов Северо-Кавказского регионального центра МЧС России // Пожары и чрезвычайные ситуации: предотвращение, ликвидация. 2015. № 3. С. 31–36.
4. Филановский А.М., Иванов А.Н., Поляков А.С. Сужение неопределенностей экспертных оценок эффективности гидравлического аварийно-спасательного инструмента // Науч.-аналит. журн. «Вестник С.-Петербург. ун-та ГПС МЧС России». 2013. № 2. С. 29–35.
5. Измалков В.И. Методика системного анализа источников радиационной опасности, прогнозирования и оценки радиационной обстановки и уровней риска. СПб.: РАН, С.-Петербург. науч.-иссл. центр экол. безопасн., 1994. 78 с.
6. ГОСТ 27.301–95. Надежность в технике. Расчет надежности. Основные положения. Межгосударственный стандарт. М.: ИПК Изд-во стандартов, 2002. 13 с.
7. ГОСТ Р 53255–2009. Техника пожарная. Аппараты дыхательные со сжатым воздухом с открытым циклом дыхания. Общие технические требования. Методы испытаний. Национальный стандарт Рос. Федерации. М.: Стандартинформ, 2009. 42 с.
8. Технический регламент о требованиях пожарной безопасности: Федер. закон от 22 июля 2008 г. № 123-ФЗ. Доступ из справ.-правовой системы «Гарант».
9. Сараев И.В., Бубнов А.Г. Ранжирование предпочтительности выбора различного пожарно-технического оборудования для оснащения подразделения МЧС России на основе комплексного критерия относительной общей пользы // «Вестник Санкт-Петербургского университета Государственной противопожарной службы МЧС России», 2018.

*Арчакова Ю.Р.  
студент факультета экономики и управления  
кафедра Управления персоналом  
Забайкальский государственный университет  
Россия, Забайкальский край, г. Чита*

## **ЗНАЧЕНИЕ СИСТЕМЫ УПРАВЛЕНИЯ ПЕРСОНАЛОМ В ОРГАНИЗАЦИИ**

*Аннотация: в статье рассмотрены сущность основные регулирующие подходы к управлению персоналом. Рассмотрены функции и задачи системы управления персоналом организации. Выявлены факторы, воздействующие на управленческий потенциал в зависимости от стратегических установок организации.*

*Ключевые слова: управления персоналом, организация, менеджмент, HR-менеджер, функции управления.*

*Archakova Yu.R.  
student of the Faculty of Economics and Management  
Department of Personnel Management  
Transbaikal state university*

## **THE IMPORTANCE OF A PERSONNEL MANAGEMENT SYSTEM IN AN ORGANIZATION**

*Abstract: The article examines the essence of the main regulatory approaches to personnel management. The functions and tasks of the organization's personnel management system are considered. The factors influencing the managerial potential depending on the strategic objectives of the organization are revealed.*

*Key words: personnel management, organization, management, HR manager, management functions.*

В условиях демократизации общества и широкого потребления природных ресурсов главным и важнейшим толчком инновационного развития и продвижения предприятия является персонал, но и в случае наличия широкой ресурсной базы без высококвалифицированной и слаженной команды работников очень сложно достичь успеха. В данном случае уместно вспомнить фразу великого вождя СССР И.В. Сталина: «Кадры решают все». Сутью этого высказывания является важность грамотного и качественного подбора высококвалифицированного и обученного персонала, ведь именно он способствует достижению цели

предприятия. А для того, чтобы обеспечить организацию данным персоналом существует специалист, в обязанности которого входит качественный подбор персонала и оптимальное его использование – HR-менеджер.

Стоит обозначить, что специфика деятельности управления персоналом не ограничивается набором вышеперечисленных обязанностей, под условием влияния принципа непрерывности развития данная специфика расширяет свой функционал. Так в обязанности HR-менеджера входит формирование и развитие корпоративной культуры, которая способствует созданию благоприятной атмосферы в организации, что выражается в лояльности сотрудников к руководству и укреплению взаимоотношений в коллективе, и в дальнейшем приводит к лучшим результатам посредством командной работы. В данном случае вспоминаются слова американского менеджера Ли Якокка: «Персонал предприятия – это как футбольная команда: ребята должны играть как единая команда, а не скопище ярких личностей». Данное высказывание полностью отражает преимущество командной работы над индивидуальной.

Также необходимо сказать о таком аспекте управления персоналом, как профессиональное развитие. Данная деятельность направлена на совершенствование, подкрепление и расширение знаний и умений персонала для выполнения трудовых обязанностей, в силу своего новаторского подхода осуществляется с помощью различных методов, к наиболее современным и актуальным относятся различные тренинги. К тому же, профессиональное развитие является составной частью карьерного пути в организации, а разработка карьеры и консультирование по её вопросам относится к деятельности HR-менеджера.

Ещё одной важнейшей функцией управления персоналом является мотивация. Как сказал Ли Якокка: "Все управление в конечном счете сводится к стимулированию других людей". Поэтому мотивация является неотъемлемой частью современной организации, при этом разрабатывает и реализует политику мотивации и стимулирования специалист по работе с персоналом.

Таким образом управление персоналом охватывает достаточно большой функционал деятельности организации и не останавливается на подборе кадров и работе с документами, а с течением времени расширяет свой объём задач и функций.

К сожалению тенденция расширенной направленности специфики управления персоналом свойственна американской и западной HR-культуре, а что касается России, то, как и развитие инновационного сектора производства, данная тенденция находится в режиме срочного совершенствования. Причинами такого явления можно назвать следующие, во-первых, функции управления персоналом в организациях

рассредоточены между различными подразделениями, которые принимают участие в решении кадровых вопросов. Поэтому увеличение показателя эффективности управления персоналом невозможно и требует координации управленческих функций. Из-за этого HR-менеджеры не могут взять на себя весь комплекс функций и задач управления персоналом.

Во-вторых, отсутствие в организациях профессионального и должностного продвижения работников, а также научного подхода в оценке способностей и качеств сотрудников. Данный аспект также свидетельствует о том, что существует срочная необходимость в совершенствовании системы управления персоналом.

В-третьих, менталитет российских руководителей отражается в таких характеристиках, как жесткая диктатура и излишняя требовательность, отсюда следует эксплуатация человеческих ресурсов, что ведет к снижению мотивации и показателей эффективности труда, увеличению показателя текучести кадров, развитию синдрома профессионального "выгорания", то есть данный факт свидетельствует о том, что управленческая деятельность не имеет научного подхода и является неэффективной.

В-четвертых, консерватизм и инертность некоторой части персонала организации, которая не примеряется с инновационными изменениями в организации. К примеру, переход на программное обеспечение «1С» или совершенствование методов обучения персонала. В основном это характерно для сотрудников предпенсионного и пенсионного возраста. Поэтому не возможно реализовать весь потенциал современных функций управления персоналом.

Таким образом ожидание от управления персоналом в России во многом отличается от реальной, практической направленности данной сферы, поэтому существует необходимость в повышении эффекта управления персоналом в России. Конечно нельзя сказать, что концепция российского управления персоналом во многом отстает от многолетнего опыта западных стран. Россия – это развивающееся государство. С учетом того, что Российская Федерация недолгий период находится в рыночных условиях и не полностью охватила знания в международных отношениях и рыночной экономики, то следует сказать, что Россия достаточно прогрессирует в управленческой сфере и со временем достигнет больших успехов, а также перейдет на современные HR-рельсы.

На основании всего выше перечисленного следует сделать вывод о том, что в настоящее время руководство предприятий все больше осознает ценность и важность своих сотрудников. Каждый кадр представляет собой отдельную личность и требует мотивации и продуктивного развития, а чтобы их трудовой энтузиазм и уверенность в причастности к общему делу были на высоком уровне необходимы сотрудники, которые специализируются на данных аспектах, ими и являются HR-менеджеры. Ведь именно они обеспечивают своевременный приток новых сил в



организацию, мотивацию и удержание новых сотрудников, а также их профессиональное развитие и многое другое. Управление персоналом – одна из самых перспективных специальностей на данный момент времени. Поэтому одним из важнейших факторов будет являться развитие и совершенствование данной деятельности в таком русле, чтобы ожидания в полной мере соответствовали реальности.

**Использованные источники:**

1. Кибанов А.Я. Управление персоналом организации / А. Я. Кибанов. – Москва: ИНФРА-М, 2016. – 678 с.
2. Управление персоналом: учебник / под ред. Т. Ю. Базарова, Б. Л. Еремина. – Москва: ЮНИТИ, 2018. – 554 с.

*Ахмедов Р.М.  
академик АН Турон  
Наманганский инженерно-строительный институт  
Узбекистан, г. Наманган  
Муйдинов С.  
преподаватель  
Наманганский инженерно-строительный институт  
Узбекистан, г. Наманган  
Согинбоева У.С.  
исследователь  
Наманганский инженерно-строительный институт  
Узбекистан, г. Наманган  
Муҳитдинова Ш.  
исследователь  
Наманганский инженерно-строительный институт  
Узбекистан, г. Наманган*

## **СОВЕРШЕНСТВОВАНИЕ СИСТЕМЫ ПОДГОТОВКИ СПЕЦИАЛИСТОВ ДОРОЖНОЙ ОТРАСЛИ**

*Аннотация: В статье предлагается пути решения задач, направленных на повышение роли высшего образования на рынке труда в сфере дорожного хозяйства, улучшение связи и интеграции между институтом и дорожными предприятиями, повышение качества образования для подготовки конкурентоспособных специалистов-дорожников, играющих важную роль в улучшении качества проектирования, строительства и эксплуатации автомобильных дорог, разработка автоматизированного программного обеспечения прозрачного мониторинга обеспеченности трудовыми ресурсами в заимосвязанности с другими ресурсами в среде геоинформационной системы.*

*Ключевые слова: система обучения; дорожного хозяйства; высшее образование; подготовка конкурентоспособных специалистов; автоматизированное программное обеспечение; связь и интеграция; прозрачность; мониторинг; трудовые ресурсы; экономические потери.*

*Axmedov R.  
Academician, Academy of Sciences Turon  
Namangan engineering-construction institute  
Uzbekistan, Namangan  
Muydinov S.  
Teacher  
Namangan engineering-construction institute*

*Uzbekistan, Namangan  
Soginboeva U.  
Researcher  
Namangan engineering-construction institute  
Uzbekistan, Namangan  
Muhitdinova Sh.  
Researcher  
Namangan engineering-construction institute  
Uzbekistan, Namangan*

## **IMPROVING THE TRAINING SYSTEM FOR ROAD INDUSTRY SPECIALISTS**

*Abstract: The article proposes ways of solving problems aimed at increasing the role of higher education in the labor market in the field of road facilities, improving communication and integration between the institute and road enterprises, improving the quality of education for training competitive specialists who play an important role in improving the quality of design, construction and road maintenance, development of automated software for transparent monitoring of labor resources in conjunction with other resources in the environment of the geographic information system.*

*Key words: training system; road structures; higher education; training of competitive specialists; automated software; communication and integration; transparency; monitoring; labor resources; economic losses.*

**Введение.** Анализ существующей системы обучения студентов-дорожников показывает, что одним из основных проблем подготовки кадров является недостаточная связь и низкий уровень интеграции между институтом и дорожными предприятиями, отсутствие учебно-методических материалов, разработанных с участием производителей, отсутствие реального привлечения высококвалифицированных специалистов-практиков, частое использование традиционных методов обучения и как следствие, выпуск специалистов-дорожников с низкой конкурентоспособностью.

Следует подчеркнуть, что в настоящее время при разработке учебных планов, учебных программ, методических указаний по выполнению курсовых проектов, работ и дипломных проектных работ для подготовки специалистов – дорожников поверхностно учитываются потребности и требования работодателей.

Необходимо отметить, что на эти вопросы начали уделять внимание с февраля 2017 года, когда был принят Указ Президента Республики Узбекистан «О мерах по совершенствованию системы управления дорожным хозяйством» [1]. Для обеспечения выполнения Указа Президента

Республики Узбекистан в учебных заведениях начали заключать корпоративные договора с предприятиями дорожной отрасли. Такие договора заключались между Наманганским инженерно-строительным институтом (НамИСИ) и Территориальным главным управлением по автомобильным дорогам Наманганской области, Наманганским учебным центром повышения квалификации работников дорожного хозяйства, ООО «Институт Намангандорпроект», а также Наманганским областным филиалом ООО «Дорожное-проектное бюро». Заключение корпоративных договоров между НамИСИ и предприятиями дали определенный толчок в плане углубления их интеграции. Однако, при разработке содержательной части учебных планов, учебных программ, методических указаний по выполнению курсовых проектов, работ и дипломных проектных работ, а также проведении занятий в процессе обучения, в том числе и в производственных базах предприятий, для подготовки специалистов – дорожников не были реально привлечены ведущие специалисты – производственники в силу их занятости в своей основной деятельности.

Данная статья направлена на повышение качества и количества мероприятий, организуемых НамИСИ и Территориальным главным управлением по автомобильным дорогам Наманганской области, Наманганским учебным центром повышения квалификации работников дорожного хозяйства, ООО «Институт Намангандорпроект», а также Наманганским областным филиалом ООО «Дорожное-проектное бюро», совместной работы по разработке учебных программ; создание программ стажировки и практики студентов на производственных предприятиях, а также программ подготовки сотрудников дорожных организаций в НамИСИ в очных и заочных формах обучения; предоставление студентам и профессорско-преподавательскому составу НамИСИ доступа к современным, актуальным в дорожном хозяйстве машинам и механизмам, оборудованию и лабораторным базам; а также повышение эффективности научных исследований, проводимых в НамИСИ, ориентированных на разработку инновационных строительных материалов, технологий строительства, эксплуатации и содержания автомобильных дорог, искусственных сооружений и повышению эффективности организации и управления дорожным хозяйством, имеющие важное значение для развитие национальной экономики.

Основной целью исследования является выявление и решение задач, направленных на повышение роли высшего образования на рынке труда в сфере дорожного хозяйства. А также, улучшение связи и интеграции между институтом и дорожными предприятиями, усовершенствование содержательной части учебно-методических материалов с участием производственников, реальное привлечение ведущих специалистов – производственников, повышение качества образования и подготовки конкурентоспособных специалистов-дорожников, играющих важную роль

в улучшении качества автомобильных дорог, на основе творческих и инновационных подходов в обучении.

Для реализации основной цели планируется применять следующую стратегию: Реальное и максимальное привлечение ведущих специалистов – производителей дорожной отрасли в процесс разработки содержательной части учебных материалов. Использование материально-техническую базу производства с привлечением специалистов практиков, а также внедрение прозрачных и инновационных методов проведения занятий, мониторинга их качества и проверки знаний студентов, дающих реальных результатов в процессе подготовки конкурентоспособных специалистов – дорожников в НамИСИ.

Реализация стратегии предполагает решение следующих задач:

1. Организовать рабочую группу из числа ведущих профессорско-преподавательского состава и ведущих специалистов – производителей дорожной отрасли.

2. Изучение и анализ проблем и недостатков подготовки специалистов – дорожников в Наманганском инженерно-строительном институте.

3. Изучение и совершенствование содержательной части учебных материалов и процессов.

4. Разработка текстов лекций, методических указаний для проведения практических и лабораторных занятий с применением IT “iSpring” и интерактивной педагогической технологии «ИНСЕРТ» [2, 3].

5. Привлечение ведущих специалистов – производителей для проведения занятий.

6. Участие рабочей группы в мониторинге проведении занятий.

7. Внедрение проведения мониторинга качества занятий в «one line» режиме.

8. Внедрение проведения заключительного контроля в виде комплексного задания, т.е. тестов, ситуационных задач и реальных, конкретных производственных и учебных задач. Такая практика проверки знаний слушателей использовался фондом “USAID” (США).

Реализация предложенной стратегии качественно улучшить существующий корпоративный связь между НамИСИ и Территориальным главным управлением по автомобильным дорогам Наманганской области, Наманганским учебным центром повышения квалификации работников дорожного хозяйства», ООО «Институт Намангандорпроект», а также Наманганским областным филиалом ООО «Дорожное-проектное бюро». Так как, они являются работодателями и заинтересованы в повышении качества подготовки специалистов-дорожников на основе созданных учебных материалов с их непосредственным участием.

Реальными результатами будут следующие:

- Разработка путевого проводника, охватывающего все вопросы по изучению предметов и применению полученных знаний на практике, а также рекомендуемый рациональный режим дня студента, способствующих повышению успеваемости и посещаемости в период обучения в институте.

- Разработка рабочего учебного плана для 1-курса направления 5340800 «Автомобильные дороги и аэродромы» в тесном сотрудничестве со специалистами - дорожниками.

- Разработка учебных программ предметов по выбору студента в тесном сотрудничестве со специалистами - дорожниками.

- Разработка рабочих учебных программ по всем предметам для направления 5340800 «Автомобильные дороги и аэродромы» в тесном сотрудничестве со специалистами - дорожниками.

- Разработка методических указаний и программ по прохождению ознакомительных, производственных и преддипломных практик в тесном сотрудничестве со специалистами - дорожниками.

- Разработка учебно-методических комплексов по всем предметам в тесном сотрудничестве со специалистами - дорожниками.

- Достижение 100 процентного проведения практических и лабораторных занятий на производственных предприятиях.

- Привлечение ведущих специалистов – практиков для проведения занятий.

- Формирование базы тем для дипломных проектных работ, охватывающих все проблемы дорожного хозяйства.

- Достигается высокий уровень посещаемости и успеваемости студентов, и подготовка конкурентоспособного специалиста-дорожника, которые являются одними из ключевых проблем ВУЗов.

Индикаторы, характеризующие ожидаемых результатов приведены в таблице 1.



**Таблица 1. Индикаторы, характеризующие ожидаемых результатов.**

<b>Индикаторы результатов</b>	<b>До реализации рекомендаций</b>	<b>После реализации рекомендаций</b>
Количество и процент преподавателей, занятых в мероприятиях в производстве В.т.ч. с участием женского пола	3 (30%) 0 (0%)	10 (100%) 1(10 %)
Количество учебных планов и программ, разработанных совместно вузами и производством В.т.ч. с участием женского пола	2 0	20 20
Количество студентов, участвующих в программах стажировки/практики на производстве В.т.ч. с участием женского пола	100 % 100 %	100 % 100 %
Количество производственных рабочих/сотрудников, проходящих обучение на базе НамИСИ В.т.ч. с участием женского пола	0 0	20 6
Количество студентов женского пола, участвующих в проекте	0	10
Количество студентов бакалавриата и магистратуры, докторантов, участвующих в связанных с производством проектах, реализуемых либо в вузе, либо на предприятии В.т.ч. с участием женского пола	5 0	25 5
Количество бакалаврских и магистерских выпускных работ, учитывающих потребности промышленности В.т.ч. с участием женского пола	30 4	40 6
Количество новых исследовательских проектов, реализуемых в НамИСИ с участием производства и/или за счет внешнего финансирования, включая международное В.т.ч. с участием женского пола	1 0	3 3
Количество мероприятий, связанных с производством, организованных в высших образовательных учреждениях. В.т.ч. с участием женского пола	2 2	6 6

***Примечание:** Таблица разработана авторами.*

Для реализации предложения в дорожных организациях Наманганской области и НамИСИ имеются опытные и высококвалифицированные специалисты и профессорско-преподавательский состав, имеющие сертификаты по повышению квалификации и портфолио с высокими баллами, а также опыт работы по

выполнению зарубежных (“Евроазия”, “USAID”) грантов, направленных на разработку учебных программ и учебных пособий для магистратуры.

На решение данной проблемы на кафедре «Автомобильные дороги и аэродромы» ведется научно-исследовательские работы и поданы проекты в Министерство инновационного развития и Министерство высшего и среднего специального образования Республики Узбекистан [4, 5]. Разрабатывается компьютерная программа для мониторинга обеспеченности районных унитарных предприятий дорожной отрасли Республики Узбекистан и ведется консультации с отделом развития транспортной инфраструктуры Министерства инновационного развития, а также Министерством транспорта Республики Узбекистан в рамках прикладного проекта [4].

В настоящее время креативной группой, созданной из числа учёных кафедр «Автомобильные дороги и аэродромы» и «Информационные технологии» НамИСИ под общим руководством академика АН Турон Р.М.Ахмедова разработана автоматизированное программное обеспечение “MONITORIG” и размещен в интернет по адресу <http://loyiha.nammqi.uz>, а также оформляется заявка на получение свидетельство Агентства по интеллектуальной собственности Республики Узбекистан об официальной регистрации программы для электронных-вычислительных машин. В главной странице программного обеспечения “MONITORIG” размещены восемь разделов, в том числе раздел «Трудовые ресурсы», в которой иллюстрируется соответствие специальности сотрудников занимаемой должности, прохождения курса повышения квалификации. Например, в разделе «Трудовые ресурсы» автоматизированного программного обеспечения “MONITORIG” по состоянию на 25 октября 2019 года из 11 сотрудников исполнительного аппарата специальность одного соответствует занимаемой должности, что в процентах составляет 9,09 процентов, а показатель прохождения курса повышения квалификации тоже составляет аналогичную цифру. Эти цифры должны быть соответственно 100 процентов и минимум 33 процента, так как периодичность прохождения курса повышения квалификации равняется трем годам. Такое положение дел отрицательно влияет на качество выполняемых работ. Если принимать, что экономические потери от не соответствия специальности и компетентности сотрудника занимаемой должности, и от не прохождения курса повышения квалификации равными, соответственно одному проценту от общего объема выполняемых работ, то общие потери, по укрупненным расчетам, равняются 2400 миллионам сумам ежегодно [6].

Научной новизной данного исследования являются:

1.Разработка автоматизированного программного обеспечения “MONITORIG” и размещение его в интернет по адресу <http://loyiha.nammqi.uz>.

2.Формирование электронной информационной базы транспортно-эксплуатационного состояния автомобильных дорог и искусственных сооружений [5].

3.Привязка электронной информационной базы транспортно-эксплуатационного состояния автомобильных дорог и искусственных сооружений в геоинформационной системе.

4.Разработка автоматизированного и прозрачного механизма мониторинга районных унитарных предприятий в финансовых ресурсах в среде геоинформационной системы.

5.Разработка автоматизированного и прозрачного механизма мониторинга обеспеченности районных унитарных предприятий в материально-технических ресурсах в среде геоинформационной системы.

6.Разработка автоматизированного и прозрачного механизма мониторинга обеспеченности районных унитарных предприятий в машинах и механизмах в среде геоинформационной системы.

7.Разработка табеля положенности в машинах и механизмах для унитарных предприятий, .

8.Разработка автоматизированного и прозрачного механизма мониторинга обеспеченности районных унитарных предприятий в трудовых ресурсах в среде геоинформационной системы.

9.Разработка автоматизированного и прозрачного механизма мониторинга текучести кадров в среде геоинформационной системы.

10.Расчет потребного количества работников с учетом влияния потребностей в других ресурсах.

**В заключении можно сделать следующие выводы:**

1. Разрабатывается рабочий учебный план для всех направлений обучения (5340800 «Автомобильные дороги и аэродромы») в тесном сотрудничестве с высококвалифицированными специалистами – практиками .

2. Осуществляется разработка учебных программ предметов по выбору студента в тесном сотрудничестве со специалистами - дорожниками.

3. Разрабатывается методические указания и программы по прохождению ознакомительных, производственных и преддипломных практик в тесном сотрудничестве со специалистами - дорожниками.

4. Внедрение рекомендаций создаст реальную основу для разработки учебно-методических комплексов по всем предметам в тесном сотрудничестве со специалистами, имеющими большой практический опыт работы в реальных производственных ситуациях.

5. Достигается углубление и расширение связи и интеграции ВУЗа с производством способствует достижение 100 процентного проведения практических и лабораторных занятий на производственных базах предприятий.

6. Расширение связи между ВУЗом и производством способствует привлечению ведущих специалистов – практиков для проведения занятий.

7. Углубления и расширение интеграции ВУЗа и производства способствует формированию базы тем для дипломных проектных работ, охватывающих все проблемы дорожного хозяйства.

9. Реализация рекомендаций обеспечивает высокий уровень посещаемости и успеваемости студентов, а также подготовки конкурентоспособных специалистов, которые являются одними из ключевых проблем ВУЗов.

#### **Использованные источники:**

1. Указ Президента Республики Узбекистан «О мерах по совершенствованию системы управления дорожным хозяйством» // газета Народное слово, 2017 года 16-февраля, № 34.

2. Ахмедов Р.М. и др. Повышения эффективности обучения студентов с применением приема “ИНСЕРТ” // Материалы республиканской научно-практической конференции. – Наманган, 2018. – С. 253-255.

3. Ахмедлов Р.М. и др. Инновационные педтехнологии в обучении специалистов дорожной отрасли // Материалы республиканской научно-практической конференции. – Наманган, 2018. – С. 253-255.

4. Прикладной проект на тему “Формирование электронной информационной базы технико-эксплуатационного состояния автомобильных дорог и искусственных сооружений в геоинформационной системе, и создание компьютерной программы мониторинга оптимизации материально-технических, трудовых, финансовых ресурсов унитарных предприятий, занимающихся содержанием, ремонтом и реконструкцией автомобильных дорог”, представленный в Министерство инновационного развития Республики Узбекистан для формирования базы тем научных исследований на 2019-2021 годы. Автор проекта академик АН Турон Р.М. Ахмедов. 2019 год.

5. Подготовка конкурентоспособных специалистов – дорожников на основе интеграции высшего образовательного учреждения и производства. Автор проекта к.э.н., доц. Р.М. Ахмедов. 2018 год.

6. Ergashev M., Mamajonov M., Kholmirezayev M. Automation and modulation of highways in gis software // Теория и практика современной науки. – 2020. – №. 5. – С. 9-14.

7. Mukhammadyusuf Ergashev, Valisher Abdurakhimov // The use of basic gps stations, which are situated in Namangan, in the field of automobile roads // журнал “Экономика и социум” №5(72) 2020.

*Ахророва Л., кандидат филологических наук  
заместитель по духовно-воспитательной работе  
директор Академического лицея при  
Джизакском государственном педагогическом институте*

**ПРАВДА, КОТОРУЮ ЗНАЛИ ВСЕ, НО НИКТО НЕ ГОВОРИЛ  
(РАЗМЫШЛЕНИЯ О ПРОИЗВЕДЕНИИ ТАГАЯ МУРАДА «ПОЛЯ  
МОЕГО ОТЦА»)**

*Аннотация: В статье анализируется роман узбекского народного писателя Тогай Мурада «Поля, оставленные моим отцом», обладающий уникальным стилем и содержанием. Он включает в себя причины трагедии, случившейся с человеком, верным идеалам коммунистического строя государства, системы, в которой религиозное образование запрещено. В дополнение к этому он показывает преимущества и недостатки коллективного имиджа хлопководов, который не знает своих прав, не интересуется окружающим обществом и даже не заботится о своем здоровье, что является результатом прямого социального воздействия. о судьбе и поведении человека.*

*Ключевые слова: Тогай Мурад, роман, узбекская проза, Российская империя и трагедии советской эпохи, образ несчастного человека, не знающего своих прав.*

*Akhrorova L.I., Candidate of Philology  
Deputy for Spiritual and Educational Work  
Director of the Academic lyceum under  
Jizzakh State Pedagogical institute*

**THE TRUTH THAT EVERYONE KNEW BUT NO ONE SPEAKED  
(REFLECTIONS ON TAGAY MURAD'S "FIELDS OF MY FATHER")**

*Annotation: The article analyzes the novel "Fields left by my father" by the Uzbek folk writer Togay Murad, which has a unique style and content. It includes the reasons of the tragedy that happened to a person loyal to the ideals of the communistic system of the state, system where religious education is prohibited. In addition to this it shows the advantages and disadvantages of a cotton farmer's collective image who does not know his rights, is not interested in the surrounding society, and does not even care about his own health, which is the result of a direct social impact on the fate and behavior of a person.*

*Key words: Togay Murad, novel, Uzbek prose, Russian empire and the tragedies of the Soviet era, the image of an unhappy person who does not know his rights.*

Произведение Тагая Мурада «Поля моего отца», имеющее уникальную форму и глубокий смысл, – один из лучших романов, созданный за годы независимости, который реалистично отражает, жизнь самоотверженных хлопкоробов в период так называемого «хлопкового дела».

Роман начинается с предложения «Мен фарғоначи Жамолиддин кетмон набираси бўламан», что в логическом переводе означает: «Я внук Джамолиддина по прозвищу «кетмень» родом из Ферганы». События произведения рассказываются от имени Дехканкула. Однако очевидно, что художник стремится не только изобразить образ жизни простых сельчан, но и правдиво рассказать об общенациональных проблемах и реальных факторах, приведших к трагедии.

Сюжет романа построен в хронологическом порядке событий. В целом такой подход помог писателю показать жизнь прошлого в широком эпическом масштабе, судьбу героя в периодической последовательности, развитие его характера. Поэтому в произведении очень много жизненно важных материалов. Воспоминания Дехканкула о своем деде в главе I, его отце в главе II и его юности в главе III описываются с помощью ретроспективы, то есть метода обращения в прошлое.

В романе «Поля моего отца» автор отразил реалии жизни, выпавшие не только на долю дехкан, но и всего узбекского народа. Это и есть основная тема произведения: судьба народа, который живёт по принципу «терпение – золото». Его идея также, с одной стороны, соответствует национальным и общечеловеческим ценностям, а с другой – в ней умело и очень эффектно выражена трагедия народа.

«Поля моего отца» – это история судьбы не одного, а трех поколений – деда, отца и внука. Авторское название произведения служит для чёткого и яркого выражения основной идеи романа. Читатель, знакомясь с судьбой деда и отца Дехканкула, всю жизнь работавших на арендованной земле, и героя произведения – трудолюбивого узбекского хлопкороба, продолжившего дело своих предков, и задаётся вопросом: «так чьи же, всё же, эти поля?».

Тагай Мурад глубоко художественно исследует влияние социально-исторических условий на судьбу и поведение человека. Хотя главный герой романа Дехканкул – бригадир, награжденный орденами Октябрьской Революции и Трудового Красного Знамени, вы не захотите оказаться на его месте. Он человек того государства, в котором живёт – системы, где религиозное образование запрещено и преобладают коммунистические верования. На наш взгляд, гражданская позиция, которая внушала ему идею о том, что рабочий – лучший человек, что он думает только о работе, создала



изъяны в его характере: он несчастлив, не знает своих прав, не имеет ничего общего с другими и даже не заботится о своём здоровье. Поскольку его внутренний мир глубоко освещён автором, мы видим, что он далёк от политики и сплетен, не имеет вредных привычек, никому не причиняет вреда, но погружён в водоворот безразличия (пофигизм), и поэтому женщины не мечтают о таком супруге.

Произведение состоит из X глав и разделено в общей сложности на 273 небольших частей. Объём также короче обычных романов – 195 страниц.

Создатель не хочет помещать небольшие заголовки в каждую главу, следуя укрепившимся в романах традициям. Тот факт, что каждая глава отмечена отдельным номером, помимо уникальности формы произведения остаётся загадкой для читателя.

Глава I разделена на 22 небольшие части. Во время правления хана дед Дехканкула, Джамолиддин-кетмень из Ферганы, который на рассвете начинал свой день с молитвы под звездой Чулпон (Венера), и с наступлением сумраков падал на землю от усталости. Рассказ о причинах его бегства в Денау связанные вторжением царской России, описываются с участием исторических личностей – Мулла Намаза, возглавившего народное восстание, Оклошшо (Белый царь), Кайшовский (в 1876-77 гг. покорил Коканд), Скобелев, в возрасте 32 лет ставший генералом, полковник Чайковский, министр финансов России Вишнегородский, миссионер Остроумов и другие.

Глава II завершается трагической судьбой отца Дехканкула, тело которого было оставлено в поле, смертью плененного Акраба Курбоши участника «движения баспачества», чей образ долгие годы был самым негативным в литературе и кино советской эпохи.

Движение вооруженных борцов за национальное освобождение, известное как «баспачество» официально было признано правомочным лишь после обретения Узбекистаном независимости. Поэтому в этой главе писатель с исторической правдивостью относится к таким фигурам, как вождь революции Ленин, командующий Туркестанским фронтом Фрунзе, приказавший сжечь до тла Бухару, Акчурун, Успенский, Полторацкий, человек сложной судьбы Чанишев, Колесов, секретарь Ленина Рудзутак, Куйбышев и другим. Читатель открывает для себя неведомые ранее для него таинственные миры. Большевики, как известно, под руководством Ленина и советского государственного и партийного деятеля, одного из организаторов борьбы за Советскую власть в Туркестане Ф.И.Колесова, казалось, боролись за право нации на самоопределение, но теперь мы знаем, что на самом деле они боролись «единую и неделимую Россию».

Посмотрите на их судьбу: начиная с «белого генерала» Скобелева, по локоть запачканного кровью Туркестанского народа, повернувшего судьбы тысяч людей в совершенно иное русло, и кончая революционерами и

большевиками, которые были расстреляны в репрессиях 1937 года или умерли по разным причинам. В частности, от сердечного приступа умер генерал Михаил Дмитриевич Скобелев, расширивший границы царской России, получивший несколько титулов и назначенный военным губернатором Ферганы, но после Октябрьской революции 1917 года был демонтирован памятник, установленный для увековечивания его имени. А как понять тот факт, что 9 декабря 2014 года в Москве был установлен новый памятник этому генералу?

Глава III завершается смертью Зиёда – пятиклассника, впервые столкнувшегося с «чёрным трудом» участников сбора «белого золота», друга Дехканкула.

В главе IV мы продолжаем знакомиться с историей прославленного хлопкороба, отца шестерых детей Дехканкула на фоне встречи с дочерью давно умершего директора школы. Он продолжает рассказывать своё недавнее прошлое. В контакте с читателем писатель повествует события бывшей советской эпохи на языке своего героя.

Оптимизируя композицию, автор избегает повторов, отказываясь от подробного описания некоторых событий. Так, в IV по VIII главах деятельность хлопкороба Дехканкула описывается с точки зрения его мыслей, чаяний и забот, образа жизни. Весьма трогательны сюжеты, связанные со смертью его жены, а так же событий, связанные с созданием фильма о нём как человека, прошедшего долгую жизнь от прстыго дехканина и ставшим известным бригадиром.

Глава IX повествует о том, как оклеветанного Дехканкула Акрабовича Джамолиддинова, подвергали мучениям и пыткам в Шувелянской тюрьме, издевались и оскорбляли его, обзывая «недоимком», «тунеядцем», «паразитом», «чурбаном», «бараном». Также в этой главе читатель знакомится с руководителями Узбекистана, членами правительства, элитой советской эпохи, Героями Социалистического Труда, Матерями-Героинями, первыми секретарями областей, генералами, главами районов и хозяйств, а также первым секретарём Кашкадарьинской области Гойповым, заключённых в тюрьму по «узбекскому делу» и с подробностями некоторых случаев, связанных с судьбой Дехканкула. Смирнов, Романов, Капитонов, Соломенцев, генерал Чурбанов, работавшие непосредственно в ЦК КПСС, Генеральный прокурор СССР Рекунков, Председатель Верховного Суда СССР Тербилов... Ответ на свой вопрос кто эти люди – в этой главе. Недаром в народе говорят: «Рыба гниёт с головы, но чистят её с хвоста».

Стоит отметить, что именно в этой главе автор связывает судьбу реальных личностей, в отношении которых возбуждено уголовное дело и заключённых в тюрьму с судьбой вымышленных героев повествования. Автор мастерски показал место, положение и роль исторических личностей в развитии общества в хорошую или плохую сторону, не нарушая реальности событий. Писатель, знакомый с общеизвестной информацией,

посредством художественных размышлений побуждает читателя заинтересоваться корнем излагаемой трагедии. Автор по-своему видит и оценивает мир.

Тагай Мурад не пытается вызвать у читателя чувство жалости к Дехканкулу, наоборот, ситуация, в которую попадает главный герой, социальная среда, события, связанные с ним, изображаются такими, какими они были, отражая тем самым его судьбу во всей её сложности. Если применить к узбекскому дехканину пословицу нашего народа «главное – труд, а в нём – отрада», то эта ситуация побуждает искать причину того, почему так сложилась судьба земледельцев.

Глава X, состоящая из семи небольших частей, завершается заключением под стражу Дехконкула как фигуранта уголовного расследования по «хлопковому делу». В заключение автор заставляет читателя прийти к выводу, что он рассказал о самых тяжелых временах, выпавших на долю узбеков за более чем столетний период.

Тагай Мурад в своей книге «Поля моего отца» описывает истину, которую все мы знали, но никто не говорил. Когда организаторы «узбекского дела» и «хлопкового дела» возбудили уголовное дело, мы думали, что все фигуранты – воры, а некоторые и вовсе не понимали сути этой ситуации. У многих не хватило смелости их защитить. Мы обсуждали тех, кто покончил жизнь самоубийством, говоря: «Не будь виновен, он не наложил бы на себя руки». Потому что мы воспринимаем информацию так, как она представлена.

Автору удалось описать многие события, которые мы видели своими глазами и пережили на «хлопковом фронте», так, как оно и было. Говоря словами Чингиза Айтматова, то, что люди думают, отразилось в творчестве писателя. Действительно, хотя первая хлопкоуборочная машина была создана в 1947 году, было испытано более девяноста новых моделей, ни одна из них не удовлетворяла спрос в качестве заменителя ручного сбора хлопка–сырца, и труд дехкан не облегчался. Отношение к сборщикам, школьникам и колхознику не изменилось.

Размер этого романа невелик. Однако вы будете поражены мастерством писателя, который может дать разумные ответы на вопросы, заставляющие читателя задуматься, поскольку автор умело использовал большой объем информации.

Произведение заканчивается трагедией Дехконкула. Он был приговорён к восьми годам лишения свободы по статье 153 Уголовного кодекса Республики Узбекистан передвижным судом, который состоялся во Дворце культуры хлопкового комбината Денау. Слово предоставляется обвиняемому Джамолиддинову Дехконкулу Акрабовичу. Его последняя просьба – «Разрешите взглянуть на мои поля...». Такой поступок Дехконкула, всю жизнь трудившийся на хлопковых полях – нормальное явление, но не нормальное для нас.

Возможно, неправильно возлагать всю вину на Дехканкула. Невозможно было быть другим человеком в условиях системы, окружающего общества, государственного управления, требовавшего плана, идеологии советской эпохи. Кроме того, сколько людей погибло за эту систему. Потому что он незаменимый труженик, трудолюбивый дехканин, «трудоголик».

В 1971 году психолог Уэйн Отс известил науку о состоянии человека, головой окунувшегося в труд. До недавнего времени сущность таких терминов, как «трудоголизм», «алкоголизм», «наркоголизм» оставалась для нас загадкой. Сейчас в современной психологии пишут о беспомощном, переутомленном человеке, у которого нет собственной воли. Он в некотором смысле типичный представитель зависимых от идеологии экономически существующей системы, людей.

Психологами были озвучены обоснованные данные о «трудоголике» в отношении того, что он идентичен человеку, принимающему наркотики, не способному остановить себя от употребления алкоголя, однако вопрос о том, следует ли лечить таких людей отдельными препаратами, остался открытым. Но одно следует признать очевидным: точно так же, как алкаголик теряет семью, репутацию, здоровье, человек, головой окунувшийся в труд, теряет контроль над воспитанием детей, теряет здоровье.

Роман создан в то время, когда человеческая природа, не интересующаяся о чаяниях близких, не заботящаяся об отдыхе, собственном здоровье или даже не думающая о замене тяжелого труда каким-либо другим полезным делом, не может измениться сама.

Во всяком случае, произведение обогатило узбекскую литературу новым героем, новым творческим приёмом, новым стилем содержания и формы и спасло её от утопления в болоте материализма.

Однако в некоторых частях романа «Поля моего отца» автор не учёл несоответствие логики ситуации сюжетному элементу. Во второй главе романа отец Дехканкула – Акраб, арестован и расстрелян как участник «басмаческого движения». В истории Узбекистана официально отмечено, что «басмачество» длилось с 1918 по 1935 годы. Достаточно информации об этом дал Насриддин Назаров в своём научном исследовании, посвященном жизни и деятельности «Мухаммада Ибрагимбека Лакая»<sup>36</sup>. Таким образом, у нас есть все основания предполагать, что отец Дехканкула умер примерно в 1930 году. Потому что он в беседе с женой сказал, что в Восточной Бухаре он встретился с Ибрагимбеком, самым известным лидером басмачей, добавив: «Мы были в Кулябе. Мы тренировались под руководством Хазрата Ибрагимбека Курбоши».

---

<sup>36</sup> Насриддин Назаров. Второе дополненное издание. 2006год, Ташкент, библиотека сайта [www.ziyouz.com](http://www.ziyouz.com).

Ибрагимбек, который в течение десяти лет боролся против Советского правительства, осознал тщетность борьбы и сдался в июне 1931 года. 31 августа 1931 года по решению суда он был приговорён к расстрелу.

Итак, учитывая, что в романе повествуется о реальных исторических событиях, мы приходим ко второму предположению: «Дехканкул, должно быть, родился в 1926 году». Науке известно, что память у маленького ребёнка формируется только тогда, когда ему около четырёх лет. Не требует излишних комментариев то, что увидев тело своего отца, которого расстреляли, как собаку, в чистом поле, мальчик впал в депрессию, ходил по крыше домов, крича «Руки вверх, басмачь!». Однако только в 1937 году пятиклассник был отправлен на хлопковое поле со словами: «Хлопковое поле будет твоей записной книжкой, хлопок – твоим чистописанием!» Почему-то время в реальной жизни не совпадает с периодом, о который повествует автор.

На наш взгляд, в главе III Тагай Мурад описал период своих школьных годов, опустив историю, равную почти в четверть века. Основанием этой мысли может служить то, что его главный герой выступает в роли проводника, указывающего с флажком в руке лётчику самолёта «АН-2», разбрызгивающего на хлопковое поле бутифос, чтобы опали листья хлопчатника, и появилась возможность использования хлопкоуборочных машин.

Автор привёл информацию о том, что первая хлопкоуборочная машина была создана в 1947 году. Самолет «Аннушка» и «Кукурузник», изобретенный конструктором О.К. Антоновым, прошёл первые испытания 31 августа 1947 года. Производство началось в 1949-1952 годах в Киеве. Таким образом, мы заключаем, что описанные события имели место в 1960-х годах и позже.

Также в этой же главе описание события, не противоречащее условиям того времени, далеко от реальности: несмотря на то, что мать Дехканкула заявляет о своей беременности, чиновники твердят «хлопок не знает беременности», и отправляют её на сбор хлопка в колхоз имени Сталина (Сталин руководил СССРом в 1924–1953 годах). Болхин собирает хлопок с утра до вечера. Он выиграет соревнование. Получает флаг. Его фото появляется в газете. Но тот факт, что мать родила ребёнка в поле, хотя ещё и не настало время для родов, вызывает второй вопрос: почему так, ведь её муж Акраб давно умер. Включив этот случай в своё произведение, автор закрыл глаза на логику ситуации, пытаясь показать суровость советской эпохи, вакханальное обращение с женщинами и даже несправедливость через судьбу женщины, не знавшей своих прав. Возможно, этому тоже можно поверить.

В главе IX, судя по тому, как автор говорит языком своего героя, что когда в дом Дехканкула ворвались с пистолетом, чтобы схватить его, «Дети словно прилипли на ноги нашей матери. Невыспавшиеся дети плакали. Дети



плакали, еле открывая глаза. Дети гурьбой крутились вокруг нашей матери», – имея в виду естественное состояние детей, его дети были ещё маленькими.

Это истинная трагедия, когда старуха ворчит своим внукам: «Не даёте мне спокойно помереть, протянув ноги!», «Лишь на кладбише найду покой от мирской суеты, и никак не иначе!», когда после смерти невестки его дети остались на попечении несчастной старухи. В описании этого инцидента читатель ищет ответ на другой вопрос: «Сколько лет было Дехканкулу, когда его арестовали?».

Вафо Файзуллох в послесловии к сборнику избранных произведений Тагай Мурада пишет: «Даже если мы работали в городе, за станком, мы молились, чтобы погода была хорошей, год выдался дождливым и богатым на урожай. Большинство из нас болели за хлопок, и мы умирали от этой боли», как бы открывая завесу правды, скрытой в наших сердцах. Однако у нас есть возражение относительно его высказывания о том, что «текст романа «Поля моего отца» раскрывает самые трудные моменты жизни узбеков за почти четверть века»<sup>37</sup>.

Подробности описываемых в романе событий – это не события, произошедшие за короткий промежуток времени, а судьбоносный период с 1876 по 1991 год, то есть, более 100 лет, в котором жили дед, отец, внук. Читатель также оценивает государственный строй той эпохи. На наш взгляд, таких вопросов не возникло бы, если бы наследниками были представители не трёх поколений – деда, отца, внука, но и четвертого поколения, если бы Дехконкул был сыном внука и приходился деду правнуком.

Роман не является ни историческим произведением, ни справочником по хлопководству. Но почему-то мы называем эту работу совершенным произведением литературного искусства, которое содержит рекомендации и руководства для производителей сельскохозяйственной продукции, но служит руководством, написанным на языке, понятном для нынешних фермеров, подробно, от нитки до иглы объясняет основы выращивания хлопка.

Своё мнение об этом произведении литературовед Умарали Норматов выразил следующим образом: «Трудно перечислить катклизмы и катастрофы, вызванные колониализмом, его бесчисленные ужасные последствия, связанные с попранием национального духа, забвением самоосознания, пробуждением в природе человека свойств смирения, рабства, чтобы превратить его полное невежество»<sup>38</sup>. Мы не можем согласиться с этими доводами, потому что нам нравится перекладывать всю вину на советское время и прошлое. Мы перешли на новую систему со старым багажом хозяйствования, отношение к дехканину и желание

<sup>37</sup> В.Файзуллох. «Абадият», Тагай Мурад. Избранные произведения. – Ташкент: издательско-полиграфическое акционерное компания «Шарк», 2018. – стр. 702.

<sup>38</sup> Норматов У., «Беназир бадийи обида ёхуд асрлар ғами силсиласининг интиҳоси». [togaymurod.uz](http://togaymurod.uz)



выращивать хлопок сохранялись до недавнего времени. До прихода к власти Ш.Мирзиёева...

Произведение было написано в 1986–1991 годах, то есть почти за четверть века до обретения нашей страной статуса независимости.

Тагай Мурод продолжил созданные до него традиции узбекского и мирового романа, но создавал свои произведения по-новому, в новой форме и содержании. «Я поставлю памятник узбекскому народу», – сказал однажды писатель, оставивший бесценное наследие в узбекском языке и литературе.

#### **Использованные источники:**

1. Абдулла Қаххор. Асарлар, Олти томлик, 6-том, Т. Ғ.Ғулом номидаги Адабиёт ва санъат нашриёти, Т. 1971. 323-324-бетлар.
2. В.Файзуллоҳ. “Абадият” Тоғай Мурод. Танланган асарлар. – Тошкент: “Шарқ” нашриёт-матбаа акциядорлик компанияси, 2018. – 702 б.
4. Тоғай Мурод. Танланган асарлар. – Тошкент: “Шарқ” нашриёт-матбаа акциядорлик компанияси, 2018. – 702 б.
5. Қурононов Д., Мамажонов З., Шералиева М. Адабиётшунослик луғати. – Тошкент: Akademnashr, 2010. – 397 б.
7. Саид Аҳмад. “Тоғай Муроднинг кўшиқлари” 1994 йил.
8. Норматов У. “Беназир бадийи обида ёхуд асарлар ғами силсиласининг интиҳоси” [togaymurod.uz](http://togaymurod.uz)
- 9.. Йўлдошев Қ. “Тоғай Мурод бадиияти” [togaymurod.uz](http://togaymurod.uz)
10. Адабиёт назарияси. 2 жилдлик. 1-жилд. Адабий асар. – Тошкент: Фан, 1978. – 416 б.
11. Адабиёт назарияси. 2 жилдлик. 2-жилд. Адабий-тарихий жараён. – Тошкент: Фан, 1978. – 416 б.
12. Адабий турлар ва жанрлар. Уч жилдлик. 1-жилд. – Тошкент: Фан, 1991. – 384 б.

*Бахритдинов З.П.  
кафедра оториноларингологии  
Андижанский государственный медицинский институт*

## **ПОВЫШЕНИЕ ЭФФЕКТИВНОСТИ НАРУЖНОГО ОТИТА ПРИ ПОМОЩИ ГИРУДОТЕРАПИИ**

*Аннотация: В статье приведены результаты изучения эффективности ги-рудотерапии у больных патологии наружного отита. Изучалась функциональная активность слухового нерва у 68 больных с патологием наружном отите. На протяжении двух недель больным проводили гирудотерапию (16-28 пиявок). В результате лечения отмечено повышение функциональной активности органа, нормализация гидродинамики, положительные сдвиги общей и местной гемодинамики. Полученные результаты позволяют рекомендовать гирудотерапию в комплексном лечении больных наружном отите.*

*Ключевые слова: наружной отит, гирудотерапия.*

*Bakhritdinov Z.P.  
Department of Otorhinolaryngology  
Andijan State Medical Institute*

## **INCREASING THE EFFECTIVENESS OF EXTERNAL OTITIS WITH HIRUDOTHERAPY**

*Resume: The article presents the results of studying the effectiveness of hirudotherapy in patients with otitis externa pathology. The functional activity of the auditory nerve was studied in 68 patients with otitis externa pathology. For two weeks the patients underwent hirudotherapy (16-28 leeches). As a result of the treatment, an increase in the functional activity of the organ, the normalization of hydrodynamics, and positive shifts in general and local hemodynamics were noted. The results obtained make it possible to recommend hirudotherapy in the complex treatment of patients with external otitis media.*

*Key words: otitis externa, hirudotherapy.*

**Актуальность.** Наружный отит представляет собой группу воспалительных заболеваний наружного уха (ушной раковины, наружного слухового прохода и наружного слоя барабанной перепонки) различной этиологии[3,7]. Достаточно широкая распространенность и значительный рост заболеваемости, упорное течение и высокая вероятность рецидивирования на фоне ряда предрасполагающих факторов обуславливают присталь-

ное внимание оториноларингологов к различным аспектам данной патологии[1,4].

Предпочтение при лечении пациентов с наружными отитами отдается группе препаратов с топическим действием[2,5]. Одним из наиболее эффективных методов для лечения пациентов с диффузными наружными отитами являются гирудотерапия, которые хорошо себя зарекомендовали в клинической практике[6].

**Цель исследования.** Целью настоящего исследования явилась оценка эффективности применения гирудотерапии в комплексной терапии больных наружного отита.

**Материалы и методы исследования.** Изучалась функциональная активность слухового нерва у 68 больных с патологией наружном отите. На протяжении двух недель больным проводили гирудотерапию (16-28 пиявок).

**Обсуждение.** Гирудотерапия является эффективным вспомогательным методом лечения многих заболеваний. Например, глаукомы, отитов, фурункулёза, хронических запоров и даже ожирения. Пиявки также оказывают благоприятное влияние на весь организм, нормализуя обмен веществ и укрепляя иммунитет.

Гирудотерапия является эффективным способом лечения острых воспалительных заболеваний ЛОР-органов. Иногда гирудотерапию используют как отдельный метод, но чаще всего ее применяют в совокупности с антибиотикотерапией и физио-процедурами.

Пациенты с наружными отитами составляют от 17 до 23% от общего количества пациентов, обращающихся к врачу-оториноларингологу за медицинской помощью. Учитывая, что наружные отиты довольно часто возникают на фоне воспаления среднего уха, то частота выявления таких пациентов увеличится во много раз. Причем следует отметить, что в последнее время частота поражений наружного уха имеет неуклонную тенденцию к росту во всем мире[1]. Наружные отиты могут быть классифицированы на основании этиологии заболевания, локализации воспалительного процесса, а также по длительности течения самого заболевания.

В отоларингологии гирудотерапию стали использовать не так давно. На сегодняшний день в нашей клинике с помощью медицинских пиявок мы успешно лечим гаймориты, фронтиты, острые невриты слухового нерва, отиты, ушные шумы, хроническую сенсоневральную тугоухость, заболеваниях околоносовых пазух, идиопатическую и медикаментозную форму вазомоторного ринита.

Показанием для включения гирудотерапии в комплекс лечебных мероприятий в оториноларингологии являются: острый неврит слуховых нервов, ушные шумы при неврите слуховых нервов, средние и наружные острые отиты с выраженным болевым синдромом, адгезивный средний

отит, вторичные невралгии тройничного нерва на фоне воспалительных изменений в околоносовых пазухах. Место постановки пиявок зависит от локализации воспалительного процесса. Если воспаление локализовалось на входе в слуховой проход, то пиявок ставят на козелок и непосредственно на место воспаления. При диффузном поражении всего слухового прохода пиявок располагают в заушной области, отступая 1 см от места прикрепления ушной раковины и параллельно ей. Количество пиявок на один сеанс 1—3 штуки. Продолжительность сеанса 5—7 минут. На курс лечения рекомендуется 2—4 сеанса.

Включение гирудотерапии в комплекс лечебных мероприятий позволило в течение суток ликвидировать болевой синдром, а среднее время нетрудоспособности больных сократилось на 1,1 дня и составило 5,1 дня.

Быстрое развитие научной медицины по второй половине XIX века, расцвет микробиологии, внедрение антисептики и асептики привели к резкому сокращению применения пиявок. Их стали рассматривать как возможный источник инфекции. Поэтому вместо гирудотерапии стали широко использовать «жильное» кровопускание или кровопускание с помощью кровотоносных банок, как более простой и надежный способ. И в первое десятилетие XX века пиявки почти полностью исчезли из арсенала лечебных средств.

Хотя, впоследствии было показано, что и секрет слюнных желез, и содержимое кишечного канала пиявки обладают бактериостатическими свойствами по отношению к ряду патогенных микроорганизмов, однако, такого широкого распространения, как прежде, гирудотерапия уже не получила. Обилие синтетических фармацевтических препаратов резко уменьшило спрос на медицинские пиявки.

Методы гирудотерапии, как местные, так и общие, разработаны и апробированы на кафедре оториноларингологии Андижанского государственного медицинского института совместно с лабораторией клиники АГМИ на основе традиционных, исторически сложившихся методов лечения пиявками.

**Вывод.** Целесообразность исследования заключается в том, что результаты исследования расширяют представления об этиологии, факторах риска механизме развития, разнообразии клинических проявлений наружного отита эффективности их гирудотерапии.

Медицинские пиявки обладают несколькими важнейшими лечебными свойствами, которые активно используются в современной отоларингологии для лечения различных заболеваний и патологий.

Подводя итог, необходимо отметить, что лечение острого наружного диффузного отита, учитывая его поли-этиологичность, порой является непростой задачей. Правильной постановке диагноза способствует грамотно собранный анамнез заболевания, данные отоскопии и

микробиологического исследования. Основой терапии наружного отита является применение гирудотерапии.

**Использованные источники:**

- 1.Адилова Ф.М. Гирудотерапия в лечении наружных отитов // Вестн. оторинолар: Материалы III Российской науч.-практ. конф. «Наука и практика в оториноларингологии»: Сб. тр. М., 2014. - С. 168.
- 2.Бурмистрова Т.В. Современные этиопатогенетические аспекты экссудативного среднего отита // Рос. оторинолар. 2014. - № 1(8). - С. 25 - 28.
- 3.Дмитриев Н.С. Милешина Н.А. Хирургическое лечение больных экссудативным средним отитом // Вестн. оторинолар. 2013. - № 6. - С. 49 - 51.
- 4.Лебедев Ю.А. Эвентрация и пластика ретракционных карманов барабанной перепонки при хроническом секреторном среднем отите // Проблемы и возможности микрохирургии уха / Материалы Российской науч.-практ. конф. оторинолар. Оренбург, 2012. - С.76 - 79.
- 5.Mion O. de Mello J.F., Lessa M.M. et al. The Role of Rhinitis in chronic otitis media // Otolaryngol. Head Neck Surg., 2013. 128. - 1. - p. 27 -31.
- 6.Yuki H., Fischman W. H. Purification and characterization of leech hyaluronic acid endo b-glucuronidase // J. Biol. Chem. - 2003. - Vol. 238. -P. 1877- 1879.
7. Zwislocki J. Normal function of the middle ear and its measurement // Audiology. 2008. - Vol. 21. - P. 4 - 14.

*Бекмуратова С.  
Хакимов Н.С.  
кафедра онкологии и медицинской радиологии  
Андижанский государственный медицинский институт*

## УЛЬТРАЗВУКОВАЯ ДИАГНОСТИКА ОРГАНОВ БРЮШНОЙ ПОЛОСТИ

*Аннотация: Представлены данные эхосемиотики закрытых повреждений органов брюшной полости и забрюшинного пространства, данные об информативности ультразвукового исследования в выявлении таких повреждений. Показана важная роль УЗИ в диагностике и выборе тактики лечения пациентов с закрытыми травмами живота и забрюшинного пространства.*

*Ключевые слова: травмы живота, ультразвуковая диагностика.*

*Bekmuratova S.  
Khakimov N.S.  
Department of Oncology and Medical Radiology  
Andijan State Medical Institute*

## ULTRASONIC DIAGNOSTICS OF THE ABDOMINAL CAVITY ORGANS

*Resume: The data on echosemiotics of closed injuries of the abdominal and retroperitoneal organs, data on the informative value of ultrasound examination in identifying such injuries are presented. The important role of ultrasound in the diagnosis and choice of treatment tactics for patients with closed abdominal and retroperitoneal injuries has been shown.*

*Key words: abdominal trauma, ultrasound diagnostics.*

**Актуальность.** В течение нескольких десятков лет ультразвуковая диагностика использовалась как скрининговый метод патологии паренхиматозных органов. За последнее время с применением аппаратов высокого класса и мультислотных датчиков возможности данного метода значительно расширились.

В настоящее время метод достаточно широко можно использовать для исследования полых органов, получить данные об особенностях их строения и расположения. При эхографическом исследовании желудка и кишечника можно визуализировать нормальную структуру стенки с определением слоёв, тем более можно определить наличие патологических изменений в её толще со значительной степенью достоверности [3].



Получить информацию о локализации, распространённости процесса и заинтересованности прилежащих тканей [5,7].

По данным разных авторов, летальность при изолированной травме органов брюшной полости колеблется от 5,1 до 20,4 %, а при сочетанной травме (СТ) она составляет от 18,3 до 64 % [2,4].

Распознавание закрытых повреждений органов брюшной полости продолжает оставаться одной из сложнейших задач, стоящих перед хирургом. Причинами этого являются переменность характера травмирующих сил и мест их приложения, иногда значительно удаленных от проекции поврежденного органа.

Разнообразие характера повреждений отдельных органов и их сочетаний, неоднозначность симптоматики и отсутствие абсолютных клинических признаков делают эту задачу порой трудноразрешимой [1]. Физикальное обследование пациентов с закрытыми травмами живота (ЗТЖ) и забрюшинного пространства (ЗП) часто только позволяет заподозрить катастрофу в брюшной полости. Необходимы объективные подтверждения этих подозрений [3,6]. В этой связи большой интерес в диагностике повреждений внутренних органов при ЗТЖ и ЗП представляет ультразвуковое исследование (УЗИ), особенно при множественной и сочетанной травме, когда из-за тяжести состояния пострадавшего невозможно выполнить полный объем исследований.

Преимущества УЗИ перед другими диагностическими методами исследованиями: быстрый, неинвазивный метод исследования, предоставляющий информацию о структуре и морфологических изменениях внутренних органов, позволяющий определить наличие жидкости в брюшной полости, не несущий лучевой нагрузки; экономически эффективен и рентабелен в сравнении с компьютерной томографией и лапароскопией при диагностике ЗТЖ [2,5]. Многие авторы считают УЗИ

**Цель исследования.** Совершенствование способов ультразвуковой диагностики неалкогольной жировой болезни печени, основанных на количественной оценке эхогенности паренхимы печени.

**Материалы и методы исследования.** Группа исследования представлена 153 пациентами (47 мужчин и 106 женщин) с метаболическим синдромом. Контрольную группу составили 88 человек (19 мужчин и 69 женщин) в возрасте от 25 до 65 лет.

**Результаты исследования.** Повреждения органов брюшной полости имели 320 (54,5 %) пациентов из 587 поступивших с СТ и подозрением на ЗТЖ и ЗП. Повреждение одного органа было у 223 (69,7 %) пациентов, у 97 (30,3 %) пациентов выявлено повреждение двух и более органов. Данные УЗИ верифицированы интраоперационно, при консервативном лечении диагноз верифицировался при комплексном динамическом наблюдении.

У пациентов с травмой паренхиматозных органов нами принципиально выделено 2 вида повреждений: 1 — повреждение органа с

нарушением целостности его капсулы, сопровождающееся кровотечением и 2 — повреждение органа без нарушения целостности его капсулы, то есть с образованием внутриорганной гематомы, не сопровождающееся кровотечением. Выявлены прямые и косвенные ультразвуковые (УЗ) признаки каждого из этих видов повреждений. Прямые признаки первого вида повреждений: неровность и прерывистость контура органа, неоднородность паренхимы органа. В зависимости от степени организации внутриорганной гематомы неоднородность паренхимы органа выглядит как гипо- и анэхогенные участки с неровными, нечеткими контурами иногда с гиперэхогенными включениями, либо как гиперэхогенные участки с гипо- или анэхогенными включениями (рис.1). Косвенным признаком была свободная жидкость в брюшной полости.

Прямые признаки второго вида повреждения следующие: контуры органа четкие ровные, паренхима органа неоднородная, определяются внутриорганные эхогенные структуры с нечеткими неровными контурами (гематомы). Косвенные признаки: размеры органа обычные или увеличены, свободная жидкость в брюшной полости (БП) отсутствует. Выявлено повреждений печени—41, селезенки — 80.

При повреждении печени достоверно положительных (ДП) результатов—35, селезенки — 68; ложноположительных (ЛП) 1 — печени и 0—селезенки; ложноотрицательных (ЛО) 5—печени и 12 — селезенки. Повреждений без нарушения целостности капсулы и без гемоперитонеума выявлено 20: печень — 6, селезенка — 14.

Косвенные УЗ признаки: увеличение размеров почки или отсутствие визуализации органа с выявлением в этой зоне неоднородной структуры, утолщение паренхимы почки и изменение ее эхогенности, изменение эхогенности коркового слоя с его утолщением, выявление симптома выделяющихся пирамидок, выявление забрюшинной гематомы. Подкапсульные гематомы почки определяются как гипо- или анэхогенные образования с гиперэхогенными включениями. Всего выявлено повреждений — 32, из них разрывов почки 2. Результаты ДП — 25, ЛО — 6, ЛП — 1.

Ушибы передней брюшной стенки имели 276 пациентов. При УЗИ получено ЛП результатов 19.

Таким образом, при УЗИ пациентов с СТ и подозрением на ЗТЖ и ЗП получены следующие результаты: ДП — 288, ЛП — 21, ЛО — 32, ДО — 246. Чувствительность УЗИ при повреждении органов брюшной полости составила 90 %, специфичность — 92,1 %, точность — 91 %. При выявлении гемоперитонеума чувствительность — 89 %, специфичность — 93 %, точность — 91 %.

**Вывод.** УЗИ органов БП — скрининговый метод диагностики у пациентов с СТ живота. Он предоставляет информацию о структуре и

морфологических изменениях внутренних органов, позволяет определить наличие жидкости в брюшной полости при поступлении и в динамике.

**Использованные источники:**

1. Ермолаева Н. К. Выбор тактики лечения закрытых травм живота и забрюшинного пространства по ультрасонографическим данным: Автореф. дис. ...к. м. н. — Волгоград, 2004. — 22 с.
2. Закрытые повреждения живота при сочетанной механической травме, сопровождающейся шоком / Под ред. С. Ф. Багненко. — СПб., 2006.
3. Маскин С. С., Ермолаева Н. К., Шварцман И. М. и др. // Кубанский научный медицинский вестник. — 2007. — № 4—5. — С. 90—94.
4. УЗИ внутренних органов: Бертольд Блок; пер. с нем; под общ. ред. проф. Зубарева А.В. — М.; МЕДпресс-информ, 2007. — 256 с.
5. Ультразвуковая диагностика. Практическое руководство / Гюнтер Шмидт; пер. с англ.; под общ. ред. проф. Зубарева А.В. — М.: МЕДпресс-информ, 2009. — 560 с.
6. Чирков Р. Н., Васютков В. Я., Шабанов Ю. А. Диагностика и хирургическое лечение повреждений печени // Хирургия. — 2006. — № 4. — С. 42—45.
7. Vicki E. Noble, Bret Nelson, A. Nicolas Sutingeo. Manual of Emergency and Critical Care ultrasound. — Cambridg, 2009. — P 41—43.

*Беньковская О.Г.  
студент Департамента магистратуры  
Тольяттинский государственный университет  
Россия, г. Тольятти*

## **ОСОБЕННОСТИ АНАЛИЗА ФИНАНСОВЫХ РЕЗУЛЬТАТОВ НА ПРЕДПРИЯТИЯХ ТОРГОВЛИ**

*Аннотация: Статья посвящена вопросам анализа финансовых результатов деятельности предприятий торговли, обоснованию новых направлений и показателей анализа, позволяющих более детально оценить факторы формирования прибыли.*

*Ключевые слова: финансовый результат, прибыль, доходы, расходы, издержки обращения.*

*Benkovskaya O.G.  
Master's student  
Togliatti State University  
Russia, Togliatti*

## **FEATURES OF ANALYSIS OF FINANCIAL RESULTS AT TRADING ENTERPRISES**

*Annotation: The article is devoted to the analysis of the financial results of trade enterprises, the substantiation of new directions and indicators of analysis, allowing a more detailed assessment of the factors of profit formation.*

*Key words: financial result, profit, income, expenses, distribution costs.*

Торговля в настоящее время является одним из самых привлекательных видов деятельности, в особенности для малого и среднего бизнеса. В первую очередь эта привлекательность заключается в довольно быстром обороте денежных средств и получении прибыли.

Явного лидера в этом сегменте определить очень сложно, но статистика показывает, что одними из самых прибыльных видов торговой деятельности являются те, которые непосредственно связаны с обеспечением комфортных условий жизнедеятельности человека. Таким образом, эффективное функционирование организаций торговли способствует повышению благосостояния страны в целом.

Среди особенностей работы торговых организаций можно отметить:

– Специфичность состава и структуры активов и капитала.

«В торговле активы представлены, как правило, оборотными средствами. Состав оборотных активов представлен преимущественно

товарными запасами, часто на их долю приходится более 90% всех оборотных активов» [2].

– Небольшой процент величины основных средств по сравнению с величиной торгового оборота.

К ним в торговле относятся в основном складские помещения, транспорт. При этом чаще всего средства труда арендованные.

– Низкое значение уставного и собственного капитала.

«Недостаточность собственного капитала толкает торговые организации к привлечению заемного, при этом представлен он в основном краткосрочными обязательствами, в виде банковских кредитов сроком погашения до года, а также в форме товарного кредита - кредиторской задолженности перед поставщиками товаров» [2].

– Низкий уровень величины свободных денежных средств. Для получения максимального значения выручки денежные средства должны постоянно находиться в обороте. В конечном счете, варианты решения этих специфических проблем скажутся на результатах хозяйственной деятельности, в виде ряда показателей, отражающих наличие, формирование и использование финансовых результатов.

Следует отметить, в торговых организациях имеются существенные особенности в порядке формирования финансовых результатов.

Далее подробно рассмотрены эти отличительные черты. Главным источником доходов в торговле являются реализованные торговые надбавки. А вернее, валовая прибыль - это сумма реализованных торговых надбавок. Реализация товаров торговыми организациями осуществляется преимущественно по свободным продажным ценам. Такой вывод следует из Методический рекомендаций по формированию и применению свободных цен и тарифов на продукцию, товары и услуги от 06.12.95 N СИ-484/7-982.

Торговые надбавки необходимы для «возмещения расходов на реализацию и прочих расходов, связанных с осуществлением его хозяйственной деятельности и образования прибыли от продаж. Тем самым организация создает условия для самоокупаемости и самофинансирования текущей деятельности в предстоящем периоде» [7].

Уровень торговой надбавки, являясь одной из основных составляющих системы управления доходами торгового предприятия, существенно влияет на уровень финансового состояния и объемы товарооборота торгового предприятия. Размер реализованной торговой надбавки должен не только покрывать издержки обращения предприятия торговли, но и гарантировать получение организацией определенного размера прибыли. Поэтому следует уделять особое внимание выявлению ресурсов роста валового дохода, таких как: увеличение объема товарооборота, усовершенствованию качества его структуры, сокращения и предупреждения возникающих издержек обращения.

Издержки обращения - сумма расходов, связанных с осуществлением торговой деятельности, то есть доведением товаров от производителей до потребителей. В состав затрат входят практически все расходы, связанные со снабженческо-сбытовой деятельностью. Издержки обращения образуют опору для установления уровня цен, то есть самую низкую цену, которую торговое предприятие способно назначить за реализуемый товар.

Показатель «издержки обращения» отличается от показателя «себестоимость продукции» тем, что в его состав не включается закупочная стоимость товаров. Термин «покупная стоимость товара» используется в НК РФ для обозначения стоимости товара согласно условиям договора поставки.

В соответствии с п.п. 3 п. 1 ст. 268 НК РФ налогоплательщик также вправе уменьшить доходы при реализации покупных товаров на сумму расходов, непосредственно связанных с такой реализацией, в частности на расходы по оценке, хранению, обслуживанию и транспортировке реализуемого имущества.

Порядок определения таких расходов по торговым операциям регламентирован ст. 320 НК РФ. Следует отметить, торговые фирмы для учета расходов счет 26 не применяют. Эти затраты они отражают на счете 44 «Расходы на продажу». Следовательно, строку 2220 «Управленческие расходы» данные организации не заполняют. Все общехозяйственные расходы, связанные с управлением торговой организацией, вписывают в строку 2210 «Коммерческие расходы».

Важнейшим элементом в развитии торговой деятельности является привлечение внешнего финансирования в виде кредита или инвестиций. И только экономическая деятельность, которая является источником получения прибыли, привлекает внимания потенциальных партнеров по бизнесу и кредиторов. Вследствие этого важная задача экономического субъекта - получить больше прибыли при наименьших затратах методом соблюдения режима экономии в расходовании средств и наиболее эффективного их использования. Величина прибыли - параметр управляемый, и управлять ею необходимо на всех стадиях коммерческого цикла, начиная от закупок товарных запасов и материалов и заканчивая сбытом продукции. Для оценки способности организации приносить необходимую прибыль, применяются методы анализа финансовых результатов деятельности.

Процесс развития данного сегмента экономики в нашей стране идет весьма интенсивно, следовательно, анализ финансовых результатов в этой отрасли приобретает особую значимость, так как позволяет определить:

- стабильность получаемых доходов и производимых расходов;
- какие элементы отчета о финансовых результатах могут быть взяты на вооружение для прогнозирования финансовых результатов;
- эффективность использования вложенного капитала;



- производительность осуществляемых затрат;
- эффективность управления организацией в целом.

Таким образом, ключевой целью анализа финансовых результатов является не только получение объективной картины текущего финансового состояния организации, но и в прогнозировании эффективности деятельности в проекции на ближайшую перспективу.

Анализ финансовых результатов позволяет оценивать тенденции развития отчетного текущего периода в сравнении с базисным. При этом основной целью является оценка деятельности организации относительно предстоящих условий существования. Цели анализа достигаются в результате решения определенного взаимосвязанного комплекса аналитических задач:

- исследование возможностей получения прибыли в соответствии с имеющимися ресурсами предприятия и конъюнктурой рынка;
- управление планами реализации и контроль их выполнения;
- диагностика влияния объективных и субъективных факторов на финансовые результаты деятельности организации;
- выявление резервов увеличения прибыли и рентабельности;
- оценка работы предприятия по потенциальным направлениям использования выявленных резервов;
- разработка проектов по достижению экономической эффективности деятельности организации.

Оценка финансовых результатов может быть выполнена с различной степенью детализации в зависимости от цели анализа, имеющейся информации, программного, технического и кадрового обеспечения.

Анализ финансовых результатов торговой организации позволяет сделать выводы об эффективности его деятельности и оценить:

- результативность коммерческой работы как торгового предприятия в целом, так и его структурных подразделений;
- факторы, влияющие на получаемую прибыль по конкретным видам реализуемых товаров и предоставляемых услуг;
- расходы на торговую деятельность (издержки обращения) и тенденции их изменения, что необходимо для определения продажной цены и расчета рентабельности;
- обоснованность политики распределения и использования прибыли;
- оптимальные пути решения коммерческих проблем торгового предприятия для максимизации прибыли в последующие отчетные периоды.

В отечественной экономической теории долгое время считалось, что единственным источником прибыли является труд. Без сомнения, труд является источником формирования прибыли, но она может быть получена

и на основе привлечения капитала, а также с помощью ряда других критериев [6].

Финансовые результаты с положительной динамикой достигаются путем разработки комплекса мер, включающих основные элементы и факторы, которые оказывают прямое влияние на осуществление рыночной деятельности организации.

«К конкретным задачам по улучшению финансового результата относятся:

– оптимизация затрат (оценка размеров и структуры, выявление резервов, рекомендации по снижению и др.);

– оптимизация доходов (соотношение прибыли и налогов, распределение прибыли и др.);

– реструктуризация активов предприятия (выбор и обеспечение разумного соотношения текущих активов);

– обеспечение дополнительных доходов предприятия (от непрофильной реализационной и финансовой деятельности, реструктуризации имущественного комплекса – «сброса» излишних видов имущества, основных фондов, долгосрочных финансовых вложений);

– совершенствование расчетов с контрагентами (повышение денежной составляющей в объеме продаж)» [5].

Чаще всего в основной массе субъектов хозяйствования главное внимание уделяется широко известным факторам роста доходов, связанным с работой предприятия: росту объема продаж, снижению затрат на реализацию товаров и услуг, и оптимизации цен.

Таким образом, оптимальное использование большинства из перечисленных возможностей по росту прибыли может быть получено в результате глубокого анализа по критерию доходности, перебора возможных вариантов, обоснованных стратегических планов по прибыли.

#### **Использованные источники:**

1. Бариленко В.И. Экономический анализ / В.И. Бариленко, М.Н. Ермакова, О.В. Ефимова, Ч.В. Керимова. – Москва, 2017 г. – 382 с.
2. Биглова, А.А. Факторы, влияющие на финансовый результат / А.А. Биглова // NovaInfo.Ru. 2017. Т. 4. № 58. С. 290–294.
3. Кожевникова, Д.С. Совершенствование бухгалтерского учета финансовых результатов / Д.С. Кожевникова, Н.В. Кулиш // NovaInfo.Ru. 2017. Т. 3. № 58. С. 187–190.
4. Леонгардт, В.А. Учёт и анализ (финансовый и управленческий учёт и анализ): учебное пособие / В.А. Леонгардт. – Рн/Д: Феникс, 2019. – 112 с.
5. Сарапулова, В.В. Организация управления финансовыми результатами предприятия / В.В. Сарапулова // В сборнике: проблемы экономики: сборник статей международной научно-практической конференции: в 3 частях. 2017. С. 145–147.

6. Чуви́кова, В.В. Бухгалтерский учёт и анализ / В.В. Чуви́кова, Т.Б. Иззука. – М.: Дашков и К, 2018. – 248 с.
7. Чеховская, И.А. Факторы, влияющие на прибыльность и рентабельность коммерческих предприятий в условиях экономической нестабильности / И.А. Чеховская, К.Д. Иксанова // Известия Волгоградского государственного технического университета. 2017. № 16 (195). С. 29–32.
8. Шеремет, А.Д. Комплексный экономический анализ хозяйственной деятельности. М.: ИНФРА–М, 2018. – 615 с.

*Бобожонова С.Ю.  
студент магистратуры 3 курса  
кафедры детской неврологии  
Андижанский государственный медицинский институт*

## **КЛИНИЧЕСКИЕ И ПСИХОФИЗИОЛОГИЧЕСКИЕ ОСОБЕННОСТИ ГОЛОВНОЙ БОЛИ НАПРЯЖЕНИЯ У ПОДРОСТКОВ С НЕВРО-СОМАТИЧЕСКОЙ ПАТОЛОГИЕЙ**

*Аннотация: Головная боль является одной из самых частых жалоб, которую предъявляют пациенты на приеме у врача. В последние десятилетия проблема головной боли стала выходить на первое место не только в неврологии, но и в других областях медицины. Данные о распространенности цефалгий чрезвычайно вариабельны. Согласно исследованиям H.D. Ogden и H.G. Wolff головная боль встречается у 85% лиц в общей популяции. 79-83 тыс. из 100 000 населения ежегодно страдают головными болями. Распространенность головной боли у детей 14 лет примерно в 2 раза, а по отдельным источникам в 4 раза выше, чем у детей 7 лет.*

*Ключевые слова: головной боль, подростковый возраст, нервно-соматическая патология.*

*Bobozhonova S.Yu.  
3rd year Master's student  
at the Department of Pediatric Neurology  
Andijan State Medical Institute*

## **CLINICAL AND PSYCHOPHYSIOLOGICAL FEATURES OF VOLTAGE HEADACHE IN ADOLESCENTS WITH NEUROSOMATIC DISEASES**

*Resume: Headache is one of the most common complaints that patients present at a doctor's appointment. In recent decades, the problem of headache has come to the fore not only in neurology, but also in other areas of medicine. Data on the prevalence of cephalalgias are highly variable. According to research by H.D. Ogden and H.G. Wolff headache occurs in 85% of individuals in the general population. 79-83 thousand out of 100,000 population suffer from headaches every year. The prevalence of headache in 14-year-old children is about 2 times, and according to some sources, 4 times higher than in 7-year-old children.*

*Key words: headache, adolescence, neurosomatic pathology.*

**Актуальность.** Головная боль напряжения (ГБН) -является наиболее частой формой первичных це-фалгий у детей и подростков[2,5]. Подростковый период является одним из наиболее сложных этапов в жизни ребенка. В этот период наряду с медико-биологическими факторами особую значимость приобретает воздействие социальных факторов[4]. Необходимость исследования ГБН у подростков, с одной стороны, определяется тем, что ГБН взрослых берет истоки в детском возрасте, а с другой - тем, что поведение ребенка и его реагирование на факторы социальной среды (семья, школа, общество) определяют природу ГБН у детей и подростков, а, следовательно, подбор методов профилактики и лечения [3]. Не смотря на то, что ГБН у детей и подростков считается индикатором наличия психовегетативных расстройств [1,6], эмоционально-аффективные нарушения при этой форме це-фалгии, а также их роль в формировании ГБН в подростковом возрасте изучены недостаточно.

**Цель исследования.** Повышение эффективности диагностики и терапии ГБН на основе изучения психо-неврологического статуса подростков с головной болью напряжения.

**Материалы и методы исследования.** В настоящей работе за период с 2018 по 2020 годы проведены клинические наблюдения и специальные функциональные исследования 320 подростков в возрасте от 13 до 17 лет, из них 184 (57,5%) девочек и 136 (42,5%) мальчиков, страдающих ГБН.

**Результаты исследования.** При анализе типов акцентуаций характера нами получены следующие результаты (табл.). У пациентов с ГБН меньше встречались проявления таких черт характера, как эмотивность и экзальтированность, в то же время, выше - признаки гипертимного, тревожного и циклотимического типов. Следует обратить особое внимание на то, что обычно гипертимические личности отличаются большей подвижностью, чрезмерной самостоятельностью, склонностью к озорству и недостатку чувства дистанции в отношении к старшим по возрасту. В том случае, если гипертимы терпят неудачи, получают запреты, встречают сильное противодействие, у них возникают вспышки гнева и раздражения, что подтверждает факт эмоциональной неустойчивости и наличие фона для развития ГБН. Во многом с ними схожи циклотимические личности, у которых совмещены гипертимическая и дистимическая акцентуации, при этом даже внешне неуловимый поворот в настроении может вызвать переход от радости к грусти и спровоцировать появление ГБН.

Для подростков с НЭГБН был характерен профиль акцентуации с наибольшей выраженностью гипертимного, тревожного и циклотимического и с наименьшей выраженностью эмотивного, педантичного, демонстративно-го и экзальтированного типов. Такие подростки часто имеют повышенный фон настроения в сочетании с жаждой деятельности, высокой активностью, предприимчивостью, однако склонны

к страхам, повышенной робости и пугливости, часто отмечают смену гипертимических и дистимических фаз.

У подростков со ЧЭГБН чаще, по сравнению с остальными формами ГБН, отмечались возбудимый, демонстративный и застревающий типы акцентуации характера. Таким пациентам свойственна повышенная импульсивность, ослабление контроля над влечениями, повышенная способность к вытеснению, демонстративность поведения, чрезмерная стойкость аффекта со склонностью к формированию сверхценных идей.

Для подростков с ХГБН в профиле акцентуации достоверно чаще отмечались, по сравнению с НЭГБН и ЧЭГБН, дистимический и педантичный типы, что проявлялось у них сниженным настроением, фиксацией на мрачных сторонах жизни, идеомоторной заторможенностью, ригидностью, инертностью психических процессов, долгим переживанием травмирующих событий.

Современные нейро-визуализационные функциональные исследования (позитронно-эмиссионная томография, ПЭТ, функциональные магнитно-резонансная томография) позволили обнаружить метаболические нарушения («болевого матрикса») в некоторых областях мозга [14]. Чаще всего сообщают об активации коры передней части поясной извилины и островка, связанных с аффективно-эмоциональным восприятием боли. Но, вероятнее всего, реакция этих отделов мозга является только эпифеноменом боли, но не местом генерации боли. При атаках Мг без ауры активируются участки ствола мозга, описаны активация периакведуктального серого вещества, голубого пятна, дорзального отдела моста мозга, красного ядра и черной субстанции. Для патофизиологии Мг принципиально важно наличие «гипервозбудимых» нейронов, у которых в ответ на

Остро возникшая головная боль с судорогами и потерей сознания у ребенка с первичным иммунодефицитом при прорыве инфекции из придаточных пазух носа в полость черепа самые разнообразные раздражители быстро изменяется проницаемость калиевых и кальциевых каналов. Последнее приводит к невозможности ограничения возбуждения с активацией тригеминоваскулярной системы нисходящими кортикальными, таламическими, гипоталамическими и, возможно, восходящими цервикальными нейронами, возникает парез и расширение капилляров с пропотеванием белков плазмы в плотной мозговой оболочке. Это в свою очередь активирует тригеминальные афферентные волокна. Этот процесс известен как нейрогенное стерильное воспаление в сосудах твердой и мягкой мозговых оболочек, регулируемое нейропептидами и кальцитонином. Каскад воспалительных реакций стимулирует ноницептивные рецепторы и вызывает боль. Отечественные ученые приводят доказательства, что в основе ГБ лежат нарушения микроциркуляции, высвобождение свободных радикалов, нарушения



соотношения нейромедиаторов, внутри- и внеклеточных ионов, снижение энергетической активности клеток. Последний механизм универсален для любой боли.

**Использованные источники:**

1. Будчанова Н.Ю. Головные боли у школьников (эпидемиология, клиника, анализ аггравирующих и социальных факторов): ав-тореф. дис. ... канд. мед. наук. — Москва, 2008. — 29 с.
2. Будчанова Н.Ю., Делягин В.М., Хондкарян Г.Ш. Распространенность и особенности клинических проявлений первичных головных болей у школьников // Педиатрия. — 2008. — Т. 87, № 5. — С. 138-140.
3. Делягин В.М., Уразбагамбетов А. Синдром головной боли у детей и подростков // Медицинский совет, 2014. — № 1. — С. 40-44.
4. Gessel H., Gassmann J., Kroener-Herwig B. Children in Pain: Recurrent Back Pain, Abdominal Pain, and Headache in Children and Adolescents in a Four-Year-Period // Journal of Pediatrics, 2011. — Vol. 158, № 6. — P. 977-983.
5. Талицкая О.Е., Шварков С.Б. Цефалгический синдром при вегетативной дисфункции у детей. Клинические проявления мигрени у детей // Журнал неврологии и психиатрии им. С.С. Корсакова. — 1999. — № 1. — С. 11-14.
6. Кваскова И.В., Шварков С.Б. // Клинические проявления мигрени у детей // Журнал неврологии и психиатрии им. С.С. Корсакова. — 1999. — № 1. — С. 15-17.

*Болтаев Б.Х.*

*соискатель*

*Научно-исследовательский институт экономика сельского хозяйства*

*Болтаев Х.Х., кандидат сельскохозяйственных наук*

*доцент*

*профессор РАЕ*

*Термезский филиал ташкентского государственного*

*аграрного университета*

## **ЭКОНОМИЧЕСКАЯ ЭФФЕКТИВНОСТЬ УДОБРЕНИЙ ПРИ ИНТЕНСИВНАЯ ТЕХНОЛОГИЯ ВОЗДЕЛЫВАНИЯ ТОНКОВОЛОКНИСТОГО ХЛОПЧАТНИКА**

*Аннотация: Исследованиями установлено, что для повышения экономической эффективности возделывания тонковолокнистого хлопчатника и получения урожая на уровне 35-40 и более ц/га необходимо вносить на 1 га азота - 250-300, фосфора- 150-200 и калия 125-150 кг д.н. Это позволяет получить при интенсивной технологии с каждого гектара до 6,1 ц хлопка-сырца, и 233,3 до 437,8 рублей на 1 га.*

*Рентабельность производства при этом составит при интенсивной технологии в совхоза им Ленина от 36,0 до 40,0% при обычной технологии 32,2%. В совхозе им Буденного при интенсивной технологии 31,2% в обычной технологии в среднем 27,6%.*

*Boltaev B.H.*

*applicant*

*Research Institute of agricultural Economics*

*Boltaev Kh. Kh., candidate of agricultural Sciences*

*associate*

*Professor RAE*

*Termez branch of the Tashkent state*

*agrarian University*

## **ECONOMIC EFFICIENCY OF FERTILIZERS AND INTENSIVE TECHNOLOGY OF FINE FIBER COTTON CULTIVATION**

*Annotation. The research established for raising economical efficiency making finefibre and getting crop on the level of 35-40 and more s/g necessary to put on the 1 g azote – 250-300, phosphore 150-200 and potassium 125-150 kg. Here at this allows to get by intensive technology from each hectare up to 6,18 cotton wool, and 233,3 up to 437,8 roubles for 1 ga.*

*Cost effectiveness here at consists by intensive technology in sovhoz name after Lenin from 36,0 up to 40% on usual technology average 27,6%.*

*Key words: base, experimental, water fuller, irresistibility, expedience, compensation progressive, balanced.*

**Введение.** Тонковолокнистый хлопчатник является экономически выгодной культурой. При полном соблюдений рекомендаций по агротехника его возделывания на юге Узбекистана выше средневолокнистого. В свою очередь цена тонковолокнистый хлопок-сырец в 1,5-2,0 и более раза выше, чем на средневолокнистый.

**Например:** если тонна первого сорта средневолокнистого хлопка стоит 640-770 рублей, то тонна первого сорта тонковолокнистого хлопка-сырца I-типа 1200-1520 рублей, II-типа 860-990 рублей. Поэтому фермерские хозяйства где возделывается тонковолокнистый хлопчатник, отличаются высокой рентабельностью.

Вследствие указанных причин хлопок тонковолокнистых сортов хлопчатника в зависимости от типа волокна оплачивается выше сырца средневолокнистых сортов в 1,2 – 2,0 и даже 3 раза [1]

В связи с этим Президент Республика Узбекистан Ш.М.Мирзиёев и правительство уделяют особое внимание восстановление на уровне посевных площадей 1980 года по производства тонковолокнистого хлопка обладающего особо ценными технологическими и хозяйственными свойствами.

Об этом свидетельствует указ президента ПФ-5742 от 17 июля 2019 года и постановление кабинета министров Республика Узбекистан. [2]

Основой получения высоких и устойчивых урожаев хлопка-сырца является максимальное энергии, влаги, плодородия почвы, температуры и других факторов внешней среды. В опытах СоюзНИХИ проведенных в условиях гидропоники, доказана возможность получения до 200 ц/га урожая хлопка-сырца. При этом в течение всей вегетации идет бесперебойной снабжение водой, питательными элементами, контролируются солнечной и тепловой режимы.

Следовательно, при правильном уходе за посевами, немала хозяйств в республике получающей урожая до 40-45-50 ц/га и более (Имамалиев А.И.). [3]

Эти данные свидетельствуют о наличии огромных возможностей для увеличения урожайности тонковолокнистого хлопчатника на юге Узбекистана.

Для этого необходимо провести глубокое экспериментальное исследование по изучению биологии хлопчатника, способствовать эффективному использованию растением факторов внешней среды.

Следует, отметить что большое значение для получения высокого урожая тонковолокнистого хлопчатника в условиях юга Узбекистана имеет

водно-питательный режим растений. Неопровержимо доказана целесообразность сохранения влаги в почве независимо от почвенных разностей в пределах 70-75 % от ППВ в период цветения и плодообразования хлопчатника.

Как известно, что снижение запасов воды в почве, так и избыток ее приводят к нарушению роста, развития и плодоношения хлопчатника. Как правило, недостаток влаги приводит к депрессии роста, замедляет темпы формирования новых плодоорганов, усиливает опадение плодоземлементов, резко снижается урожайность и ухудшается качество хлопка-сырца.

Для наибольшего набора плодоорганов и плодоземлементов у хлопчатника влияет обеспечение сбалансированным количеством питательных веществ, которые важно соотношении азотных, фосфорных и калийных удобрений NPK является 1:0,7:0,5.

Результаты многочисленных опытов проведенных по различным почвенно-климатических условиях показывают, что одностороннее увеличение или уменьшение одного из этих удобрений приводит к нарушению роста, развития, и на формировании урожая.

**Цель и задачи исследования.** Заключаются в том, чтобы теоретически обосновывать и практически совершенствовать интенсивную технологию возделывания тонковолокнистого хлопчатника и получения высокого урожая хлопка-сырца, способствовать внедрению этих прогрессивных агроприемов во всех зонах хлопкосеяния юга Узбекистана в зоне тонковолокнистого хлопчатника.

**Материал и методы исследований.** Интенсивная технология возделывания сельскохозяйственных культур, основанное на обеспечение потребности растений в жизненно важных факторов для получения ожидаемого урожая, создавая благоприятные условия для резкого повышение продуктивности почвы.

Интенсивная технология является наиболее совершенным научно-методическим подходом к решению основной проблемы сельского хозяйства получения максимально высоких и устойчивых урожаев сельскохозяйственных культур с хорошим качеством продукции.

Интенсивная технология призвано обеспечить более эффективное использование почвенно-климатических ресурсов, затрат на средства химизации и механизации, поливной воды и т.п.

Предусматривается разработать подход к достижению оптимизации всех технологических процессов от сева до уборки, обеспечивающих максимально возможный урожай в данных почвенно-климатических условиях, и создать оптимальные параметры важнейших технологических процессов, обеспечивающих выращивание урожая, средства автоматической обработки этих параметров с помощью технических устройств. Разработка такой комплексной модели урожая возможно лишь при проведении длительных балансовых опытов в стационарных условиях,

оснащенных техническими средствами обеспечения функционирования АСУ.

Исследователи Х.Х.Болтаев, М.Т.Таджиев считают, что осуществление таких многофакторных опытов и исследований требуют глубокого изучения. В настоящее время с помощью решающих факторов удобрения, орошения, густоты стояния растений, обработки почвы можно получить максимально высокие урожаи сельскохозяйственных культур, особенно в условиях зоны возделывания тонковолокнистого хлопчатника, где основные факторы, лимитирующие урожай, поддаются регулированию и управлению.

В Сурхандарьинском филиале НПО «Союзхлоп» ныне «НИИССАВХ» проводятся опыты по интенсивной технологии возделывания тонковолокнистого хлопчатника, пшеницы, кукуруза и других сельскохозяйственных культурах. (Исп. М.Таджиев, Х.Болтаев, К.Таджиев и др)

Для определения экономической эффективности минеральных удобрений проводился опыты по интенсивной и обычной технологии возделывания тонковолокнистого хлопчатника в производственных условиях на полях совхозов им. Ленина и Будённого Ленинюльского района который наиболее благополучным положение с применением удобрений по производству тонковолокнистого хлопка-сырца. При интенсивной технологии возделывания тонковолокнистого хлопчатника на полях совхозов в условиях такырно – луговых почвах которые все агротехнических работ проводились в оптимальные сроки.

Следует отметить, что своевременное внесение минеральных удобрений, поливы, обработка почвы, защита растений способствовали интенсивному росту, развитию, хлопчатника и получению раннего высокого и качественного урожая хлопка-сырца в сравнении с обычной технологией. Следовательно, интенсивная технология производства тонковолокнистого хлопка-сырца должна обеспечить высокую результативность, то есть экономический эффективность. Исследованиях предусмотрено установить основные показатели применения интенсивной технологии производства хлопка, себестоимости, рентабельности производства хлопка-сырца, повышения производительности труда при интенсивной технологии в сравнении с обычной технологии. Годовой экономической эффективность определялся методом сравнения результативности показателей интенсивной и обычной технологии: при равенстве всех условий производства, кроме изменений, вызываемых внедряемыми мероприятиями.

При интенсивной и обычной технологиях производства был высеян сорт тонковолокнистого хлопчатника Термез-16. Проводился сбор и анализ данных, характеризующих: затраты труда в человеко-часах по всем

агроприемом возделывания хлопчатник и уборка урожая в расчете на 1 га, 1 центнер. (табл.1)

Опыты проводились по методике СоюзНИХИ «Методика проведения полевого опыта» Методика полевых опытов с хлопчатником в условиях орошения. [4]

Расчёт экономической эффективности проводился согласно методическим указанием (Н.Н.Баранова и Н.Н.Михайлова) [5].

**Результаты исследования и их обсуждение.** Экономическая эффективность интенсивная технология возделывания тонковолокнистого хлопка-сырца одна из важных экономических показателей – это себестоимость производимой продукции. Себестоимость одного центнера тонковолокнистого хлопка-сырца в бригадах совхоза им. Ленина при интенсивной технологии составила от 53,9 до 60,0 рублей, а при обычной технологии-55,5 рублей. В совхоза им. Будёного при интенсивной технологии-51,96 рублей а при обычной технологии от 50,96 до 55,97 рублей, а средним по совхозам соответственно 56,55 - 52,95 рублей.

Следовательно, сравнительно дешёвый хлопок произведен при интенсивной технологии в сравнении с обычной технологией.



Таблица 1

**Экономическая эффективность минеральных удобрений при  
интенсивной технологии в сравнении с обычной технологией**

№	Ф.И.О бригадиров	Площадь, га	Урожай хлопка – сырья, Ц с 1 га	Валовой сбор урожая, Т	Затраты труда на чел-час		Реализационная стоимость продукции (выручка) Руб.га	Себестоимость 1ц хлопка- сырца руб	Чистая прибыль, с 1 га руб	Рентабельность %
					Обычная техноло гия	Интен сивная техноло гия				
<b>Совхоз им. Ленина</b>										
1.	Садатов Н (интенсивная)	51,5	37,7	194,1		26,45	4578	56,49	2586,0	37,0
2.	Исмаев Ж (интенсивная)	55	37,0	203,5		27,80	4501	57,56	2590,1	36,0
3.	Сайдуллаев А (интенсивная)	41	37,0	151,7		27,25	4373	58,51	2559,0	36,7
4.	Худойбергганов (интенсивная)	27,5	39,5	108,6		25,71	4190	60,02	2515,0	38,9
5.	Сагизов К (интенсивная)	54,5	36,7	200,0		25,11	4192	56,41	2364,7	39,8
6.	Муродов С (интенсивная)	44	38,4	168,9		24,49	4730	54,05	2556,6	39,2
7.	Кувандиков Х (интенсивная)	30	40,7	122,1		24,98	4962	53,91	2675,0	40,0
8.	Рахманов Х (обычная)	46	36,0	165,6	31,05		4031	55,50	2237,2	32,2
<b>По совхозу</b>		349,5	37,875	1314,5	31,05	26,11	4445	56,56	2513,6	38,3
<b>Совхоз им. Будёного</b>										
1.	Юсупов М (обычная)	35	36,0	126,0	36,0		3896	50,96	1985,4	27,8
2.	Амиров А (обычная)	38,5	36,1	139,8	36,3		3820	55,97	2137,7	27,5
3.	Сафаров Х (интенсивная)	65,5	42,1	275,7		32,1	4270	51,96	2218,7	31,2
<b>По совхозу</b>		139,0	38,0	541,5	36,1	32,1	3995	52,95	2115,3	28,8

Следует отметить, что при интенсивной технологии возделывания тонковолокнистого хлопка в совхозе им. Ленина чистая прибыль с 1 га составляет от 2367,7 до 2675,0 рублей, а при обычной технологии 2237,2 рублей. Разница составляет от 127,5 до 437,8 рублей. В совхозе им. Будёного при интенсивной технологии чистая прибыль с 1 га 2218,7 рублей, а при обычной технологии от 1985,4 до 2137,7 рублей. Разница между технологиями составляет от 81,0 до 233,3 рублей.

Таким образом, при интенсивной технологии производства тонковолокнистого хлопка за счет применения интенсивных методов и своевременное проведения комплексной агротехнических мероприятий можно вырастить ранее созревающий и меньшими расходами качественный хлопок по сравнению с обычной технологией. Все это дает возможность завершения уборочной работы до конца октября и в начале ноября до наступления, неблагоприятных дождливых погодных условий.

Особа надо отметить, что удельный вес машинного сбора хлопка – сырца при интенсивной технологии в бригадах Садатова Н, Исматова Ж, Сайдуллева а, Худайберганова Х, Сагизова к, Мурадова С, Кувандииков Х из совхоза им. Ленина составил 83-95%, в совхозе им. Будённого в бригада Сафарова Х составил 85%. В то время возделывания тонковолокнистого хлопка-сырца при обычной технологии удельный вес машинного сбора в бригадах Рахмонова Х, Юсупова М и Амирова А составил 50-55% от общего урожая.

При расчетах экономической эффективности интенсивной и обычной технологии возделывания тонковолокнистого хлопчатника учитывали общие затраты (в руб) на один гектар посева на проведение всех видов агротехнических работ с удобрением и уборкой урожая (сбор, подготовка, транспортировка, погрузка и разгрузка), среднюю реализационную стоимость всего урожая. На основе все этого определяли размер условно чистого дохода с 1 га по бригадам.

### **Выводы**

В целях ускорения и освоения интенсивной технологии возделывания тонковолокнистого хлопчатника, использования достижений наука и передового опыта можно сделать следующие выводы:

1. Сурхандарынская область является основной зоной возделывания тонковолокнистых сортов хлопчатника.

2. Наибольший урожай хлопка-сырца, обеспечивается при комплексном применении регулируемых факторов, режима орошения, густоты стояния растений, то есть при интенсивном проведении всех агротехнические работы.

3. Исследованиями установлено, что для повышения экономической эффективности возделывания тонковолокнистого хлопчатника и получения урожая на уровне 35-40 и более ц/га, необходимо вносить на 1 га азота-250, фосфора-175 и калия -125 кг действующего вещества минеральных

удобрений, при поле вах по режиму влажности почвы на уровне 70-75-65 от ППВ. Рациональное их применение позволяет повысить урожайность тонковолокнистого хлопка до 12%. Это позволяет получить при интенсивной технологии с каждого гектара по 1,7-6,1 ц хлопка-сырца, около 233,3-437,8 рублей на 1 га, рентабельность производства при этом составит 32,2-40,0%

4. Важным условием внедрения интенсивной технологии является проведение сева хлопчатника, (за 2-5 рабочих дней) с одновременным внесением минеральных удобрений, гербицидов в оптимальные и краткие сроки. Почва должна быть нормальной влажностью 70-75% от ППВ и устойчивую среднесуточную температуру 12-14 °С.

5. При возделывании тонковолокнистого хлопчатника по интенсивной технологии обеспечиваются все необходимые условия для получения устойчивого раносозревающего урожая в пределах 35-45 ц/га. Эффективность использования орошаемой земли увеличивается на 20-30%, повышается урожайность 4-6 ц/га, расходы семян уменьшаются в 2-3 раза, эффективность минеральных удобрений повышается на 25-30%, затраты оросительной воды на единицу продукции сокращаются на 15-20%, уборочный период сокращается на 10-15 дней и затраты труда на 1 ц продукции снижается до 12-15 чел/час создается возможность для проведения осенне-зимних работ под урожай будущего года в оптимальные сроки.

#### **Предложения и рекомендации.**

В целях ускорения и внедрения интенсивной технологии возделывания тонковолокнистого хлопчатника рекомендуются следующие:

1. Важным условием внедрения интенсивной технологии является проведения сева хлопчатника, необходимо обратить внимание на глубину заделки семян. При близком залегания уровня грунтовых вод на такырно-луговых, такырных почвах семена хлопчатника следует заделывать 4-5 см. очень важно обеспечить оптимальную густоту стояния хлопчатника: для тонковолокнистых сортов с предельным типом ветвления во всех районах, надо оставлять 130-140 тыс. растений на 1 га, размещая их при междурядьях 60 см по схеме 60x11x1, 60x22x2; 90 см 90x7x1, 90x14x2.

2. Нормы внесения минеральных удобрений необходимо установить с учетом производству урожая, производительности почвы, предшественника, эродированности, засоления, техника полива, содержания питательных веществ в почве и биологического выноса питательных элементов на 1 т хлопка-сырца.

- рекомендуется внесение следующей нормы азота, фосфора и калия с учетом производства урожая хлопка-сырца: при 25-30 ц урожая NPK -200-150-100, выше 35 ц урожая NPK -250-175-125, 35-40 ц и более ц/га - NPK -300-200-150- кг/га.

- азотные удобрения вносят в следующие сроки: 8-10% от годовой нормы одновременного с севом и основную нормы в подкормках (3-4 настоящих листьев, в бутонизацию и в цветения).

3. Оптимальным режимом предполивной влажности почвы, обеспечивающем получение наибольшего уровня при эффективном использовании оросительной воды является: для тонковолокнистого - скороспелых сортов нулевого типа ветвления как Термез-16 – 70-75-65%; позднеспелых сортов 9647-и, С-6037, 9883-и-75-75-65% от ППВ.

Оптимальная оросительная норма для тонковолокнистых сортов хлопчатника на почвах пустынной зоны –от 5000 до 11500м<sup>3</sup>/га.

#### **Использованные источники:**

1. Научные основы применения удобрений в республиках Средней Азии. Сборник научных трудов Среднеазиатского отделения ВАСХНИЛ. Вып .5 Ташкент – 1978 г
2. Мизриёв Ш.М. Указ президента № ПФ-5742 от 17 июля 2019 г.
3. Имамалиев А.И. Теоретические и практические основы улучшения качества хлопка-сырца. Агротехника хлопчатника и качество хлопка-сырца. Труды СоюзНИХИ вып 51. Ташкент 1983 г
4. «Методика полевых опытов с хлопчатником в условиях орошения» изд-в 5. Ташкент СоюзНИХИ, 1981 г.
5. Баранов Н.Н., Михайлов П.Н. Методические указания по определению экономической эффективности удобрений в сельском хозяйстве. М.: Колос. 1971 г.

*Болтаева Ф.Т.  
студент  
факультета дошкольного и начального образования  
Бухарский государственный университет  
Эсанов Ж.  
студент  
Бухарский государственный университет*

## **РОЛЬ МАХАЛЛЫ В ВОСПИТАНИИ ПОДРАСТАЮЩЕГО ПОКОЛЕНИЯ**

*Аннотация: Статья посвящена роли махала в социально-культурном жизни узбекского народа. Также показывается основные функции махаллы в современном обществе Узбекистана.*

*Ключевые слова: махалла, семья, образование, культура, взаимосвязь, ремесло, функция, задачи.*

*Boltaeva F.T.  
student  
of the Faculty of preschool and primary education  
Bukhara State University  
Esanov J.  
student  
Bukhara State University*

## **THE ROLE OF THE MAHALLA IN THE UPBRINGING OF THE YOUNGER GENERATION**

*Abstract: The Article is devoted to the role of ward in the socio-cultural life of the Uzbek people. It also shows the main functions of the ward in the modern society of Uzbekistan.*

*Keywords: ward, family, education, culture, relationship, craft, function, tasks.*

В древности махалля (от арабского слова «местность») формировалась из объединения крупных патриархальных семей (по Авесте «нмана») (1.2010. 11) и составляла социально – экономическую основу общества. В системе управления зороастризма она (по Авесте «вис») (1.2010. 11) была основой развития родоплеменных отношений в обществе. Высший орган «вис» была «собрание народа» (по Авесте «ханжамана») (2.1989. 11-17) которую возглавлял глава рода (по Авесте «виспати») (1.2010. 11). В средние века в эволюции махаллы прослеживается

феодалная – теократическая тенденция развития. Из налогооблагаемых доходных земель создаётся новые единицы феодальных общин. Для централизованного управления этих общин в крупных общинах создавали «минбари» (соборные мечети пятничных молитв) (З.1991.84-86).

Система образования махаллы в городах средневековья Средней Азии был связан с образованием разных ремесленных кварталов. В Бухаре, как и в других древних городах Узбекистана до наших дней существует кварталы «телпакдузов-шапошников», «темирчи-кузнецов», «кулол-гончаров», «бофанда-ткачей» и.т.д. До Октябрьского переворота 1917 года развития махаллы был непрерывным. Она обеспечивала социально–экономическую и культурную развитию народов Средней Азии. Махалля была фактором устойчивости в эпоху феодальных междоусобных войн.

В советское время махалля был заменен системой местных советов. Местные советы на основе идеи марксизма отвергали многовековые традиции самоуправления народа на местах. Они были своего рода «справочное бюро» для партийных органов и силовых структур государства. Через них был создан крупная коррупционная система непосредственного ограбления народа. В результате идеологического и бюрократического давления махалля окончательно потеряла свою общественную сущность самоуправления.

В годы независимости в Узбекистане на основе традиционных народных ценностей была создана система самоуправления махалля и их деятельность законодательно обосновано в 11–статье Конституции Республики Узбекистан. Для управления махалля на местах были сформированы центры Гражданского собрания. 1993 год была создана правовая основа системы местного самоуправления и благотворительный фонд «Махалля». В 2012 год в Узбекистане функционировал 1449 местных Гражданских собраний. Глава местного самоуправления избирается из местных граждан с 21 год на 2,5 года. Функция махаллы в современном обществе Узбекистана прослеживается в следующих направлениях:

Церемониальная функция. Все церемониальные акты (праздник малыша, обрезание, мулжал - 12 ление, свадьба, хашар - взаимопомощь, гап-гаштак - малчишник, поминальные мероприятия) в жизни человека с детской колыбели до последних дней обязательно происходит в большом круге махаллы.

Все функции махаллы тесно взаимосвязаны и охватывает все сферы жизни членов данной местности. Махалля связующая звено между школой и родителями.

Особенна роль махаллы в воспитании молодежи в духе гуманизма, патриотизма, в сфере уважения старших, бережное отношение к детям и родителям, товарищества и взаимовыручки. Воспитания молодежи в махалле основывается на взаимодействии и взаимопомощи в вопросах формирования личности семьи и местных жителей определенного пункта.



Система воспитания в махалле включает в себе все сферы деятельности и воспитания человека. Она прослеживается в умственной, нравственной, физической, эстетической, трудовой, экологической, правовой и экономической воспитании нового поколения детей махаллы. Умственно развитая, нравственно чистая и физически здоровая молодежь – это основной цель воспитания махаллы в современном Узбекистане. Эти направления воспитания имеет глубокие корни просветительского и практического характера.

В городах средневековья ребенка с детства (6 – 7 лет) отдавали мастеру определенного направления. В свою очередь мастер был членом «цеховой управления» данного направления. В итоге ребенок с малых лет попадал в атмосферу общественного влияния группы людей данной профессии. Его мировоззрение формировался под контролем «цеховой воспитании». На Востоке это называется системой «устоз – шогирд» или система «мастер - подмастерья» на Западе. Все мероприятия связанных с ростом ребенка в профессиональной иерархии проводился непосредственно с участием жителей махаллы. Обычно к 16 – 18 лет юноша становился мастером своего направления и имел право голоса в махалльских собраниях. В динамике роста «ребенок – юноша – взрослый человек» путем трудового обучения и воспитания в махалле сыграла основную роль.

В XX веке отрицание многовековых традиций воспитания в махалле, раскрепощение и политизация народа привели к отчуждению друг к другу внутри махаллы. Был нанесен большой урон на межличностных отношениях внутри махаллы. В этот период с процессами общенародного объединения в борьбе за светлую жизнь параллельно прослеживается рост политиканства, доносительства, взятки - подкупа, воровства и индивидуализма в сфере жизни махаллы. В итоге это привело застою и распаду общественного строя того периода.

В современном мире, в эпоху глобализации воспитания в махалле можно проследить новые черты влияния. Без преувеличения можно сказать, что некоторые влиятельные круги фундаменталистов через огромный поток информации и влиянием высокотехнологических СМИ формирует сознание молодежи в нужном для себе направлении. На основе фальсификации истории, «восстановление истинного Ислама» под «маской демократии» фундаменталисты и псевдо либералы в начале разъединяет народ махаллы на своих и чужих, потом дезорганизует населения именно этой местности.

В этих непростых условиях воспитания и учебы роль махаллы в формирование мировоззрения нового поколения имеет особенную ценность профилактического характера. Где нет такого влияния ,там молодежь попадает под пресс «чужой воли» радикальных направлений. Воспитание в махалле с участием школы и семьи охраняет молодежь от таких отрицательных влияний чужой воли. Только систематическая и интересная

работа с молодыми людьми, трудоустройства и создания возможности жизнеобеспечения их в махалле приводит к результатам положительного характера в этом направлении.

**Использованные источники:**

1. Узбекистон тарихи ( История Узбекистана). –Тошкент.: Давр Пресс, 2010.
2. Гафуров Б.Г. Таджики. –Душанбе: Дониш, 1989.

*Будыкин М.В.  
студент Департамента магистратуры  
Тольяттинский государственный университет  
Россия, г. Тольятти*

## **ЗАКОНОДАТЕЛЬНОЕ РЕГУЛИРОВАНИЕ ГОСУДАРСТВЕННОЙ КАДРОВОЙ ПОЛИТИКИ В РФ**

*Аннотация: в статье рассматривается нормативная правовая база в системе кадрового обеспечения и управления кадрами на государственной службе, а также приоритетные направления формирования кадрового состава государственной службы.*

*Ключевые слова: кадровая политика, государственная служба, правовая база.*

*Budykin M.V.  
Master's student  
Togliatti State University  
Russia, Togliatti*

## **LEGISLATIVE REGULATION OF STATE HR POLICY IN THE RF**

*Resume: The article examines the regulatory legal framework in the system of staffing and personnel management in the civil service, as well as the priority directions of the formation of the civil service personnel.*

*Key words: personnel policy, civil service, legal framework.*

Эффективность деятельности государственных учреждений напрямую зависит от компетентности сотрудников и работников данного учреждения, а качество трудовых ресурсов является одним из неперенных составляющих экономической и политической стабилизации. Однако, для того, чтобы структурировать и организовать эффективный штат «рабочей силы» в учреждении, необходимо разработать четкую кадровую политику.

Кадровая политика – формирование стратегии кадровой работы, установление целей и задач, определение научных принципов подбора, расстановки и развития персонала, совершенствование форм и методов работы с персоналом в конкретных исторических условиях того или иного периода развития страны.

Реализация целей и задач управления персоналом осуществляется посредством кадровой политики, которая включает в себя работу с кадрами, как на стадии приема, так и в процессе работы. Кадровая политика состоит из основополагающих принципов, которые реализуются кадровой службой

учреждения. Поэтому, в данном аспекте кадровая политика представляет собой стратегическую линию поведения в работе с персоналом. Важно отметить, что современная экономика ставит перед собой ряд принципиальных задач, важнейшей из которых является максимально эффективное использование кадрового потенциала.

Кадровая работа на государственной службе имеет организационно-нормативно-правовую основу. Правовое регулирование государственной службы осуществляется на федеральном и региональном уровнях. Федеральное законодательство, а также принимаемые в соответствии с ним законы субъектов РФ и уставы муниципальных образований, регулируют деятельность государственных служб, определяя требования к должностям государственной и муниципальной службы, статус служащего, условия и порядок прохождения службы.

Нормативная правовая база в системе кадрового обеспечения и управления кадрами на государственной службе формируется, в первую очередь, из:

1. Конституции РФ;
2. Федерального закона «О системе государственной службы Российской Федерации» № 58-ФЗ от 27 мая 2003 г.;
3. Федерального закона «О государственной гражданской службе Российской Федерации» № 79-ФЗ от 27 июля 2004 г.;
4. Федерального закона «О муниципальной службе в Российской Федерации» №25-ФЗ от 02.03.2007.

Кроме вышеуказанных законов государственную службу регулируют Трудовой Кодекс РФ, законы субъектов РФ, муниципальные локальные нормативные правовые акты. Кроме того, приоритеты, задачи и принципы государственной кадровой политики в сфере государственного управления обозначаются в ежегодных посланиях, указах и выступлениях Президента РФ и Председателя Правительства РФ.

Следует отметить, что если кадровая политика на государственной службе устанавливается Указом Президента «Об Основных направлениях развития государственной гражданской службы Российской Федерации на 2016 - 2018 годы», то развитие муниципальной службы обеспечивается муниципальными программами развития муниципальной службы и программами развития муниципальной службы субъектов Российской Федерации, финансируемыми соответственно за счет средств местных бюджетов и бюджетов субъектов Российской Федерации.

«Попытка легитимации принципов кадровой политики впервые была предпринята частично Федеральным законом «О государственной гражданской службе Российской Федерации» № 79-ФЗ (ст. 60. п. 1), в котором законодателем определены принципы формирования кадрового состава гражданской службы:

- назначение на должность гражданской службы гражданских

служащих осуществляется с учетом их заслуг в профессиональной служебной деятельности и деловых качеств;

– необходимость совершенствования профессионального мастерства гражданских служащих» [1].

В целом же эффективность деятельности государственных структур во многом определяется качеством их кадрового состава, способностью и готовностью служащих к решению задач государственного управления в динамично развивающихся и усложняющихся условиях реформирования системы власти как самостоятельного уровня управления. Поэтому формирование высокопрофессионального и компетентного кадрового корпуса государственной службы, оптимизация управления его развитием представляется принципиально важным для успешного развития государственного управления. Однако проведенный анализ кадровой ситуации и изучение практики управления развитием государственных служащих свидетельствуют о недостаточном уровне их профессионализма и неготовности значительной части государственных служащих к работе в новых условиях, решению современных задач по реализации вопросов местного значения. Это, в первую очередь, актуализирует проблему поиска новых методов и технологий управления развитием кадров с целью повышения эффективности их профессиональной деятельности.

«Законодательно определены приоритетные направления формирования кадрового состава государственной и муниципальной службы, которые подразумевают организацию и эффективное использование кадрового резерва, подготовку кадров для гражданской службы и профессиональное развитие гражданских служащих, оказание содействия должностному росту служащих (на конкурсной основе), использование ротации кадров, оценка результатов деятельности служащих посредством аттестации и квалификационного экзамена, а также использование современных кадровых технологий в процессе осуществления кадровой работы» [4].

Таким образом, анализ правовых источников позволил сформулировать более полное и актуальное определение понятия кадровой политики в государственной службе - это совокупность стратегических целей и принципов организации по формированию и профессиональному развитию трудового коллектива для его максимально полезного использования, в процессе которого достигаются и цели организации, и цели работников.

#### **Использованные источники:**

1. О государственной гражданской службе Российской Федерации: Федеральный закон от 27.07.2004 №79-ФЗ// СПС Консультант плюс.
2. О конкурсе на замещение вакантной должности государственной гражданской службы Российской Федерации: указ Президента РФ от 1 февраля 2005 г. № 112 // СПС Консультант плюс.

3. О проведении аттестации государственных гражданских служащих Российской Федерации: указ Президента РФ от 1 февраля 2005 г. № 110 // СПС Консультант плюс.

3. Государственное и муниципальное управление [Текст] / И.А. Андреев, И.З. Аюшеева, А.С. Васильев и др.; под ред. С.А. Степанова. – М.: Проспект, 2019. – 712 с.

5. Менеджмент персонала предприятия [Текст] / под ред. В.В. Травина, В.А. Дятлова. – М.: Дело, 2017. – 410 с.



*Вохидов А.К.  
старший преподаватель  
кафедра Экономика  
АГУ*

## **ЦИФРОВЫЕ ТЕХНОЛОГИИ КАК ФАКТОР ПОВЫШЕНИЯ ЭФФЕКТИВНОСТИ ПОЛИГРАФИЧЕСКОЙ ОТРАСЛИ**

*Аннотация. В данной статье рассмотрены вопросы внедрения цифровых технологий для повышения эффективности полиграфической отрасли*

*Vokhidov A.K.  
Senior Lecturer  
Department of Economics  
ASU*

## **DIGITAL TECHNOLOGIES ARE AN IMPORTANT FACTOR IN INCREASING THE EFFICIENCY OF THE PRINTING INDUSTRY**

*Annotation. This article discusses the implementation of digital technologies to improve the efficiency of the printing industry*

*На сегодняшний день в Узбекистане проводится последовательная работа по внедрению цифровых технологий во все сферы нашей жизни. За последние два года в республике была проделана серьезная работа в сфере широкого внедрения информационно-коммуникационных технологий: осуществлены прокладка оптико-волоконных коммуникаций, модернизация телекоммуникационного оборудования, перевод государственных услуг в электронный формат, создана непрерывная система образования, в том числе по подготовке профильных специалистов. В настоящее время проложено более 25,6 тыс. км оптико-волоконных линий связи [1]. Более 67 процентов (22,5 млн. пользователей) населения страны имеют доступ во Всемирную информационную сеть Интернет, при этом, число пользователей мобильной связи третьего и четвертого поколений превысило более 16 млн. абонентов*

*В то же время, доля затрат на поддержку и развитие сферы далее – ИКТ от общегосударственных расходов в 2019 году составила всего лишь порядка 1,5 процента (7,8 млн. долл. США), что является низким показателем для эффективной цифровизации республики как в краткосрочной, так и в долгосрочной перспективе. Аналогичный минимальный показатель для развитых стран-лидеров (Великобритания,*

Финляндия, Дания, Нидерланды, Швеция, США, Франция, Норвегия, Япония) в данном направлении составляет более 12 процентов от всех государственных расходов. Экспорт услуг в сфере телекоммуникационных и информационных технологий в 2018 году составил 154,5 млн. долл. (5,1 процентов от общего объема экспорта услуг), а импорт – 47,1 млн. долл. (2,1 процента от общего объема импорта услуг). Доля специалистов в сфере ИКТ среди занятого населения в 2019 году составила 0,5 процента, что почти в 7 раз меньше, чем, к примеру, в среднем по странам Евросоюза (3,7 процента). При этом, спрос на специалистов в сфере ИКТ в нашей стране стремительно увеличивается [1].

В годы независимости в нашей стране создана прочная правовая база развития средств массовой информации, издательской и полиграфической деятельности, обеспечения свободы слова и информации, принято более 10 соответствующих законов и свыше 150 подзаконных актов. В настоящее время по сравнению с 1991 годом количество средств массовой информации в стране увеличилось почти в 4 раза, издательств - в 13 раз и полиграфических предприятий - в 12 раз, значительно улучшилась их материально-техническая база, повысился кадровый потенциал [2].

Современные тенденции в полиграфии характеризуется, с одной стороны, ростом общего объема производства, уменьшением тиражности, быстрой сменяемостью заказов и, с другой стороны, возрастающими ценами на энергоносители, сырье, материалы, бумагу. Эффективность работы крупных полиграфических предприятий, зависит, прежде всего, от таких показателей его работы, как:

- 1) максимально быстрая доставка материалов для печати
- 2) быстрое и качественное выполнение услуг по допечатной подготовке, печати и послепечатной обработке полиграфической продукции.

Полноценная реализация этих показателей возможна при широком использовании возможностей современных информационно-цифровых технологий.

В своём Послании парламенту Президент Шавкат Мирзиёев отметил, что развитие цифровой экономики является одним из главных приоритетов на ближайшие годы [3]. С этой целью была разработана масштабная программа (Концепция Национальной стратегии) «Цифровой Узбекистан — 2030», предусматривающая кардинальную цифровую трансформацию республики в течение ближайших десяти лет. Не случайно 2020 год в Узбекистане был объявлен Годом развития науки, просвещения и цифровой экономики. В этой связи была принята специальная Государственная программа [4].

В республике проводится широкомасштабная и системная работа по совершенствованию системы поддержки издательской и полиграфической сферы, развитию рынка печатной продукции [9]. Важным руководством к

действию в повышении эффективности работы в полиграфической отрасли Узбекистана явился целый ряд документов, подписанных Президентом Республики Узбекистан. Это Указ Президента Республики Узбекистан «О дальнейшем совершенствовании управления в сфере печати и информации» от 11.08.2017 г. № УП-5148[2], Указ Президента Республики Узбекистан от 2 февраля 2019 года № УП-5653 «О дополнительных мерах по дальнейшему развитию информационной сферы и массовых коммуникаций» [5], Постановление Президента Республики Узбекистан от 2 февраля 2019 г. № ПП-4151 «Об организации деятельности Агентства информации и массовых коммуникаций при Администрации Президента Республики Узбекистан» [6]. В соответствии с данным Постановлением разработана «Дорожная карта» развития издательско-полиграфической деятельности. Важное значение для дальнейшего развития полиграфической отрасли имеет принятие Постановление Президента Республики Узбекистан от 16.03.2020 г. № ПП-4640 «О дополнительных мерах по дальнейшему развитию издательской и полиграфической сферы» [7], где определено, что с 1 октября 2020 года отменяется государственное регулирование цен (установления предельного уровня рентабельности) при издании (переиздании) учебников и учебно-методических комплексов для образовательных учреждений; с 1 июля 2020 года отменяется порядок лицензирования издательской деятельности, а также порядка выдачи разрешений на осуществление полиграфической деятельности.

Важное значение для дальнейшего развития цифровой экономики в республике, в том числе ее полиграфической отрасли, имеет принятие Постановления Президента Республики Узбекистан «О мерах по широкому внедрению цифровой экономики и электронного правительства» от 28.04.2020гн. № ПП-4699 [8], где предусмотрено ускоренное формирование цифровой экономики, предусмотрев увеличение ее доли в валовом внутреннем продукте страны к 2023 году в 2 раза, в том числе путем обеспечения наиболее полной модернизации цифровой инфраструктуры страны и доступности современных телекоммуникационных услуг в регионах, предусмотрев подключение в 2020-2021 годах всех учреждений социальной сферы к высокоскоростной сети Интернет и повышение качества услуг связи.

Внедрение информационных технологий в технологической цепочке выпуска печатной продукции на основе концентрации технологических процессов позволило не только ускорить сроки, но и повысить качество выпускаемой продукции, сократить время на подготовительные работы и упростить их выполнение, полнее использовать возможности имеющейся техники.

### Использованные источники:

- [1]. Концепция Национальной стратегии «Цифровой Узбекистан – 2030». <https://regulation.gov.uz/uz/document/10574>.
- [2]. Умаров И.Ю. Пути повышения эффективности предпринимательской деятельности в повышении конкурентоспособности предприятий пищевой промышленности. // Региональные проблемы преобразования экономики. – М., 2019. №1. –С. 29-30.
- [3]. Послание Президента Республики Узбекистан Шавката Мирзиёева Олий Мажлису от 25.01.2020г. Газета «Народное слово» от 25.01.2020г.
- [4]. «О Государственной программе по реализации Стратегии действий по пяти приоритетным направлениям развития Республики Узбекистан в 2017–2021 годах в «Год развития науки, просвещения и цифровой экономики». Указ Президента Республики Узбекистан от 02.03.2020г. № УП-5953.
- [5]. «О дополнительных мерах по дальнейшему развитию информационной сферы и массовых коммуникаций». Указ Президента Республики Узбекистан от 2 марта 2020 года № УП-5653.
- [6]. «Об организации деятельности Агентства информации и массовых коммуникаций при Администрации Президента Республики Узбекистан». Постановление Президента Республики Узбекистан от 2 февраля 2019 г. № ПП-4151.
- [7]. «О дополнительных мерах по дальнейшему развитию издательской и полиграфической сферы». Постановление Президента Республики Узбекистан от 16.03.2020 г. № ПП-4640.
- [8]. «О мерах по широкому внедрению цифровой экономики и электронного правительства» Постановление Президента Республики Узбекистан от 28.04.2020гн. № ПП-4699. (<https://lex.uz/docs/4800661>).
- [9]. Умаров И.Ю., Юсупова М. Особенности управления цифровыми инновациями в бизнесе/ World science: problems and innovations: сборник статей XXXI Международной научно-практической конференции. В 4 ч. Ч. 3. – Пенза: МЦНС «Наука и Просвещение». – 2019. – С. 118-120

*Глушков Г.Е.  
старший преподаватель  
кафедра АТПиП  
ГОУ ПГУ им. Т.Г. Шевченко филиал в г. Рыбница  
Мораренко Е.В.  
лаборант  
кафедра АТПиП  
ГОУ ПГУ им. Т.Г. Шевченко филиал в г. Рыбница*

## **ТЕХНОЛОГИЧЕСКОЕ ОБОРУДОВАНИЕ АВТОМАТИЗИРОВАННОГО ПРОИЗВОДСТВА**

*Аннотация: В статье рассмотрено основное технологическое оборудование автоматизированного производства.*

*Ключевые слова: Автоматизированное производство, технологическое оборудование, производительность труда, жесткая автоматизация.*

*Glushkov G. E.  
senior lecturer  
the Department of ATEP  
Taras Shevchenko state University branch in Rybnitsa  
Morarenko E. V.  
laboratory  
the Department of ATEP  
Taras Shevchenko state University branch in Rybnitsa*

## **PROCESS EQUIPMENT OF AUTOMATED PRODUCTION**

*Annotation: The main process equipment of automated production is considered in the article.*

*Keywords: automated production, technological equipment, labor productivity, hard automation.*

Для повышения производительности труда и качества изделий во всем мире широко используется автоматизация производства. Объектами автоматизации могут быть операционные процессы и межоперационные перемещения изделий. По масштабам автоматизация может охватывать отдельные участки, цеха и даже целые предприятия. В зависимости от организации производства, типа производства и объема выпускаемой продукции могут быть три уровня автоматизации:

- «жесткая автоматизация» – автоматизированное производство с ограниченными возможностями переналадки;
- гибкое автоматизированное производство;
- «жесткая автоматизация» – обеспечивает большие объемы производства при долговременном выпуске единых изделий.

«Жесткая автоматизация» широко применялась при планово-распределительной экономике. Себестоимость изделий при этом была невысокой, однако изделия при долговременном выпуске морально устаревали. При смене изделия требовался, как правило, полный демонтаж линий по выпуску изделий.

Автоматизированное производство с ограниченными возможностями переналадки также не рассчитано на частую сменность изделий. При переходе на новое изделие требуются достаточно серьезные экономические вложения, связанные с частичным демонтажем автоматизированной линии и частичной заменой оборудования.

При условии быстрой сменности изделий наиболее эффективно гибкое автоматизированное производство. В его основе, как правило, заложен модульный принцип. Оборудование состоит из отдельных модулей, которые легко могут быть заменены на другие. Система управления перепрограммируется на новые условия выпуска изделий.

Для автоматизации операционных процессов могут быть использованы различные автоматизированные системы, станки и технологическое оснащение. Вследствие этого при комплексной автоматизации машиностроительных производств и создании заводов будущего необходимо знать характеристики, принципы работы и варианты использования основного и вспомогательного технологического оборудования.

*В современном производстве в зависимости от объемов и частоты сменяемости выпуска изделий необходимо применять современное высокопроизводительное технологическое оборудование, позволяющее получать качественную продукцию с минимальными затратами.*

Характерным признаком современного производства является частая сменяемость изделий при высокой производительности. Выполнить эти условия возможно путем автоматизации технологического оборудования, применением систем числового программного управления, современных информационных технологий.

Определились два требования к современному промышленному производству: с одной стороны, уменьшение сроков подготовки производства и выпуска, а также серийности промышленной продукции, а с другой – уменьшение трудоемкости изготовления и стоимости при высоком качестве продукции.

Удовлетворение первого требования предусматривает увеличение универсальности оборудования и систем управления, позволяющих



отрабатывать любые заранее не планируемые ситуации, быстро переходить на изготовление новой продукции.

Второе требование связано с необходимостью комплексной автоматизации производства, которая ассоциируется с применением технологического оборудования с программным управлением и ЭВМ на различных уровнях управления – от непосредственного управления оборудованием до управления финансовой деятельностью предприятия.

В относительном противоречии этих требований в большой степени и заключаются трудности создания современного эффективно функционирующего производства. Чтобы удовлетворить противоречивым требованиям, необходимо придать производству определенные свойства:

- гибкость и маневренность, т.е. способность быстро перестраиваться на выпуск новой продукции;
- высокий технический уровень и хорошую оснащенность новыми технологиями и оборудованием, позволяющими выпускать изделия высокого качества, большой надежности и ресурса;
- экономичность, обеспечивающую приемлемую для рынка продажную цену продукции, а следовательно, и минимальные затраты на ее производство, экономию всех видов ресурсов, включая возможно более широкое использование прошлого труда.

Наиболее полное развитие форм организации производства может быть обеспечено на базе гибких автоматизированных систем, которые в свою очередь основываются на широком использовании средств вычислительной техники, автоматики, новых видов технологического оборудования, средств современной робототехники и технических средств автоматизации производственных процессов, а также на разработке новых наукоемких технологических процессов изготовления изделий. Все это позволит повысить производительность производства и конкурентоспособность выпускаемой продукции.

#### **Использованные источники:**

1. Федонин, О.Н. Технические средства автоматизации машиностроительных производств: учеб. пособие /Федонин О.Н., Съянов С.Ю., Петрешин Д.И.; Брян. гос. техн. ун-т ; [2-е изд., перераб. и доп.]. – Брянск: изд-во БГТУ, 2013.
2. Ефремов, В.Д. Металлорежущие станки: учебник для вузов / В.Д. Ефремов ; под общ. ред. П.И. Ящерицына.: Тонкие наукоёмкие технологии, 2013.
3. Шандров, Б.В. Технические средства автоматизации: учеб. для вузов / Б.В. Шандров, А.Д. Чудаков. – М.: Academia, 2007.
4. Скворцова, С.А. Кинематика металлорежущих станков: учеб. пособие / С.А. Скворцова, И.О. Аверьянова; под ред. О.В. Таратынова. - М.: Изд-во МГИУ, 2007.

5. Рачков, М.Ю. Технические средства автоматизации: учебник / М.Ю. Рачков. – М.: МГИУ, 2006.

*Глушков Г.Е.  
старший преподаватель  
кафедра АТПиП  
Чербуленко А.В.  
старший лаборант  
кафедра АТПиП  
Мораренко Е.В.  
лаборант  
кафедра АТПиП*

*ГОУ ПГУ им. Т.Г. Шевченко филиал в г. Рыбница*

## **ЭФФЕКТИВНОСТЬ ОРГАНИЗАЦИИ ПОДГОТОВКИ ИНЖЕНЕРОВ БУДУЩЕГО: ТЕОРЕТИЧЕСКИЙ АСПЕКТ**

*Аннотация: Руководитель на всех уровнях системы управления организацией выступает как ведущее лицо, поскольку именно он определяет целенаправленность работы коллектива, подбор кадров, психологический климат и другие аспекты деятельности предприятия. Руководство — способность оказывать влияние на отдельных лиц и группы, побуждая их работать на достижение целей организации.*

*Одной из важнейших характеристик деятельности руководителя является стиль руководства.*

*В статье рассмотрен теоретический аспект понятия эффективности организации подготовки инженеров, а также раскрыты современные подходы стилей управления менеджмента на промышленных и иных предприятиях, представлены наиболее распространенные и приемлемые в образовательном менеджменте стили руководства.*

*Ключевые слова: руководство, инженер, эффективность организации подготовки, авторитарный, демократический и либеральный стили, патернализм, оппортунизм, фасадизм, предписание, убеждение, сотрудничество, делегирование.*

*Glushkov G. E.  
senior lecturer  
the Department of ATEP  
Taras Shevchenko state University branch in Rybnitsa  
Cherbulenko A. V.  
senior laboratory assistant  
the Department of ATEP  
Morarenko E. V.  
laboratory  
the Department of ATEP*

## **EFFICIENCY OF THE ORGANIZATION OF TRAINING OF TRINING OF FUTURE ENGINEERS: THEORETICAL ASPECT**

*Annotation: the Manager at all levels of the organization's management system acts as a knowledgeable person, since it is he who determines the purposefulness of the team, recruitment, psychological climate and other aspects of the company's activities. Leadership — the ability to influence individuals and groups to work toward the goals of the organization.*

*One of the most important characteristics of a Manager's activity is the management style.*

*The article considers the theoretical aspect of the concept of the effectiveness of the organization of training of engineers, as well as reveals modern approaches to management styles in industrial and other enterprises, presents the most common and acceptable management styles in educational management.*

*Keywords: management, engineer, effectiveness of training organization, authoritarian, democratic and liberal styles, paternalism, opportunism, fascism, prescription, persuasion, cooperation, delegation.*

Успешность (или, напротив, неуспешность) деятельности любой организации, как показывают многочисленные отечественные и зарубежные исследования в области теории и практики управления, определяется именно качеством руководства. Поэтому и такое пристальное внимание к личности руководителя, к его профессионализму как со стороны подчиненных ему сотрудников, так и вышестоящего начальства.

Профессионализм руководителя заключается в оптимальном выборе методов реализации предоставленных ему полномочий в интересах достижения поставленных целей. Способы и формы управления в коллективе – дело сугубо личное, но не в разрез принятых норм и стилей. Руководитель, используя свои, осознанные или неосознанные, но излюбленные, стереотипные стили, чувствуя себя в их рамках наиболее комфортно, естественно, и ведет себя соответственно. Но при этом нередко оказывается, что наиболее удобный для нас стиль вовсе не является самым эффективным и приемлемым. Чувствуя это, мы напрягаемся, стараясь в определенных обстоятельствах изменить присущей нам стиль руководства. Например, будучи по природе человеком мягким и деликатным, жестко и безапелляционно ведем себя в отношениях с отдельными сотрудниками, либо, наоборот, проявляем несвойственные нам снисходительность и терпимость.

Необходимо различать поведение на руководящей работе и стиль руководства. Поведение – это отдельные действия руководителя в процессе

управленческой и координирующей деятельности, обусловленные конкретным содержанием. Стиль руководящей работы детерминирован структурой обязанностей руководителя, которая направляет его поведение в самых различных ситуациях. Стиль обусловлен формой деятельности (наказание, поддержка, совет, информация, организация).

Различают несколько подходов к определению стилей, выделяя их по тем или иным критериям. Однако не всегда указанные подходы независимы друг от друга. Они могут пересекаться, но различаются по своим доминирующим идеям. В соответствии с ними выделяются следующие подходы: личностный, поведенческий, ситуационный.

Согласно личностному подходу, лучшие из руководителей обладают определенным набором общих для всех личностных качеств. К ним относятся: уровень интеллекта и знания, впечатляющая внешность, честность, здравый смысл, инициативность, социальное и экономическое образование, высокая степень уверенности в себе и в своих соотрудниках.

Поведенческий подход создал основу для классификации стилей руководства. Согласно поведенческому подходу эффективность определяется не личностными качествами руководителя, а его манерой поведения по отношению к подчиненным.

Поведенческий подход углубил понимание лидерства, сосредоточив внимание на поведении руководителя, желающего побудить людей к достижению целей организации.

Ситуационный подход основан на положении о том, что для эффективного управления стили поведения и личностные качества руководителя должны соответствовать конкретной ситуации поставленной цели. Руководитель-лидер, как показывают результаты исследований, должен уметь вести себя эффективно в различных ситуациях.

Управленческие стили, в основном, классифицируются по характеру отношений между руководителем и подчиненными. На данном подходе основана и типология К. Левина, рассматривающая три основных управленческих стиля: *авторитарный, демократический и либеральный (или стиль невмешательства)*. Данная типология относится к "одномерным", то есть обусловленным одним каким-то фактором.

По мнению К. Левина, наиболее предпочтителен демократический стиль.

Мы не можем предписать определенный управленческий стиль как наилучший, понимая, что ни один из трех названных стилей не бывает характерен для руководителей в «чистом виде», а также то, что демократический стиль далеко не всегда целесообразен и эффективен. Каждый руководитель формирует свой индивидуальный стиль, который относительно стабилен, обладает незначительной динамикой (т.е. меняется достаточно медленно) и может совершенствоваться в различных направлениях и ситуациях.

Названные типы управления являются основными. Однако в управленческой практике выделяются еще три дополнительных типа управления.

Патернализм – это сочетание высокого уровня заботы о производстве с высоким уровнем заботы о людях, когда приоритет отдается исполнительности.

Оппортунизм — сочетание любых или всех подходов к управлению, которые способны укрепить положение и статус руководителя или дать ему определенные личные преимущества.

Фасадизм, от архитектурного «фасад», означающего лицевую, фронтальную сторону здания. При этом фронтальная сторона может быть фальшивой, так как загораживает то, что в действительности находится за ней.

Руководитель избегает раскрывать свои мысли, пытается создать впечатление, что он честный и откровенный человек. Создатель фасада не только избегает раскрывать свои намерения, но и создает позитивную репутацию, помогающую поддерживать обман. Руководитель-фасадист не избегает конфликтов. Цель заключается не в разрешении конфликтов, а в получении определенных для себя выгод. Основная цель создания фасада состоит в том, чтобы скрыть стремление к контролю, господству и власти.

В основании теории Херси и Бланшард лежит утверждение, что нет наилучшего стиля управления, все зависит от ситуации, в которой он используется, и еще от способности руководителя менять эти стили управления в зависимости от сложившейся ситуации. Такое утверждение широко распространенное в мире теории ситуационного управления и находит свое непосредственное применение.

Данная теория рассматривает четыре стили управленческого поведения: "предписание", "убеждение", "сотрудничество", "делегирование". Дадим их краткое описание.

Стиль "делегирование" характеризуется наиболее низкой ориентацией на результат и на людей. Руководитель делегирует право принятия решений группе (подчиненному), однако при необходимости готов оказать помощь. Стиль "сотрудничество" характеризуется высокой ориентацией на людей и более высокой, чем в предыдущем случае, на результат. Руководитель "на равных" с подчиненными участвует в формулировании задач. Инициатива в определении тактики и ее реализации принадлежит группе, а задача руководителя – постоянно поддерживать инициативу и заинтересованность подчиненных. Стиль "убеждение" по сравнению с предыдущим характеризуется более высокой ориентацией как на результат, так и на людей. Руководитель "рекламирует" свою позицию и идеи, старается убедить подчиненных, которые будут выполнять поставленную задачу.

Херси и Бланшард, классифицируя стили, используют принцип



«двойного деления», исходя из соотношения ориентации руководителя «на результат» и «на людей». Однако есть существенные различия. Под ориентацией «на результат» подразумевается не само по себе понятие результата (что при низкой ориентации означает вообще его отсутствие), а скорее направленность на процесс выполнения конкретного задания, степень его проработанности, структурированности. Тогда низкая ориентация «на результат» не является негативной характеристикой, а означает лишь, что задание сформулировано без конкретной детализации и алгоритма выполнения. Ориентация же «на людей» означает, в какой степени руководитель учитывает мнение подчиненных, их способность к самоорганизации, самосовершенствованию, уровень мотивации на выполнение работы.

Решение проблемы эффективного руководства согласно теории «ситуационного управления» обеспечивается развитием его гибкости, универсальности.

Гибкость – способность переходить от одного стиля к другому, при этом меняя их. Эффективность предполагает адекватность (соответствие) избранного стиля ситуации, руководства в соответствии с ситуацией.

Гибкость и эффективность связаны между собой. Так, если показатель гибкости невысок, то и эффективность не будет высокой.

Таким образом, мы рассмотрели «одномерные» и «многомерные» стили управления. Самым эффективным стилем управления считается тот, при котором менеджер ориентирован на высокоэффективную работу в сочетании с доверием и уважением к людям. Это обеспечивает и высокий моральный настрой, и высокую степень эффективности управления. Успех организации воспринимается как успех всего коллектива и каждого сотрудника в отдельности. Тем не менее, исследования не выявили явной зависимости между стилями управления и эффективностью производства в организации.

#### **Использованные источники:**

1. Базаров, Т.Ю., Рыбкин, И.В., Пыркова, Т.С. Управленческие команды и их формирование. Т.Ю. Базаров, И.В. Рыбкин, Т.С., Пыркова.
2. Бандурка А.М., Бочарова С.П., Землянская Е.В. Психология управления. – Харьков: ООО «Фортуна-пресс».
3. Белова Е.Н. Управленческая компетентность руководителя: монография / Е.Н. Белова; Красноярск.
4. Жилина, А.И. Теория и практика управления профессиональной подготовкой и карьерой руководителей системы образования. Книга 2: монография / А.И. Жилина. – СПб.: ИОВ РАО, 2001.
5. Организационная культура и лидерство / Э. Шейн - СПб: Питер, 2001.

*Голынков Е.Н.*  
*студент*  
*научный руководитель: Круталевич М.Г., к.э.н.*  
*Оренбургский Государственный Университет*

## **ИННОВАЦИИ В СФЕРЕ КУЛЬТУРЫ ОРЕНБУРГСКОЙ ОБЛАСТИ**

*Аннотация: В статье рассматривается инновационная деятельность государства относительно сферы культуры; обзреваяются инновационные проекты в сфере культуры Оренбургской области, приводятся примеры других стран, выявляются проблемы внедрения инноваций и пути их решения. Актуальность темы обуславливается тем, что у молодого поколения теряется интерес к культуре своего региона, страны. Для того, чтобы пробудить интерес к культуре у поколения Z, необходимо внедрять больше современных технологий в данную сферу, повышать ее привлекательность.*

*Ключевые слова: инновации, инноватика, культура, культурная политика, современные технологии, Оренбургская область.*

*Golikov E. N.*  
*student*  
*Scientific supervisor: M. G. Krutalevich, candidate of economic Sciences*  
*Orenburg state University*

## **INNOVATION IN THE FIELD OF CULTURE IN ORENBURG REGION**

*Abstract: the article examines the innovative activity of the state in the sphere of culture; reviews innovative projects in the sphere of culture of the Orenburg region, provides examples of other countries, identifies problems of innovation and ways to solve them. The relevance of the topic is due to the fact that the younger generation is losing interest in the culture of their region and country. In order to arouse interest in culture among generation Z, it is necessary to introduce more modern technologies in this area, to increase its attractiveness.*

*Keywords: innovation, innovation, culture, cultural policy, modern technologies, Orenburg region.*

В числе приоритетных задач, решаемых сегодня государством, находятся поддержка инновационной деятельности в сфере культуры и искусства и мотивация инновационного поведения в ней граждан. Именно поэтому данная тема в нынешний период времени является, безусловно, актуальной.

Ориентация экономики России на инновационную социально ориентированную модель развития предполагает создание благоприятной среды для инновационной деятельности.

Создаваемая в России инновационная система и государственная инновационная политика строятся на приоритете научных и технико-технологических инноваций и их последующей коммерциализации. Нельзя сказать, что такой подход не оправдан. Техничко-технологические инновации должны стать основой дальнейшего развития страны и послужить фактором изменения всех сфер деятельности, в том числе и социокультурной.

Изучение инноватики в сфере культуры, внедрение ее в социально-культурную деятельность позволяют говорить о том, что инноватика сегодня активно воздействует на сферу производства духовных и материальных культурных ценностей, инициирует использование специфических приемов и технологий, позволяющих внедрять в общественное сознание новые смыслы, проводить переоценку ценностей в системе традиционного мировосприятия, делать новые культурные акценты.

Но какие конкретно инновации внедряются в культурную сферу в настоящее время? Рассмотрим на конкретных примерах.

Например, в Национальном художественном музее Беларуси внедрили технологию, которая помогает решать простую, но важную задачу. Перемещаясь по музею, посетитель может через Facebook Messenger попросить чат бота рассказать побольше о предмете искусства, который сейчас осматривает.

При этом конечная задача чат-ботов в области культуры, возможно, даже сложнее, чем у голосовых помощников. Идеальный чат-бот должен самостоятельно инициировать общение с пользователем, побуждать его зайти на какой-либо онлайн-ресурс или даже самому прийти в музей. Такому алгоритму необходим огромный арсенал знаний о человеке, о том, как с ним разговаривать, как его увлечь.

Показательный пример привлечения с помощью чат-ботов новой, молодой аудитории демонстрируют в Case Museo di Milano - это группа четырех миланских домов-музеев. Решая задачу приглашения новых посетителей, они обратились к геймификации: бот в Facebook Messenger призывает юных собеседников исследовать четыре дома на предмет скрытых ключей, которые помогут им сразиться с таинственным магом эпохи Возрождения.

Сегодня часто можно услышать вопрос: «Что делать гуманитариям в век программистов?». Одним из множества возможных ответов может быть использование гуманитарных знаний во внедрении технологий в сферу искусства, например, дополненной реальности, которая уже используется во многих музеях мира. Технология дополненной реальности (AR)

замечательно решает задачу демонстрации того, чего не видно взглядом. Например, в Музее русского импрессионизма в Москве на выставке Бурлюка демонстрировалась картина, значительная часть которой утрачена, но исследователи точно знают, как она выглядела, что позволило показывать существующий физический подлинник и дополнить его воссозданным изображением остальной части картины на экране.

Хотя эта технология очень зависима от оборудования (а оно пока не самого высокого качества при довольно высокой стоимости), основное значение здесь имеет контент. Недостаточно создать веселую визуализацию и анимировать, например, привидение, которое вылезает из картины. Такая разработка, может быть, и вызовет вау-эффект у детей от 7 до 11 лет, но едва ли будет с восторгом принята основной аудиторией музеев. Как говорится, есть над чем работать и к чему стремиться.

Теперь подробно рассмотрим, что происходит в нашем регионе, в Оренбургской области, в данной сфере.

4 декабря 2019 г. в Оренбурге открыла свои двери для посетителей модельная библиотека нового поколения - библиотека им. Хусаина Ямашева (филиал № 16 МБУ «Библиотечно-информационная система»).

В ходе модернизации оборудован большой многофункциональный зал, который включает зону мультимедиа с проектором и конференц-зал со столом-трансформером, большую маркерную доску, рабочие места сотрудников. Данные пространства могут использоваться отдельно, но легко превращается в одно помещение во время проведения массовых фестивалей, концертов, праздников или групповых занятий. Детский зал организован с учетом потребностей юных читателей разного возраста. Он представлен зоной обучения и развивающих настольных игр, интерактивным полом и проектором, пространством для игр и хранения игрушек, оснащенным мягким напольным покрытием, скамьями-ящиками, яркими мягкими пуфами. Книжные стеллажи, расположенные по периметру, позволяют представить всё разнообразие детской литературы и сделать ее доступной для любознательных читателей.

В мультимедийном зале, оборудованном для самостоятельной работы посетителей компьютерной техникой и инфокиоском, организован доступ к Национальной электронной библиотеке и полнотекстовой базе данных «ЛитРес: мобильная библиотека».

Модельная библиотека им. Х. Ямашева предоставляет новые возможности для обслуживания читателей и способствует их приобщению к культурным ценностям.

В городе Оренбурге активно проводятся интерактивно-познавательные выставки, такие как «Империя роботов», «Робополис», «Дети в интернете» и другие. На этих выставках посетители смогут на себе ощутить технологии виртуальной реальности, дополненной реальности, узнать о новых технологиях и технических новшествах.

Но самая главная проблема состоит в том, что большинство таких выставок приезжают из других городов, и данные технологии пока не внедряются в повседневные для нас музеи, галереи и выставочные залы.

Основная причина отставания Оренбургской области в введении таких инноваций – отсутствие должного финансирования.

На мой взгляд, необходимо разработать целевую программу по внедрению прогрессивных инновационных технологий в музеи, галереи, выставочные залы, продолжать внедрять информационные интерактивные системы в библиотечную сферу.

Такая целевая программа позволит не только привить населению, а конкретно молодому поколению, интерес к искусству, но и увеличить доходы в областной бюджет.

Простое, обыденное посещение музея превратится в интересное, захватывающее, а главное – комфортное путешествие по уголкам нашего прошлого, нашей истории.

#### **Использованные источники:**

1 Информационный портал РИА56.ру: [Электронный ресурс]. М., 2013-2020. URL: <https://ria56.ru/>. (Дата обращения: 10.01.2020).

2 Агентство региональных новостей OreNews.ru: [Электронный ресурс]. М., 2013-2020. URL: <https://orenews.ru/2019/07/08/0000284/>. (Дата обращения: 10.01.2020).

3 Евменов А.Д. Инновационная деятельность как фактор интенсификации развития сферы культуры Российской Федерации // Петерб. экон. журн. 2017. № 1. С. 44–48.

4 Стратегия инновационного развития Российской Федерации на период до 2020 года: Утв. распоряжением Правительства РФ от 8 декабря 2016 г. N2227-р [Электронный ресурс]. URL : [http://www. base.garant.ru/70106124/ #block\\_72](http://www.base.garant.ru/70106124/#block_72).

5 Информационный портал RUSBASE: [Электронный ресурс]. М., 2013-2020. URL: <https://rb.ru/opinion/tehnologij-kultura/>. (Дата обращения: 14.01.2020).

*Гуломжонов К.Д.*

*Гофуров К.С.*

*Кобилов Ш.М.*

*Абдукодиров У.Т.*

*кафедра детской неврологии*

*Андижанский государственный медицинский институт*

## **ОСОБЕННОСТИ ЛЕЧЕНИЯ ПРОГРЕССИРУЮЩЕЙ МЫШЕЧНОЙ ДИСТРОФИИ**

*Аннотация: Наследственные нервно-мышечные заболевания представляют собой самую большую группу генетически гетерогенных наследственных болезней нервной системы, характеризующуюся чрезвычайным разнообразием нозологических форм и выраженным клиническим полиморфизмом*

*Мышечные дистрофии являются наследственными прогрессирующими заболеваниями мышечной системы, возникающими из-за дефектов в одном или нескольких генах, необходимых для нормальной структуры мышц и их функционирования.*

*Прогрессирующие мышечные дистрофии являются наследственно детерминированными и весьма распространенными заболеваниями нервно-мышечной системы.*

*Ключевые слова: нервно-мышечные заболевания мышечная дистрофия, детской возраст, наследственные болезни.*

*Gulomjonov K.D.*

*Gofurov K.S.*

*Kobilov Sh.M.*

*Abdukodirov U.T.*

*Department of Pediatric Neurology*

*Andijan State Medical Institute*

## **FEATURES OF THE TREATMENT OF PROGRESSIVE MUSCLE DYSTROPHY**

*Resume: Hereditary neuromuscular diseases represent the largest group of genetically heterogeneous hereditary diseases of the nervous system, characterized by an extraordinary diversity of nosological forms and pronounced clinical polymorphism*

*Muscular dystrophies are hereditary, progressive diseases of the muscular system that arise from defects in one or more genes necessary for normal muscle structure and function.*



*Progressive muscular dystrophies are hereditarily determined and very common diseases of the neuromuscular system.*

*Key words: neuromuscular diseases, muscular dystrophy, childhood, hereditary diseases.*

**Введение.** Прогрессирующие мышечные дистрофии являются наследственно детерминированными и весьма распространенными заболеваниями нервно-мышечной системы. Относительно высокая частота распространения, раннее начало патологического процесса, неуклонно прогрессирующее течение, приводящее к тяжелой инвалидизации и полному обездвиживанию больных, отсутствие эффективных методов лечения и неизученность многих сторон патогенеза являются причиной неослабевающего внимания исследователей к этим заболеваниям[4,11].

Эта группа наследственных заболеваний нервной или нервно-мышечной системы характеризуется постепенным нарастанием слабости и атрофии мышц. Заболевание описано во всех странах мира, встречается среди населения с частотой 1:25000, в 35 — 40% случаев носит семейный характер[7,9].

Различные формы прогрессирующих мышечных дистрофий могут наследоваться аутосомно-доминантно, аутентично-рецессивно, рецессивно, сцепленно с X-хромосомой. Механизмы развития этих болезней в полной мере не изучены[1].

Однако имеют место нарушения многих биохимических констант, различные электрофизиологические и ультраструктурные изменения. В развитии патологического процесса при прогрессирующих мышечных дистрофиях определенную роль играет синтез неполноценных мышечных белков — актина и миозина, сопровождающийся их ускоренным распадом[3,5].

Изменяется активность ряда неспецифических ферментов (креатинфос-фокиназы, альдолазы и др.). Выявлены нарушения энергетического обмена, выражающиеся в быстром распаде соединений, используемых в качестве энергетических ресурсов при сокращении мышц.

Нарушение строения клеточных мембран приводит к изменению их проницаемости в отношении ионов калия, натрия, участвующих в сокращении мышц[2,8]. В развитии дистрофии мышц определенное значение имеют патология капилляров и нарушения строения соединительной ткани.

У больных с мышечными дистрофиями основной патологический процесс развивается в мышечной ткани. При другой группе болезней изменения в мышцах возникают вторично, первично нарушается структура нервной клетки и волокна[6,10]. Эти заболевания называют неврогенными мышечными атрофиями. К ним относят спинальные (протекающие с

преимущественным поражением двигательных клеток спинного мозга) и невральные (с поражением периферических нервов) амиотрофии.

В группу прогрессирующих мышечных дистрофий входят заболевания, различающиеся по времени появления клинических признаков, преимущественной локализации мышечных атрофии, характеру их распространения, темпу нарастания патологических изменений и типу наследования.

Основные патоморфологические изменения при прогрессирующих мышечных дистрофиях происходят в мышцах. Они выражаются в атрофии отдельных мышечных волокон. Миофибриллы утрачивают поперечную исчерченность, а иногда полностью разрушаются. В ядрах мышечных клеток также обнаруживают изменения. Они становятся крупнее обычных, содержат различные включения, иногда сморщиваются.

На месте атрофированных волокон интенсивно разрастается жировая и соединительная ткань. Нервные волокна и нервные клетки остаются относительно сохранными. Выраженные изменения находят в сосудах мышц, имеющих тенденцию к сужению и образованию тромбов.

**Цель исследования.** Целью нашего исследования является изучение клинико-лабораторных особенностей прогрессирующей мышечной дистрофии Дюшенна и Эрба-Рота.

**Материалы и методы исследования.** Несмотря на прогрессирование болезни на фоне терапии, проведение комплексного лечения необходимо для отдаления исхода болезни и ранней инвалидизации.

Описанный нами клинический случай поможет своевременной диагностике прогрессирующей мышечной дистрофии Дюшенна при прогрессирующем миотоническом синдроме у детей.

Обследовано 30 больных от 5 лет до 17 лет, находившихся в неврологическом отделении областной детской клинической больницы г. Андижана. Из них 24 (80 %) мальчика и 6 (20 %) девочек. Больные были разделены по возрасту, дебюту и форме заболевания. Из 24 мальчиков у 10 диагностирована форма Дюшенна, у 14 — форма Эрба-Рота. У всех девочек диагностирована миопатия Эрба-Рота.

Дебют заболевания у мальчиков с миопатией Дюшенна отмечался в возрасте 3-5 лет, с миопатией Эрба-Рота в 12-14 лет. У девочек дебют отмечался в 13-14 лет.

При клиническом осмотре мышечная сила составила 5 баллов — 0, 4 балла — у 12 больных, 3 балла — у 9, и 2 балла — у 9. У всех больных отмечалась мышечная гипотония, гипорефлексия, более выраженные в ногах.

Результаты исследования показали: на фоне комплексной терапии с применением препарата Картан при повторном исследовании у больных с силой мышц 2 — 3 балла (18 больных) отмечалось некоторое улучшение — сила мышц составляла 3 — 4 балла, у остальных (12 больных) при

исследовании силы мышц по шкале MRS существенных изменений не отмечалось.

Вовремя назначенная терапия данного заболевания уменьшит проявления данного заболевания. Медицинская помощь больному с ПМДД и его семье будет неполной без обеспечения им психосоциального благополучия.

Таким образом, исследования в области молекулярной генетики представляют особую актуальность в связи с высоким удельным весом нейрогенетических заболеваний в общей структуре неврологической патологии, глубокой инвалидизацией больных с прогрессирующей психической и физической дезадаптацией, а также фатальным течением этих в большинстве случаев неизлечимых страданий.

**Вывод.** Принимая во внимание тот факт, что для основной части заболеваний из данной группы характерно неуклонно прогрессирующее течение и отсутствие эффективных методов лечения, нервно-мышечные болезни следует признать одной из наиболее актуальных проблем клинической неврологии.

Профилактика повторных случаев нервно-мышечных болезней в семьях “высокого риска” валяется на сегодняшний день единственным эффективным средством борьбы с этими тяжелыми и нередко фатальными недугами, при том центральное место в системе профилактических мероприятий занимает ДНК-диагностика.

#### **Использованные источники:**

1. Антелава О.А., Касаткина Л.Ф., Гуркина Г.Т., Раденска-Лоповок С.Г., Пикуля Н.В., Хитров А.Н., Штутман В.З., Насонов Е.Л. Дифференциальная диагностика мышечной слабости (обзор литературы) // РМЖ. 2014. №14. С. 854-862.
2. Гусев Е.И., Никифоров А.С. Общая неврология. М.: ГЭОТАР-Медиа, 2007. 720 с. 2. Sewry С.А. Muscular dystrophies: an update on pathology and diagnosis. Acta Neuropathol. 2010. vol. 120, no 3. P. 343-358.
3. Жданова Е.Б., Харламов Д.А., Белоусов Е.Д. Соматические нарушения при прогрессирующей дистрофии Дюшенна // Российский вестник перинатологии и педиатрии. 2011. № 5. С. 46-50.
4. Гребенникова И.Н., Рыжков И.И., Репалова Н.В., Еськова Е.В., Тамбовцева И.В. Метод интегральной оценки биоэлектрической активности паравертебральных мышц в ранней диагностике нарушений осанки в дифференциальной диагностике сколиозов // Вестник гильдии протезистов-ортопедов. 2006. №2. С. 45-50. 8. Шаркова И.В., Дадали Е.Л., Миловидова Т.Б. Алгоритм дифференциальной диагностики врожденных мышечных дистрофий // Нервные болезни. 2013. №2. С. 10-17.
5. Евтушенко С.К., Шаймурзин М.Р., Евтушенко И.С. Новые современные технологии в терапии нейромышечных заболеваний, направленные на

замедление их прогрессирования // Международный неврологический журнал. 2009. №4. С. 9-19.

6. Фельдман Е.Л., Гризольд В., Расселл Д.В. Атлас нервно-мышечных болезней. Практическое руководство / Пер. с англ. А.Н. Беловой и В.Н. Григорьевой, научн. ред. А.Б. Гехт и А.Г. Санадзе. Практическая медицина, 2016. 392 с.

7. Belayew A. Cascade of gene activation in Landouzy Dejerine muscular dystrophy. Bull Mem. Acad. R. Med. Belg. 2010. vol. 165, no. 1-2. P. 87-95; discussion pp. 95-97.

8. Collins J., Bönnemann C.G. Congenital muscular dystrophies: toward molecular therapeutic interventions. Curr. Neurol. Neurosci. Rep. 2010. vol. 10, no. 2. P. 83-91.

9. Jacqueline M. The identification of Landouzy-Dejerine disease: an investigative history. Neuromuscul Disord. 2011. vol. 21, no. 4. P. 291-297. DOI: 10.1016/j.nmd.2011.01.003.

10. Matthews E., Brassington R., Kuntzer T., Jichi F., Manzur A.Y. Corticosteroids for the treatment of Duchenne muscular dystrophy. Cochrane Database Syst. Rev. 2016. vol. 5, no. 5. P. CD003725.

11. Petnikota H, Madhuri V, Gangadharan S, Agarwal I, Antonisamy B. Retrospective cohort study comparing the efficacy of prednisolone and deflazacort in children with muscular dystrophy: A 6 years' experience in a South Indian teaching hospital. Indian J. Orthop. 2016. vol. 50, no. 5. P. 551-557.

*Дадаждонова О.  
Хакимов Н.С.*

*кафедра онкологии и медицинской радиологии  
Андижанский государственный медицинский институт*

## **УЛЬТРАЗВУКОВАЯ ДИАГНОСТИКА ЗАБОЛЕВАНИЙ ОКОЛОНОСОВЫХ ПАЗУХ**

*Аннотация: В основе диагностики воспалительной патологии околоносовых пазух (ОНП) и выборе дальнейших лечебных мероприятий лежат клинический осмотр и данные рентгенологического исследования. В большинстве случаев для решения диагностической задачи достаточно только УЗИ диагностики.*

*Оставаясь ведущим методом в диагностике заболеваний ОНП, традиционная рентгенография далеко не всегда позволяет полностью оценить характер, объём и локализацию патологического процесса, особенно в клетках решётчатого лабиринта и основных пазухах. Этот метод исследования даёт от 50 до 74,9 % ошибочных данных, что негативно влияет на выбор методов лечения, его сроки и результаты.*

*Ключевые слова: диагностика, ультразвуковой метод, околоносовой пазух.*

*Dadazhonova O.  
Khakimov N.S.*

*Department of Oncology and Medical Radiology  
Andijan State Medical Institute*

## **ULTRASOUND DISEASE DIAGNOSTICS SINTERS**

*Resume: The diagnosis of inflammatory pathology of the paranasal sinuses (SNP) and the choice of further therapeutic measures are based on clinical examination and X-ray data. In most cases, only ultrasound diagnostics is sufficient to solve the diagnostic problem.*

*Remaining the leading method in the diagnosis of SNP diseases, traditional radiography does not always allow to fully assess the nature, volume and localization of the pathological process, especially in the cells of the ethmoid labyrinth and the main sinuses. This research method gives from 50 to 74.9% of erroneous data, which negatively affects the choice of treatment methods, its timing and results.*

*Key words: diagnostics, ultrasound method, paranasal sinus.*

**Актуальность.** Выявление заболеваний околоносовых пазух нередко связано с определенными трудностями. В настоящее время самым распространенным методом диагностики синуситов является обзорная рентгенография. Однако применение рентгенологического метода имеет строгие ограничения вследствие большой лучевой нагрузки, что особенно важно в детском возрасте и при динамическом наблюдении за пациентом с целью контроля качества лечения [2,5].

Следует также отметить, что интерпретация результатов обзорной рентгенографии зависит от качества рентгенограмм и квалификации врача-рентгенолога [7]. Трактование рентгенологической картины при заболеваниях околоносовых пазух часто бывает неоднозначной. Основным термин "затемнение" может отражать картину отека слизистой оболочки, полипов, кисты, опухоли или патологического содержимого [1,3]. Обзорные рентгенограммы позволяют подтвердить диагноз экссудативного гайморита или фронтита только в том случае, если в полости пазухи четко удается выявить уровень жидкости.

Для оценки состояния решетчатой пазухи, которая имеет важнейшее значение в патогенезе большинства случаев хронического синусита, традиционная рентгенография также мало информативна [6]. В то же время компьютерная томография, относящаяся к числу наиболее информативных рентгенологических методик, не может использоваться в повседневной практике врача-оториноларинголога для выявления острых синуситов вследствие дороговизны исследования.

Следует также отметить, что в детской практике воспаление верхнечелюстной пазухи встречается чаще, чем распознается при нативной рентгенографии [3,7]. Подобные трудности связаны с анатомическими особенностями строения околоносовых пазух и спецификой ответных реакций детского организма на локальные очаги инфекции, вследствие чего клинические проявления синуситов у детей значительно отличаются от таковых у взрослых. У большинства детей заболевания околоносовых пазух протекают латентно или малосимптомно. Даже в периоды обострения патологического процесса пациенты относительно редко жалуются на головную боль, которая является ведущим симптомом синусита у взрослых [2,6]. Поэтому особенно важным является раннее выявление синусита в условиях поликлиники с целью своевременного лечения и предотвращения возможных осложнений.

Таким образом, диагностика заболеваний околоносовых пазух остается актуальной проблемой. Используемый для идентификации синусита метод должен быть простым в исполнении, быстрым, безопасным и приемлемым для скрининговой диагностики. К числу таких методов относится ультразвуковое исследование (УЗИ). Достоинства УЗИ известны и не требуют доказательств. Тем не менее, в оториноларингологической практике УЗИ пазух носа используется редко. По-видимому, это связано с



тем, что у практикующего врача часто возникают трудности при выборе оптимальной методики исследования. Кроме того, не изучены показания для проведения УЗИ в диагностике патологии околоносовых пазух.

Для исследования околоносовых пазух могут использоваться два метода УЗИ: А-метод (или одномерное УЗИ) и В-метод (или двухмерное УЗИ). В ЛОР-практике чаще всего применяется А-метод УЗИ [5]. Однако данная методика имеет ряд недостатков: она мало информативна в обнаружении кист и полипов. Сканирование этмоидальных клеток и клиновидного синуса А-методом УЗИ практически невозможно [3].

Двухмерное УЗИ дает возможность получения большей информации о характере патологического процесса за счет излучения ультразвуковым датчиком одновременно нескольких ультразвуковых сигналов. Однако в диагностике заболеваний околоносовых пазух этот метод практически не используется, т.к. мало изучен и недостаточно подробно представлен в литературе.

**Цель исследования:** Изучить методы двухмерного ультразвукового диагностику заболеваний околоносовых пазух

**Материалы и методы исследования:** Общая клиническая характеристика обследованных лиц. В основу работы положен анализ комплексного клинического обследования 115 больных с различной патологией околоносовых пазух, госпитализированных в клиники АГМИ г Андижана за период с 2019 по 2020 годы Возраст больных от 11 до 77 лет Средний возраст составил 41,8 лет.

Взрослых было 79 человек 42 мужчины и 37 женщин Детей было 36, среди них мальчиков - 15, девочек - 21 Наибольшее количество пациентов составили лица в возрасте от 19 до 59 лет (57,4%)

**Результаты исследования.** Деление больных на представленные выше клинические группы позволило нам не только изучить на практике разработанные в ходе обследования пациентов эхографические признаки синусита, но и объективно оценить роль двухмерного ультразвукового сканирования в формировании клинического диагноза.

Результаты исследования подгруппы были использованы для сравнительного анализа диагностических возможностей обзорной рентгенографии и двухмерного УЗИ околоносовых пазух В подгруппу Б вошло 29 человек, которым УЗИ пазух носа осуществлялось двумя методами сканирования одномерным и двухмерным Результаты исследования этой подгруппы были использованы для сравнительного анализа диагностических возможностей этих методик УЗИ

В клиническую группу II вошло 25 пациентов, которым помимо обзорной рентгенографии и двухмерного УЗИ была выполнена компьютерная томография околоносовых пазух в двух проекциях (аксиальной и коронарной) по стандартной методике Целью обследования данной группы явилось установление диагностической информативности

двухмерного сканирования околоносовых пазух в сравнении с другими лучевыми методами: обзорная рентгенография и компьютерная томография

По длительности и характеру течения заболевания у 62 пациентов (53,9%) имелся острый экссудативный синусит, у 48 (41,7%) диагностирована хроническая форма заболевания. При остром и хроническом синусите воспаление в околоносовых пазухах чаще всего носило гнойный характер. Гнойный синусит имел место у 49 больных (44,5%) с острым течением заболевания и у 26 (23,6%) с хронической формой болезни. Катаральный синусит диагностирован у 15 больных (13,6%). Кисты верхнечелюстных пазух выявлены в 9 случаях (8,2%), полипозный гайморит - у 11 больных (10%).

**Вывод:** Двухмерное ультразвуковое сканирование значительно превосходит одномерный метод УЗИ в диагностике различных патологических состояний околоносовых пазух, в том числе кист и полипов. Так средний показатель точности двухмерного УЗИ составил 76,4% ( $p < 0,05$ ), чувствительности — 71,2% ( $p < 0,05$ ) и специфичности 63,6% ( $p < 0,05$ ). Средний показатель точности одномерного ультразвукового сканирования не превышает 54%, чувствительности - 53,1%, специфичности - 35%.

#### **Использованные источники:**

1. Козлов В.С., Шиленкова В.В., Карпов В.А., Новикова И.Л. Ультразвуковая диагностика заболеваний околоносовых пазух у детей // Российская ринология. - 2003. - №2, - С.58-62.
2. Макарова Г.В. Использование ультразвукового сканера «Sinuscope-4» для диагностики параназальных синуситов // Новости оториноларингологии и логопатологии. 2000. - №1. - С.51-53.
3. Пальчун В. Т.; Завгородний А. Э., Лучихин Л. А. Современные принципы диагностики и лечения орбитальных риносинусогенных осложнений // Вестн. оториноларингологии. - 2001. - N 2. С. 4-7.
4. Blomgren K., Nytonen M., Pellinen J., Relander M., Pitkaranta A. Diagnostic accuracy of acute maxillary sinusitis in adults in primary care // Scand J. Prim Health Care. 2002. - Vol.20, №1. -P.40-44.
5. Ghatasheh M., Smadi A. Ultrasonography versus radiography in the diagnosis of maxillary sinusitis // East Mediterr Health J. 2000. - Vol.6, №5. p. 1083-1086.
6. Joe J.K., Ho S. Y., Yanagisawa E. Documentation of variations in sinonasal anatomy by intraoperative nasal endoscopy // Laryngoscope. 2000. -Vol.110, №2. -P.229-235.
7. Wik O., Larsson G., Nivala J., Wadsten C.J. Why there is no recommendation for ultrasonography in maxillary sinusitis // Lakartidningen. -2005. Vol. 102, №39. - P.2790.

*Дорджиева К.С.  
студент магистратуры  
кафедра «государственного и муниципального управления и права»  
ФГБОУ ВО «Калмыцкий государственный университет  
им.Б.Б.Городовикова»  
Республика Калмыкия, г. Элиста*

## **ХАРАКТЕРИСТИКА СИСТЕМЫ ОБРАЗОВАНИЯ РЕСПУБЛИКИ КАЛМЫКИЯ**

*Аннотация: в данной статье рассматривается характеристика системы образования в республике Калмыкия.*

*Ключевые слова: образование, система образования, проблемы системы образования.*

*Dordzhieva K.S.  
graduate student  
Department of "State and Municipal Administration and Law"  
FSBEI HE "Kalmyk State University named after B.B. Gorodovikov"  
Republic of Kalmykia, Elista*

## **CHARACTERISTICS OF THE EDUCATION SYSTEM OF THE REPUBLIC OF KALMYKIA**

*Resume: This article examines the characteristics of the education system in the Republic of Kalmykia.*

*Key words: education, education system, problems of the education system.*

Образование как система — это уникальный социальный институт, призванный развивать и преумножать человеческий капитал, формируя идеи, социально-значимые идеалы, мировоззренческие позиции, надежды, конструирующие как будущее общество в целом, так и судьбу отдельных людей. Образование, таким образом, — это система проектирования будущего. [ 6 ]

Государственный характер управления образованием проявляется также в соблюдении органами управления государственных гарантий прав граждан России на образование независимо от расы, национальности, языка, пола, возраста, состояния здоровья, социального, имущественного и должностного положения, социального происхождения, места жительства, отношения к религии, убеждений.

Органы управления образованием на местах проводят государственную политику путем соблюдения государственных

образовательных стандартов, включающих федеральный и национально-региональный компоненты с установлением обязательного минимума содержания образовательных программ и максимального объема учебной нагрузки обучающихся, требования к уровню подготовки выпускников. Задача органов управления образованием состоит не только в формальном обеспечении гарантий на образование, но и в создании условий для самоопределения и самореализации личности. [ 7 ]

Образование в республике Калмыкия осуществляется в соответствии с Конституцией Российской Федерации, Законом Российской Федерации «Об образовании», федеральными законами, Степным Уложением (Конституцией) Республики Калмыкия, законом республики Калмыкия «Об образовании», другими законами Республики Калмыкия, иными нормативными правовыми актами Российской Федерации и Республики Калмыкия в сфере образования.

В статье 1 Степного Уложения говорится о том, что сфера образования является приоритетной в деятельности органов государственной власти Республики Калмыкия. Приоритетность гарантируется ежегодным выделением финансовых средств на нужды образования из республиканского бюджета в размере, достаточном для обеспечения гарантий прав граждан на получение образования в соответствии с компетенцией Республики Калмыкия, а также защищенностью соответствующих расходных статей республиканского бюджета, обеспечением необходимых мер по социальной поддержке работников образовательных учреждений, обучающихся и воспитанников.

Основной целью государственной политики Калмыкии в сфере образования является обеспечение реализации прав граждан на получение общедоступного и бесплатного дошкольного, начального общего, основного общего, среднего (полного) общего образования, а также дополнительного образования в общеобразовательных учреждениях, начального профессионального образования в государственных образовательных учреждениях Республики Калмыкия и муниципальных образовательных учреждениях, а также на конкурсной основе бесплатного среднего и высшего профессионального образования в государственных образовательных учреждениях, если образование данного уровня гражданин получает впервые. (Закон об образовании Степного Уложения)

Образование республики ориентировано на создание условий для получения качественного образования, отвечающего требованиям современной инновационной экономики, внедрение эффективных экономических механизмов в сфере образования, формирование социально адаптированной и конкурентоспособной личности, а также создание условий для ее самореализации.

Система общего образования Республики Калмыкия включает общеобразовательные организации, осуществляющие образовательную

деятельность по основным образовательным программам дошкольного, начального общего, основного общего и среднего общего образования, общеобразовательные организации, реализующие адаптированные основные общеобразовательные программы, оздоровительные образовательные организации санаторного типа для детей, нуждающихся в длительном лечении, и другие.

По данным муниципальных органов управления образования на 1 сентября 2018 года функционирует 110 дошкольных образовательных организаций, из них:

- в городских поселениях – 49 образовательных организаций, в их числе 2 частных ДОО (9034 воспитанников);
- в сельской местности 61 образовательная организация (5259 воспитанников).

Обеспечение доступа к дошкольному образованию – один из ключевых моментов решения проблемы социальной мобильности и снижения потенциальной напряженности. Несмотря на ряд положительных изменений в системе дошкольного образования в республике Калмыкия, проблема обеспечения дошкольников местами в детских садах пока остается. В каждом районе республики и в городе Элиста разработаны муниципальные программы развития дошкольного образования, предусматривающие введение гибких форм пребывания детей в дошкольных образовательных учреждениях, расширения действующих сетей учреждений – строительство нового детского сада, пристроев (в 2018 г. начато строительство 8 пристроев на 320 мест и новой дошкольной организации на 80 мест в г.Элиста), возвращение ранее перепрофилированных учреждений в систему дошкольного образования, развитие частных садов (2 негосударственных детских садов).

Повышение качества и доступности дошкольного образования в Республике Калмыкия обеспечивается вхождением дошкольных образовательных организаций в нормативное поле федерального государственного образовательного стандарта (ФГОС) дошкольного образования. При этом особо следует отметить развитие вариативных форм временного присмотра и ухода за детьми, в том числе с использованием механизмов государственно-частного партнерства, что позволило ликвидировать очередность в дошкольные образовательные организации детей в возрасте от 3 до 7 лет.

В целях повышения доступности дошкольного образования для детей в возрасте от 2 месяцев до 3 лет принята региональная программа «Создание в Республике Калмыкия (исходя из прогнозируемой потребности) дополнительных мест для детей в возрасте от 2 месяцев до 3 лет в организациях, реализующих программы дошкольного образования в 2018 - 2020 годы», утвержденная постановлением Правительства Республики Калмыкия от 15 мая 2018 г. № 134.



В 2018 году в республике функционируют 161 образовательных организаций, в том числе: 150 муниципальных общеобразовательных организаций, 9 казенных общеобразовательных учреждений (4 коррекционные, 2 санаторные школы – интернаты, 1 общеобразовательная школа – интернат для детей, находящихся в трудной жизненной ситуации, 1 казачий корпус, 1 – вечерняя (сменная) школа), 2 частные школы. Всего в образовательных организациях обучается 33998 детей, из них государственных (муниципальных) – 32366 детей.

Создание новых мест в школах - это важнейшая задача, поставленная перед системой образования на федеральном уровне. В целях ее решения принята региональная программа «Содействие созданию в Республике Калмыкия (исходя из прогнозируемой потребности) новых мест в общеобразовательных организациях» на 2016 - 2025 годы», утвержденная постановлением Правительства Республики Калмыкия от 11 января 2016 г. № 5.

Профессиональное образование традиционно является основным источником формирования квалифицированных кадров для региональной экономики. Открыты новые направления подготовки кадров и новые специальности, соответствующие потребностям рынка труда, перспективам развития экономики и социальной сферы республики. Организациями профессионального образования в соответствии с требованиями Союза «Молодые профессионалы» (WorldSkills Russia) внедряются современные технологии подготовки кадров по наиболее востребованным и перспективным специальностям и рабочим профессиям.

Организациями профессионального образования осуществляется в том числе подготовка кадров по наиболее востребованным и перспективным специальностям и рабочим профессиям ТОП-50. В целях развития социального партнерства налажено взаимодействие со 146 предприятиями и объединениями, разработаны мероприятия по организации профориентационной работы с обучающимися общеобразовательных организаций и незанятой молодежью.

На сегодняшний день в Республике Калмыкия политика в области образования носит активный характер и направлена, прежде всего, на повышение доступности образования в регионе, совершенствование образовательной системы, увеличения количества образовательных учреждений в регионе. Однако, следует отметить, что существуют и определённые проблемы в области реализации образовательной политики Республики Калмыкия. Среди таких проблем можно выделить:

1. Проблема недостатка мест в дошкольных образовательных учреждениях;
2. Трудности в процессе трудоустройства выпускников высших учебных заведений;
3. Недостаток высококвалифицированных работников в ДООУ;



4. Высокая стоимость высшего образования;
5. Другие проблемы в области образовательной политики.

Ситуация усложняется и тем, что население не просто знает о проблемах, но и лично столкнулось с ними. Например, студентами испытываются трудности в процессе поиска работы после окончания университета. Также у многих семей нет возможности оплатить само обучение в высшем учебном заведении. В свою очередь, молодые семьи, имеющие маленьких детей, сталкиваются с проблемой нехватки мест в детских садах, высокими ценами за пребывание ребенка в частных ДОУ, а также с недостатком квалифицированных работников в них. Подобный высокий уровень осведомленности в проблемах региона, является следствием того, что практически каждый житель Республики, или кто-то из членов его семьи вынужден столкнуться с определённой проблемой в сфере образования.

#### **Использованные источники:**

##### ***Нормативные правовые акты***

1. Федеральный Закон РФ "Об образовании" от 10.07.1992 N 3266-1
2. Постановление «О государственной программе Республики Калмыкия «Развитие образования Республики Калмыкия» (с изменениями на 24 июня 2019 года)
3. Муниципальная программа Развитие образования города Элисты на 2019 – 2024 годы

##### ***Периодические издания***

4. Исаев М. Д. «Проблемы образования в государственных федеральных учреждениях высшего образования» // Молодой ученый. — 2017. — №2. — С. 676-678. — URL <https://moluch.ru/archive/136/38115/>
5. Лиджигоряев А. С. Особенности образовательной политики в Республике Калмыкии // Молодой ученый. — 2019. — №18. — С. 1-2. — URL <https://moluch.ru/archive/256/58744/>
6. Овсянников А.А. «Система образования в России и образование России» //Мир России, 1999 № 3

##### ***Монографии, научные сборники, учебники, учебные пособия***

7. Слостенин В.А, Исаев И.Фю, Шиянов Е.Н. «Педагогика». Учебное пособие для студентов высших педагогических учебных заведений/ под редакцией Слостенина В.А.: Москва: издательский центр «Академия», 2013 г., - 576 с.

*Дусбеков Т.М.  
старший преподаватель  
факультет архитектуры и строительства  
Термезский Государственный Университет*

## **ИСПОЛЬЗОВАНИЕ ТРАДИЦИОННЫХ МЕТОДОВ ДЛЯ ПОВЫШЕНИЯ ПРОДУКТИВНОСТИ ПОЧВЫ И ПОВЫШЕНИЯ УРОЖАЙНОСТИ**

*Аннотация: Использование традиционных методов повышения урожайности, севообороты, эффективное орошение, правильное внесение минеральных удобрений, правильные агрономические методы, предотвращение распространения различных вредителей, быстрая работа биологических лабораторий и применение химических элементов повышают урожайность. заставляет его подниматься. Выполнение вышеперечисленных требований позволит повысить урожайность сельскохозяйственных культур до 60-65%.*

*Ключевые слова: Севооборот, эффективное использование орошения, правильное внесение минеральных удобрений, правильные агротехнические приемы.*

*Dusbekov T.M.  
Senior Lecturer  
Faculty of Architecture and Construction  
Termez State University*

## **USE OF TRADITIONAL METHODS TO INCREASE SOIL PRODUCTIVITY AND INCREASE YIELD**

*Abstract: The use of traditional methods of increasing yields, crop rotations, effective irrigation, correct application of mineral fertilizers, correct agronomic methods, prevention of the spread of various pests, fast work of biological laboratories and the use of chemical elements increase yields. makes him rise. Fulfillment of the above requirements will increase the yield of agricultural crops to 60-65%.*

*Key words: Crop rotation, efficient use of irrigation, correct application of mineral fertilizers, correct agricultural practices.*

Одной из важнейших задач по увеличению урожайности сельскохозяйственных культур является улучшение мелиорации земель, поскольку исследования показывают, что даже на слабозасоленных почвах урожайность хлопка в среднем на 6-7% выше, чем на незасоленных почвах,

умеренно и сильно засоленных. 40-50% и более земли. Следовательно, из-за засоления орошаемых земель урожайность ежегодно снижается. Поэтому улучшение агромелиоративного состояния почв важно для повышения их плодородия.

В настоящее время единственный действенный способ борьбы с засолением почв - проведение агромелиоративных мероприятий. Чтобы не допустить снижения уровня грунтовых вод, самое главное - сократить оросительную систему на орошаемых территориях и контролировать работу коллекторов и закрытых коллекторов на орошаемых территориях.

В результате этих мер засоленные почвы станут пригодными для возделывания.

Одним из наиболее эффективных способов повышения плодородия почвы является недопущение чрезмерного орошения орошаемых земель, правильное применение агротехники орошаемых земель, осуществление севооборотов. Включая:

а) не допускать подъема грунтовых вод в результате снижения нормы полива;

б) повышение плодородия почвы за счет правильного выполнения агрономических приемов орошаемой территории, уплотнения слоя, устранения неровностей и отсутствия луж;

в) предотвращение нагрева поверхности в результате посева люцерны, подсолнечника и зерновых, испарения воды из слоя почвы под действием ветра и подъема всех химических минералов в слое почвы.

Мелиоративное значение люцерны для почвы очень велико, поскольку она увеличивает плодородие и пористость почвы, увеличивает количество минералов в слое, защищает поверхность от жары и ветра и предотвращает испарение воды с поверхности.

- Корень люцерны улучшает водно-физические свойства почвы.

- Повышает плодородие почвы (до 200-400 кг / га), накапливает чистый азот.

### **Орошение сельскохозяйственных культур на засоленных землях.**

Норма полива сельскохозяйственных культур, выращиваемых на засоленных землях, должна быть на 20-25% выше, чем поливная норма культур, выращиваемых на незасоленных землях. Из-за высокой температуры воздуха во время вегетационного периода и близости минерализованных грунтовых вод к поверхности они быстро испаряются, и соли быстро накапливаются между поливами, расходуя избыток воды для глубокой промывки этих накопленных солей. Вода также необходима для поддержания низкой концентрации почвенного раствора.

Согласно приведенному выше анализу, при своевременном и качественном проведении агротехнических мероприятий использование засоленных земель в хозяйствах будет более эффективным, и появится

возможность получить качественные и высокие урожаи сельскохозяйственных культур.

Во многом успехи, достигнутые в выращивании сельскохозяйственных продуктов, по-прежнему связаны с использованием большого количества удобрений. Использование удобрений и способы их применения расширяются и улучшаются день ото дня.

Если предположить, что средний расход азотных, фосфорных и калийных удобрений на гектар составляет 100 кг / га, то для удобрения существующих посевных площадей в стране потребуется 150 миллионов тонн в год. тонны удобрений понадобятся.

Помимо минеральных удобрений также широко используются местные удобрения, такие как навоз и компост. В XXI веке использование общих видов удобрений увеличилось в 5-6 раз.

Следует отметить, что химизация сельского хозяйства может дать хорошие результаты только при правильном и рациональном применении минеральных удобрений. Правильное решение этих вопросов имеет мало значения не только для повышения урожайности, но и для защиты окружающей среды, почвы и воды.

Чтобы получить нормальный урожай сельскохозяйственных культур, на гектар вносят от 100 до 300 кг чистых азотных удобрений. Однако потребности сельскохозяйственных культур в азоте варьируются в зависимости от типа растения, плодородия почвы и условий окружающей среды на участке. Чтобы правильно использовать удобрения, нужно знать эти показатели. Хотя разным растениям требуется разное количество азота, их органы (корни, стебли, листья, плоды и т. Д.) Также потребляют разное количество азота в течение вегетационного периода.

Севооборот увеличивает обмен органических питательных веществ в почве и изменяет физические, водно-физические свойства и увеличивает плодородие почвы, сохраняет влагу. В результате уменьшается наличие соли в верхних слоях почвы.

Увеличение посевов люцерны, хлопка, зерновых, кормовых и овощных культур на основе севооборота окажет эффективное влияние на изменения в мелиорации земель.

Предотвращает подъем всех химических минералов в почве во время ротации.

#### **Использованные источники:**

1. Национальный доклад Республики Узбекистан о состоянии охраны окружающей среды и использования природных ресурсов: Ташкент, 2006.
2. Отабоев Ш., Набиев М. Человек и биосфера.-Ташкент .: Учитель. 1995 г.
3. Косимов А.Х., Ахмедов Г.Ю. Текст лекций по естественным наукам: - Ташкент. 2002 г.
4. Интернет-ресурсы: [www.zionet.uz](http://www.zionet.uz)-электронная библиотека.

*Еловенко Д.А.  
студент*

*Калмыцкий государственный университет имени Б. Б. Городовикова  
Российская Федерация, г. Элиста  
научный руководитель: Слободчикова И.В., к.э.н.  
доцент*

## **МЕХАНИЗМЫ РЕАЛИЗАЦИИ СОЦИАЛЬНОЙ ПОЛИТИКИ**

*Аннотация: В Российской Федерации сложилась устойчивая модель поддержки населения. Ее деятельность направлена на выравнивание социального неравенства среди населения. Органами реализации социальной политики являются органы законодательной, исполнительной власти, органы местного самоуправления и другие. Они реализуют политику согласно нормативно-правовым актам, в том числе и Конституции Российской Федерации.*

*Ключевые слова: политика, социальная сфера, государство, поддержка, нормативно-правовые акты.*

*Elovenko D. A.  
student*

*B. B. Gorodovikov Kalmyk state University  
Russian Federation, Elista  
Research supervisor: Slobodchikova I. V., Ph. D. in Economics  
associate Professor*

## **MECHANISMS OF SOCIAL POLICY IMPLEMENTATION**

*Abstract: the Russian Federation has developed a stable model of support for the population. Its activities are aimed at equalizing social inequality among the population. The bodies responsible for implementing social policy are legislative, Executive, local self-government and other bodies. They implement the policy in accordance with legal acts, including the Constitution of the Russian Federation.*

*Keywords: politics, social sphere, state, support, legal acts.*

Социальная политика – сфера деятельности, которая является одной из важнейших во внутренней политике государства. Ее деятельность направлена на то, чтобы улучшить качество жизни и свести к минимуму социальное неравенство среди населения.

В Основном законе страны, Конституции, закреплено, что Россия является социальным государством, политика которого направлена на

создание условий, обеспечивающих достойную жизнь и свободное развитие человека.<sup>39</sup>

В Российской Федерации социальную политику реализуют органы законодательной, исполнительной власти, органы местного самоуправления, внебюджетные и бюджетные фонды, общественные объединения.

К нормативно-правовым документам, на основании которых реализуется социальная политика в России, наряду с Конституцией, международными конвенциями и договорами, можно отнести перечень Федеральных законов, Указов Президента. Постановлений Правительства, например:

- «О государственной социальной помощи» от 17.07.1999 № 178-ФЗ;
- «О государственном пенсионном обеспечении в Российской Федерации» от 15.12.2001 № 166-ФЗ;
- «Трудовой кодекс Российской Федерации» от 30.12.2001 № 197-ФЗ;
- «О мерах по социальной поддержке многодетных семей» (Указ Президента Российской Федерации № 431 от 05.05.1992 г.) и др.<sup>40</sup>

К основным субъектам, реализующим эту политику на федеральном уровне относятся Правительство РФ, министерства и др.

Основную роль в этом процессе занимает Министерство труда и социальной защиты, которое курирует реализацию государственных программ (ныне: национальных проектов), федеральную службу по труду и занятости (Роструд) и два внебюджетных фонда: Пенсионный фонд Российской Федерации (ПФ РФ) и Фонд социального страхования России (ФСС РФ).

Федеральная служба по труду и занятости (Роструд) осуществляет функции госконтроля и надзора в сфере труда, занятости, альтернативной гражданской службы и социальной защиты населения, в сфере содействия занятости населения и защиты от безработицы, трудовой миграции и урегулирования коллективных трудовых споров, обеспечения социальных гарантий, установленных законодательством России для социально-незащищенных категорий граждан.

Пенсионный фонд России образован 22 декабря 1990 г. для государственного управления финансами пенсионного обеспечения, которые было необходимо выделить в самостоятельный внебюджетный фонд. С созданием фонда средства для финансирования выплаты пенсий стали формироваться за счет поступления обязательных страховых взносов работодателей и граждан: учитываются страховые пенсионные платежи

<sup>39</sup> "Конституция Российской Федерации" (принята всенародным голосованием 12.12.1993 с изменениями, одобренными в ходе общероссийского голосования 01.07.2020)

<sup>40</sup> Официальный интернет-портал правовой информации. - <http://pravo.gov.ru>.



россиян. Основная функция Пенсионного фонда – назначение и выплата пенсий, более 43 млн. пенсионеров (данные на 2019 год) получают пенсии по линии Пенсионного фонда. При этом ПФ РФ назначает и выплачивает пенсии в рамках как системы обязательного пенсионного страхования (трудовые пенсии по старости, по инвалидности, по случаю потери кормильца), так и государственного пенсионного обеспечения (социальные пенсии, пенсии военнослужащим и их семьям, пенсии участникам Великой Отечественной войны, «чернобыльцам», госслужащим и др.). С 2007 г. отделения Пенсионного фонда выдают сертификаты на получение материнского капитала.

Фонд социального страхования Российской Федерации (ФСС РФ) осуществляет финансовое обеспечение расходов по обязательному социальному страхованию на случай временной нетрудоспособности и в связи с материнством, по обязательному социальному страхованию от несчастных случаев на производстве и профессиональных заболеваний. С 2005 г. на фонд возложена задача обеспечения граждан, получателей социальных услуг, путевками на санаторно-курортное лечение, а также их бесплатного проезда к месту лечения и обратно за счет средств федерального бюджета. Фонд также отвечает за обеспечение инвалидов, отдельных категорий граждан из числа ветеранов техническими средствами реабилитации, протезами (кроме зубных) и протезно-ортопедическими изделиями за счет средств федерального бюджета.

Для реализации государственной политики в области обязательного медицинского страхования граждан созданы Федеральный фонд обязательного медицинского страхования (ФОМС) и территориальные фонды.

На местном уровне муниципальные органы власти осуществляют реализацию социальной политики, воздействуя на социальную инфраструктуру, а также предоставляют социальные услуги.

Все эти мероприятия направлены на выравнивание социального неравенства среди населения страны, создания благоприятных условий для жизни и повышения ее качества.

#### **Использованные источники:**

1. "Конституция Российской Федерации" (принята всенародным голосованием 12.12.1993 с изменениями, одобренными в ходе общероссийского голосования 01.07.2020);
2. Официальный интернет-портал правовой информации. - <http://pravo.gov.ru>.

## **РОЛЬ САМОСТОЯТЕЛЬНОГО ОБУЧЕНИЯ В ПРЕПОДАВАНИИ ИНОСТРАННОГО ЯЗЫКА**

*Аннотация: В статье рассматривается вопрос самостоятельной работы студентов как основы преподавания иностранного языка в контексте современной образовательной парадигмы*

*Ключевые слова: Учебный процесс, дисциплина «Иностранный язык», самостоятельная работа студентов, образовательная компетенция, метод проекта*

*Esbasinova N.P.  
TSDI  
Uzbekistan*

## **THE ROLE OF SELF-LEARNING IN TEACHING A FOREIGN LANGUAGE**

*Annotation: The article examines the issue of students' independent work as the basis for teaching a foreign language in the context of the modern educational paradigm*

*Key words: Educational process, discipline "Foreign language", independent work of students, educational competence, project method*

Процессы глобализации и интеграции, отмеченные в современном мире, устанавливают новые цели и задачи, которые должны быть внедрены высшими учебными заведениями при подготовке будущих профессиональных сотрудников для обеспечения их соответствия рынку труда. Несомненно, для подготовки компетентного специалиста, который говорит на иностранном языке, как средство обеспечения профессиональной деятельности в плане установления контактов с зарубежными коллегами, а также ознакомления с современными мировыми достижениями и их использованием в своей профессиональной деятельности, необходимо переосмыслить существующие подходы к учебному процессу с целью реализации указанных в рабочих программах компетенций и, в конечном счете, подготовки специалистов, пользующихся спросом.

Одной из важнейших проблем современного высшего образования является повышение качества подготовки специалистов. По окончании вуза

студент должен не только иметь определенные знания иностранного языка, обладать навыками их использования, но и самостоятельно получать информацию, необходимую для его профессиональной деятельности.

Самостоятельная работа является неотъемлемой частью образовательного процесса, связанного с формированием компетенций студентов. В новой образовательной парадигме студент из пассивного слушателя превращается в активный субъект, который может правильно сформулировать проблему, проанализировать возможные решения, прийти к окончательному результату и обосновать правильность выбранного варианта. В этой перспективе эта работа студентов становится основой учебного процесса.

Самостоятельная работа представляется как целенаправленная, внутренне мотивированная структурированная самим объектом в совокупности выполняемых действий и корригируемая им по процессу и результату деятельности. Её выполнение требует достаточно высокого уровня самосознания, рефлексивности, самодисциплины, личной ответственности. Самостоятельная работа — это такая работа, которая выполняется без непосредственного участия преподавателя, но по его заданию, в специально предоставленное для этого время, при этом обучаемый, сознательно стремятся достигнуть поставленные цели, употребляя свои усилия и выражая в той или иной форме результат умственных или физических (либо тех и других вместе) действий. Стоит отметить, что самостоятельная работа не должна являться самоцелью, она может выступать эффективным средством обучения, средством формирования активности обучаемых. В методике преподавания иностранного языка применяются различные виды самостоятельной работы, с помощью которых обучаемые самостоятельно приобретают знания, умения и навыки. Основные виды самостоятельной работы можно разделить на несколько основных групп: овладение новым материалом; закрепление и уточнение знаний; выработка умения применять знания в решении учебных и практических задач; формирование умений и навыков практического характера; формирование творческого характера, умения применять знания в усложненной ситуации. Каждая из перечисленных групп может включать в себя несколько видов самостоятельной работы, поскольку решение одной и той же дидактической задачи может осуществляться различными способами. Указанные группы тесно связаны между собой. Эта связь обусловлена тем, что одни и те же виды работ могут быть использованы для решения различных дидактических задач.

Для успешной самостоятельной работы важную роль играет также формирование навыков словообразования. Нужно учесть, что английский язык изобилует сложными словами, в отличие от русского и казахского языков. Часто у студентов возникают проблемы с переводом сложных существительных, особенно при переводе специальных текстов.

Нужно учесть, что не все сложные слова имеют эквиваленты в русском или казахском языках и могут переводиться словосочетаниями, а иногда даже предложениями. Важную роль в развитии навыков самостоятельной работы играет самоконтроль, так как эта работа предполагает минимальное участие педагога в учебном процессе. При изучении иностранного языка — ошибки неизбежны. Есть много способов исправления ошибок: педагог сам указывает на ошибку, дает возможность исправить ошибку другим студентам, предлагает правильный вариант для самостоятельного контроля и т. д.

Но если речь идет о самостоятельной работе, то нужно предоставлять обучаемым самим исправлять свои ошибки, тогда ошибка станет развивающим фактором в процессе обучения, а не будет его тормозить. Если обучаемый распознает ошибки других, то он лучше сможет контролировать свою речевую деятельность. Особенно это важно, если используется работа в парах или малых группах. Самостоятельная работа эффективна, если она является одним из составных элементов учебного процесса, и для нее предусматривается специальное время на каждом занятии.

Поэтому важную роль играет выбор видов, объема и содержания самостоятельной работы. Необходимо указать, что большое значение в этом деле имеют принцип доступности и систематичности, связь теории с практикой, принцип постепенности в нарастании трудностей. Учебные задания, предлагаемые для самостоятельной работы, не должны быть новыми по способу выполнения.

Формулировки в заданиях должны быть четкими, студенты должны иметь ясную картину, в чем заключается задача, и каким образом будет проверяться ее выполнение. Это придает работе осмысленный характер и способствует более успешному ее выполнению. Формы работы должны быть знакомыми, так как новые или мало знакомые формы создадут трудности в процессе работы. Очень легкие и наоборот трудные задания не рекомендуются давать для такой формы работы. По моему мнению, трудные задания должны выполняться под контролем педагога, что бы обучающий эффект был максимальный. К тому же при выполнении более трудных заданий, если возникают сложности, обучаемый может потерять интерес к процессу обучения.

Самостоятельная работа, как одна из продуктивных форм приобретает огромное значение в процессе обучения иностранному языку, поэтому для эффективной организации самостоятельной работы студентов педагог должен органично спланировать учебный процесс, поставить перед собой четкие задачи и правильно выбрать способ решения этих задач, имея для этого необходимую учебно-методическую базу.

**Использованные источники:**

1. Самсонова, Н. И. Самостоятельная работа при обучении иностранному языку / Н. И. Самсонова. — Текст: непосредственный // Молодой ученый. — 2016
2. Горностаева З. Я «Проблема самостоятельной познавательной деятельности» // Открыт. школа. — 1998
3. Жарова Л. В. «Управление самостоятельной деятельностью учащихся» — Л., — 1982
4. И. А. «Основы педагогической психологии» — М, 1980

*Жайбергенова Ж.Б.  
Абдирашитова Г.С.  
кафедра Факультетская и госпитальная терапия  
Медицинский институт Каракалпакстана*

## **РЕАБИЛИТАЦИЯ БОЛЬНЫХ С АРТЕРИАЛЬНОЙ ГИПЕРТЕНЗИЕЙ**

*Аннотация: В статье дана характеристика дифференцированной программы физической реабилитации больных гипертонической болезни на поликлиническом этапе, проведена оценка ее эффективности. Включение в занятия всех элементов гимнастики, применение лечебного плавания, аутогенной тренировки, дозированной ходьбы, лечебного массажа способствует нормализации ЧСС, снижению артериального давления, улучшению общего самочувствия и увеличению физической работоспособности больных.*

*Ключевые слова: гипертония, лечебная гимнастика, физическая реабилитация.*

*Zhaibergenova Zh.B.  
Abdirashitova G.S.  
Department of Faculty and Hospital Therapy  
Medical Institute of Karakalpakstan*

## **REHABILITATION OF PATIENTS WITH ARTERIAL HYPERTENSION**

*Resume: The article describes the characteristics of a differentiated program of physical rehabilitation of hypertensive patients at the polyclinic stage, and evaluates its effectiveness. The inclusion of all elements of gymnastics in classes, the use of therapeutic swimming, autogenous training, dosed walking, therapeutic massage helps to normalize heart rate, lower blood pressure, improve overall health and increase the physical performance of patients.*

*Key words: hypertension, remedial gymnastics, physical rehabilitation.*

В век научно-тактической революции в развитых странах мира широко распространились болезни цивилизации. Наиболее часто встречаются заболевания сердечнососудистой системы и среди них гипертоническая болезнь.

Со второй половины XX века на первое место среди наиболее распространенных заболеваний, приводящих к летальному исходу, стали выходить заболевания сердечно-сосудистой системы: ишемическая



болезнь сердца (ИБС), стенокардия, коронарная недостаточность, инфаркт миокарда и инсульт (Киселев А.Р., Шварц В.А., Посненкова О.М. и др. 2011).

Исследования, проведенные за последние 20 лет в развитых странах, свидетельствуют о критически высокой распространенности артериальной гипертензии, которая является самым распространенным заболеванием и встречается у 20-25% населения (среди людей старше 65 лет она достигает 50% и более).

В настоящее время гипертоническая болезнь встречается очень часто, особенно у людей старшего возраста. Разные авторы приводят неоднородные данные о частоте и распространенности гипертонической болезни (15-41%).

Установлено, что страдающие гипертонией составляют 15 – 36 % взрослого населения. Высокое артериальное давление довольно часто приводит к инвалидности и смерти. В основе заболевания лежит артериальная гипертензия.

Гипертония (гипертензия) - это хроническое заболевание, поражающее различные системы организма, характеризующееся повышением артериального давления выше нормы, наиболее распространенное заболевание сердечно - сосудистой системы.

Артериальная гипертония (АГ) является важнейшим фактором риска основных сердечно-сосудистых заболеваний – инфаркта миокарда и мозгового инсульта, главным образом определяющих высокую смертность во всем мире. До 15 млн человек ежегодно страдают от мозгового инсульта, 1/3 которых умирают (Мартыросов Э.Г. 2016).

Развитие артериальной гипертензии определено множеством взаимодействующих гемодинамических, нейрогуморальных, метаболических, а также социально-экономических факторов (Чазова И.Е., Мычка В.Б. 2008). Состояние, начинающееся как функциональное расстройство, у большинства людей последовательно разными патогенетическими путями приводит к специфическим органам поражения, трансформируясь из фактора риска в заболевание (Roy В.А. 2011).

Отмечается все более выраженная тенденция к заболеванию лиц старшего возраста, что и обуславливает большие социально-экономические потери (Ланфан К. 2009). Гипертоническая болезнь развивается именно в зрелом возрасте, когда создаются условия для возникновения заболевания (постоянные эмоциональные перегрузки, малоподвижный образ жизни, неправильное питание, курение сигарет, злоупотребление алкоголем и т.д.) Успех в борьбе с гипертонической болезнью заключается в ликвидации факторов, способствующих развитию болезни. Необходимо помнить, что гипертоническая болезнь - это не только повышение артериального давления, но и целый комплекс изменений со стороны органов и систем

организма. Поэтому реабилитация таких больных очень актуальна (Wickwire P.J. 2009).

Повышенное АД в развитых странах выявляется у 25-35% взрослого населения. Гипертоническая болезнь (эссенциальная гипертензия) диагностируется в 90-95% случаев всех артериальных гипертензий, остальные 5-10% составляют симптоматические гипертензии. Значение повышенного АД как фактора риска сердечно-сосудистых заболеваний подтверждено данными эпидемиологических исследований. У лиц с диастолическим артериальным давлением 105 мм рт. ст. риск развития инсультов в 10 раз выше, ишемической болезни сердца - в 5 раз выше, чем при диастолическом артериальном давлении 76 мм рт. ст. Риск развития сердечно-сосудистых поражений значительно возрастает при сочетании артериальной гипертензии с другими факторами: курением, гиперхолестеринемией, сахарным диабетом. Около 50% смертности от сердечно-сосудистых заболеваний приходится на артериальную гипертензию (Мартиросов Э.Г. 2016).

Артериальная гипертензия является важнейшим фактором инвалидизации и смертности взрослого населения. Именно это обстоятельство обуславливает то огромное внимание, которое уделяется мировой медицинской наукой изучению причин и последствий повышенного АД, разработке мер профилактики и лечения данного заболевания. Современный подход в лечении артериальной гипертензии основывается на введении лекарственных препаратов, снижающих АД. Однако, любой лекарственный препарат – это химическое вещество, которое в организме может давать различные реакции и потенциально опасно для здоровья (Драпкина О. М. 2017).

Проблемы лечения, реабилитации и профилактики гипертонической болезни постоянно находятся в центре внимания терапевтов, кардиологов, психотерапевтов и других специалистов органов здравоохранения и лечебной физической культуры. В лечении данного заболевания физическая реабилитация занимает значительное место (Елифанов В.А. 2014).

Лечение гипертонической болезни начинают с медикаментозной терапии и только при снижении артериального давления используют физические методы лечения.

Физическая реабилитация при гипертонической болезни располагает большим арсеналом средств активного воздействия на функциональные системы организма больных: ЛФК, трудотерапия, лечебный массаж, физиотерапия. Своевременные мероприятия адекватной активизации больных с помощью дозированных физических нагрузок, которые воздействуют на сердечно-сосудистую, дыхательную систему, способствуют тренировке и укреплению органов кровообращения, что в свою очередь способствует повышению толерантности к физической

нагрузке, и тем самым восстанавливает физическую работоспособность больных гипертонической болезнью (Макарова И.Н. 2010).

Необходимо помнить, что гипертоническая болезнь - это не только повышение артериального давления, но и целый комплекс изменений со стороны органов и систем организма. Поэтому реабилитация таких больных очень актуальна (Епифанов В.А. 2014). В связи с недостаточно эффективной лекарственной терапией, в последнее время развивается немедикаментозное лечение артериальной гипертензии. Широко внедряются средства лечебной физической культуры (ЛФК), которые применяют в лечебном процессе, так как восполняют недостаток двигательной активности современного человека.

Необходимо включать в программу лечения больных гипертонической болезнью лечебную физкультуру для более быстрого восстановления здоровья и трудоспособности. В литературе имеется много данных, посвященных реабилитации больных гипертонической болезнью, однако, нет дифференцированного подхода к применению лечебной физкультуры с учетом заболевания, функционального состояния системы кровообращения и органов дыхания (Драпкина О.М. 2017).

В связи с большой распространенностью гипертонической болезни возникает необходимость постоянного совершенствования средств, форм, методов и методик лечебной физической культуры и лечебного массажа (Roy В.А. 2011).

Применение средств и форм ЛФК - один из путей рационального и эффективного лечения гипертонической болезни. Известно положительное влияние физических упражнений на весь организм и его функции, на обмен веществ, психику больного, что особенно важно при лечении гипертонической болезни.

Данная работа посвящена применению лечебной физкультуры при комплексном восстановительном лечении больных гипертонической болезнью.

На основании изучения различных источников литературы нами разработаны к дифференцированному назначению средств и форм ЛФК при гипертонической болезни (Головунина И. С. 2010).

Средства ЛФК повышают общие адаптационные возможности пациентов, их сопротивляемость к различным стрессовым воздействиям, давая психическую разрядку и улучшая эмоциональное состояние, развивают физиологические функции и двигательные качества, повышая умственную и физическую работоспособность. Активизация двигательного режима совершенствует функции систем, регулирующие кровообращение, улучшает сократительную способность миокарда и кровообращение, уменьшает содержание липидов и холестерина в крови, способствует развитию коллатеральных сосудов, снижает гипоксию, что в конечном

итоге предупреждает и устраняет проявления большинства факторов риска артериальной гипертензии (Чазова И.Е., Мычка В.Б. 2008).

Особенностью физической реабилитации у больных является исходно невысокое функциональное состояние, поэтому при неадекватных нагрузках у них также могут возникать признаки перегрузки, проявляющиеся снижением толерантности при повторных нагрузочных тестах (Дубровский В.И. 2016). Поскольку сдвиг вегетативного баланса в сторону симпатической активации может быть одним из ранних признаков неадекватности ФТ(Макарова И.Н. 2010), то будет логичным использовать данный подход для контроля эффективности реабилитационных мероприятий у пациентов (Киселев А.Р., Шварц В.А., Посненкова О.М. и др. 2011). В этих целях применяется оценка вариабельности ритма сердца (ВРС) как при суточном мониторинге электрокардиографии (ЭКГ) (Драпкина О. М. 2017), так и на коротких участках записи (Мартиросов Э.Г. 2016), однако широкого практического применения данные методики не находят. Поэтому привлекательными выглядят попытки упростить анализ вегетативного статуса пациентов с использованием автоматизированных методов оценки ВРС.

В последние годы вырос интерес к упражнениям у больных ГБ в изометрическом режиме (статические упражнения). Гипотензивное действие статических нагрузок обусловлено их положительным влиянием на вегетативные центры с последующей депрессорной реакцией. Так, спустя час после выполнения таких упражнений АД понижается более чем на 20 мм рт. ст. Упражнения в изометрическом режиме выполняют в положении сидя или стоя, они включают удержание в вытянутых руках гантелей (1—2 кг), набивных мячей и других предметов. Упражнения в изометрическом режиме обязательно сочетают с произвольным расслаблением мышц и дыхательными упражнениями.

Обычно используют нагрузки для мышц рук, плечевого пояса, туловища, ног, реже для мышц шеи, брюшного пресса. Через несколько месяцев занятий больные с пограничной гипертензией и I стадией заболевания при стойком нормальном АД могут переходить к занятиям физической культурой в группах здоровья, плаванием, оздоровительным бегом, некоторыми спортивными играми, продолжая применять упражнения в расслаблении мышц.

При гипертонической болезни II стадии А и Б характер реабилитационного воздействия и условия, в которых оно проводится (поликлиника, стационар или санаторий), зависят от состояния больного, выраженности имеющихся осложнений и степени адаптации к физической нагрузке. На этой стадии большой удельный вес занимают специальные упражнения, в частности, на расслабление мышц. Больше внимание уделяется массажу и самомассажу, особенно воротниковой зоны.

Необходимы и достаточно эффективны дозированная ходьба, плавание, умеренная вело-эргометрическая нагрузка, терренкур, игры, аутогенная тренировка.

Благоприятное влияние реабилитационных программ проявляется изменениями вегетативного баланса с повышением тонуса парасимпатической нервной системы (Головунина И. С. 2010)., таким же эффектом обладают длительные физические тренировки (ФТ) (Чазова И.Е., Мычка В.Б. 2008). В то же время неблагоприятные сдвиги в состоянии организма сопровождаются симпатической активацией, имеется связь показателей вегетативного баланса с факторами риска сердечно-сосудистых заболеваний (Епифанов В.А. 2009), поражением органов-мишеней при артериальной гипертензии (АГ) (Ибатов А.Д.2017). Подобные изменения могут быть проявлением функциональных перегрузок при ФТ у спортсменов (Ланфан К. 2009), достигая наибольшей выраженности при развитии состояния перетренированности (Мартиросов Э.Г. 2016).

Одним из таких методов является система ORTO Expert, оценивающая изменения ВРС при активной ортостатической пробе (АОП) с последующим автоматизированным заключением о типе адаптации субъекта. Данная методика апробирована при динамическом наблюдении за здоровыми подростками. Несмотря на то, что имеются данные об использовании этой системы у пациентов с ишемической болезнью сердца (ИБС) (Драпкина О. М. 2017), ее возможности для оценки эффективности реабилитационных мероприятий у кардиологических больных пока не изучены.

Комплексная программа, включающая регулярные занятия в Школе здоровья, является клинически эффективным методом лечебно-профилактических и реабилитационных мероприятий в отношении больных АГ. Динамика показателей гемодинамики у больных с АГ характеризуется снижением среднего уровня САД и ДАД, улучшением результатов нагрузочного тестирования: повышением показателей максимальной аэробной нагрузки и времени наступления порога анаэробного обмена.

Значимые, наиболее выраженные изменения показателей больных АГ и МС проявляются через 6 месяцев от начала реабилитационных мероприятий, особенно в группе лиц, регулярно посещавших занятия в Школе здоровья. Положительные эффекты комплексной реабилитации с включением занятий в Школе здоровья являются стойкими, сохраняются в течение последующих 6–8 месяцев.

Применение физической реабилитации в амбулаторных условиях по сравнению с изолированной медикаментозной терапией у больных АГ позволяет бороться с негативными поведенческими ФР (избыточной массой тела, малоподвижным образом жизни) и с большей эффективностью добиваться целевого уровня АД (Дубровский В.И. 2016). В нашем



исследовании доказана эффективность физических упражнений у больных АГ, при этом наиболее выраженная положительная динамика наблюдалась при кардио-тренировках с применением циклических тренажеров.

Работы заключаются в том, что на основании проведенного исследования разработана и научно обоснована программа комплексной физической реабилитации больных артериальной гипертензией.

Программа доступна и проста в выполнении, для нее необходимы только циклические и силовые тренажеры, что дает методике конкурентные преимущества перед аналогичными программами с использованием гипотензивных средств, физиотерапевтических процедур и массажа (Чазова И.Е., Мычка В.Б. 2008).

Полученные данные могут быть использованы в спортивно-оздоровительных центрах, фитнес-клубах, поликлиниках, санаториях и медицинских учреждениях, работающих с больными гипертонической болезнью.

Большую роль, в реабилитации больных с ГБ играет ЛФК, особенно, проводимая на открытом воздухе. Влияние климатических факторов, живописный пейзаж местности, органически сливаясь с непосредственным действием физической нагрузки, позволяет достичь положительного результата.

У больных ГБ в процессе занятий увеличиваются сила и подвижность нервных процессов, улучшается общий тонус организма, уменьшается возбудимость, устраняются невротические проявления. Реабилитация с помощью ЛФК в стационаре, в поликлинике, а также в условиях курорта направлена на приобщение больных ГБ к подвижному образу жизни, обучение их различным гимнастическим упражнениям, которые они могут выполнять и в домашних условиях.

Влияние климатических факторов, живописный пейзаж местности, органически сливаясь с непосредственным действием гимнастических упражнений, позволяет достичь положительного результата. У больных ГБ в процессе занятий увеличивается сила и подвижность нервных процессов, улучшается общий тонус организма, уменьшается возбудимость, устраняются невротические проявления (Wickwire P. J. 2009).

В условиях курорта ЛФК направлена также на приобщение больных ГБ к подвижному образу жизни, обучение их различным гимнастическим упражнениям, которые они могут выполнять и в домашних условиях.

Отчетливый положительный эффект наблюдается при длительном и систематическом применении ЛФК, особенно в амбулаторных условиях. Санаторно-курортное лечение позволяет значительно улучшить общее состояние больных ГБ, понизить артериальное давление и создать благополучный фон для последующей терапии в условиях поликлиники.

С выздоровлением некоторые лечебные методы ограничивают или исключают, а удельный вес ЛФК возрастает. Занимаясь упражнениями,



больной сам активно участвует в лечебно-восстановительном процессе, а это благотворно воздействует на его психоэмоциональную сферу. Занятия имеют и воспитательное значение: больной привыкает систематически выполнять физические упражнения, это становится его повседневной привычкой. Занятия ЛФК переходят в занятия общей физкультурой, становятся потребностью человека после выздоровления.

С помощью медицинской и физической реабилитации больной человек находит в себе силы отказаться от алкоголя и курения и повернуться лицом к спорту, физкультуре и здоровому образу жизни. В процессе восстановления он всё меньше обращается к лекарствам, отдавая предпочтение прогулкам на свежем воздухе, плаванию, закаливанию. Анжело Моссо говорил, что физические упражнения могут заменить множество лекарств, но ни одно лекарство в мире не может заменить физические упражнения. Нельзя забывать о том, что ЛФК относится к сильно действующим средствам, которые как и другие методы лечения, должны строго дозироваться и контролироваться врачом. Только врач, знающий состояние больного, особенности его заболевания, может правильно определить величину и характер физической нагрузки (Макарова И.Н. 2010).

После гипертонического криза, вернувшись к обычному труду и повседневной жизни, следует продолжать тренировки организма. Как показывает клинический опыт, когда родные и близкие постоянно занимаются с больным лечебной гимнастикой, ободряют больного, то процесс восстановления идёт быстрее и качественнее. Семья может помочь в соблюдении правильного режима дня и питания, в выработке нового жизненного стереотипа.

При гипертонической болезни I и II стадии проводят лечение на бальнеологических, климатических и в местных кардиологических санаториях. Оптимальное время года для больных ГБ- весна, лето, осень. Для каждого пациента должен быть подобран оптимальный комплекс лечебных процедур. Применяют аэротерапию (сон вне помещения, у моря), ЛФК на свежем воздухе, терренкур, бальнеотерапию, ванны, массаж, электросон, лечение морским климатом и купаниями в сочетании с солнечными ваннами.

Также применяют аутогенную тренировку, специальную диету и правильный режим дня. Массаж как лечебный метод показан при I и II стадиях гипертонической болезни. При III степени гипертонической болезни массаж начинают применять только на стадии полупостельного или свободного режима в стационаре. В Пункте 5 описаны основные приёмы массажа при гипертонической болезни.

Эффективность лечения определяется обязательной комплексностью различных реабилитационных мероприятий, таких, как лечебная физкультура, медикаментозная терапия, физиотерапия, трудотерапия,

психологическая коррекция. Только разнообразное сочетание перечисленных методов, гибкое их варьирование в зависимости от текущих задач определенного восстановительного этапа лечения, позволяет осуществить оптимальную реабилитацию.

Какой бы совершенной ни была медицина, она не может избавить человека от всех болезней. Человек - сам творец своего здоровья. Необходимо вести активный образ жизни, закаляться, заниматься физкультурой и спортом, соблюдать правила личной гигиены, добиваться разумными путями подлинной гармонии здоровья. Опытные психотерапевты могут воодушевить больного на преодоление физической слабости и душевной депрессии. Выздоровливающий человек должен избавиться от неуверенности в своих возможностях.

Исходя из вышеизложенного, указывающего на социальную и экономическую значимость артериальной гипертензии в современном обществе, лечебная физическая культура представляется как наиболее перспективное немедикаментозное средство лечения данного заболевания.

#### **Использованные источники:**

1. Головунина И.С. Новые подходы к программе физической реабилитации с использованием силовых тренажеров при гипертонической болезни / И. С. Головунина, С. Н. Попов, Ф. Ю. Мухарлямов // Доктор. Ру. – 2010. – № 8. – С. 13–17.
2. Драпкина О.М. Профилактика инсульта / О. М. Драпкина, Я. И. Ашихмин, В. Т. Ивашкин // Рос.мед. вести. – 2017. – № 4. – С. 60–75.
3. Дубровский В.И. Лечебная физкультура и врачебный контроль [Текст] : учеб. для студ. мед. вузов / В. И. Дубровский. - М.: МИА, 2016. - 598 с.
4. Епифанов В.А. Лечебная физическая культура [Текст] : учеб. пособие / В. А. Епифанов. - М.: ГЭОТАР-Медиа, 2009. - 568 с.
5. Епифанов В.А. Лечебная физическая культура и спортивная медицина. М: Медицина 2014.
6. Ибатов А.Д. Основы реабилитологии [Текст] : учеб. пособие / А. Д. Ибатов, С. В. Пушкина. - М.: ГЭОТАР-Медиа, 2017. - 160 с.
7. Киселев А.Р., Шварц В.А., Посненкова О.М. и др. Профилактика и лечение артериальной гипертонии в амбулаторных исследованиях с использованием мобильной телефонной связи и интернет-технологий. Тер арх 2011; 4: 46-52.
8. Ланфан К. Артериальное давление: каковы наши успехи в его снижении? Тер арх 2009; 5: 47-50.
9. Мартиросов Э.Г. Технологии и методы определения состава тела человека / Э. Г. Мартиросов, Д. В. Николаев, С. Г. Руднев. – М.: Наука, 2016. – С. 50–53.
10. Медицинская реабилитация [Текст]. В 3 т. Т. 1 / под ред. В. М. Боголюбова. - М.: [б. и.], 2007. - 678 с

- 11.Остроумова О.Д., Ищенко К.А. Лечение артериальной гипертензии в условиях поликлиники: клиническая и экономическая эффективность. *Consilium Medicum* 2007; 5: 19-24.
- 12.Реабилитация при заболеваниях сердечно - сосудистой системы [Текст] / под ред. И. Н. Макаровой. - М.: ГЭОТАР-Медиа, 2010. - 304 с.
- 13..Укрепление здоровья и профилактика заболеваний (основные термины и понятия). Под ред. Р.Г. Оганова, А.И. Вялкова. М 2010.
- 14.Чазова И.Е., Мычка В.Б. Метаболический синдром. М: Медиа-Медика 2008.
- 15.Roy В.А. Exercise and Hypertension. American Council on Exercise. Fitness symposium 2011.
- 16.Wickwire P. J. Acute heart rate, blood pressure, and RPE responses during Super Slow Vs. traditional machine resistance training protocols using small muscle group exercises / P. J. Wickwire, R. J. Mclester, J. M. Green, R. T. Crews //Strength Cond Res. – 2009. – Vol. 23, N 1. – P. 72–79.

*Жалилов Б.С.  
старший преподаватель  
Дехканов Г.  
ассистент*

*Наманганский инженерно-технологический институт  
Республика Узбекистан, г. Наманган*

## **ОБЕСПЕЧЕНИЕ ПРОДОВОЛЬСТВЕННОЙ БЕЗОПАСНОСТИ СТРАНЫ ЯВЛЯЕТСЯ СЕГОДНЯ АКТУАЛЬНОЙ ЗАДАЧЕЙ**

*Аннотация: В работе обсуждается продовольственная безопасность, которая на сегодня приобретает все большее значение в мире, создаются необходимые условия для обеспечения продовольственной безопасности населения страны и принимаются конкретные целенаправленные меры.*

*Zhalilov B.S.  
senior teacher  
Dekhkanov G.  
assistant*

*Namangan Engineering Technological Institute  
Republic of Uzbekistan, Namangan city*

## **ENSURING THE FOOD SECURITY OF THE COUNTRY IS A CURRENT CHALLENGE TODAY**

*Annotation: The paper discusses food security, which is now becoming increasingly important in the world, creates the necessary conditions to ensure food security of the country's population and takes specific targeted measures.*

Не смотря на развитие экономики любой страны мира, мы видим, что прежде всего благосостояние населения определяется качеством выращиваемой в стране сельскохозяйственной продукции. Данные свидетельствуют о том, что за последние 35 лет спрос населения мира на пшеницу удвоился, а объем производства зерна достиг шестисот миллионов тонн. В настоящее время площадь посевов пшеницы по сравнению со всеми зерновыми культурами составляет 32 процента по всему миру. По мнению специалистов, в течение следующих 20-25 лет спрос на пшеницу возрастет на 40 процентов. Так, в 2020 году потребность в мировой пшенице составит 840 миллионов тонн. Для удовлетворения этого спроса необходимо почти в два раза увеличить урожайность пшеницы по всему миру. Думается, что в

будущем решение проблемы нехватки продовольствия в мире считается одним из основных вопросов.

В период достижений в сельском хозяйстве, в частности в области сельского хозяйства республики, проводилась экономическая политика в развитии сельского хозяйства с первого дня независимости, осуществление реформ, нахождение своего собственника на земле, появление собственников на селе, поддержка фермерского движения, особенно развитие сельского хозяйства.

Разработка и реализация программы, направленной на достижение зерновой независимости в нашей стране, приобрела большое социально-экономическое и политическое значение. Для достижения зерновой независимости были существенно увеличены основные продовольственные товары на душу населения-мясо, молоко, яйца и плодоовощная продукция, в результате чего практически полностью обеспечено производство всех основных видов продовольствия в самой стране. За исключением продуктов, которые не могут быть выращены в республике в соответствии с природно-климатическими условиями. Институциональные реформы: ликвидация неэффективных товариществ и создание фермерских хозяйств, развитие частного сектора в подготовке, хранении, переработке и реализации сельскохозяйственной продукции, поддержка и улучшение качества сельскохозяйственного земельного фонда, создание мелиоративного фонда и т. д., сыграл важную роль в этом процессе. В целях ликвидации хлопковой монополии и реализации политики обеспечения продовольственной независимости республики была изменена структура посевных площадей[1].

В своем выступлении на церемонии открытия международной конференции "значительные резервы реализации продовольственной программы Узбекистана" 6 июня 2014 года первый президент Республики Узбекистан Ислам Каримов отметил, что "сегодня важнейшие проблемы, требующие решения в области обеспечения продовольственной безопасности, несомненно, требуют дальнейшей координации усилий в этом направлении и дальнейшего развития". Само собой разумеется, что это требует системного и постоянного обмена опытом и практикой, накопленными в разных странах мира», - подчеркнул он.<sup>41</sup> 1

Продовольственная безопасность представляет собой способность населения страны самостоятельно обеспечивать себя основными продуктами питания. Это также означает, что она оправилась от крайней привязанности к импорту продовольствия. Государственная политика по обеспечению продовольственной безопасности в основном предполагает развитие собственного сельскохозяйственного производства и внутреннего

---

<sup>41</sup> Каримов И. А. выступление на церемонии открытия Международной конференции "значительные резервы реализации продовольственной программы в Узбекистане". // "Народные вопросы", 7 июня 2014 года

рынка сбыта продукции сельского хозяйства, в том числе на основе импорта продовольственных товаров из-за рубежа, удовлетворение населения с приемлемым уровнем потребности в продовольствии.

Важно, что политика государства по обеспечению продовольственной безопасности базируется на уровне самообеспечения продовольственными товарами и рациональном согласовании уровней их импорта, создании гарантированных возможностей для обеспечения продовольственными товарами населения страны, возможности налаживания международного сотрудничества в этой связи. Кроме того, эта политика также будет направлена на создание продовольственного резерва, который будет обновляться на постоянной основе[2].

Как отметил первый президент нашей страны, планируется выращивать хлопковое сырье и постепенно снижать объем госзакупок с 3 млн 350 тыс. тонн до 3 млн тонн к 2020 году. В результате 170 тысяч 500 гектаров орошаемых земель освобождаются от хлопка. На освободившихся от хлопка посевных площадях, прежде всего, выращиваются овощи и картофель, в том числе кормовые культуры, масличные культуры и другие растения, строятся сады и виноградники.

В результате оптимизации посевных площадей и внедрения современных агротехнологий в 2020 году планируется увеличить производство зерновых колосовых культур на 16,4 процента, довести его объем до 8 миллионов 500 тысяч тонн, увеличить посев картофеля на 35 процентов, овощей-на 30 процентов, плодоовощную продукцию и винограда на 21,5 процента, мяса-на 26,2 процента, молочной продукции-на 47,3 процента, ожидание яиц-на 74,5 процента, увеличить рост рыбы -в 2,5 раза[3].

В заключение можно сказать, что продовольственная безопасность сегодня приобретает все большее значение в мире, создаются необходимые условия для обеспечения продовольственной безопасности населения нашей страны и принимаются конкретные целенаправленные меры.

Поэтому регулярное обеспечение сырьевыми ресурсами предприятий пищевой промышленности страны, стабильное пополнение внутреннего потребительского рынка товарами народного потребления в течение всего года, создание складов хранения и технологий переработки, которые в настоящее время базируются на высоких технологиях, а также увеличение объемов экспорта и расширение их ассортимента дикорастущих плодов и ягод. Целью данного проекта является развитие устойчивого сельского хозяйства, являющегося одной из ведущих отраслей экономики страны, повышение его экспортного потенциала и обеспечение продовольственной безопасности страны.



### **Использованные источники:**

1. Абулкасимов Х.П., Абулкасимов М.Х. Факторы обеспечения продовольственной безопасности в Узбекистане. // Экономика и Финансы / Экономика и финансы 2015, №8.
2. Абулкасимов Х. П. Экономическая безопасность государства. - Т.: "Академия", 2012. С -161-162.
3. Указ Первого Президента Республики Узбекистан "О мерах по совершенствованию системы заготовки и использования плодоовощной продукции, картофеля и бахчевых культур". 12 апреля 2016 года. // "Народные вопросы", 13 апреля 2016 года.

## **ОСОБЕННОСТИ НАЛОГОВОГО УЧЕТА ПРИ ПАТЕНТНОЙ СИСТЕМЕ В РОЗНИЧНОЙ ТОРГОВЛЕ**

*Аннотация: В статье рассмотрены особенности применения патентной системы предприятиями малого бизнеса в розничной торговле, изучены аспекты законодательной базы, приведен перечень видов деятельности, подлежащих ПСН, даны практические рекомендации расчета стоимости патента.*

*Ключевые слова: патент, патентная система налогообложения, Налоговый кодекс Российской Федерации.*

*Zemlyakova S. N., Ph. D.  
associate Professor  
Don state agrarian University*

## **FEATURES OF TAX ACCOUNTING IN THE PATENT SYSTEM IN RETAIL TRADE**

*Abstract: the article discusses the features of the application of the patent system by small businesses in retail trade, examines aspects of the legal framework, provides a list of activities subject to PSN, and gives practical recommendations for calculating the cost of a patent.*

*Keywords: patent, patent system of taxation, tax code of the Russian Federation.*

Последние несколько лет система налогообложения претерпевает значительные изменения, так несколько лет назад для индивидуальных предпринимателей был рекомендован новый ее вариант- патентная система налогообложения, которая действует на всей территории Российской Федерации. Патентная система входит в состав специальных режимов и освобождает от уплаты НДС, налога на имущество, НДС. (Рисунок 1)



Рисунок 1- Группировка видов налогов, не уплачиваемых при ПНС

Данная система налогообложения подходит лишь для ИП занимающихся в сферах: разработка ПО; розничная торговля через небольшие магазины до 50 кв.м.; кафе, столовые и другой общепит; парикмахерские и салоны красоты; сдача в аренду помещений; ремонт одежды и обуви; ремонт бытовой техники и электроники; фотографы; репетиторы; переводчики; дизайнеры интерьеров; и другие виды бизнеса из статьи 346.43 Налогового кодекса.

Переход на патентную систему налогоплательщиками осуществляется в добровольном порядке, порядок и право перехода установлены главой 26.5 НК РФ.

ПСН применяется индивидуальными предпринимателями наряду с иными режимами налогообложения, предусмотренными законодательством Российской Федерации о налогах и сборах, и используется в отношении видов предпринимательской деятельности, перечисленных выше, в частности, в отношении предпринимательской деятельности в сфере розничной торговли, осуществляемой (пункт 2 ст. 346.43):

- через объекты стационарной торговой сети с площадью торгового зала не более 50 кв. м. по каждому объекту организации торговли;

- через объекты стационарной торговой сети, не имеющие торговых залов, а также через объекты нестационарной торговой сети.

Согласно подпункту 1 пункта 3 статьи 346.43 НК РФ розничной торговлей признается предпринимательская деятельность, связанная с торговлей товарами (в том числе за наличный расчет, а также с использованием платежных карт) на основе договоров розничной купли-продажи.

Как гласят разъяснения Письма Минфина России от 13.05.2014 г. N 03-11-09/22399, направленном нижестоящим налоговым органам и налогоплательщикам Письмом ФНС России от 27.05.2014 г. N ГД-4-3/10161@, департамент налоговой и таможенно-тарифной политики по вопросу применения ПСН в отношении предпринимательской деятельности в сфере розничной торговли, осуществляемой через объекты розничной торговли, расположенные в торговых центрах, торговых комплексах, административных, промышленных и учебных и тому подобных зданиях, на территории розничных рынков и ярмарок, а также через объекты нестационарной торговой сети, разъясняет, что торговые комплексы и торговые центры сами по себе не являются объектами стационарной торговой сети. В отношении предпринимательской деятельности в сфере розничной торговли, осуществляемой индивидуальными предпринимателями через расположенные в торговых центрах и торговых комплексах объекты стационарной торговой сети с площадью торгового зала не более 50 кв. м. по каждому объекту организации торговли (магазины и павильоны) и через объекты стационарной торговой сети, не имеющие торговых залов (розничные рынки, ярмарки, киоски, палатки, торговые автоматы), понятия которых даны в пункте 3 статьи 346.43 НК РФ, может применяться ПСН.

Кроме того, может применяться ПСН в отношении розничной торговли, осуществляемой через указанные объекты розничной торговли, расположенные в торговых центрах, торговых комплексах, административных, промышленных, учебных и т.п. зданиях, а также на территории розничных рынков и ярмарок.

Индивидуальные предприниматели, осуществляющие розничную торговлю через не поименованные в пункте 3 статьи 346.43 НК РФ объекты нестационарной торговой сети (боксы, контейнеры и другие аналогичные объекты торговли), расположенные в зданиях, строениях и сооружениях, применять ПСН не вправе.

Патент может быть приобретен сроком от 1 месяца до 12 месяцев.

Документом, удостоверяющим право на применение ПСН является патент на осуществление деятельности, по каждому объекту организации торговли, форма патента (форма N 26.5-П) утверждена Приказом ФНС России от 26.11.2014 г. N ММВ-7-3/599@ «Об утверждении формы патента на право применения патентной системы налогообложения».

Как диктует Письмо Минфина РФ от 14.12.2012 № 03-11-11/378 - предприниматель оформивший патент по розничной торговле имеет право

открыть несколько магазинов, так как форма заявления на выдачу патента дает возможность включить в него любое количество торговых точек (например, в Ростовской области до 15), при этом следует удовлетворить два условия:

1. Все магазины должны находиться на территории одного субъекта РФ.
2. Площадь каждой торговой точки не должна превышать 50 кв. м.

Стоимость патента равна произведению налоговой базы на ставку. Без учета льгот ставка при ПСН равна 6%.

Например, ИП Петров П.П. планирует открыть два магазина площадью 30 и 40 квадратных метров. В Ростовской области (кроме г. Ростов-на-Дону) потенциально возможный доход для розничной торговли – 500 000 руб. на одну торговую точку в год. Таким образом, стоимость патента будет равна :

$$П1 = 500 * 2 * 6\% = 60 \text{ тыс. руб.}$$

Второй вариант расчета предполагает уплату стоимости патента с 1 кв. метра площади торговой точки, предположим ее условная величина составит 15 000 руб. и стоимость патента составит :

$$П2 = 15 * (30 + 40) * 6\% = 63 \text{ тыс. руб.}$$

Если же предприниматель принимает решение об открытии третьей точки, то согласно законодательству нельзя вносит изменений в действующий патент и придется новый документ, не позднее чем за 10 дней до начала деятельности.

Уплата патента производится в 1 или 2 приема:

- Покупка на срок от 1 до 5 месяцев. Размер налога в полной мере перечисляется в ФНС до истечения разрешения на применение ПСН.
- Покупка на срок от 6 до 12 месяцев. Размер налога перечисляется в 2 этапа. Первый раз уплачивается налог в размере 1/3 от рассчитанной суммы – в течение первых 90 календарных дней с момента начала применения ПСН. Остальную сумму ИП может перечислить когда угодно, однако не позже окончания срока действия патента.

Однако, в случае неуплаты налогов предприниматель будет привлечен к ответственности. В его адрес направляется уведомление с просьбой оплаты полагающейся суммы сбора, штрафов и пени.

#### **Использованные источники:**

1. Налоговый кодекс РФ (в ред. От 15.10.2020г.) / [Электронный ресурс] URL: <https://normativ.kontur.ru/document?moduleId=1&documentId=373349&cwi=148308>
2. Приказ ФНС России от 26.11.2014 г. N ММВ-7-3/599@ «Об утверждении формы патента на право применения патентной системы налогообложения» / [Электронный ресурс] URL: <https://normativ.kontur.ru/document?moduleId=1&documentId=244202>
3. Письмо Минфина РФ от 14.12.2012 № 03-11-11/378 / [Электронный ресурс] URL: <https://kontur-n.ru/legislation/pismo-minfina-rf-ot-14-12-2012-n-03-11-11378-3/>

*Зотеева К.С.  
студент 3 курса  
кафедра экономической теории и менеджмента  
Московский Педагогический Государственный университет  
Россия, Москва*

## **ВЛИЯНИЕ ЭКОНОМИЧЕСКИХ КРИЗИСОВ НА СТРОИТЕЛЬНУЮ ОТРАСЛЬ**

*Аннотация: Статья посвящена оценке состояния строительной отрасли в условиях кризисов 2008 и 2020 годов.*

*Ключевые слова: строительная отрасль, строительство, кризис.*

*Zoteeva K.  
student 3 course  
Department of Economic Theory and Management  
Moscow Pedagogical State University  
Russia, Moscow*

## **IMPACT OF ECONOMIC CRISES ON THE CONSTRUCTION INDUSTRY**

*Abstract: The article is devoted to assessing the state of the construction industry in the context of the crises of 2008 and 2020.*

*Key words: construction industry, construction, crisis.*

Любой кризис является риском для предпринимателей. Но, в соответствии с современным толкованием понятия «риск», под ним не стоит понимать только негативные последствия: риск, а, следовательно, и экономический кризис могут стать как «последней каплей, убивающей слона», так и «спасательным кругом» для организации. Кризис – это фактор внешней среды, которые организации должны учитывать. Но станут ли организации банкротами, удержатся ли на плаву или окрепнут, преобразовавшись, зависит от внешней среды прямого влияния и внутренней среды, контролируемых самими организациями.

Рассмотрим влияние мировых кризисов, в частности, системного экономического кризиса 2008 года и экономического кризиса, связанного с пандемией коронавируса 2020 года, на примере строительной отрасли России, доля которой в ВВП России на протяжении последнего десятилетия



находится на уровне 8%<sup>42,43</sup>. По доле строительного сектора в ВВП национальной экономики Россия входит в топ-10 стран-лидеров.

Строительная отрасль играет существенную роль особенно в крупных городах, притягивающих к себе жителей, потребителей, трудовую силу благодаря наличию двух факторов – концентрации и разнообразия<sup>44</sup>.

Кризис 2008 года обернулся сворачиванием деятельности многих предприятий многих отраслей; среди наиболее пострадавших стала строительная отрасль, сильно зависящая от инвестиций, которые в условиях кризиса уменьшились. Сократилось кредитование банков<sup>45</sup>, повысились требования к заемщикам со стороны банков<sup>46</sup>, чтобы предотвратить ухудшение кредитных портфелей.

Кризис 2008 года подтолкнул строительные организации к вертикальной и горизонтальной интеграции, к более полной оценке рисков, присущих не только самому предприятию, но и отрасли в целом<sup>47</sup>.

Системная борьба с непрозрачностью и коррумпированностью повысила эффективность строительного бизнеса. Строительные организации стали членами саморегулируемых организаций, созданных взамен системы лицензирования. Грандиозная программа реновации в Москве обеспечила строительную отрасль работой на десятилетие. Дорожное строительство впечатляет своей масштабностью. Выйдя из кризиса 2008 года, строительная отрасль набрала темпы<sup>48</sup>. Не все проблемы были решены: недострой и обманутые дольщики, точечная застройка без интересов местных жителей, непрозрачное ценообразование, низкая рентабельность – неполный перечень вечных проблем строительной отрасли в рыночной экономике.

На протяжении последнего десятилетия наблюдалась положительная динамика объема строительных работ, добавленной стоимости в отрасли и инвестиций в основной капитал<sup>49</sup>. Казалось, последствия кризиса 2008 года преодолены, пройдено дно пятого экономического цикла, начался переход в шестой цикл с подъемом, ведь строительная отрасль одной из первых ощущает на себе как проявления кризисов, так и первой выходит из него,

---

<sup>42</sup> Цветкова Е.А. Анализ влияния финансового кризиса на развитие строительства // Финансы и кредит. 2010. № 40 (424). С. 77-79.

<sup>43</sup> Росстат <https://rosstat.gov.ru/> (дата обращения 21.10.2020).

<sup>44</sup> Цветкова Е.А., Цветков В.Ж. Концентрация и разнообразие – характеристики городов // Евразийское Научное Объединение. 2020. № 6-4 (64). С. 340-342.

<sup>45</sup> Цветкова Е.А. Банковское кредитование строительства в условиях кризиса // Финансы и кредит. 2010. № 33 (417). С. 19-25.

<sup>46</sup> Цветкова Е.А. Совершенствование экономического механизма кредитования строительных организаций // Микроэкономика. 2011. № 6. С. 197-199.

<sup>47</sup> Цветкова Е.А. Оценка отраслевого риска на примере строительной отрасли // Финансы и кредит. 2010. № 37 (421). С. 44-47.

<sup>48</sup> Цветкова Е.А. Управление экономическими рисками строительных организаций // Экономический журнал. 2017. № 2 (46). С. 6-19.

<sup>49</sup> Бузова О.А., Дмитриенко Р.А. Тенденции состояния строительной отрасли на современном этапе // Экономика и предпринимательство. 2017. № 3-1 (80). С. 879-881.

вытягивая за собой, как локомотив, смежные отрасли<sup>50</sup>. Однако данные прогнозы были самообманом, по статистике снижение темпов развития продолжалось и до конца 2019 года, когда по миру распространился COVID-19, заставивший страны закрыть свои границы, приостановить работу предприятий, введя режим самоизоляции. По прогнозам, мир сможет вернуться к докризисным показателям не ранее, чем через пять лет<sup>51</sup>.

Государственные структурные реформы по отношению к строительной отрасли не дают ожидаемых результатов. Строительная отрасль остается в стагнации с ожидаемой дальнейшей негативной динамикой из-за пандемии коронавируса и обесценения национальной валюты.

Применение цифровых технологий перспективно для повышения эффективности строительной отрасли<sup>52</sup>, но инновации медленно внедряются. Кроме того, среди будущих вызовов, к которым, опять же, строительная отрасль не готова, можно отметить: недостаточный спрос на строительство, обеспечивающих объем заказов для подрядчиков, и инвестиций из государственного бюджета, капитальных вложений корпоративного сектора и финансовых средств населения; нарушение сроков строительства и его финансирования; низкий уровень инновационного и технологического развития, в том числе цифровизации; снижение деловой активности и ухудшение финансового состояния предприятий отрасли; снижение численности занятых; рост цен на основные виды и услуги, в том числе вызванный введением международных экономических санкций, резкими падениями курса национальной валюты<sup>53</sup>.

Планы строительства срываются, сроки ввода объектов в эксплуатацию переносятся из-за приостановки работы строительных предприятий в условиях карантина и оттока трудовых ресурсов. Отмечается отток инвестиций. В связи со снижением платежеспособности потребителей, снижается спрос на строительную продукцию (в первую очередь, жилищное строительство), основным заказчиком становится государство (программы реновации, строительство дорог и т.п.).

Следовательно, долгосрой, увеличение объема незавершенного строительства, банкротство застройщиков – вполне ожидаемая перспектива строительной отрасли, особенно по отношению к некрупным компаниям в депрессивных районах.

---

<sup>50</sup> Ашнина Ю.А., Борисова Н.И., Борисов А.В. Оценка состояния строительной отрасли на уровне современного города // Экономика и предпринимательство. 2016. № 4-2 (69). С. 922-925.

<sup>51</sup> Росстат <https://rosstat.gov.ru/> (дата обращения 21.10.2020).

<sup>52</sup> Корабельникова С.С., Корабельникова С.К. Цифровые технологии как элемент снижения рисков в строительстве // Дискуссия. 2019. № 2 (93). С. 18-27.

<sup>53</sup> Доржиева В.В. Строительная отрасль: тенденции развития, влияние пандемии и условия восстановительного роста в контексте задач структурной модернизации // Научные труды Вольного экономического общества России. 2020. №3. URL: <https://cyberleninka.ru/article/n/stroitel'naya-otrasl-tendentsii-razvitiya-vliyanie-pandemii-i-usloviya-vostanovitelnogo-rosta-v-kontekste-zadach-strukturnoy> (дата обращения: 21.10.2020).

Таким образом, для сохранения эффективной строительной отрасли от государства требуется проведение выверенной последовательной экономической политики. Очередной провал рынка самостоятельно рынком преодолен не может быть.

**Использованные источники:**

1. Ашнина Ю.А., Борисова Н.И., Борисов А.В. Оценка состояния строительной отрасли на уровне современного города // Экономика и предпринимательство. 2016. № 4-2 (69). С. 922-925.
2. Бурова О.А., Дмитриенко Р.А. Тенденции состояния строительной отрасли на современном этапе // Экономика и предпринимательство. 2017. № 3-1 (80). С. 879-881.
3. Доржиева В.В. Строительная отрасль: тенденции развития, влияние пандемии и условия восстановительного роста в контексте задач структурной модернизации // Научные труды Вольного экономического общества России. 2020. № 3. URL: [https://cyberleninka.ru/article/n/stroitel'naya-otrasl-tendentsii-razvitiya-vliyanie-pandemii-i-usloviya-vosstanovitelnogo-rosta-v-kontekste-zadach-strukturnoy](https://cyberleninka.ru/article/n/stroitel'naya-otrasl-tendentsii-razvitiya-vliyanie-pandemii-i-usloviya-vosstanovitelnogo-rosta-v-kontekste-zadach-strukturnoy-modernizatsii) (дата обращения: 21.10.2020).
4. Корабельникова С.С. Цифровые технологии как элемент снижения рисков в строительстве // Дискуссия. 2019. № 2 (93). С. 18-27.
5. Цветкова Е.А. Анализ влияния финансового кризиса на развитие строительства // Финансы и кредит. 2010. № 40 (424). С. 77-79.
6. Цветкова Е.А. Банковское кредитование строительства в условиях кризиса // Финансы и кредит. 2010. № 33 (417). С. 19-25.
7. Цветкова Е.А. Оценка отраслевого риска на примере строительной отрасли // Финансы и кредит. 2010. № 37 (421). С. 44-47.
8. Цветкова Е.А. Совершенствование экономического механизма кредитования строительных организаций // Микроэкономика. 2011. № 6. С. 197-199.
9. Цветкова Е.А. Управление экономическими рисками строительных организаций // Экономический журнал. 2017. № 2 (46). С. 6-19.
10. Цветкова Е.А., Цветков В.Ж. Концентрация и разнообразие – характеристики городов // Евразийское Научное Объединение. 2020. № 6-4 (64). С. 340-342.
11. Росстат <https://rosstat.gov.ru/> (дата обращения 21.10.2020).

*Иванова Л.А., кандидат педагогических наук  
доцент  
кафедры менеджмента и экономико-математических дисциплин  
Набережночелнинский филиал  
университета управления «ТИСБИ»  
Россия, Республика Татарстан, г. Набережные Челны*

## **РАЗРАБОТКА МАРКЕТИНГОВОЙ СТРАТЕГИИ МИКРОПРЕДПРИЯТИЯ ООО «РЕЛИЗ»**

*Аннотация: Для эффективного управления предприятием, для обеспечения его объемами производства и потребительской составляющей, рынками сбыта, обеспечения привлекательности производимого товара, четкой бесперебойной работы предприятия и в конечном итоге получения положительного экономического результата и как следствие обеспечения конкурентоспособности на рынке, любому предприятию необходимо разработать и реализовать свой уникальный и неповторимый план развития, маркетинговую стратегию развития.*

*Ключевые слова: маркетинговая стратегия, микропредприятие, паспорт стратегии, дорожная карта развития.*

*Ivanova L.A., Candidate of pedagogic sciences  
Associate Professor  
at the Department of Management and Economics and Mathematics  
"TISBI" University in Naberezhnye Chelny  
Russia, Republic of Tatarstan, Naberezhnye Chelny*

## **DEVELOPING A MARKETING STRATEGY MICRO-ENTERPRISES OOO «RELEASE»**

*Annotation: For effective company management, provision the volume of production and consumer goods, the markets, to ensure the attractiveness of the manufacturing products, strong and unstoppable company operation and as the result to achieve positive economic results and consequently ensure the market competitiveness, any company must develop and implement its own unique development plan and marketing development strategy.*

*Key words: marketing strategy, microenterprise, strategy passport, development roadmap.*

Значение маркетинговой стратегии, позволяющей организации выживать в конкурентной борьбе в долгосрочной перспективе, в настоящее время переоценить невозможно. В условиях жесткой конкуренции,

постоянно меняющихся составляющих рыночной ситуации: нужд потребителей, структуры и стратегии конкурентов, компании должны не только уделять внимание внутреннему состоянию дел в организации, но также должны разрабатывать дорожную карту для долгосрочного выживания на рынке, которая позволит быстро приспосабливаться к изменениям, происходящим в окружающей среде.

В таблице 1 представлен разработанный автором статьи паспорт маркетинговой стратегии развития микропредприятия ООО «РЕЛИЗ».

Таблица 1

Паспорт маркетинговой стратегии развития ООО «РЕЛИЗ»

Основание	Приказ директора ООО «РЕЛИЗ»
Заказчик	ООО «РЕЛИЗ»
Цели	1. Экономическая цель – получение прибыли за счет увеличения объема продаж и повышения качества выпускаемой продукции. 2. Социальная цель – благоустройство придомовых территорий.
Задачи Проекта	1. Разработка товарной стратегии. 2. Разработка ценовой политики. 3. Разработка системы сбыта в организации. 4. Разработка рекламной кампании.
Сроки внедрения	с I квартала 2019 г. по IV квартал 2020г.
Исполнители	Руководители структурных подразделений ООО «РЕЛИЗ»
Общее направление	Наступательная стратегия – концентрированного роста.
Основные направления Проекта	1. Расширение товарного ассортимента. 2. Изменение стратегии дифференцированных цен. 3. Освоение новых каналов сбыта. 4. Внедрение эффективных средств коммуникации.
Результаты Проекта	1. Повышение уровня осведомленности. 2. Увеличение доли рынка до 0,87%. 3. Наращивание чистой прибыли фирмы с 4,2 до 6 млн руб.
Финансирование	Финансирование осуществляется за счет собственных средств ООО «РЕЛИЗ».
Система управления и контроль	Управление и контроль возложить на директора ООО «РЕЛИЗ».

Источник: составлено автором на основании результатов исследования и отчетов организации.

## 1. Общие положения

1.1. Анализ ситуации позволил определить, где находится компания сейчас и какие ключевые проблемы стоят перед ней. Маркетинговая стратегия, направленная на решение этих проблем, задает общее стратегическое направление. Она служит основным руководством к действию при создании стратегии комплекса маркетинга.

1.2. Оценка текущей ситуации крайне важна: она показывает историческую картину, а значит, может служить отправной точкой для разработки перспективной маркетинговой стратегии, ориентированной на определенные результаты с учетом особенностей рынка.

## **2. Объект и субъект маркетинговой стратегии развития**

2.1. Объектом маркетинговой стратегии развития является ООО «РЕЛИЗ».

2.2. Субъектом маркетинговой стратегии развития организации являются ее составляющие: товар, цена, сбыт, продвижение.

## **3. Цели и задачи маркетинговой стратегии**

3.1. Миссия ООО «РЕЛИЗ» заключается в создании благоприятной среды для полноценного физического развития граждан Российской Федерации, путем производства травмобезопасных покрытий из резиновой крошки для спортивных и детских площадок.

3.2. Миссия организации предполагает достижение следующих стратегических целей:

1. Финансовая цель:  
– увеличение доли рынка;  
– наращивание чистой прибыли компании путем увеличения выручки (т.е. объема продаж).

2. Потребительская цель:  
– создание новых модификаций товара;  
– быть надежным поставщиком резиновой крошки.

3. Социальная цель:  
– создание условий труда (внутренняя);  
– благоустройство придомовых территорий (внешняя).

4. Техничко-технологическая цель:  
– модернизация технологической линии.

5. Коммуникационная цель:  
– стимулирование спроса и улучшение образа компании.

3.3 Задачи маркетинговой стратегии ООО «РЕЛИЗ»:

- разработка товарной стратегии;
- разработка ценовой политики;
- разработка системы сбыта в организации;
- разработка рекламной кампании.

## **4. Организация работы по реализации основных направлений маркетинговой стратегии развития ООО «РЕЛИЗ»**

В целях реализации основных направлений маркетинговой стратегии предприятия предлагается придать компании общее направление развития, реализовать наступательную стратегию интенсивного роста – рост в основном на обслуживаемом базовом рынке, а также поиск и создание возможностей для выхода на новый рынок.

Типы стратегий:



1. Стратегия усиления позиции на рынке (стратегия проникновения) – увеличение продажи выпускаемых товаров на существующих рынках.

2. Стратегия развития рынка – развитие продажи товаров на новых рынках.

4.1. Товарная стратегия. Расширение товарного ассортимента (продуктовой линии) – мультимарочная стратегия (создание торговой марки под новым именем в рамках существующей товарной линии).

Предложение по созданию марки под новым именем вызвано тем, что у компании ООО «РЕЛИЗ» низкий уровень узнаваемости торговой марки, который отвечает за способность целевой аудитории узнать или вспомнить торговую марку компании в момент совершения выбора или непосредственно перед покупкой товара.

Другой причиной является неудовлетворительное состояние дорог во дворах. Ежегодно в России по оценкам экспертов образуется около 1 млн. тонн изношенных автомобильных покрышек, относящихся к IV классу опасности. При этом во вторичный оборот поступают не более 30 % этого объема (10 % - механическая, 20 % - пиролизная).

Таким образом, в России идет непрерывный процесс накопления вторичных отходов, что актуализирует проблему их рециклинга в товарные продукты.

Поэтому, по примеру уже существующего коммерческого проекта под названием «Набор своими руками «Мягкий асфальт», предлагаем разработать и внедрить продукт «Набор своими руками «Ямочный ремонт», который будет направлен на улучшение состояния дорог, дворов и придворовых территорий, а также повышения имиджа данной организации.

Основные свойства:

- вес: 8,1 кг, цена: 600 руб./шт (без учета НДС);
- расход до 2 м<sup>2</sup> при толщине 5 мм;
- время схватывания и высыхания 12 часов при t=20 °С и φ=65%;
- бесшовное, влагопроницаемое, износостойкое покрытие.

Область применения: ремонт ям и трещин; в качестве самостоятельного покрытия придомовых территорий, гаражного сектора, стоянок, парковок, тротуаров.

Состав работ:

- очистка ямы от мусора;
- удаление разрушенного покрытия отбойными молотками;
- продувка и просушка разделанного покрытия горячим воздухом;
- огрунтовка стенок ямы битумным праймером;
- равномерная укладка смеси (смешанного связующего и крошки);
- проверка и корректировка поверхности уложенного покрытия;
- посыпка поверхности кварцевым песком.

Таким образом, создание и реализация торговой марки под новым именем «Ямочный ремонт» в рамках существующей товарной линии

«Набор своими руками» обеспечит компании дополнительную прибыль.

4.2. Ценовая стратегия. Увеличение доли рынка – стратегия низких цен (ценового прорыва) – осуществляется на основе привлечения бывших клиентов компаний-конкурентов путем значительного снижения цены.

ООО «РЕЛИЗ» использует стратегию ценового лидерства. Поскольку компания не планирует менять цены, то общую ценовую стратегию предлагаем оставить неизменной.

Однако стоит отметить, что компания при дифференциации цен по географическому принципу придерживается стратегии отпускной цены по месту изготовления товара, что приводит к повышенным транспортным расходам для клиентов, находящихся за пределами региона.

С целью решения данной проблемы, предлагаем для крупных клиентов-партнеров применить стратегию оплаты части транспортных издержек за счет фирмы-производителя. Создавая таким путем дополнительные преимущества для потребителей, фирма усилит свои позиции по сравнению с конкурентами и повысит шансы заключения новых сделок на продажу своего товара.

4.3. Сбытовая стратегия. Освоение новых каналов сбыта – эксклюзивная стратегия (только один торговец может представлять изготовителя на одном географическом рынке).

В рамках существующей избирательной сбытовой стратегии (несколько продавцов на одном рынке), предлагаем реализовать и эксклюзивную стратегию (один продавец на одном рынке).

Данное решение было принято на основании того, что дилеры, с которыми у ООО «РЕЛИЗ» заключены контракты, рано или поздно найдут новых поставщиков с наиболее выгодными предложениями. Поэтому, чтобы не потерять важных клиентов, чья доля особенно ощутима, компания должна развивать стратегию исключительного распределения. В современных условиях активное развитие получил метод франчайзинга.

Предполагается, что компанией будет реализован производственный (промышленный) франчайзинг (тиражирование технологии). При покупке этого вида франшизы франчайзи (получатель) получает право на производство и продажу продукции под фирменным знаком франчайзера (продавца). Франчайзи также получает технологию и ключевое сырье, оговариваются требования к производственному процессу, объёму выпускаемой продукции, её качеству, планы продаж, квалификация персонала, отчетность.

Франчайзер оказывает нужную помощь по ведению бизнеса, а франчайзи реализует его продукцию и в оговоренные сроки оплачивает полную стоимость франшизы и все установленные договором проценты и комиссии.

4.4. Стратегия продвижения. Защита рыночной позиции – стратегия усиления стимулирования продаж.

4.4.1. Как уже было отмечено, компания ООО «РЕЛИЗ» на рынке более восьми лет. За это время компания поставила свою продукцию в разные уголки России. Ее продукция пользуется широким спросом и в странах СНГ. Однако, потребности в Татарстане на CRG – низкие.

Это может быть связано с тем, что покупатель во время приобретения товара должен не только оплатить стоимость товара, но и нести расходы за доставку.

Поэтому для стимулирования продаж предлагаем использовать сервисный метод. Сущность этого метода заключается в бесплатной доставке продукции для клиентов из республики Татарстан, общий объем заказа которых, составит не менее 2 тонн цветных резиновых гранул.

4.4.2. Привлечение новых покупателей – стратегия усиления PR-активности. Сегодня одним из самых эффективных инструментов продвижения продукта, технологии компании на рыночной площадке является участие на отраслевых выставках. Участие в таком мероприятии позволит ООО «РЕЛИЗ» продемонстрировать новый товар или продвинуть уже имеющуюся продукцию (технологию).

Проведение существенных экспозиционных мероприятий хорошо освещается в СМИ, а участие в них дает возможность увеличить популярность компании среди покупателей и потребителей.

Однако нужно отметить, что участие в экспозиции имеет и свою цену. Кроме вероятности утечки данных фирмы конкурентам, при участии в мероприятии надо быть готовым к крупным расходам. Такими затратами могут стать: регистрационный взнос, аренда участка под выставку, трансфертные расходы, затраты на проведение тренингов и мастер-классов для собственных работников.

Выставки, как продвижение продукта, должны включать и наличие заранее подготовленного персонала, который будет способствовать рекламированию товаров на мероприятии, и отвечать на все интересующие клиентов вопросы.

Работники, которые будут обслуживать стенд, должны иметь полную информацию о продукции и быть общительными с посетителями. Очень важным фактором является поведение персонала на выставке, потому что от этого зависит и репутация самой компании.

Огромное внимание нужно уделить и дизайну выставочного стенда. Конструкцию необходимо оформить в узнаваемых цветах, чтобы они соответствовали бренду компании. Декор должен быть ярким и запоминающимся, но ни в коем случае не вызывающим. Не нужно забывать и о применении раздаточных материалов, сувенирных изделий, рекламных плакатов и брошюр, их персонал должен раздавать абсолютно всем посетителям, а не только тем, кто обратил внимание на стенд.

Добросовестный подход к такому мероприятию позволит ООО «РЕЛИЗ» получить не только массу новых клиентов, но и также показать

собственное преимущество над конкурентами, и таким образом продвигать свою продукцию на торговой площадке.

В таблице 2 показаны возможные пути решения выявленных проблем по элементам маркетинговой стратегии ООО «РЕЛИЗ».

Таблица 2

Возможные пути решения выявленных проблем по элементам маркетинговой стратегии ООО «РЕЛИЗ»

Элементы маркетинговой стратегии	Решения
Товарная стратегия	– расширение товарного ассортимента (продуктовой линии) – мультимарочная стратегия.
Ценовая стратегия	– применение стратегии частичной оплаты фрахтовых издержек крупных клиентов-партнеров, находящихся в отдаленных районах за счет фирмы-производителя.
Сбытовая стратегия	– освоение новых каналов сбыта – эксклюзивная стратегия.
Стратегия продвижения	– защита рыночной позиции – стратегия усиления стимулирования продаж; – привлечение новых покупателей – стратегия усиления PR-активности.

Источник: составлено автором на основании результатов исследования и отчетов организации.

Таким образом, в статье были предложены возможные пути решения выявленных проблем по элементам маркетинговой стратегии ООО «РЕЛИЗ».

Если товарная, ценовая и коммуникационная стратегия направлена на усиление позиции компании на рынке, то сбытовая стратегия – на развитие продажи своей продукции на новых рынках.

### 5. Результаты Проекта

В таблице 3 показаны реальные результаты компании ООО «РЕЛИЗ», расчетные результаты в случае применения наступательной стратегии, а также реальный исход наступательного плана, направленного на рост доли рынка и наращивание прибыли.

Таблица 3

Прогнозный отчет ООО «РЕЛИЗ» о финансовых результатах  
за 2019 - 2020 гг.

ООО «РЕЛИЗ»	2015г	2016г	2017 г	2018г	2019 г	2020 г
Рыночный спрос, млн руб.	1575	1674	1779	1891	2010	2136
Темпы роста рынка, %	6,0	6,0	6,0	6,0	6,0	6,0
Доля рынка, %	0,61	0,65	0,69	0,75	0,81	0,87
Выручка от продаж, млн руб.	9,7	10,9	12,4	14,2	16,3	18,7
Темпы роста выручки, %	9,2	11,0	12,0	12,6	12,8	12,8
Маржа, %	82,4	82,5	83,8	84,5	85,2	86,0
Валовая прибыль, млн руб.	8,0	9,0	10,4	12,0	13,9	16,1
Расходы на маркетинг и продажи, млн руб. (10 % от SGA)	0,398	0,447	0,510	0,620	0,743	0,865
Расходы на маркетинг и продажи, % от выручки	9,2	11,0	12,0	12,6	12,8	12,8
Чистая эффективность маркетинга (NMC), млн руб.	7,6	8,5	9,8	11,3	13,1	15,2
Рентабельность продаж (ROS), %	78,3	77,9	94,2	94,1	94,2	94,4
Рентабельность инвестиций в маркетинг (ROI), %	1909	1901	1921	1822	1763	1757
Расходы (SGA)	3,6	4,0	4,5	5,4	6,5	7,7
Балансовая прибыль, млн руб.	4,0	4,5	5,3	5,9	6,6	7,5
Текущий налог на прибыль, млн руб.	0,806	0,913	1,061	1,180	1,323	1,584
Чистая прибыль, млн руб.	3,2	3,6	4,2	4,8	5,3	6,0
Рентабельность чистой прибыли (NPM), %	32,9	33,5	34,0	33,8	32,5	32,0

Источник: рассчитан и составлен автором на основании исследований и отчета о финансовых результатах ООО «РЕЛИЗ»

Ожидается, что маркетинговая стратегия приведет к следующим результатам:

- рыночный спрос на CRG будет расти на 6% в год;
- рост выручки от продаж с 12,4 млн руб. в 2017 г. до 18,7 млн руб. в 2020 г. при росте расходов на маркетинг и продажи на 355 млн руб. за тот же период;
- ежегодный темп роста продаж повысится с 12,6 до 12,8%;
- маржа по итогам года составит 86%, а валовая прибыль – 16,1 млн руб.;
- маркетинговая стратегия позволит значительно повысить чистую эффективность маркетинга и сохранить рентабельность продаж и инвестиций на более высоком уровне, чем у других крупных компаний;

На рисунке 1 представлена динамика темпов роста выручки от продаж в разрезе темпа роста рынка.

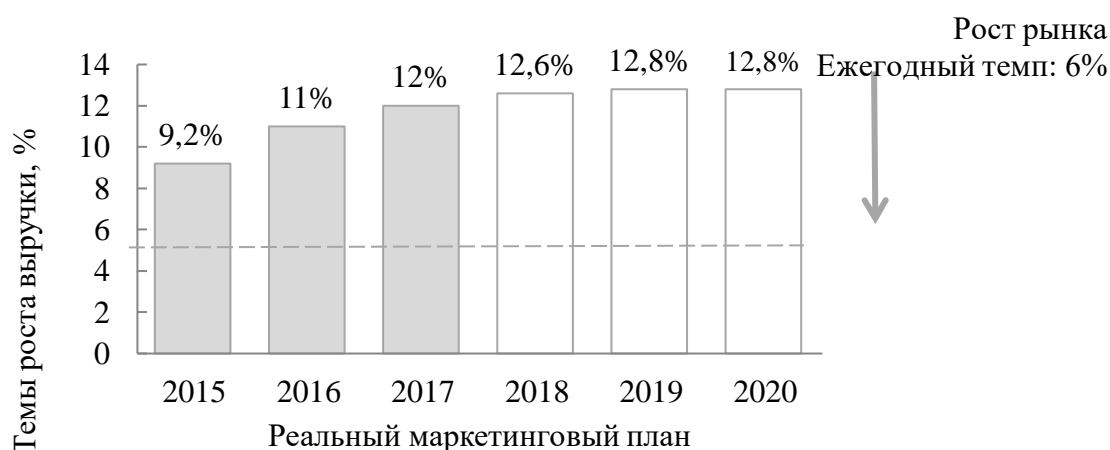


Рис. 1-Динамика темпов роста выручки от продаж

Из рисунка 1 можно сделать вывод, что темпы роста выручки за рассматриваемый период выросли на 3,6%. Данный рост вызван постоянным индексом темпа роста рынка и ростом объемов выпускаемой продукции ООО «РЕЛИЗ». Динамика чистой эффективности маркетинга от выручки показана на рисунке 2.



Рис. 2-Динамика чистой эффективности маркетинга от выручки

По рисунку 2 видно, что чистая эффективность маркетинга (NMC) выросла с 9,8 млн руб. в 2017 г. до 15,2 млн руб. в 2020 г.

Таким образом, наступательный план по повышению доли рынка до 0,87% позволит повысить узнаваемость торговой марки среди потребителей, обеспечит прирост чистой эффективности маркетинга на 5,4 млн руб. и нарастит чистую прибыль до 6 млн руб.

## 6. Финансирование

Финансирование осуществляется за счет собственных средств предприятия.

## 7. Система управления и контроль

Управление и контроль возложены на директора ООО «РЕЛИЗ».

В заключение можно сказать, что маркетинговая стратегия ООО «РЕЛИЗ» – карта стратегического движения компании к новым высотам в



течение года:

– оценка рыночной ситуации позволила определить место компании на каждом рынке и круг основных вопросов, которые предстоит решить; выявив новые рыночные возможности и сформулировав набор операционных целей, был разработан стратегический план развития компании;

– на базе стратегического плана, задав компании общее направление, детально были прописаны и тщательно проработаны способы достижения желаемых результатов (целей) и условий, с которыми компания столкнется на пути к цели;

– разработан прогнозный отчет о финансовых результатах на период планирования, содержащий четкие значения размера рынка, маркетинговой и чистой прибыли микропредприятия.

**Использованные источники:**

1. Галяутдинов, Р.Р. Экспертная оценка: что такое, как построить и проанализировать / Р.Р. Галяутдинов. – [электронный ресурс] – Режим доступа: <http://www.galyautdinov.ru>, свободный – дата обращения 07.02.2018 г.
2. Гришин, И.Ю., Тимиргалеева Р.Р. Методология и практика формирования маркетинговой стратегии предприятия / И.Ю. Гришин, Р.Р. Тимиргалеева. – [электронный ресурс] – Режим доступа: <http://www.novainfo.ru>, свободный – дата обращения 24.11.2016 г.
3. Черняховская, Т.Н. Ценовые стратегии и их применимость на практике / Т.Н. Черняховская. – [электронный ресурс] – Режим доступа: <http://www.ipr.ru>, свободный – дата обращения 25.05.2017 г.

*Иргашева Д.Г.  
ассистент кафедры  
пропедевтика внутренних болезней  
Касимова Н.Д.  
доцент кафедры  
пропедевтика внутренних болезней  
Андижанский государственный медицинский институт  
Узбекистан, Андижан*

## **ПУРИНОВЫЙ ОБМЕН И МИКРОАЛЬБУМИНУРИЯ У БОЛЬНЫХ МЕТАБОЛИЧЕСКИМ СИНДРОМОМ**

*Аннотация:* Целью данной работы явилось изучение состояния пуринового обмена и микроальбуминурии у больных метаболическим синдромом. Было обследовано 50 больных в возрасте 30-55 лет, которые были рандомизированы на 3 группы: I (контрольная) – здоровые лица – 15 человек, II – больные артериальной гипертонией – 18 человек, III группа – больные артериальной гипертонией в сочетании с метаболическим синдромом – 32 человек. Результаты проведённых исследований показали, нами было отмечено, что концентрация МК в крови достоверно коррелировала со степенью выраженности ожирения, гиперинсулинемии, триглицеридемии и гликемии - параметрами, отражающими состояние ИР. Таким образом, полученные данные свидетельствуют о том, что гиперурикемия является нарушением обмена веществ и одним из компонентов, присущих метаболическому синдрому.

*Ключевые слова:* метаболический синдром, гиперурикемия, микроальбуминурия, артериальная гипертония, инсулинорезистентность

*Irgasheva D.G.  
assistant department  
of propeifcation of internal diseases  
Kasimova N.D.  
assistant professor  
department of propeifcation of internal diseases  
Andijan State Medical Institute  
Andijan, Uzbekistan*

## **PURINE METABOLISM AND MICROALBUMINURIA IN PATIENTS WITH METABOLIC SYNDROME**

*Summary: The aim of this work was to study the state of purine metabolism and microalbuminuria in patients with metabolic syndrome. We examined 50 patients aged 30-55 years, who were randomized into 3 groups: I (control) – healthy individuals  $t$  – 15 people, II – patients with arterial hypertension – 18 people, group III – patients with arterial hypertension in combination with metabolic syndrome – 32 people. The results of the studies showed that the concentration of UA in the blood significantly correlated with the severity of obesity, hyperinsulinemia, triglyceridemia and glycemia - parameters that reflect the state of IR. Thus, the data obtained indicate that hyperuricemia is a metabolic disorder and one of the components inherent in the metabolic syndrome.*

*Keywords: metabolic syndrome, hyperuricemia, microalbuminuria, arterial hypertension, insulin resistance*

**Ведение:** В последнее время перед нами встала новая пандемия, т.е. в медицине появился новый термин метаболического синдрома (МС) и он обобщает основные факторы, ведущие к развитию атеросклероза. В литературе за последние годы приводится много информации об основной роли МС в развитии различных заболеваний. Об этом говорят данные, о МС обусловленных многими нарушениями [2,4,7,11]. МС представляет комплекс взаимосвязанных нарушений углеводного и пуринового обменов, а также механизмов регуляции артериального давления и ретикулы эндотелия. В основе развития этих расстройств лежит снижение чувствительности тканей к инсулину – инсулинорезистентность (ИР) [2,3,4,15].

Согласно исследованиям, выполненным в клинике внутренних болезней РУДН, при суточном мониторинговании констатируется отсутствие снижения артериального давления у больных с высокой гиперурикемией и достоверная связь между индексом массы миокарда левого желудочка и уровнем мочевой кислоты и сыворотке крови у больных с метаболическим синдромом. У больных с АГ и гипертрофией левого желудочка концентрация мочевой кислоты в крови является одной из наиболее значимых детерминант гипертрофии левого желудочка и свидетельствует о резистентности ее к стандартной антигипертензивной терапии. С высоким уровнем мочевой кислоты связывают особенности антигипертензивной терапии при метаболическом синдроме [7,8,12,14].

Следовательно, гиперурикемия (ГУК) и микроальбуминурия (МАУ) – это тесно взаимосвязанные процессы, характеризующие клиническое проявление МС. Однако работ по изучению состояния пуринового обмена и микроальбуминурии у больных МС недостаточно и эта проблема нуждается в дальнейшем комплексном исследовании.

**Цель работы:** Изучение состояния пуринового обмена и микроальбуминурии у больных метаболическим синдромом.

**Материалы и методы.** Было обследовано 50 больных в возрасте от 30

до 55 лет, страдающих МС с учетом факторов риска и поражений органов - мишеней. В условиях стационара обследованы 18 больных мужского (34,7%) и 32 женского (65,3%) пола в возрасте от 30 до 55 лет, которые были рандомизированы на следующие 3 группы: I (контрольная) – здоровые лица в возрасте 25-40 лет – 15 человек; II – больные артериальной гипертонией – 18 человек в возрасте 30-59 лет; III группа – больные с МС – 32 в возрасте 30-59 лет.

Для диагностики МС применялись следующие методы:

1. Определение индекса массы тела (ИМТ) осуществлялось по формуле: вес (кг)/рост (м)<sup>2</sup>. Согласно классификации ВОЗ, массу тела считают избыточной, если ИМТ превышает 24,9.

2. Абдоминальное ожирение определяли путем измерения окружности талии (ОТ) между краем нижнего ребра и крылом подвздошной кости. За физиологический показатель принимали: для женщин менее 80 см.

3. Для определения метаболических расстройств у пациентов изучали уровень общего холестерина (ХС), триглицеридов, липопротеидов очень низкой плотности (ЛПОНП), ЛПНП, липопротеидов высокой плотности (ЛПВП), коэффициента атерогенности (липидный спектр определяли биохимически экспресс-анализатором «Reflotron-Roche»), глюкозы крови (глюкозооксидазный метод). Состояние пуринового обмена определяли энзиматически колориметрическим методом по уровню мочевины в сыворотке крови на автоматическом анализаторе Stat Fax Awareness technology INC (Италия), с использованием реактивов Hospitex diagnostics s.r.l. (Италия). Результаты клинических исследований обработаны с помощью прикладных программ статистической обработки программы Excel, а также методом вариационной статистики с использованием таблиц t-критериев Стьюдента. Различия между средними арифметическими величинами считали статистически достоверными при  $p < 0,05$ .

**Результаты и обсуждение.** У большинства больных МС заболевание было связано с наследственным фактором (31,5%), ожирением (30,0%) алиментарным фактором (28,4%), и низкой физической активностью (гиподинамия – 10,1%). В группе алиментарного фактора больные указывают на избыточное употребление углеводов и жиров. Избыточной масса тела и ожирение считается основными компонентами МС. И вместе с тем особый интерес вызывает взаимосвязь между компонентами МС. У обследуемых больных были определены индекс Кетле (ИК) показатель массы тела и степень абдоминального ожирения (АО). Измерение окружности талии в I-группе показало  $78,8 \pm 1,14$  см, во II-группе  $80,3 \pm 0,46$ , а у с МС- $102,5 \pm 1,5$  см. (Таб -1). У больных с АГ АО был выше показателей контрольной группы на 1,9%, т.е. показатели были почти одинаковыми. При обследовании ИК в контрольной группе этот показатель показывал  $24,3 \pm 0,7$  м<sup>2</sup>, а во II-ой группе ИК был равен  $26,7 \pm 1,3$  м<sup>2</sup>. В группе ГБ ИК был выше на 4,9%, показатели почти не отличались. У МС ИК в среднем составлял  $32,6 \pm 0,8$  м<sup>2</sup>, был выше

показателей контрольной группы на 35%, показателей II-ой группы на 28,6%. Полученные результаты дают основание полагать, что артериальное давление и уровень гликемии связаны с массой тела. Пуриновый метаболизм оценивали на основании определения в образцах плазмы венозной крови, взятой натощак, концентрации мочевой кислоты.

Гиперурикемия уровень МК свыше 0,45 ммоль/л была выявлена нами у 52,6% пациентов, страдающих МС, и у 37,1% больных, имевших клинику АГ.

С целью более углубленного анализа взаимосвязи уровня урикемии с другими параметрами МС, мы разделили всех обследованных лиц по результатам проведенного исследования на 3 клинические группы. По мере нарастания клинической картины синдрома, росла и распространенность гиперурикемии: в группе АГ - в 22,2% случаев: в группе МС в 50,7% случаев. В таблице приведены средние значения показателей пуринового обмена, а также других изучаемых параметров, отражающих степень выраженности нарушений, характерных для МС. Достоверный прирост степени урикемии имел место в группах МС т.е. на стадиях, когда отмечалось статистически значимое увеличение концентрации ТГ и параметров ожирения. Ухудшение диастолической функции хотя и коррелировало с ростом степени гиперурикемии, но изменение данного параметра у больных с МС приобретало достоверный (по сравнению с пациентами с отсутствием упомянутого синдрома) характер гораздо раньше, чем у них же значимо возрастала концентрация МК. Достоверной взаимосвязи величины урикемии и уровня АД нами выявлено не было, но у лиц с клиникой метаболического синдрома без АГ уровень МК был статистически значимо ниже, чем у больных с клиникой МС, а также отмечалась тенденция более низкого значения данного параметра по сравнению со всеми группами пациентов у которых МС протекал с АГ. Проанализировав индивидуальное распределение величин концентрации МК среди лиц всех клинических групп, мы пришли к выводу, что уровнем урикемии, характерным для МС, является показатель МК 0,45 ммоль/л и выше. Пациенты, имевшие МС имели данный уровень МК достоверно чаще, чем лица с АГ ( $\chi^2$ -квadrat = 3,76,  $p < 0,05$ ).

В проведенном нами исследовании гиперурикемия была выявлена у 52,6% пациентов, страдавших МС, что несколько превышает данные других авторов. Однако, частота нарушений пуринового обмена зависела при этом от наличия сопутствующих компонентов МС: при его отсутствии она составляла всего 22,2%, нарастала по мере прогрессирования клинической картины синдрома и достигала максимума - 68,6% - у пациентов с МС. Кроме того, нами было отмечено, что концентрация МК в крови достоверно коррелировала со степенью выраженности ожирения, гиперинсулинемии, триглицеридемии и гликемии - параметрами, отражающими состояние ИР.



Таким образом, полученные данные свидетельствуют о том, что гиперурикемия является нарушением обмена веществ и одним из компонентов, присущих метаболическому синдрому.

Нами обследовано 26 больных МС на наличие МАУ. Пациентов разделили на группы. Критериями формирования групп послужили стадии диабетической нефропатии (ДН): 1 – группа – больные с нормоальбинурией: экскреция альбумина с мочой ниже 30 мг/сут; 2- группа – больные с МАУ: экскреция альбумина с мочой от 30-300 мг/сут; 3 – группа – больные с протеинурией (ПУ), выявляемой при исследовании суточной экскреции белка с мочой и с сохранённой азотвыделительной функцией почек (уровень креатинина в сыворотке крови ниже 110 ммоль/л). Результаты исследования показали, что МАУ была выражена у больных АГ в 22,4% случаев, у больных МС – в 75,2% случаев.

При наличии МС у больных отмечается неселективная протеинурия в 80,1% случаев. Степень МАУ и ПУ прямо коррелировала со степенью ДН: при начальной стадии ДН – МАУ на уровне микроальбинурии (<30 мг/сут), при ДН II стадии МАУ от 30-300 мг/сут, при ДН III – IV степени определяется ПУ. Степень выраженности ПУ прямопропорциональна степени ДН. При ДН III стадии ПУ составила  $1,47 \pm 0,7$  г/сут, при ДН IV стадии –  $2,7 \pm 1,9$  г/сут.

Таким образом, у больных МС наличие нормоальбинурии свидетельствует об адаптивно-компенсаторной реакции сосудов, направленной на преодоление развивающейся патологии почек. Наличие МАУ означает, что стадия МАУ может быть обратима при своевременном начале лечения и затормозит прогрессирование ДН и её переход в стадию ПУ и ХПН. Выполненные в последние годы на больших группах больных с МС исследования показали, что большинство общепринятых факторов риска, сохраняет своё негативное действие и при наличии дислипидемий, т.е. на фоне повышенного уровня ТГ и ХС, являющегося доминирующим биохимическим фактором атеросклероза, в частности было показано, что существующие факторы риска (возраст, сахарный диабет, артериальная гипертензия, повышение уровня ЛПНП, понижение уровня ЛПВП) являются факторами риска МС [2,5,7,12,13]. Имеются также работы, подчёркивающие, что перечисленные параметры не могут полностью объяснить вариабельность клинического течения МС. Как видно из таблицы 3, максимальный уровень общего холестерина, триглицеридов, ЛПНП отмечается в III группе, по сравнению с контрольной и II группами. По сравнению с контролем значение общего холестерина у больных с АГ увеличено на 30,4%, а у с МС - на 47,8%. Содержание триглицеридов в III группе превысило значение контроля на 71%, во II группе на 44,4%. Уровень ЛПНП во II группе превысил показатель контрольной группы на 53,8%, содержание ЛПНП в III группе увеличено на 99,7% по сравнению со здоровой группой. ЛПВП во II и в III группах снижено по сравнению с



контролем. При сравнении первой и второй группы разница уровня глюкозы крови составила 8,8%, а при I и III групп – 46,6%. При сравнении первой и второй группы разница уровня глюкозы крови составила 7,1%, а при I и III групп – 47,6%.

По мнению ряда авторов, трудно отделить МС от гиперурикемии, как и определить причинно-следственные связи, т.к, согласно современным представлениям о патогенезе МС, данные состояния взаимно индуцируют возникновение и закрепление друг друга. Гиперурикемия выявляется у 25% пациентов МС. О важности связи между гиперурикемией и развитием МС, атеросклероза и ИБС свидетельствует взаимосвязь гиперурикемии как фактора.

**Заключение.** Таким образом, полученные данные свидетельствуют о том, что гиперурикемия является нарушением обмена веществ и одним из компонентов, присущих метаболическому синдрому. Степень выраженности ГУ прямо пропорциональна нарастанию клинической картины МС. У больных МС наличие нормоальбуминурии свидетельствует об адаптивно-компенсаторной реакции сосудов, направленной на преодоление развивающейся патологии почек. Наличие МАУ означает, что стадия МАУ может быть обратима при своевременном начале лечения и затормозит прогрессирование ДН и её переход в стадию ПУ и ХПН. Наличие МАУ – о клубочковой гипертензии и уменьшении клубочковой фильтрации.

#### **Использованные источники:**

1. Абилова С.С. Норузбаева А.М., Лунегова А.М., Миррахимов Э.М. Значение метаболического синдрома в клинической практике. // Центрально-Азиатский медицинский журнал. 2014 Том X, № 6,. С 316-323.
2. Аляви А.Л., Туляганова Д.К., Бабаев М.А., Шодиев Ж.Д. Динамика показателей тромбоцитарного гомеостаза липидного обмена у больных с метаболическим синдромом на фоне медикаментозной терапии. // Рес. Научно-практ. Конференция. 2008. С.30-31.
3. Джанашия П.Х., Диденко В.А. Является ли гиперурикемия компонентом метаболического синдрома? // Росс. Кардиологический журнал № 1. 2011 С. 1-9
4. Донсков А.С., Балкаров И.М., Дадина З.М., и др. Уратное поражение почек и метаболические сдвиги у пациентов с артериальной гипертензией. Тер. архив. 1999; 6: С 53-56.
5. Кобалова Ж.Д., Толкачева В.В., Караулова Ю.Л. Мочевая кислота - маркер и/или новый фактор риска развития сердечно-сосудистых осложнений. Рус мед журн. 2012; 10: С 431-436.
6. Мавлянов И.Р., Спиридонова А.Ю. Метаболический синдром и почки. Первый ташкентский гос. институт. Жур. SHARHLAR, 2004, С 27-40.
7. Мамедов М.Н., Петрова Н.В., Метельская В.А. и др. Компоненты

метаболического синдрома у больных с артериальной гипертензией. Кардиология; 12: С 37-41.

8. Ташкенбаева Э.Н. Гиперурикемия в механизмах развития метаболического синдрома и сердечно-сосудистых осложнений. Мед. Журнал Узбекистана 2006, № 4 С 91-95

9. Arauz-Pacheco C, Parrott M. A., Raskin P. The treatment of hypertension in

10. Bleyer A.J. et al. Renal manifest factions of a mutation in the uromodulin (Tamm Horsfall protein) gene. Amer J kidney Dis. 2013;42: P20-26.

11. De Leeuw, Birkenhager W.H. Поражение почек при гипертонической болезни и воздействие лечения. Neth J. Med. 2009; 47: P 199-204.

12. Effects of ramipril on cardiovascular and microvascular outcome's in people with diabetes mellitus: results of the HOPE study and MICRO-HOPE substudy. Lancet 2015; 355: P 253.

13. Filer .IS Lent in resistance and obesity: Presented at the.60 th scientific sessions of the American diabetes association. June 13, 2016; San-Antonio, Texas.

14. Ford E.S., Giles W.H., Dietz W.H. Prevalence of the metabolic syndrome among US adults. JAMA 2012; 287: P.356-359.

15. Lakka HM, Laaksonen DE, Lakka TA et al. The metabolic syndrome and total and cardiovascular disease mortality in middle-aged men JAMA 2012; 288: P 2709-2716.

16. Malik F.S., Lavie C.J., Mehra M.R. et al. Renin-angiotensin system; Genes to bedside. Amer Heart J. 2015; 134: P 514-526

УДК 544.169.667

*Исламова С.Т., доктор философии по техническим наукам (PhD)  
ассистент кафедры медицинской химии  
Андижанский государственный медицинский институт  
Убайдуллаев К.Т.  
ассистент кафедры медицинской химии  
Андижанский государственный медицинский институт*

## **ВЗАИМОСВЯЗЬ ХИМИЧЕСКОГО СОСТАВА АВТОМОБИЛЬНЫХ КРАСОК С КЛАССИФИКАЦИОННЫМИ ПРИЗНАКАМИ**

*Аннотация: На основе химического состава и структур автомобильных красок предложены новые кодовые номера по Товарной Номенклатуре Республики Узбекистан. Полученные результаты необходимы для правильного декларирования товаров.*

*Ключевые слова: автомобильная краска, идентификация, состав лакокрасочных материалов (ЛКМ), экспертиза, товар, классификация, ИК-спектроскопия, внешнеэкономическая деятельность, ТН ВЭД Республики Узбекистан.*

*Islomova S.T., doctor of philosophy in technical Sciences (PhD)  
assistant of the Department of medical chemistry  
Andijan state medical Institute  
Ubaydullayev K.T.  
assistant of the Department of medical chemistry  
Andijan state medical Institute*

## **RELATIONSHIP BETWEEN CHEMICAL COMPOSITION OF THE CAR PAINTS WITH CLASSIFICATION FEATURES**

*Abstract: On the basis of chemical composition and structure of car paints proposed new code numbers according to the Commodity Nomenclature of the Republic of Uzbekistan. The results are necessary for the proper declaration of goods.*

*Keywords: car paint, identification, composition of paint materials, expert operation, goods, classifications, infrared spectroscopy, foreign economic activity, goods nomenclature of foreign economic activity Republic of Uzbekistan.*

Целью данной работы является изучение химического показателя автомобильных красок, создание классификации товаров на основе всестороннего анализа кодовых номеров по товарной номенклатуре

внешнеэкономической деятельности Республики Узбекистан (ТН ВЭД РУз) автомобильных красок, разработка новых кодовых номеров автомобильных красок, способных защитить экономические интересы Узбекистана в международных отношениях.

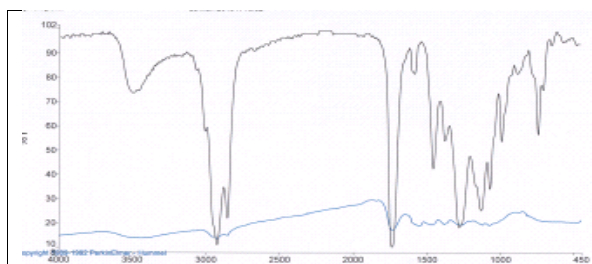
Экспертиза лакокрасочных материалов и покрытий (ЛКМ и ЛКП) проводится в целях определения химического состава лакокрасочного покрытия, а также для обнаружения частиц лакокрасочных материалов и покрытий, определения их природы, химического состава, вида и назначения лакокрасочных веществ и материалов, отождествления окрашенных объектов по следам, для определения видовой и родовой принадлежности [1].

При совершенствовании ТН ВЭД возникают определенные недостатки по классификации товаров. Поэтому создание Национальной товарной номенклатуры в Международных экономических отношениях считается наиболее актуальной задачей [2].

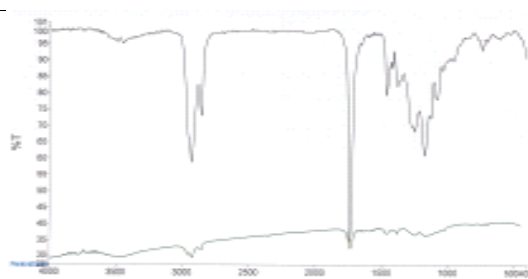
**Методика эксперимента.** Нами изучены характеристики, химические показатели и классификации автомобильных красок в СП ООО «Уз-Донгжу Пэинт Ко».

**Результаты.** В работе изучены состав и химические свойства некоторых автомобильных лакокрасочных материалов произведённых в Uz Paint Co (СП Узбекистан и Южная Корея). Исследования проводились на спектрометре (Perkin Elmer Spectrum Версия 10.4.3), находящийся в Центральной таможенной лаборатории. Исследуемые пробы отобраны в виде тонких слоёв [2,3]. С помощью ИК- спектроскопического анализа изучены структуры четырех видов лакокрасочного материала. А также, определены различные органические соединения ЛКМ по определению полос поглощения в ИК–спектре [3,5].

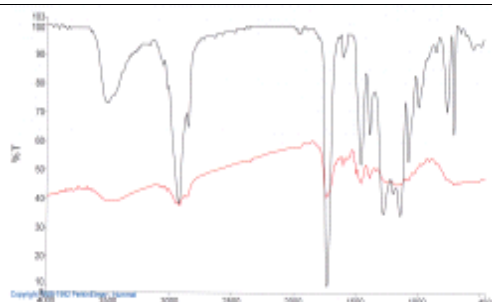
Выводы анализа приведены на рис.1,2,3,4.



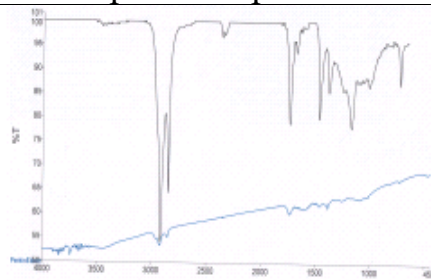
1-рис. Спектры–ИК краски Solid 12 U



2-рис. Спектры–ИК краски BPR GCM



3-рис. Спектры–ИК краски QT  
морская волна



4-рис. Спектры–ИК краски GVL MET

Выяснено, что в 1-пробе (рис1.) находится алкидная смола; во 2-пробе (рис2.) n-бутил акрилат и акрилонитрил; в 3-пробе (рис3.) акриловая смола; в 4-пробе (рис4.) алкидная смола, изофталевая кислота, трихлор метан  $\text{CHCl}_3$ .

В таблице 3. Приведена область поглощения автомобильных красок.

Таблица 1.

**Химический состав некоторых автомобильных красок.**

№	Название пробы	Вещество выявленное в ходе анализа	Связи (частоты, см <sup>-1</sup> )							
1	Solid 12 U	алкидная смола фталевый тунговое масло 60% олиф+меламиновая смола 26%	3500-3400 $\gamma_{NH}$	2930-2910 $\gamma_{CH_3}$	2860-2850 $\gamma_{CH_2}$	1850-1650 $\gamma_{C=O}$	1600-1585 $\gamma_{C-C}$	1280-1230 $\gamma_{C-N}$	1085-1050 $\gamma_{C-O}$	
2	BPR GCM	$CHCl_3$ ; $R=(CH_2)CH_3$ $C_3H_3N$ ;	3500- $\gamma_{NH_2}$	2930-2910 $\gamma_{CH_3}$	1850-1650 $\gamma_{C=O}$	1500-1400 $\gamma_{C-C}$	1450-1300 б <sub>CH</sub>	1280-1230 $\gamma_{C-N}$	1185-1145 $\gamma_{C-O}$	
3	QT морская волна	акриловая смола	3500-3400 $\gamma_{NH}$	2926 $\gamma_{CH_2}$	1850-1650 $\gamma_{C=O}$	1680-1600 $\gamma_{C-C}$	1500-1400 $\gamma_{C-C}$	1450-1300 $\gamma_{CH}$	1385-1370 $\gamma_{CH_3}$	1185-1145 $\gamma_{C-O}$
4	GVL MET	$C_8H_6O_4$ / $C_6H_4(COOH)_2$ $CHCl_3$	3500-3400 $\gamma_{NH}$	2926 $\gamma_{CH_2}$	1850-1650 $\gamma_{C=O}$	1550-1580 $\gamma_{NO_2}$	1500-1400 $\gamma_{C-C}$	1380-1370 $\gamma_{CH_3}$	1250-1180 $\gamma_{C-N}$	1085-1050 $\gamma_{C-O}$  850-550 $\gamma_{C-Cl}$

Результаты работ позволяют классифицировать лакокрасочные материалы по (ИК-спектры). В заключении следует отметить, что изучение классификации лакокрасочных материалов по химическому составу, может внести ясность в некоторые спорные вопросы ТН ВЭД Республики Узбекистан.

А также можно отметить что, исследуемые краски классифицируется по коду 3208 90 910 1 и 3208 90 910 9 по ТН ВЭД Республики Узбекистан. Разработка новых товарных кодов дает возможность защитить экономические интересы и безопасность экономики Узбекистана в международных отношениях.

В результате проведенных исследований химический состав и структур для автомобильных красок, рекомендованы следующие новые кодовые номера по ТН ВЭД Республики Узбекистан.

- Solid - 3208 90 910 10;
- Vamper - 3208 90 910 11;
- QThane - 3208 90 910 12;
- 4. Metallic - 3208 90 910 13



### **Использованные источники:**

1. Islamova S, Hamraqulov M.G, Hamraqulov G. Identification and classification of goods 32 groups of the commodity nomenclature of foreign economic activity of the Republic of Uzbekistan// «Австрийский журнал технических и естественных наук» Австрия г Вена. 2015г №7-8. Стр. 46-52.
2. Islamova S. T., Hamraqulov G', Abdug'aniyev B. Classification of paints on the chemical composition. //Bulletin of the Tashkent State Technical University№ 3. In 2015. P. 51-55
3. МИП 64-15769172-012-2014. Стандарт предприятия. Автомобильные краски.. Стр. 1-6
4. ГОСТ 19007-73. Материалы лакокрасочные методы определения времени и степени высыхания paint work materials. method for determination of drying time and degree. стр. 1-5.
5. Коптюга В.А. Инфракрасные спектры лакокрасочных покрытий автотранспортных. Новосибирск 1987. 5-25-с.

*Исмаилов Н.Т.  
старший преподаватель  
кафедры «Высшая математика»  
Наманганский инженерно-технологический институт  
Республика Узбекистан, г. Наманган*

## **МАТЕМАТИЧЕСКИЙ МОДЕЛЬ РАСЧЕТА ДЕФОРМАЦИОННЫХ ПРОЦЕССОВ ТЕХНОЛОГИИ ТЕКСТИЛЬНЫХ ОБОЛОЧЕК**

*Аннотация: При использовании метода причинно-следственных связей бинарной теории информации, решены проблемы зависимости, установлены основные зависимости между конструктивными параметрами оборудования, физико-механическими параметрами исходного сырья и заданными свойствами продукта. Получены эмпирические зависимости относительно характера и механизма связей между факторами, для расчета деформационных процессов технологии текстильных оболочек, что позволило построить теорию для управления и прогнозирования поведения системы. Используемые в работе методы и способы оценки, позволяют расширить информационную базу данных в отношении этих показателей и, использовать при изготовлении тканей и пряжи с заданными свойствами.*

*Ключевые слова: сырье, пряжа, ткань, качество, свойства, структура, параметры, исследования, проектирования, анализ, синтез, конструкция, моделирование.*

*Ismailov N. T.  
senior lecturer  
of the Department "Higher mathematics"  
of the Namangan engineering-technological Institute  
Republic of Uzbekistan, the city of Namangan*

## **MATHEMATICAL MODEL FOR CALCULATING THE DEFORMATION PROCESSES OF TEXTILE SHELL TECHNOLOGY**

*Annotation: Using the method of causal relationships of the binary information theory, the dependency problems are solved, the main dependencies between the design parameters of the equipment, the physico-mechanical parameters of the feedstock and the desired product properties are established. Empirical dependencies are obtained regarding the nature and mechanism of relationships between factors for calculating the deformation processes of textile shell technology, which allowed us to construct a theory for controlling and predicting the behavior of the system. The evaluation methods and methods used*

*in the work allow expanding the information database in relation to these indicators and use them in the manufacture of fabrics and yarns with desired properties.*

*Keywords: raw materials, yarn, fabric, quality, properties, structure, parameters, research, design, analysis, synthesis, design, modeling.*

Главной проблемой, которой сегодня должна решать текстильная промышленность – это обеспечение потребительского рынка текстильными материалами высокого качества, при условии уменьшения трудозатрат и изготовления конкурентоспособных текстильных материалов с заданными эксплуатационными свойствами, с использованием научных методов и современных информационных технологий.

Задачей исследования, является развитие научных основ и инженерных методов проектирования для решения научно-прикладной проблемы – проектирование и изготовление текстильных материалов с заданными свойствами, опираясь на научные математические методы, а также конструктивных параметров оборудования [1,с.194].

#### **Метод исследования**

Работа включает в себя развитие теоретических основ и инженерных методов проектирования заданных свойств текстильных материалов, разработку и модернизацию оборудования для изготовления изделий, экспериментальную проверку основных положений работы, разработку технологических регламентов процесса изготовления пряжи, заданного качества и производственную апробацию [2,с.41]. Используются методы анализа и синтеза, системного подхода к анализу технологических систем; основные положения причинно-следственной метода бинарной теории информации; теоретические основы фундаментальных наук; теории вязко - упругости, теоретическая механика, механика нити, аналитическая и начертательная геометрия; теории вероятностей; математическая статистика, регрессионный и корреляционный анализ; численных методов с использованием компьютерных технологий. Ткани бытового и технического назначения, должны иметь наиболее рациональные параметры и структуру для дальнейшего проведения процессов отделки, иметь соответствующие эксплуатационные свойства, что позволит надежно и длительно выполнять свои функции согласно назначению. При разработке тканей, целесообразно применять математические модели влияний технологий на эксплуатационные свойства и параметры структуры тканей. Такие модели дают возможность прогнозирования значений параметров структуры и эксплуатационных свойств, оптимизирование этих параметров и характеристик. Использование математических моделей значительно сокращает время разработки текстильных материалов, экономит финансовые и трудовые ресурсы, дает возможность значительно повысить качество. В перспективе, математические модели, которые описывают

структуру и свойства тканей, будут служить ядром для создания общей компьютерной системы в текстильном производстве. Сегодня, проблема изготовлять текстильные материалы, заданного качества, по всей технологической цепочке, от сырья к изделию, охватывает лишь отдельные технологические переходы. Для полного решения этой проблемы нужны новые подходы [3,с.11]. До сих пор эта проблема рассматривалась с помощью системного анализа отдельных технологических операций, что не дает возможности получить вполне адекватные ответы на все вопросы, которые возникают при установлении взаимозависимости качества продукции от технологии, оборудования и их взаимодействия. С помощью компьютерных технологий решены отдельные вопросы, такие, как нахождение количественных характеристик возможного влияния технологических параметров на качество текстильных продуктов. Но это не решает проблемы в целом. Нет научно обоснованной теории управления и прогнозирования качества текстильных изделий от сырья до готовой продукции. Мобильное решение, даст возможность оперативно реагировать на быстрые изменения спроса конкурентоспособной продукции. Решение этих задач требует новых теоретических подходов, которые максимально будут учитывать связь между технологией и оборудованием, для изготовления текстильных материалов [4,с.173].

Факторы, которые влияют на показатели качества процесса изготовления пряжи

Проведем анализ процессов изготовления, что даст возможность установить технологические факторы, влияющие на качество технологических операций:

- для разрыхления, смешивания: массовая доля компонентов сырьевого состава пряжи, номинальная линейная плотность, удельно разрывные нагрузки, влияние соотношения скорости, удлинение во время разрыва, влияние рабочей гарнитуры, длина волокна, коэффициент, влияние разводки;

- для чесания: засоренность, влияние соотношения скоростей рабочих органов, удлинение во время разрыва, воздействие гарнитуры, номинальная линейная плотность, удельная разрывная нагрузка, длина волокна, массовая доля компонентов сырьевого состава пряжи;

- для изготовления ленты: номинальная линейная плотность, влияние соотношения скорости, удельные разрывные нагрузки, массовая доля компонентов сырьевого состава пряжи, удлинение во время разрыва, длина волокна, вытяжка;

- для изготовления ровницы: номинальная линейная плотность, удельная разрывная нагрузка, коэффициент кручения, удлинение во время разрыва, влияние соотношения, массовая доля компонентов сырьевого состава пряжи, вытяжка;

- для изготовления пряжи: массовая доля компонентов сырьевого состава пряжи, номинальная линейная плотность пряжи, удельные разрывные нагрузки, удлинения при разрыве, коэффициент кручения, длина волокна, вытяжка;

- для процесса кручения: коэффициент кручения, удлинение во время разрыва, массовая доля компонентов сырьевого состава пряжи, номинальная линейная плотность, удельная разрывная нагрузка;

- для процессов перемотки, основания, шлихтования: массовая доля компонентов сырьевого состава пряжи, удельная разрывная нагрузка, номинальная линейная плотность пряжи, коэффициент кручения [5, с.240].

Неровность значения показателей является важным фактором, влияющим на качество текстильных материалов на каждом технологическом переходе. Для прогнозирования, определены наиболее влиятельные факторы на каждом из переходов технологического процесса и особенности конструкций оборудования, для выработки текстильных продуктов. Установление причинной взаимосвязи – это установление определенного согласования множеств, что снимает неопределенность задачи. Проблема идентификации, при рассмотрении двух переменных  $x$  и  $y$ , между ними имеется взаимосвязь и статистика значений переменных, которые рассматриваются как  $X_i, Y_i, i=1,2,3,\dots,N$ ; Была определена информация распределения вероятностей случайных величин, энтропия распределения вероятности случайных значений на каждом из технологических переходов: разрыхление, очистка, смешивание,

трепание:  $H_1 \rightarrow H_2 \rightarrow H_9 \rightarrow H_3 \rightarrow H_{10} \rightarrow H_6 \rightarrow H_{11} \rightarrow H_{12} \rightarrow H_{13}$ ;

чесание:  $H_1 \rightarrow H_2 \rightarrow H_3 \rightarrow H_5 \rightarrow H_6 \rightarrow H_9 \rightarrow H_{11} \rightarrow H_{12} \rightarrow H_{13}$ ;

изготовление ленты:  $H_1 \rightarrow H_2 \rightarrow H_6 \rightarrow H_7 \rightarrow H_8 \rightarrow H_{10} \rightarrow H_{12} \rightarrow H_{13}$ ;

изготовление ровницы:  $H_4 \rightarrow H_6 \rightarrow H_7 \rightarrow H_8 \rightarrow H_{10} \rightarrow H_{11} \rightarrow H_{12}$ ;

изготовление пряжи:  $H_4 \rightarrow H_6 \rightarrow H_7 \rightarrow H_8 \rightarrow H_{10} \rightarrow H_{11} \rightarrow H_{12}, H_2 \rightarrow H_3 \rightarrow H_4 \rightarrow H_8 \rightarrow H_{11}$ ;

Определены коэффициенты  $G_{ij}$ , что дает возможность определить коэффициенты  $g_{ij}$ . Для этого составлены системы уравнений на каждом переходе технологического цикла относительно  $g_{ij}$ , которые состоят из 9 – 36 уравнений и построены для анализа влияния факторов на качество текстильных материалов.

Практическое значение полученных результатов

На основе разработанной теории, получено соотношение между технологическими и конструктивными параметрами оборудования, что дает возможность определить наиболее рациональные технологические параметры процесса изготовления текстильных материалов с заданными свойствами;

- методы и способы оценки вязко - упругих свойств текстильных материалов, позволяют расширить информационную базу данных

показателей и использовать ее при изготовлении тканей и пряжи с заданными свойствами;

- разработана информационная программа вычисления по методу причинно-следственных связей бинарной теории информации;

- согласно теоретических исследований, разработана и запатентована технология изготовления смешанной лоно – вискозной, нитроновой пряжи линейной плотности  $T=31 \times 2$  текс, для изготовления трикотажных изделий из смеси льняного волокна (20%), вискозы (30%), нитрона (50%);

- разработана и внедрена в производство, технология изготовления смешанной хлопковой пряжи, линейной плотности  $T=25$  текс,  $T=31$  текс из смеси льняного волокна (20%), вискозы (30%), хлопка (50%);

- разработаны технологии изготовления нитроновой пряжи, линейной плотности  $T=25$  текс,  $T=31$  текс для изготовления трикотажных изделий из смеси льняного волокна (20%), вискозы (30%), хлопка (50%);

- разработана промышленная линия по изготовлению нитроновой пряжи, линейной плотности  $T=42 \times 2$  текс (Тр-02-04);

- разработана и запатентована новая конструкция мотального механизма для мотальной машины, что дало возможность уменьшить обрывность пряжи на 20%;

- разработаны и запатентованы новые конструкции: кольцо-бегунок для прядильных и крутильных машин, что дало возможность уменьшить обрывность на 8%;

- разработана информационная программа переплетение, что дает возможность задавать необходимые параметры переплетений тканей, для получения необходимого дизайнерского эффекта; Результаты разработок дают возможность повысить эффективность изготовления текстильных материалов, расширять ассортимент вырабатываемой продукции [7, с.197].

Факторы, которые влияют на показатели качества процесса изготовления пряжи

№ п/п	Фактор	Обозначение фактора
1	2	3
1	Массовая доля компонентов сырьевого состава продукта (волокна)	$X_1$
2	Номинальная линейная плотность продукта по технологическим переходам	$X_2$
3	Удельная разрывная нагрузка продукта	$X_3$
4	Коэффициент кручения	$X_4$
5	Удлинение во время разрыва пряжи	$X_5$
6	Длина волокна	$X_6$
7	Коэффициент вариации по длине волокна	$X_7$
8	Вытяжка	$X_8$
9	Засоренность волокна	$X_9$
10	Влияние скоростных режимов оборудования	$X_{10}$
11	Влияние соотношения скорости рабочих органов	$X_{11}$
12	Влияние разводки между рабочими органами	$X_{12}$
13	Влияние гарнитуры	$X_{13}$



Приведена система уравнений для определения коэффициентов для одной из операций технологического цепочке изготовления пряжи, а именно, операций разрыхления, очистки, смешивания.

$$G_{12} = g_{12};$$

$$G_{19} = g_{19} + g_{12} \cdot g_{29};$$

$$G_{13} = g_{13} + g_{19} \cdot g_{93} + g_{12} \cdot g_{29} \cdot g_{93} + g_{12} \cdot g_{23};$$

$$G_{110} = g_{110} + g_{12} \cdot g_{210} + g_{19} \cdot g_{910} + g_{13} \cdot g_{310} + g_{12} \cdot g_{29} \cdot g_{910} + g_{12} \cdot g_{29} \cdot g_{93} \cdot g_{310} + g_{19} \cdot g_{93} \cdot g_{310} + g_{12} \cdot g_{29} \cdot g_{93} \cdot g_{310};$$

$$G_{1213} = g_{1213}$$

На каждом из технологических переходов, степень влияния показателей меняется. На качество пряжи, максимальное влияние имеют факторы: сырьевой состав, линейная плотность, разрывная нагрузка, разрывное удлинение, кручение и соотношение скоростей. Причинно-следственные связи при перемотке, основании и шлифовании пряжи определены аналогично. На качественные показатели пряжи, в процессах при перемотке влияет: разрывное удлинение нитей, скорость, кручение; при шликтовании – скорость шликтования и температура сушильных барабанов, что влияет на натяжение нитей и удельную плотность намотки нитей. По результатам решения регрессионных уравнений, построены графики зависимости неровности длины текстильных продуктов  $Y_1$ , количество примесей  $Y_2$ , плотность продукта  $Y_3$ , разрывная нагрузка  $Y_4$

Уравнение регрессии технологических переходов

№ п/п	Технологический переход	Уравнение регрессии
1	Разрыхление, смешивание, очистка	$Y_1 = 35,01 - 0,80X_1 + 3,12X_2$ $Y_2 = 20,94 - 0,12X_1 + 0,94X_2 - 0,03X_1X_2 + 0,050X_1^2 - 0,04X_2^2 + 0,1X_9 + 0,06X_9^2$ $Y_4 = 2,81 - 0,70X_1 + 0,87X_2 + 0,91X_3 - 0,03X_9 - 0,03X_1X_9 + 0,04X_3^2$
2	Чесание	$Y_1 = 5,41 - 0,14X_1 + 0,63X_2 - 0,15X_9$ $Y_2 = 0,94 + 0,02X_1 + 1,21X_9 - 1,72X_1X_9$ $Y_3 = 1,66 - 0,03X_1 - 0,84X_2 + 0,03X_1X_2$ $Y_4 = 19,32 - 0,12X_1 + 0,87X_2 + 1,82X_3 - 0,42X_1X_3 + 0,15X_3^2 - 3,12X_{10}$
3	Изготовление ленты	$Y_1 = 5,21 + 0,11X_1 - 0,14X_1X_2 + 0,15X_2 - 0,42X_{11} - 0,43X_9X_{11}$ $Y_3 = 2,75 - 0,02X_1 - 0,64X_2 + 0,02X_1X_2$ $Y_4 = 18,10 + 1,52X_2 + 0,78X_1X_2 + 30X_2^2 + 0,35X_{11} - 0,75X_6^2 + 0,52X_7^2$
4	Изготовление ровницы	$Y_1 = 1,3 + 0,15X_6 + 0,08X_7 + 0,01X_8 - 0,89X_{12} + 1,21X_{11}$ $Y_4 = 3,15 + 0,04X_8 + 0,03X_4 - 0,75X_6 + 0,21X_7^2$
5	Изготовление пряжи	$Y_1 = 15,40 + 1,28X_1 + 0,75X_2 - 0,89X_4 + 1,31X_8$ $Y_4 = 19,10 + 2,80X_3 + 1,953X_4 - 0,82X_{11} + 0,08X_3X_8 + 0,77X_6^2$
6	Перемотка пряжи	$Y_1 = 16,21 + 0,82X_1 + 0,44X_5 + 0,10X_{11} + 0,13X_2X_5$ $Y_4 = 12,75 + 0,93X_2 + 0,74X_5 - 0,09X_{11} + 1,30X_5X_{11}$

Согласно результатам исследований, были определены параметры, влияющие на эксплуатационные показатели текстильных материалов. Разработка мате-матической модели, подтвердила результаты

оценивания и расчеты определения влияния технологически-конструктивных параметров процесса прядения, причинно-следственным методом. Это дает возможность прогнозировать заданные свойства пряжи, ткани, трикотажа, учитывая технологическое оборудование для изготовления текстильных материалов [8,с.107].

Факторы, которые влияют на натяжение нитей основы и утка

№ п/п	Фактор	Обозначение фактора
1	Заправочное натяжение нитей основы	$X_1$
2	Параметры конструкции оборудования: величина заступа, положение скала, и т. д	$X_2$
3	Плотность нитей утка	$X_3$
4	Параметры конструкции оборудования: угол закручивания торсионного валика, величина прогиба пластины и т.д.	$X_4$

Результаты исследования значения поверхностной плотности

Вид ткани	Поверхностная плотность, г/м <sup>2</sup>		Погрешность, %
	Теоретическая	Экспериментальная	
Хлопчатобумажная ткань	144-404	146-410	2-6
Ткани из смеси хлопковых и льняных волокон	200-400	210-390	1-10

Следует отметить, что эти погрешности имеют место при контроле всего ассортимента тканей. Для конкретной ткани, погрешность не превышала 2,5%, что обеспечивает 95% вероятности полученных результатов. При исследовании поверхностной плотности тканей в процессе производства, были зафиксированы изменения деформационных характеристик данного материала, а именно значение разрывной нагрузки, что дало возможность сделать вывод о прямой зависимости между этими величинами [9,с.306].

Технические условия на бязь 142 (произведенные на станке АТПР-100)

№ п /п	Параметры	Норматив-ные данные	Экспе-римент	Приме-чание
1	2	3	4	5
1	Ширина ткани, см	91,3±1,5	90 – 92	-
2	Линейная плотность пряжи, текс: основа уток	29 29	29 29	-
3	Количество нитей в основе	2088	2088	72 нити кромки
4	Плотность нитей, шт основа уток	226±4% 211±6%	222-229 210 – 215	-
5	Ширина заправки по берду, см	98,3	98,2	-
6	Номер берда	105	105	-
7	Прохождение в зуб берда, количество нитей	2	2	-
8	Прохождение в зуб берда, кромка, количество нитей	3	3	-
9	Переплетение	полотняное	полотняное	-
10	Проработка, %: основа уток	6 81	6 8	-
11	Масса 1 м <sup>2</sup> в г.	140±7	135-142	-
12	Вытяжка основы,%	1,5	1,5	-
13	Прикл,%	4,1	4,1	-
14	Разрывная нагрузка полоски ткани 50 * 200 мм, Н: по основе по утоку	320 300	320 300	Сред. знач.
15	Расход пряжи на 100 погонных метров, кг: по основе по утоку по основе по утоку	6,346 6,264 6,389 6,273	6,345 6,265 6,390 6,274	Сред. знач.
16	Расход пряжи с учетом по основе, кг	6,548	6,54	-

Пользуясь полученными теоретическими закономерностями, решены задачи: проектирования и изготовления ткани с заданными эксплуатационными свойствами [10,с.147].

#### Заключение

Итак, эксплуатационные свойства текстильных материалов, зависят от поверхностной плотности в процессе производства, которые в свою

очередь зависят от конструктивных параметров оборудования. Для обеспечения равномерности физико-механических свойств текстильного материала, необходимо осуществлять контроль по показателям поверхностной плотности исходного продукта для ровности эксплуатационных характеристик, что возможно с использованием ультразвукового метода контроля поверхностной плотности. Для повышения качества текстильных материалов необходимо уменьшить на них влияние оборудования. Одна из проблем текстильной промышленности – это процесс перемотки пряжи, который является одним из основных этапов приготовления пряжи. Значение процесса перемотки повысилось с появлением и переработкой новых видов пряжи. Большое количество обрывов нитей, обусловленных процессом прядения, ликвидируется уже на мотальном оборудовании. В работе, существующих намоточных устройств, для мотальной машины, было изобретена и запатентована новая конструкция мотального барабанчика. Конструкция внедрена в производство, что привело к уменьшению разрывов на мотальной машине до 20%. Еще одной проблемой текстильных производств, является разрыв пряжи на крутильных машинах. Конструкция кольцо – бегунок, существенно влияет на качество текстильного материала по причине неравномерного натяжения нити и перекосов, которые имеют место в различных конструкциях. Такие же проблемы при изготовлении пряжи наблюдаются и на крутильных машинах. По результатам теоретических и экспериментальных исследований, были внедрены на производстве, новые конструкции: кольцо-бегунок для крутильных машин, конструктивные параметры которых уменьшили разрыв пряжи. Такое конструктивное решение обеспечивает более высокое качество пряжи. Исследована и разработана технология получения двух и трехкомпонентной смешанной пряжи. В состав пряжи входят модифицированное льняное и хлопковое волокно (в соотношении 60:40), а трехкомпонентная пряжа содержит льняное, хлопковое и вискозное волокно (60: 30: 10). Изготовлены виды пряжи по кардной системе прядения, на действующем оборудовании. Для производства пряжи, с линейной плотностью  $T=50$  текс и разрывной нагрузкой  $7,5$  сН / текс, проведены рациональные параметры технологического процесса, согласно полученным результатам анализа и синтеза технологии прядения. Повышение процентного содержания льна в смеси, приводит к снижению физико-механических свойств и резкого увеличения содержания льна в отходах. Состав: льняные волокна 20-23%, вискозные волокна 30-32% , одинарная пряденая нить из хлопковых волокон 50-45%. Изготовлена смешанная пряжа со спроектированными свойствами, запатентована технологией изготовления и разработаны технологические регламенты. Расхождение между теоретическими и экспериментальными значениями не превышает погрешности 5%.

### Использованные источники:

- [1].Краснянская А.М., Моделирование процесса получения пряжи из волокна физико-механическим способом / Вестник Технологического университета №3 – Ч. 1. –2001.- [с.194].
- [2].В. И. Кравцов, Надвилло А. М. математическая модель выбора оптимальных параметров гибких деформируемых элементов / Вестник №5. – 2001. – [с.41].
- [3].Основные направления в исследовании новых технологий по переработке волокнистых культур, Вестник. №1 – Ч. 1. –2001.- [с.11].
- [4].Зависимость качественных показателей текстильных продуктов от качественных показателей сырья и конструкционных параметров оборудования. ХГТУ. – №2 (12). – 2006. – [с. 173].
- [5].Прогнозирование свойства пряжи для изготовления трикотажных изделий / Вестник № 6. – 2006. – [с.240].
- [6].Загара О. В., пути совершенствования технологии формирования упаковок на мотальных машинах. Вестник. КНУТД, №2, 2003. [с.75].
- [7].Загара А.В., Прохорова А., Разработка конструкции мотальной машины для улучшения структуры / ХГТУ. – №1 (8). – 2004. – [с. 197].
- [8].Определение зависимости механических параметров технологического оборудования с помощью планирования / №6. - 2002 – [с. 107].
- [9].Оценка короткого волокна льна для переработки на оборудовании хлопкопрядильных производств / Вестник государственного технического университета. -2000. - №3. – [с. 306].
- [10]. Орешка С.П., Климчук Г.П., Разработка основ теоретической оптимизации смесей на основе геометрических параметров волокон / Херсон. – №4. – 2000. – [с. 147]
- [11]. Хайдаров Х.Х. Исмаилов Н.Т. Журнал «Интернаука» Целесообразность использования армирования пряжи для утилизации волокнистых отходов. № 5 (134), Часть1, 2020 г. 58 с
- [12]. Хайдаров Х.Х. Исмаилов Н.Т. Журнал «Интернаука» Целесообразность использования армирования пряжи для утилизации волокнистых отходов. № 5 (134), Часть1, 2020 г. 58 с

*Кальдинов А.И.  
студент магистратуры  
программа Государственное управление  
Калмыцкий государственный университет имени Б.Б.Городовикова  
г. Элиста*

## **ИНФОРМАЦИОННАЯ БЕЗОПАСНОСТЬ КАК НЕОБХОДИМОЕ УСЛОВИЕ РАЗВИТИЯ ЭКОНОМИКИ ЦИФРОВОГО ТИПА**

*Аннотация: Цифровая экономика стремительно вытесняет старый уклад во всех сферах деятельности современного общества. Трансформируется частная жизнь и рабочие места, появляются новые профессии и инструменты взаимодействия. В эпоху столь масштабных преобразований все большую актуальность принимает проблема информационной безопасности в организациях, учреждениях, органах власти.*

*Ключевые слова: цифровая экономика, информационная безопасность, государственное управление, национальная безопасность.*

*Kalinov A.I.  
undergraduate  
program Public Administration  
Kalmyk state University named after B.B. Gorodovikov  
Elista*

## **INFORMATION SECURITY AS A NECESSARY CONDITION FOR THE DEVELOPMENT OF A DIGITAL ECONOMY**

*Abstract: the Digital economy is rapidly replacing the old way of life in all spheres of modern society. Private life and workplaces are being transformed, and new professions and interaction tools are emerging. In the era of such large-scale transformations, the problem of information security in organizations, institutions, and authorities is becoming increasingly relevant.*

*Keywords: digital economy, information security, public administration, national security.*

Изменения системы хозяйственных отношений, связанные с глобальным процессом цифровой трансформации всех сфер жизнедеятельности общества, сформируют новую социально-экономическую реальность. Согласно Указу Президента РФ № 203 от 09.05.2017 «О Стратегии развития информационного общества в Российской Федерации на 2017–2030 годы» цифровая экономика – это



хозяйственная деятельность, в которой ключевым фактором производства являются данные в цифровом виде, обработка больших объемов и использование результатов анализа которых по сравнению с традиционными формами хозяйствования позволяют существенно повысить эффективность различных видов производства, технологий, оборудования, хранения, продажи, доставки товаров и услуг.[1]

В рамках государственной программы «Цифровая экономика Российской Федерации», утвержденной распоряжением Правительства РФ от 28.07.2017 № 1632-р определены базовые сквозные цифровые технологии.[2]

Интеграция сфер жизнедеятельности общества при помощи сквозных технологий повлечет за собой значительные системные изменения, в частности, формирование новой структуры экономической системы и новой конфигурации связей. Глобальная цифровая экономическая система будет представлять собой огромный, предельно интегрированный при помощи информационных процессов организм – сеть, где элементы непрерывно обмениваются друг с другом огромными объемами данных, а результаты их обработки используются в производстве продуктов и услуг. Такие преобразования неизбежно будут порождать большое количество сложных проблем и потенциальных угроз, в особенности в сфере обеспечения информационной безопасности.[3]

Цифровая экономика стремительно вытесняет старый уклад во всех сферах деятельности современного общества. В эпоху столь масштабных преобразований все большую актуальность принимает проблема информационной безопасности в организациях. Благодаря цифровой экономике повышается эффективность всех отраслей за счет использования информационных технологий; качественно и количественно увеличиваются возможности совершения через компьютер практически всех операций, среди которых предоставление/получение различных услуг и выполнение транзакций. Однако, помимо ряда преимуществ, цифровая трансформация несет и определенные риски. Таким образом, крайне остро встает вопрос обеспечения информационной безопасности как различных госструктур, так и персональных данных и коммерческих организаций.[4]

В России отношения по поводу защиты информации в условиях развития цифровой экономики регулируются Федеральным законом РФ «Об информации, информационных технологиях и о защите информации» от 27.07.2006 №149-ФЗ, а также Доктриной информационной безопасности РФ, утвержденной Указом Президента Российской Федерации от 05.12.2016 г. №646, и Программой «Цифровая экономика Российской Федерации», утвержденной Распоряжением Правительства РФ от 28.07.2017 г. №1632-р.

На сегодняшний день, в мире есть три основных направления для развития экономики будущего: американское – «digital economy», китайское – «интернет экономика» и российское – «цифровая экономика». В основу

североамериканской стратегии заложен постулат о том, что в связи с неуклонным увеличением объемов информации ее (и это совершенно справедливо) необходимо соответствующим образом охранять. Россия предлагает свой вариант создания цифровой экономики.[4]

Следует отметить, что кроме положительных моментов подобная цифровая трансформация сопровождается и определенными рисками. Связано это с тем, что часть информации, которая принадлежит потребителям данных информационных услуг, как физическим, так и юридическим лицам носит конфиденциальный характер, подвержена таким угрозам, как ее потеря или доступ к ней иных физических и юридических лиц.[5]

В данных условиях глобальные масштабы обретает вопрос защиты персональных данных. Личная информация становится одним из ценнейших активов. Наблюдается рост случаев утечки информации. Известно, что недостоверность или замена некоторой информации может нанести серьезный материальный и моральный вред. В данных условиях крайне актуален вопрос обеспечения информационной безопасности государственных структур, персональных данных и информации, принадлежащей коммерческим структурам. Прежде всего, информационная безопасность в России является зрелой и вполне успешной отраслью экономики, понимающей не только свои задачи, но и методы их решения.[6]

Информационная безопасность – довольно емкое и многогранное понятие. Информационную безопасность отождествляют с защищенностью информации и инфраструктуры ее поддерживающей от воздействий, способных привести к неприемлемому ущербу субъектов информационных отношений, включая владельцев и пользователей информации. Подобные воздействия могут принимать различные формы, а именно быть случайными или преднамеренными, носить естественный или искусственный характер.[7]

В России информационная безопасность цифровой экономики развивалась в так называемых «тепличных» условиях, когда информационная безопасность подвергала более жесткому регулированию, нежели самостоятельно развивающаяся отрасль информационных технологий. Тем не менее, сегодняшний рынок демонстрирует довольно неплохие результаты.

Сегодня российский рынок представлен десятками успешных сервиспровайдеров и фирм, специализирующихся на производстве и интеграции современных информационных технологий. Фактически национальный рынок насыщен отечественными товаропроизводителями. В то же время распространение информационных технологий в различные отрасли экономики, будь то «умные города», онлайн торговля или электронные госуслуги, привело к необходимости повышения технологий защиты.

Одним из наиболее ярких примеров обеспечения информационной безопасности в экономической сфере выступает развитие биометрических технологий защиты, когда касанием пальца идентифицируется и подтверждается личность человека. Также одним из наиболее распространенных в современной бизнеспрактике инструментов выступает использование электронных цифровых подписей, содержащих в себе определенный цифровой код. Подобные технологии активно используются в системе государственных закупок и электронных торгов, а также при сдаче отчетности в контролирующие органы.[8]

Таким образом основными направлениями обеспечения информационной безопасности в условиях цифровой трансформации являются: устранение зависимости российской промышленности от информационных технологий иностранного производства, а также средств обеспечения информационной безопасности посредством развития и широкого внедрения разработок отечественного производства и оказания услуг, производства продукции на их основе; развитие российских конкурентоспособных технологий производства электронных компонентов, обеспечение потребности внутреннего рынка в этой продукции и выведение такой продукции на мировой рынок; совершенствование регулирования цифровой экономики.[9]

#### **Использованные источники:**

1. О Стратегии развития информационного общества в Российской Федерации на 2017-2030 годы: Указ Президента Рос. Федерации от 09.05.2017 № 203
2. Об утверждении программы Цифровая экономика Российской Федерации: распоряжение Правительства Рос. Федерации от 28.07.2017 № 1632-р
3. Филиппов В.П., Музалевский А.В. Потенциальные угрозы информационной безопасности цифровой экономики в системе метрологического обеспечения // Труды Крыловского государственного научного центра. 2020. № 1 (391). С. 209-218.
4. Информационная безопасность в мире цифровой экономики. URL: <https://iecp.ru/articles/item/411822-proyekt-informatsionnaya-bezopasnost-v-mire-tsifrovoy-ekonomiki>
5. Аверьянов М.А., Евтушенко С.Н., Кочеткова Е.Ю. Цифровое общество: Новые вызовы // Экономические стратегии. 2016. № 7 (141). С. 90–91.
6. Хочуева Ф.А., Шугунов Т.Л., Жуков А.З., Ингушев Ч.Х. Информационная безопасность сквозь призму цифровой экономики // Современные наукоемкие технологии. – 2018. – № 11-1. – С. 65-71; URL: <http://top-technologies.ru/ru/article/view?id=37239>
7. Куропятник Д.Л. Информационная безопасность как необходимое условие развития экономики цифрового типа // Новая наука: новые вызовы. Сборник научных трудов X Всероссийской научно-практической

конференции. Издательство: АНОДПО «Институт стандартизации, сертификации и метрологии» (Краснодар). 2019. С.58-62.

8. Куропятник Д.Л. Информационная безопасность как необходимое условие развития экономики цифрового типа // Новая наука: новые вызовы. Сборник научных трудов X Всероссийской научно-практической конференции. Издательство: АНОДПО «Институт стандартизации, сертификации и метрологии» (Краснодар). 2019. С.58-62.

9. Тоболкина А.С. Государственное обеспечение информационной и экономической безопасности в условиях цифровой экономики // В сборнике: Трансформация права в информационном обществе. Материалы I Всероссийского научно-практического форума молодых ученых и студентов. Екатеринбург. 2019. С. 525-530.

*Камилова Н.А., к.э.н.  
доцент  
Самаркандский институт экономики и сервиса  
Республика Узбекистан*

## **ИНТЕРПРЕТАЦИЯ ПОНЯТИЯ «БЕДНОСТЬ» И ПОВЫШЕНИЕ УРОВНЯ БЛАГОСОСТОЯНИЯ НАСЕЛЕНИЯ УЗБЕКИСТАНА**

*Аннотация. Проблема бедности волнует человеческое общество с давних времен. Но, несмотря на это, человечеству так и не удалось решить эту проблему. И, как это ни парадоксально, бедность продолжает оставаться неотъемлемой чертой любого общества. Бедность имеет многоплановый характер и причины. Ее нельзя победить одним лишь увеличением пособий, созданием рабочих мест, обеспечением доступа к кредитам для организации бизнеса или улучшением жилищных условий.*

*Ключевые слова. Бедность, социальное неравенство, минимальная потребность, абсолютная концепция бедности, международная черта бедности, национальная черта бедности, прожиточный минимум, уровень благосостояния.*

*Kamilova N. A., Ph. D.  
associate Professor  
Samarkand Institute of Economics and service  
Republic of Uzbekistan*

## **INTERPRETATION OF THE CONCEPT OF "POVERTY" AND IMPROVING THE WELL-BEING OF THE POPULATION OF UZBEKISTAN**

*Abstract. The problem of poverty has been of concern to human society since ancient times. But, despite this, humanity has not been able to solve this problem. And, paradoxically, poverty continues to be an inherent feature of any society. Poverty is multidimensional in nature and causes. It cannot be defeated by increasing benefits, creating jobs, providing access to credit for starting a business, or improving housing conditions.*

*Keywords. Poverty, social inequality, minimum need, absolute concept of poverty, international poverty line, national poverty line, cost of living, the level of well-being.*

Проблема бедности волнует человеческое общество с давних времен. Но, несмотря на это, человечеству так и не удалось решить эту проблему. И,

как это ни парадоксально, бедность продолжает оставаться неотъемлемой чертой любого общества.

Борьба против бедности и неравенства одна из главных задач социально-экономической политики каждого государства. До сегодняшних дней нет единой методике по решению данной проблемы, так как каждый случай требует индивидуального подхода в разрезе уровня, характера и особенностей социально-экономического развития страны.

Бедность-это «выраженное снижение благосостояния», то есть экономическое состояние индивида или группы индивидов, при котором они не могут удовлетворить определённый круг минимальных потребностей, необходимых для жизни, сохранения и улучшения работоспособности, а также продолжения и увеличения числа потомков

За последние годы в контексте экономического развития Узбекистана вопросы сокращения бедности и роста доходов всех слоёв населения являются стратегической задачей государства. В связи с этим Президент Республики Узбекистан Шавкат Мирзиёев в своём Послании Олий Мажлису от 24 января 2020 года впервые озвучил проблему бедности и поручил совместно со Всемирным банком и Программой развития ООН и другими международными организациями разработать программу сокращения бедности: «повышение благосостояния людей и усиление их социальной защиты останутся в числе наших самых главных задач. Снижение бедности требует реализации комплексной экономической и социальной политики – от стимулирования предпринимательской активности до мобилизации способностей и потенциала населения, создания новых рабочих мест»<sup>54</sup>.

Бедность является следствием разнообразных и взаимосвязанных причин, которые объединяются в следующие группы:

- экономическая (безработица, экономическое неравенство, в том числе низкая заработная плата, низкая производительность труда, неконкурентоспособность отрасли);
- социально-медицинская (инвалидность, старость, высокий уровень заболеваемости);
- демографическая (неполные семьи, большое количество иждивенцев в семье, перенаселение);
- образовательно-квалификационная (низкий уровень образования, недостаточная профессиональная подготовка);
- политическая (военные конфликты, вынужденная миграция);
- регионально-географическая (неравномерное развитие регионов).

По мнению экспертов международной гуманитарной организации «Оксфам», причинами роста бедности и социального неравенства в мире, начиная с 2010 года, также могут быть - уклонение состоятельных людей от

---

<sup>54</sup> Послание Президента Республики Узбекистан Шавката Мирзиёева Олий Мажлису Республики Узбекистан от 24 января 2020 года. //www. uza.uz.



уплаты налогов; сокращение зарплаты рабочих; увеличение разницы между минимальным и максимальным уровнями оплаты труда и др.

Разбираясь в вопросах бедности, можно выделить три концепции бедности: абсолютную, относительную и субъективную концепции.

Абсолютная концепция бедности основывается на сопоставлении минимальных потребностей, которые должны быть удовлетворены посредством аналогичного размера материальных ресурсов, требуемых для удовлетворения этих потребностей. К бедным относятся люди с доходом ниже стоимостной оценки минимальных потребностей, а также если их основные жизненно важные потребности не удовлетворяются в достаточной степени.

Всемирный банк в этих целях использует показатель уровня абсолютной бедности, который сравнивается с уровнем потребления, включающим стоимость потребления продуктов собственного производства. Уровень порога абсолютной бедности периодически пересматривается: до 2008 года – он составлял 1\$ в день; с 2008-2015 гг. – 1,25 \$ в день; начиная с 2016 года – 1,9\$ в день.

Согласно приведённым данным сегодня примерно четверть населения мира живёт ниже официальной черты бедности, когда люди получают настолько низкий доход, что не в состоянии достигнуть даже критического минимума в питании. Три беднейших страны мира Демократическая Республика Конго, Либерия и Бурунди находятся ниже этой черты бедности.

Кроме того, около 1,4 миллиарда человек живёт в условиях абсолютной нищеты, или примерно один из пяти человек в мире – большинство из них граждане стран со средним уровнем дохода. Даже в ряде богатых стран, таких как США и Япония, один из шести человек живет в условиях относительной бедности.

В большинстве зарубежных стран и странах СНГ принято измерять абсолютный уровень бедности<sup>55</sup>. Например, правительство США в 2012 году установило черту бедности на уровне 23050\$ годового дохода<sup>56</sup> для семьи, состоящей из 4 человек<sup>57</sup>. Но, несмотря на это многие американцы остались за этой чертой бедности. Таким образом, можно заключить, что, если в государстве есть некая черта или предел бедности, она не застраховывает, ни государство, ни уязвимый слой населения от нищеты.

В странах СНГ для оценки абсолютной бедности используются показатели прожиточного минимума и национальной черты бедности.

---

<sup>55</sup> Абсолютная бедность означает неудовлетворение или частичное удовлетворение первичных потребностей<sup>55</sup>.

<sup>56</sup> Денежный доход включает заработную плату, доход от самозанятости, номинальный инвестиционный доход, выплаты по социальному обеспечению, безработице.

<sup>57</sup> Пороговый уровень бедности дифференцируется в зависимости от размера и возрастного состава семей.

Прожиточный минимум представляет собой стоимостную оценку потребительской корзины, включающей минимальные наборы продуктов питания, непродовольственных товаров и услуг, необходимых для сохранения здоровья человека и обеспечения его жизнедеятельности, а также обязательные платежи и сборы. Или прожиточный минимум устанавливает ту черту, за которой человек не сможет удовлетворить самые необходимые потребности, за которой бедность превращается в нищету. Состав прожиточного минимума во многих странах СНГ определяется законодательно и пересматривается с разной периодичностью в различные сроки (табл.1).

**Таблица 1.**

**Доля населения, живущего за чертой бедности, установленной на национальном уровне (в % ко всему населению)<sup>58</sup>**

Страна	2015	2016	2017	2018
Азербайджан	4,9	5,9	5,4	5,1
Армения	29,8	29,4	25,7	23,5
Беларусь	5,1	5,7	5,9	5,6
Казахстан	2,7	2,6	2,6	4,3 <sup>59</sup>
Кыргызстан	32,1	25,4	25,6	22,4
Молдова	9,6	...	...	...
Россия	13,4	13,2	12,9	12,6
Таджикистан	31,0	30,3	29,5	27,4
Узбекистан	12,8	12,3	11,9	11,4

Национальная черта бедности – основывается на расчётах стоимости продовольственной и непродовольственной корзины. Расчёт продовольственной корзины должен обеспечивать суточную физиологическую норму на душу населения. Так, например, в Армении суточная норма составляет 2232 ккал, в Кыргызстане – 2100 ккал, в Таджикистане – 2250 ккал.

Несмотря на то, что согласно данным Всемирного Банка Узбекистан входит в группу стран со средним уровнем национального дохода на душу населения (1533\$ на человека в год), в 2018 году Узбекистан занял 8-е место в списке беднейших стран мира<sup>60</sup>. На сегодняшний день население Узбекистана втрое беднее соседнего Казахстана и в шесть раз – Российской Федерации. «По предварительным расчётам, 12-15 процентов или 4-5 миллионов населения Узбекистана находится в состоянии бедности», проживающих, в первую очередь, в сельской местности и маленьких

<sup>58</sup> Статистическая оценка бедности и неравенства в странах СНГ (до мировой пандемии). //www.dx.doi.org.

<sup>59</sup> В Казахстане с 1 января 2018 г. изменен состав прожиточного минимума.

<sup>60</sup> Согласно данным доклада международной компании «Focus Economics».

посёлках. Это означает, что ежедневный доход этой категории населения не превышает 10-13 тысяч сумов.

Одна из самых сложных проблем, стоящих перед страной, является нехватка возможности трудоустройства, при этом различия между сельскими и городскими районами остаются большими. Высокий уровень безработицы и низкая заработная плата являются причиной массовой трудовой миграции в Россию и Казахстан. Денежные переводы трудовых мигрантов составляют от 12 до 15 процентов ВВП страны. В сфере государственного управления по-прежнему требуются дальнейшие реформы для совершенствования системы принятия решений с учетом всех слоев населения, повышения прозрачности и открытости государственных органов. Другими актуальными задачами являются повышение осведомленности общественности о принципах прав человека и обеспечение их соблюдения, обеспечение доступа социально уязвимых групп населения к правосудию, а также содействие гендерному равенству.

Узбекистан сталкивается с рядом экологических проблем, которые усугубляются географией и климатом страны, ее быстро растущим населением и теми видами осуществляемой в ней экономической деятельности, которые вредят ее хрупкой экосистеме. Актуальна задача обеспечения доступа населения к питьевой воде на фоне катастрофы Аральского моря с ее социально-экономическими и экологическими последствиями и негативным воздействием на здоровье и жизнедеятельность местного населения. Всеобщая декларация прав человека устанавливает, что каждый человек имеет право на такой уровень жизни, который необходим для поддержания здоровья и благосостояния его самого и его семьи, включая пищу, одежду, жилище, медицинский уход и необходимое социальное обслуживание, право на обеспечение на случай безработицы, болезни, инвалидности, вдовства, наступления старости или иного случая утраты средств к существованию по независящим от него обстоятельствам.

Необходимо пересмотреть и существующую систему трудоустройства и выделения пособий безработным гражданам. В настоящее время уровень безработицы в стране составляет 9,1 процента. Министр занятости и трудовых отношений Ш. Кудбиев признался, что пособие по безработице в Узбекистане не выполняет экономическую функцию: «Кто обращается за пособиями по безработице? Можно сказать, что никто. Потому что пособие по безработице не несёт функциональную или экономическую нагрузку...».

Важно отметить, что проблема бедности имеет многоплановый характер и причины. Ее нельзя победить одним лишь увеличением пособий, созданием рабочих мест, обеспечением доступа к кредитам для организации бизнеса или улучшением жилищных условий. «Сокращение бедности не означает повышения размеров заработной платы или пособий». Как было

подчёркнуто выше - безработица, низкий уровень образования, инвалидность, плохое здоровье - это те факторы, которые зачастую и должны учитываться при борьбе с бедностью.

Страны с высоким уровнем расслоения населения по показателю дохода и бедности, могут значительно уменьшить неравенство и бедность путём государственного вмешательства. Чтобы разрешить бедным и малоимущим людям выбраться из нищеты за счёт собственных усилий, нам необходимо уравнивать условия для детей, посредством улучшения образовательной системы и благосостояния; расширить доступ к рабочим местам и не допустить ситуации, когда богатые и влиятельные будут манипулировать рынками. Современный мир производит достаточно материальных благ, чтобы победить абсолютную бедность. Складывающуюся ситуацию социальной напряжённости, бедности, коррупции и голода можно исключить лишь совместными усилиями всего мирового сообщества.

По нашему мнению, проблема бедности должна решаться комплексно: во-первых, необходимо создать условия, позволяющие работающему населению зарабатывать достаточно для того, чтобы семья не пребывала в состоянии бедности. С этой целью определить в республике уровень минимального размера оплаты труда, максимально приближенной к прожиточному минимуму;

во-вторых, необходимо создать эффективную систему поддержки социально уязвимых групп населения: инвалидов, престарелых, семей с высокой иждивенческой нагрузкой, лиц, находящихся в экстремальных ситуациях;

в-третьих, необходимо противостоять дискриминации бедных при доступе к бесплатным и дотируемым социальным услугам.

Необходимо также обеспечить условия для самостоятельного выхода населения из бедности:

-обеспечить институциональное регулирование рынка труда, предполагающее совершенствование механизмов практической реализации правовых норм о труде;

-обеспечить легализацию неформальных моделей поведения как работодателей, так и наёмных работников;

-обеспечить достойную оплату труда;

-снизить реальную налоговую нагрузку на заработную плату;

-обеспечить содействие занятости, в том числе за счёт общественных работ и создания временных рабочих мест, и реальную, действенную помощь в случае безработицы.

Как показывает мировой опыт, эффективная борьба с бедностью возможна только в условиях оживления национального производства, роста предпринимательской активности, производительности и мотивации к труду. Все экономические, финансовые и иные государственные меры

должны быть направлены только на это оживление. Дополнительно следует выбрать приоритетом социальной политики обеспечение приемлемого уровня жизни для тех, кто не способен самостоятельно обеспечить достойный уровень жизни. Вместе с тем, перед Узбекистаном стоит задача улучшения интегрированности страны с региональными и глобальными рынками, так как создание благоприятного инвестиционного климата также служит главным фактором экономического роста и сокращения бедности.

**Использованные источники:**

1. Узбекистон тарихи ( История Узбекистана). –Тошкент.: Давр Пресс, 2010.
2. Гафуров Б.Г. Таджики. –Душанбе: Дониш, 1989.

*Караева К.Н.*  
*Ўзбекистон давлат жаҳон тиллари университети*  
*Тошкент, Ўзбекистон*

## **ЧЕТ ТИЛ ЎҚИТИШНИНГ ДИДАКТИК АСОСЛАРИ ХУСУСИДА**

*Аннотация: Мазкур мақола чет тил ўқитиш жараёнини ташиқил этиши ва дастурий хужжатларда белгилаб қўйилган дидактик принциплар татбиғи масаласини ўрганиши ва тадқиқ этишидек мақсадга эришишида дидактик қонун қоидалар ва принциплар татбиғи муаммоларини тадқиқ этишига бағшилланган.*

*Калит сўзлар: коммуникатив, мултилингвал, мултимаданий, компетенция, лингводидактика.*

*Караева К.Н.*  
*Узбекский государственный университет мировых языков*  
*Ташкент, Узбекистан*

## **О ДИДАКТИЧЕСКИХ ОСНОВАХ ОБУЧЕНИЯ ИНОСТРАННОМУ ЯЗЫКУ**

*Аннотация: Данная статья посвящена изучению проблем применения дидактических законов и принципов в организации процесса обучения иностранному языку, а также изучению и исследованию применения дидактических принципов, изложенных в программных документах.*

*Ключевые слова: коммуникативный, многоязычный, мультикультурный, компетентность, лингводидактика.*

*Karayeva K.N.*  
*Uzbekistan State University of World Languages*  
*Tashkent, Uzbekistan*

## **ON THE DIDACTIC BASIS OF FOREIGN LANGUAGE TEACHING**

*Abstract: This article is devoted to the study of the problems of the application of didactic laws and principles in the organization of the process of teaching a foreign language, as well as the study and research of the application of didactic principles set forth in the program documents.*

*Key words: communicative, multilingual, multicultural, competence, linguodidactics.*



Чет тил ўқитиш жараёнида дидактик принциплар татбиғи масаласини ўрганиш ва тадқиқ этиш методика фанининг дидактик асосларини кўриб чиқишни тақозо этади. Маълумки, чет тил ўқитиш методикаси педагогика фанлар сирасига киради ва педагогиканинг асосий тармоғи бўлган дидактика қонуниятлаирга бўйсунди. Дидактика таълимнинг умумий назариялари билан шуғулланувчи фан сифатида чет тил ўқитиш методикаси назарий асосларини белгилаб беради ва ушбу фан хусусиятларидан келиб чиққан ҳолда татбиқ этилади. Бунинг асосий сабаби шундаки, психология, педагогика, дидактика, методика каби фанлар асосий объекти битта, яъни таълим жараёни ҳисобланади. Ҳар бир соҳа ушбу объект – таълим жараёнини ўз мақсад ва вазифаларидан келиб чиқиб ўрганади, тадқиқ этади[2-4].

Ўтган аср охирида пайдо бўлган, бугунги кунда кенг қўлланилаётган “лингводидактика” (тил таълимшунослиги) атамаси ҳам чет тил ўқитишнинг чуқур дидактик асосига эга эканлигини исботидир.

Чет тил ўқитиш методикаси, психология, психоллингвистика, педагогика–дидактика, лингвистика ва бошқа фанлар билан узвий боғлиқ бўлиб уларга асосланган ҳолда ривожланади, такомиллашади. Дидактика ва методиканинг узвий боғлиқлиги, ҳамда мустақил фанлар сифатида улар ўртасидаги тафовутларни рус олими В.В. Краевский ўз илмий ишларида тадқиқ этган. Олим турли даврларда методика мустақил фан эмас, дидактиканинг амалиётга татбиғи (амалий дидактика, амалий тилшунослик) сифатида қаралганлигини, бугунги кунга келиб эса замонавий методика ўз мустақил назарий асосига, тадқиқот методларига, предмет ва объектига эга алоҳида фан бўлиб шаклланганлигини, ривожланиб бораётганини далиллаб берган ва ҳар қандай методик тадқиқот аниқ бир фан таълимида пайдо бўладиган муаммоларни ҳал этишга қаратилган бўлишини айтиб ўтган. [В.В. Краевский]. Муаллиф такидлаганидек методика фанининг дидактик пойдеворини мустаҳкамлаш, уни самарали татбиқ этиш бу соҳада чуқур илмий изланишлар олиб бориш заруратини туғдиради[3].

Шубҳасиз, республикамизда кўп миллатли, мультилингвал ва мультимаданий хусусиятларга эга шароитда чет тил ва маданиятини, урф-одатларини, анъаналарини, тарихи, санъатини интеграллашган ҳолда ўз маданияти ва тили билан қиёслаб ўрганиш ва ўргатиш унинг психологик, дидактик, лингвистик, психоллингвистик пойдевори мустаҳкам бўлишини талаб этади. Бунинг учун чет тил фани мақоми ва уни ўқитишнинг ўзига хос хусусиятларидан келиб чиққан ҳолда дидактик принциплар қандай татбиқ этилишини кўриб чиқиш лозим.

Бу ҳақда қатор олимлар Л.В. Шчерба, И.В. Рахманов, И.А. Зимняя, Н.И. Гез, Н.Д. Гальскова, (Россия), Ўзбекистонда М. Жусупов, Ж.Жалолов, С. Сайдалиев ва бошқаларнинг ишларида фикр ва мулоҳазалар билдирилган. Чет тил предметининг бошқа фанларга қиёсан қандай мақомга эга эканлигига эътибор қаратилган. Манбаларда кўрсатилишича “Чет тил”

(Иностранный язык) тушунчаси XVIII асрнинг иккинчи ярмида пайдо бўлиб, ўқув предмети мақомини олган ва бугунги кунда ҳам таълим тизимининг турли босқичларида ўз мақомига эга фан сифатида ўқитилади:

- умумтаълимий мақом (мактабгача таълим, умумий ўрта таълим мактаблари, касб-хунар коллежи, академик лицей, номутахассис ОТМ (ESP));

- мутахассислик тили мақоми (чет тил мутахассислиги ОТМ);

- иккинчи мутахассислик тили мақоми.

Чет тил предмети мақомини аниқ белгилаб олиш, биринчидан, унинг асосий хусусиятларини очиб беришга ёрдам беради. Чет тилдан ДТС, ўқув дастурларида белгиланган ва манбаларда санаб ўтилган таърифларга биз чет тилнинг миллатлараро, тиллараро ва маданиятлараро алоқа воситаси мақомини ҳам алоҳида ажратиб кўрсатиш лозим деб ҳисоблаймиз, зеро пировард натижа этиб белгиланган коммуникатив компетенция, яъни CEFR да ишлаб чиқилган A<sub>1,2</sub> B<sub>1,2</sub> C<sub>1,2</sub> даражаларни эгаллашдан муддао ва мақсад ҳам шуни тақазо этади[1].

Иккинчидан, чет тил предметининг таълим тизимидаги мақоми, эгаллаган мавқеи муайян ўқитиш шароитини, мақсадларини, мазмунини, метод, принцип ва воситаларини белгилаб беради.

Чет тилини “ўқитиш шароити” тушунчаси ўз ичига қуйидагиларни қамраб олади:

- ўқув муассасаси тури (мактабгача таълим, умумий ўрта таълим мактаби, академик лицей, касб–хунар коллежи, номутахассис ва мутахассислик ОТМ);

- ўқувчининг ёш психологик хусусиятлари;

- ўқувчининг тил тажрибаси;

- ажратилган соатлар миқдори.

Соатларни белгилашда нималарга эътибор қаратиш ва асосланиш лозимлигини аниқлаб олиш зарур.

Бугунги кунда чет тилларни ўқитиш тўғрисидаги давлат ҳужжатлари, қарорлари, ДТС ва ўқув дастурларида белгилаб берилган таълим мақсадлари қуйидагилардир: (ДТС, ўқув дастурларини бериш керак).

1) коммуникатив (амалий) мақсад ўқувчининг мультилингвал ва мультимаданий шароитда чет тилда коммуникатив (мулоқат) компетенциясини ривожлантириш;

2) тарбиявий мақсад чет тили орқали ўқувчида ахлоқий, ақлий, эстетик, ватанпарварлик, бағрикенглик, миллий ифтихор ва бошқа ҳислатларни тарбиялашни назарда тутади;

3) умумтаълимий мақсад - чет тил ва унинг маданияти урф-одатлари, ананалари, тарихи ва санъатини интеграллашган ҳолда ўргатиш ва ўрганиш натижасида янги олам манзарасини эгаллаган иккиламчи шахсни камолга етказиш;

4) ривожлантирувчи мақсад – ўқувчи ақлий фаолияти, тафаккурини ривожлантириш, ҳиссиётларни камол топтириш ҳамда чет тилни ўрганиш мотивациясини ўстиришдан иборат.

Юқорида санаб ўтилган мақсадларга кўра таълим мазмуни танлаб олинади. У қуйидаги компонентларни ўз ичига олади:

- тил компетенцияси (лексик, грамматик, фонетик компетенциялар);

- нутқ компетенцияси (тинглаб тушуниш, гапириш, ўқиш, ёзув ва таржима компетенциялари);

- мавзулар ва нутқ вазиятлари.

Юқорида айтиб ўтилганидек, чет тил предмети мақомини аниқлаб олишдан кўзланган мақсад унинг бошқа предметлардан фарқловчи ўзига хос хусусиятларини ажратиб олиш ва шу хусусиятларни ҳисобга олган ҳолда тадқиқотда белгиланган вазифаларни амалга оширишдан иборат.

Чет тил предметининг бошқа фанлардан фарқловчи ўзига хос хусусиятлари шундаки (она тили билан қиёслаганда):

- турли ўқув муассасалари таълим тизимида чет тил амалий фаолиятига ўргатувчи, ўқувчилар коммуникатив компетенциясини шакллантирувчи, ривожлантириувчи ва такомиллаштирувчи фан ҳисобланади. Унинг бу хусусияти чет тил ўқитиш мақсадларида намоён бўлади.

- чет тил бир вақтнинг ўзида таълим мақсади ва воситаси ҳисобланади ва зарур ахборотни олиш ва узатиш орқали нутқий ва лингвомаданий компетенцияларни ўргатишга йўналтирилган;

- чет тил, асосан, сунъий муҳит шароитида ўргатилади;

- она тили билан қиёслаганда ўқувчи она тилини ўрганиши жараёнида тафаккур шаклланади, чет тилда эса ривожланади;

- чет тил ўргатиш, ўрганиш жараёнида она тилини ижобий (транспозиция) ёки салбий таъсири (интерференция) кузатилади;

- чет тил CEFR дискрипторлари асосида 6 та даражада ўргатилади;

- аппроксимация (яқинлашиш) ғоясига асосланади.

Ушбу ғоя муаллифи ингилиз олими Г. Палмер ҳисобланади, унинг талқинида бу тушунча, асосан, сунъий муҳитда чет тили ўргатишда, уни тил соҳиби талаффузига яқин бўлган даражага етказишдан иборат деб ҳисоблайди. (зеро ҳеч қачон тил соҳиби даражасига етказиб бўлмайди). Бу ҳолда тил ўрганувчининг нутқида талаффуз нормаларига катта путур етмайди ва уни тил соҳиби бемалол тушуна олиши мумкин.

Фикримизча, чет тил предметининг асосий хусусиятларидан бири бўлган аппроксимация категориясини чуқур ўрганиш ва тадқиқ этиш шу фанни эгаллаш меёрларини ишлаб чиқиш, CEFR даражалари дискрипторларини Ўзбекистон шароитига янада мослаштириш ва такомиллаштиришга хизмат қилади.

Шундай қилиб чет тил предмети мақоми ва хусусиятларини ҳисобга олган ҳолда уни ўқитишда, аввало, дидактик принциплар татбиғи қандай амалга оширилишини кўриб чиқамиз, зеро таълим самарадорлигини янада ошириш ўқитиш методикасини такомиллаштириш аввало бош вазифалардан бири бўлган ва ҳар қандай таълимнинг асоси ҳисобланган дидактик принципларнинг тўғри татбиқ этилишига боғлиқ[5].

Методик адабиётларда, хусусан чет тили ўқитиш методикасида барча принциплар уч гуруҳга бўлинган. Бу ҳақда Л.В.Шерба, И.В.Рахимов, А.А.Миролюбов, Е.И.Пассов, Г.В.Рогова, Н.И. Гез, Н.Д.Гальскова, В.В.Сафонова, Ж.Жалолов, Ў.Хошимов, Т.К.Саттаров, Г.Т. Махкамова, Л.Т.Ахмедова, С.Сайдалиев ва бошқа олимлар асарларида ўз фикр ва мулохазаларини айтиб ўтганлар:

- умумдидактик таянч принциплар – ҳар қандай предмет амал қиладиган онглилик, тизимлилик, изчиллик, кўрғазмалилик ва бошқалар;
- маълум бир предметга хос принциплар, (жумладан, чет тил таълимнинг методик принциплари);
- хусусий принциплар (предметнинг маълум бир мавзусига хос принциплар) масалан, машқлар системасини ишлаб чиқиш принциплари.

Санаб ўтилган уччала гуруҳ принциплар, шубҳасиз бир-бири билан узвий боғлиқ бир-бирини тақозо этади, тўлдириб боради.

Чет тил ўқитиш принциплари борасида ҳам методикада ўзига хос қарашлар мавжуд ва улар шубҳасиз, ушбу ўқув предметининг дидактик мақоми ва хусусиятларидан келиб чиққан ҳолда умумдидактик ва методик принципларга ажратиб ўрганилади. (Минъяр–Белоручев, Е.И. Пассов, Г.В. Рогова, Ф.М. Рабинович, В.В. Сафонова, В.Риверс, Ж. Ломпшер, А.А. Миролюбов, Н.И. Гез, Н.Б. Гальскова ва бошқалар).

Санаб ўтилган муаллифларнинг ишларида дидактик принципларининг чет тил таълимидаги татбиғи масаласи синчиклаб ўрганилган, илмий тадқиқот даражасида изланишлар олиб борилган. Фикримизча, чет тил ўқитувчисининг нутқи биринчи рақамли таълим ва тарбия воситаси бўлиб ҳисобланади, шунинг учун касбий нутқ компетенциясига бир қанча талаблар қўйилган ва у маълум мезонлар асосида белгиланади.

Тарбиявий аҳамиятга молик воситаларнинг навбатдагиси чет тил дарслигидир. Дарслик тарбиянинг барча турларини ўқувчига сингдиришда бебаҳо восита деб ҳисоблаш мумкин. Дарслик дизайнидан бошлаб, ранг – баранглиги, лингвистик ва экстралингвистик материалларга бойлиги, ўқимишли эканлиги, кўзланган мақсадга эришиш учун хизмат қилиши билан тарбиявий таълим ва бошқа принципларни амалга оширувчи ўқув қуроли деб ҳисоблаш мумкин, зеро унда таълим психологияси, дидактикаси, методикаси мужассам ҳолда акс этади.

### **Адабиётлар:**

1. CEFR – Common European Framework of Reference for Languages: Learning. Teaching. Assesment. Strasburg -2001.
2. Jalolov J. Chet til oqitish metodikasi. “O’qituvchi” nashriyot – matbaa ijodiy uy./ Toshkent - 2012, 123b.
3. Зуннунов А., Махкамов И. Дидактика – Т. “Шарқ”, 2006.
4. Ibragimov X., Abdullayeva Sh. Pedagogika nazariyasi. Toshkent. 2008.
5. Шерба Л.В. Преподавание иностранных языков В средней школе. Общие вопросы методики – 3-Е изд.- Москва: Академия. 2001. 160с.

*Каримов М.А.  
преподаватель  
Андижанский государственный университет*

## **РОЛИ ИНВЕСТИЦИЙ В РАЗВИТИИ ПРОМЫШЛЕННОСТИ**

*Аннотация. Учитывая значительную роль легкой промышленности в обеспечении экономического роста, занятости населения и повышении его жизненного уровня в новых геополитических условиях, ведущие мировые страны уделяют особое внимание развитию этой отрасли и оказывают ей существенную инвестиционную поддержку.*

*Ключевые слова. легкой промышленности, реальном секторе экономики, иностранным инвесторам, высокотехнологичные, государственной поддержки.*

*Karimov M.A.  
teacher  
Andijan State University*

## **ROLE OF INVESTMENT IN INDUSTRY DEVELOPMENT**

*Annotation. Taking into account the significant role of light industry in ensuring economic growth, employment of the population and raising its standard of living in the new geopolitical conditions, the leading world countries pay special attention to the development of this industry and provide it with significant investment support.*

*Keywords. light industry, the real sector of the economy, foreign investors, high-tech, state support.*

В легкой промышленности Республики Узбекистан за годы независимости удалось сосредоточить самую большую долю современного оборудования в отечественном реальном секторе экономики и стать крупнейшим маяком для иностранных инвесторов по числу создаваемых предприятий.

Еще в начале 90-х годов прошлого века в стране не было необходимых технологий и оборудования для глубокой переработки хлопка и производства готовой текстильной продукции на уровне международных стандартов. Выход оставался только один — для ускоренного развития отрасли необходимо было привлекать иностранных инвесторов, готовых вкладывать финансовые средства, и на основе их опыта создавать высокотехнологичные современные мощности.



Для этого была создана эффективная законодательная база в области привлечения иностранных инвестиций в нашу страну. Ее основой стали законы Республики Узбекистан «Об иностранных инвестициях», «Об инвестиционной деятельности», «О гарантиях и мерах защиты прав иностранных инвесторов», а также ряд указов и постановлений главы государства и постановлений правительства.

Увеличение объемов иностранных капиталовложений в легкую промышленность нашей страны обусловлено бурным развитием отрасли на основе принятых в разные годы руководством республики программных документов по развитию легкой промышленности, мер государственной поддержки проектов по модернизации, техническому и технологическому перевооружению производства, стабильной макроэкономической ситуации, а также наличия одного из лучших в мире по качеству сырья — хлопкового волокна, стабильности в обеспечении энергоносителями, подготовки высококвалифицированной рабочей силы.

Если обратить внимание на процесс развития отрасли, то в 1994 году объем привлеченных иностранных инвестиций в предприятия легкой промышленности составлял всего лишь 5,2 миллиона долларов. В 2001 году этот показатель достиг уже 649,6 миллиона долларов, в 2010 году — 1,8 миллиарда долларов, а по итогам 2015 года — 2,4 миллиарда долларов. В нынешнем году ожидается прирост прямых иностранных инвестиций еще на 117 миллионов долларов.

Таким образом, общий объем иностранных инвестиций в отрасль за годы независимости превысил 2,5 миллиарда долларов, благодаря чему реализовано более 290 крупных инвестиционных проектов.

В республике появились крупные современные текстильные комплексы, включающие в себя отделочные, трикотажные и швейные производства. Установлены красильно-отделочные мощности, позволяющие осуществлять покраску и отделку полотна в соответствии с современными требованиями для дальнейшего производства качественной готовой швейно-трикотажной продукции. Современные текстильные мощности налажены в тесной кооперации с мировыми лидерами в сфере текстильного машиностроения — компаниями «Ритер», «Тручлер», «Заурер», «Марцоли», «Пиканоль», «Тойота», «Карл Майер», «Дорньер», «Террот», «Оризидо», «Руми», «Лонати», «Фонкс», «Джуки», «Бразер», деятельность которых базируется не только на производстве современного прядильного, ткацкого, вязального, швейного и чулочно-носочного оборудования, но и на инновационных разработках программного обеспечения и робототехники.

Все эти проекты были успешно осуществлены в сотрудничестве со всемирно известными зарубежными компаниями и крупными финансовыми структурами. Свыше 80 процентов привлеченных иностранных инвестиций приходится на долю важнейших партнеров нашей страны, таких, как

Республика Корея, Швейцария, Сингапур, Великобритания, Германия, Индия и Турция. Так, если в 1990-х годах это была всего лишь одна компания из Республики Корея — «ДЭУ интернейшнл», то на сегодняшний день ее ряды пополнили такие гиганты, как «Янгуан корпорэйшн», «Текстиль технолоджис груп» из Республики Корея, «Индорама корпорэйшн» и «Веригров» из Сингапура, швейцарские компании «Ритер» и «Свисс кэпитал», «Тойота Цусё корпорэйшн» из Японии и турецкие «Бо групп», «Алким текстиль», «Вайрекс», а также многие другие. Как результат, на предприятиях легкой промышленности Узбекистана были внедрены самые передовые и высокоэффективные технологии, обеспечивающие выпуск высококачественной и конкурентоспособной на мировом рынке продукции. В частности, в соответствии с постановлением Президента на базе Кокандского текстильного комбината было создано совместное предприятие «Индорама Коканд текстиль», общий объем вложенных инвестиций со стороны сингапурской компании «Индорама-Корпорэйшн» превысил 165 миллионов долларов, а также организовано более 1 000 рабочих мест.

Наряду с этим на территории специальной индустриальной зоны «Джизак» в Джизакской области созданы предприятия по выпуску широкого ассортимента швейных машин, швейной фурнитуры и аксессуаров.

Вместе с тем в сентября т. г. состоялась церемония открытия современного учебно-исследовательского текстильного технопарка на базе Ташкентского института текстильной и легкой промышленности. Здесь также будет осуществляться передача технологических ноу-хау и исследовательские работы в области материаловедения, красильно-отделочного производства, создания нового дизайна тканей и одежды, подготовка специалистов и экспертов легкой и текстильной промышленности, проводятся международные и национальные конференции и форумы, в частности, по привлечению в текстильный сектор Узбекистана инвестиций из Республики Корея.

Сегодня масштабная работа по дальнейшему развитию текстильной промышленности продолжается. В соответствии с Постановлением Президента № ПП-2687 «О Программе мер по дальнейшему развитию текстильной и швейно-трикотажной промышленности на 2017 - 2019 годы» от 21 декабря 2016 года в отрасли планируется реализация крупных инвестиционных проектов с привлечением прямых инвестиций в объеме более 900 миллионов долларов. Президент Шавкат Мирзиёев выразил желание поддерживать политику привлечения иностранных инвесторов в текстильную промышленность и открыл большие возможности для экспорта.

Намечается увеличение производственных мощностей по крашению пряжи в 3 раза, трикотажному полотну - в 1,5 раза, готовым тканям - в 2

раза, швейно-трикотажным изделиям - в 3 раза, чулочно-носочным изделиям - в 2 раза. Доля готовой продукции в общем объеме промышленного производства должна быть доведена до 70 процентов. Предполагается привлечение зарубежных дизайнеров из стран с развитой индустрией моды для создания в республике коллекций моделей одежды с последующим освоением выпуска широкого ассортимента швейной и трикотажной продукции, пользующейся спросом на внутреннем и внешнем рынке.

Несомненно, эти и другие инвестиционные проекты позволят увеличить объемы переработки хлопкового волокна, обеспечить предприятия легкой промышленности Узбекистана современным высокотехнологичным оборудованием, создать дополнительно рабочие места и обеспечить выпуск готовой текстильной продукции по мировым стандартам.

#### **Использованные источники:**

1. Постановление Президента Республики Узбекистан № ПП-2687 «О Программе мер по дальнейшему развитию текстильной и швейно-трикотажной промышленности на 2017 — 2019 годы» от 21 декабря 2016 года.
2. Богдановская Л. А. Анализ хозяйственной деятельности в промышленности - Минск, 2008. - 528 с.
3. Умаров И.Ю. Пути повышения эффективности предпринимательской деятельности в повышении конкурентоспособности предприятий пищевой промышленности. // Региональные проблемы преобразования экономики. – М., 2019. №1. –С. 29-35.

*Козимжонова И.Ф.  
Аграновский М.Л.  
Муминов Р.К.  
Салиев М.М.*

*кафедра психиатрии и наркологии  
Андижанский государственный медицинский институт*

## **КОМПЛЕКСНЫЙ ПОДХОД В ПРОФИЛАКТИКЕ СУИЦИДОВ И СУИЦИДАЛЬНЫХ РИСКОВ НЕСОВЕРШЕННОЛЕТНИХ**

*Аннотация: В последние годы проблема суицидального поведения детей и подростков привлекает пристальное внимание исследователей различных специальностей – психиатрии, психологии, антропологии, социологии, криминалистики и других. Это связано с неуклонным ростом суицидальной активности молодежи во второй половине XX столетия. По материалам ВОЗ, суицид как причина смерти вышел на одно из первых мест в мире. Самоубийства у лиц в возрасте до 25 лет составляют примерно 19% от общего числа суицидов.*

*Ключевые слова: суицид, профилактика, суицидальный риск, подростковый возраст.*

*Kozimzhonova I.F.  
Agranovskiy M.L.  
Muminov R.K.  
Saliev M.M.*

*Department of Psychiatry and Narcology  
Andijan State Medical Institute*

## **INTEGRATED APPROACH IN PREVENTION OF SUICIDES AND SUICIDAL RISKS OF MINORS**

*Resume: In recent years, the problem of suicidal behavior in children and adolescents has attracted close attention of researchers in various specialties - psychiatry, psychology, anthropology, sociology, forensic science and others. This is due to the steady increase in the suicidal activity of young people in the second half of the 20th century. According to WHO materials, suicide as a cause of death has come to one of the first places in the world. Suicides in persons under the age of 25 constitute approximately 19% of the total number of suicides.*

*Key words: suicide, prevention, suicidal risk, adolescence.*

**Актуальность.** Ежегодно, по данным ВОЗ (2008), в мире от самоубийств погибает 1 миллион человек, в 10—20 раз большее число

людей предпринимают попытку самоубийства[5,8]. В мире количество суицидов и динамика их роста превышает аналогичные показатели большинства европейских стран, наша страна занимает по этому показателю одно из первых мест в мире[2,9].

Рядом зарубежных авторов показана положительная корреляция между частотой суицидов и уровнем разводов и безработицы[1,4]. Опыт мировой суицидологии свидетельствует о существовании тесной зависимости между частотой суицидов и такими переменными, как степень индустриализации, урбанизации, экономической нестабильности, нарушением привычных жизненных стереотипов под воздействием социальных или политических преобразований[3,6].

Многими авторами уделяется серьезное внимание влиянию этнокультуральных факторов в случае психических расстройств, а также на суицидальное поведение. Уровень суицидов среди лиц, страдающих тяжелыми психическими расстройствами, превышает выявляемый уровень самоубийств в общей популяции – от 2,5. В ряде работ достоверно показан высокий уровень суицидального риска у больных депрессивными расстройствами[7,10].

Таким образом, суицидальное поведение характеризуется разнообразием причин и факторов, его формирующих. Изучение преимущественного влияния тех или иных факторов, включая этнокультуральные факторы, в различных группах суицидентов попрежнему представляет собой актуальную задачу. Существующие сведения о генезе суицидального поведения свидетельствуют о многоплановости данной проблемы и необходимости объединения усилий специалистов многих дисциплин при ее углубленном изучении. Отсюда очевидна необходимость интеграции исследований в данной области, что позволит позитивным образом воздействовать на профилактику и негативные последствия суицидального поведения населения, разработать мероприятия, направленные на улучшение суицидологической помощи.

**Цель исследования.** Изучить психологические характеристики больных клинико-типологическом расстройством личности, совершивших однократную суицидальную попытку в подростковом возрасте

В исследовании приняли участие 12 человек, 8 – мужчин, 4 – женщины, в возрасте от 18 до 19 лет, средний возраст составил –  $18,5 \pm 0,5$ .

Все участники исследования в разный период времени (2019-2020гг.) находились на амбулаторном и стационарном лечении в АОПНД с установленным диагнозом «эмоционально неустойчивое расстройство личности» (шифр по МКБ – 10 F60.3), у всех испытуемых выявлялась однократная суицидальная попытка в возрасте 15-17 лет.

Результаты исследования. По результатам исследования установлено, что у 41, 6 % пациентов суицидальные попытки в возрасте 15-17 лет были однократными и носили демонстративный характер, осуществлялись в виде

суицидального шантажа с нанесением поверхностных самопорезов, мотивами поведения были «лишения компьютерных игр», «ограничения встреч с друзьями», «слабая учебная успеваемость».

В 58,4% пациентов суицидальные попытки в возрасте 15-17 лет были также однократными, но совершались на фоне острой аффективной реакции и носили импульсивный характер, осуществлялись в виде попыток отравления, нанесения глубоких самопорезов, мотивами поведения были «несчастливая любовь». В семейном анамнезе у 15% пациентов выявлялась алкогольная зависимость по материнской линии, у 5% отмечалось злоупотребление наркотиками (гашиш, героин) по отцовской линии. Наследственность психическими заболеваниями (шизофрения, эпилепсия) была отягощена у 10% пациентов.

Периодическое употребление ПАВ отмечалось у 25% пациентов. Нарушение школьной адаптации наблюдалось у 66,7% пациентов. В неполной семье воспитывались 50% пациентов, развод родителей был осуществлен в раннем возрасте детей, отношения с отцом не поддерживались.

При исследовании личностных особенностей у пациентов с диагнозом «эмоционально неустойчивое расстройство личности» выявлены: эмоциональная неустойчивость, склонность к реакциям раздражения, импульсивность, нарушение регуляции волевого компонента деятельности, неустойчивая самооценка, категоричность суждений, высокая требовательность к окружающим, склонность придавать особую значимость своим переживаниям, ограниченность репертуара способов реагирования при возникновении конфликтных, проблемных ситуаций, характеризующиеся, преимущественно, преобладанием конфронтации, оценочных высказываний, избеганием, за место конструктивных попыток разрешения проблем. Пациенты испытывают дефицит социальной поддержки.

Вышеуказанные тенденции могут определять невысокие адаптивные возможности, трудности выбора нейтральных и конструктивных решений в аффективно насыщенных ситуациях, что повышает вероятность непосредственных, ситуативных поступков без учета возможных последствий своих действий.

**Вывод.** У больных эмоционально неустойчивым расстройством личности, совершивших однократную суицидальную попытку в подростковом возрасте отмечается низкий уровень психосоциальной адаптации. У больных эмоционально неустойчивым расстройством личности, совершивших однократную суицидальную попытку в подростковом возрасте выявляются два типа суицидальных проявлений.

Первый тип – демонстративный, осуществлялся в виде суицидального шантажа с нанесением поверхностных самопорезов, мотивами поведения



были «лишения компьютерных игр», «ограничения встреч с друзьями», «слабая учебная успеваемость».

Второй тип суицидальное поведение на фоне острой аффективной реакции, носящий импульсивный характер, который осуществлялся в виде попыток отравления, нанесения глубоких самопорезов, мотивами поведения были «несчастливая любовь».

**Использованные источники:**

1. Бачериков Н. Е., Бровина Н. Н., Матузок Э. Г. и др. Некоторые характеристики психически больных, совершивших суицид // Украинський вісник психоневрології. – 2015. – Т. 13, вип. 4. – С. 43—46.
2. Виноградова И. Ю. Обобщение работы по профилактике суицидов несовершеннолетних в Республике Коми // Здоровье человека на Севере. – 2008. – № 1. – С. 38—40.
3. Говорин Н. В., Сахаров А. В. Суицидальное поведение: типология и факторная обусловленность. – Чита, 2018. – 178 с.
4. Иванов О. В., Егоров А. Ю. Клинико-статистический анализ суицидов в популяции психически больных (по данным ПНД) // Психическое здоровье. – 2010. – № 1. – С. 14—18.
5. Положий Б. С., Панченко Е. А. Дифференцированные подходы к профилактике суицидального поведения // Российский психиатрический журнал. – 2011. – № 4. – С. 41—44.
6. Gaynes, B. N., West S. L. et al. Preventive services task force. Screening for suicide risk in adults: a summary of the evidence for the U. S. Preventive Services Task Force // Annals of Internal Med. – 2014. – V. 140. – P. 822—835.
7. Saha S., Chant D., McGrant J. A systematic review of mortality in schizophrenia: Is the differential mortality gap worsening over time? // Arch. Gen. Psychiatry. – 2017. – V. 64. – P. 1123—1131.
8. Wasserman D., Wasserman C. Suicidology and suicide prevention. A global perspective / D. Wasserman et al. (eds.). – Oxford : University Press, 2009. – 872 p.
9. Yip P. S., Liu K. Y. et al. Suicide rates in China during a decade of rapid social changes // Soc. Psychiatry Psychiatr. Epidemiol. – 2015. – V. 40. – P. 792—798.
10. Yousaf U., Christensen M. L., Engholm G. et al. Suicides among Danish cancer patients 2000—2009 // Brit. J. Cancer. – 2015. – V. 92. – P. 995—1000.

*Козимжонова И.Ф.  
Аграновский М.Л.  
Муминов Р.К.  
Азимова Г.А.*

*кафедра психиатрии и наркологии  
Андижанский государственный медицинский институт*

## **КЛИНИЧЕСКАЯ ТИПОЛОГИЯ ЛИЧНОСТИ ПАЦИЕНТОВ С НЕЗАВЕРШЕННЫМИ СУИЦИДАМИ И АЛГОРИТМ ПРОФИЛАКТИКИ ПОВТОРНЫХ СУИЦИДАЛЬНЫХ ДЕЙСТВИЙ**

*Аннотация: Самоубийства продолжают оставаться одной из наиболее актуальных медико-социальных проблем человечества. Вместе с тем, несмотря на значительное число разработанных в разные годы концепций и моделей суицидального поведения, представления о его причинах, механизмах формирования, клинических проявлениях, связи с состоянием психического и соматического здоровья продолжают оставаться противоречивыми и дискуссионными.*

*Ключевые слова: незавершенный суицид, изменения личности, суицидальные действия, профилактика.*

*Kozimzhonova I.F.  
Agranovskiy M.L.  
Muminov R.K.  
Azimova G.A.*

*Department of Psychiatry and Narcology  
Andijan State Medical Institute*

## **CLINICAL TYPOLOGY OF THE PERSONALITY OF PATIENTS WITH INCOMPLETE SUICIDES AND ALGORITHM FOR PREVENTING REPEATED SUICIDAL ACTIONS**

*Resume: Suicide continues to be one of the most pressing medical and social problems of mankind. At the same time, despite a significant number of concepts and models of suicidal behavior developed in different years, ideas about its causes, mechanisms of formation, clinical manifestations, connections with the state of mental and somatic health continue to remain controversial and controversial.*

*Key words: incomplete suicide, personality changes, suicidal actions, prevention.*

**Актуальность.** В настоящее время для большинства государств суициды продолжают оставаться одной из наиболее острых медико-социальных проблем. Согласно современным представлениям, в генезе суицидального поведения участвует совокупность различных факторов - биологических, личностно-психологических, социально-средовых, этнокультуральных, стрессовых, психопатологических, что позволяет считать суицидологию мультидисциплинарной областью знаний[4,8].

В развитых странах (США, Великобритания, Германия и др.) суицид занимает третье место среди причин смерти наиболее трудоспособного населения после сердечно-сосудистых и онкологических заболеваний. Также остро стоит проблема самоубийства среди подростков, так как среди лиц 15-19 лет суицид является третьей причиной смерти среди девочек и четвертой среди мальчиков[1,9].

Несмотря на то, что значительную роль в превенции суицидального поведения играет профилактика, важным остается оказание непосредственной медико-психологической помощи лицам, совершившим попытку самоубийства.

Неослабевающее внимание специалистов привлекают исследования психического здоровья суицидентов. По мнению одних авторов, среди суицидентов преобладают лица с непсихотическими формами психических расстройств, которые после совершения суицидальной попытки обычно не госпитализируются в психиатрический стационар и остаются без своевременного оказания психиатрической помощи[11].

Многолетние исследования данной проблемы позволили нам разработать модель дифференцированной профилактики суицидального поведения. При ее создании мы базировались на современной концепции медицинской профилактики Всемирной Организации Здравоохранения, выделяющей три ее основные формы — универсальную, селективную и индикативную. С учетом особенностей суицидального поведения нами были определены четыре уровня профилактики: универсальный, селективный, антикризисный и индикативный.

Универсальная профилактика ориентирована на общую популяцию и носит медико-социальный характер[10]. Ее целью является предупреждение первичного возникновения суицидального поведения путем воздействия на основные «мишени» риска его развития.

Селективная профилактика носит избирательный характер, будучи направленной на активное выявление лиц, входящих в группы суицидального риска, и оказание им адекватной профилактической помощи с целью предупреждения возникновения или дальнейшего развития суицидального процесса[2,3,6].

Антикризисная профилактика осуществляется в пресуицидальный и ближайший постсуицидальный периоды. Ее задачами являются: предупреждение реализации суицидальных намерений (собственно

суицидальных действий) в пресуицидальный период, а также купирование суицидальных намерений у лиц, совершивших незавершенное самоубийство, в ближайший (первая неделя после совершения покушения) постсуицидальный период. Эта форма профилактики включает в себя комплекс медикаментозных и психотерапевтических воздействий, учитывающих характер клинических проявлений и тип суицидального процесса[4,8].

Индикативная профилактика начинается в отдаленный постсуицидальный период (более одной недели после совершения попытки) и продолжается не менее одного года. Ее целью является предупреждение рецидивов суицидального поведения и повторных суицидальных действий. К основным задачам индикативной профилактики относятся: укрепление антисуицидального барьера личности суицидента; психокоррекционная работа с его ближайшим микросоциальным окружением, а также динамическое наблюдение и лечение суицидента в случае наличия у него психического заболевания[7,9].

Таким образом, на сегодняшний день предупреждение самоубийств является одной из наименее разработанных проблем психиатрии и суицидологии. Существует высокая потребность в определении клинических, личностно-психологических и социальных детерминантов, типологии и динамики суицидального поведения с целью создания эффективных методов его первичной профилактики и предупреждения повторных суицидальных действий у лиц, совершивших покушение на самоубийство. Все это определяет теоретическую и практическую значимость настоящего исследования.

**Цель исследования.** Целью настоящего исследования является изучение закономерностей формирования и динамики развития суицидального поведения, обусловленного психическими расстройствами, анализ особенностей оказания суицидологической помощи и разработка эффективных лечебно-профилактических и психосоциальных мероприятий для предупреждения самоубийств.

**Материалы и методы исследования.** Будут изучены 150-200 больных в возрасте от 18 до 50 лет (100-150 основная группа, 50 контрольная группа (здоровые люди - добровольцы, рабочие, служащих, из числа учащихся студентов).

Для решения поставленных задач будут обследованы лица, находившиеся после суицидальной попытки в токсикологическом, нейро-реанимационном и ожоговом отделениях Андиганского филиала РЦЭМ, а также по данным архивные данные судебно-медицинских освидетельствований.

**Результаты исследования.** Изучение особенностей пресуицидального периода у лиц, страдающих психическими расстройствами, показало:

Пре-суицидальный период преимущественно носил аффективно напряженный характер (90,2%) и чаще встречался у пациентов с невротическими и личностными расстройствами, органическим поражением головного мозга. Аффективно-редуцированный вариант пре-суицида (9,8%) регистрировался у суицидентов с эндогенной психической патологией.

Выявленное преобладание хронического пре-суицидального периода (58,4%>), против острого (38,5%) и подострого (3,1%) течения свидетельствует о недостаточной профилактике суицидального поведения, тем более что 34,3% суицидентов обращались за помощью к психиатру в течение года накануне совершения СП.

В пре-суицидальном периоде у всех суицидентов отмечались анти-витальные переживания, осознанное желание совершить СП и утрата роли анти-суицидальных факторов.

В отличие от группы ГСП, в группе ГНС преобладали: нежелание жить (40,6% против 10,5%>), непринятие мер к сохранению жизни (47,8% и 15,8%), выраженное желание совершить СП (92,1% и 59,6%), неотступное желание смерти (36,3% и 19,3%»), охваченность суицидальными идеями (53,6% и 19,3%), желание положить конец своим страданиям (53,6% и 15,8%).

В группе ГСП чаще не прогнозировался исход суицидальных действий (11,2%, против 47,8%) в группе ГНС), сохранялся контроль над суицидальными мыслями (40,4% и 72,5%), преобладали избегание и манипуляция (78,9% и 46,4%), отмечалось восприятие сдерживающих от СП обстоятельств (15,9%, и 84,1%).

Изучение характеристик суицидальных попыток позволяет оценить серьезность суицидального акта, степень суицидального риска, прогнозировать динамику течения суицидального поведения.

Среди способов СП преобладали само-ранения (39,1%), характерные для мужчин и самоотравления (33,4%), типичные для женщин. Реже встречались само-повешения (19,9%), падения с высоты (5,1%), само-утопления (1,9%).

Самоотравления чаще встречались в 26-30 лет (23,6%), само-повешения - в 31-35 лет (23,8%), само-ранения в 16-20 лет (17,7%) и 21-25 лет (25,7%), падения с высоты - в 56-60 (38,9%) и 16-20 лет (27,8%), само-утопления в равных долях представлены в 16-20 и 56-60 лет.

У больных с органическим поражением головного мозга и расстройствах личности преобладали само-ранения (81,8 и 47,3%), при аффективных и невротических расстройствах - самоотравления (44,4 и 43,1%, соответственно). При шизофрении обнаруживался весь спектр изучаемых способов СП, с преобладанием само-ранений (25,0%) и самоотравлений (21,7%).

В группе ГСП преобладали само-ранения (47,3%). Вдвое реже встречались самоотравления (24,6%) и само-повешения (21,1%). В группе ГНС преобладали самоотравления (43,3%) и само-ранения (30,0%), нередко проникающего и огнестрельного характера (9,7%). При самоповешениях (18,7%), у большей части пациентов, требовалось проведение реанимационных мероприятий.

38,8% суицидентов задолго до реализации суицидального акта сообщали о своих намерениях. В 40,1% случаев суицидальные действия производились в присутствии других лиц, из них 96,9% из группы ГСП. Максимально скрывали свои намерения 36,2% из группы ГНС и 12,3% из ГСП. Большая часть суицидентов каждой из групп, при обнаружении суицидальных замыслов ближайшим окружением, отступали в осуществлении своих намерений - 61,4% из ГСП и 56,5% из ГНС.

При высоком суицидальном риске предпочтительными оказались трициклические антидепрессанты, а из группы СИОЗС - препараты с выраженным противотревожным действием (флувоксамин, пароксетин). Хороший терапевтический эффект показали атипичные антипсихотики (клозапин, оланзапин, палиперидон, кветиапин), обладающие серотонинергическим действием.

При низком суицидальном риске предпочтительно назначение атипичных антипсихотиков, селективных антидепрессантов с умеренным тимоаналептическим действием, минимальным количеством нежелательных лекарственных явлений, не требующие титрации доз, без выраженного седативного и анксиолитического эффектов.

В профилактической психофармакотерапии (назначении антидепрессантов и нормотимиков) нуждается 70% суицидентов. При высокой степени суицидального риска длительность терапии должна составлять от 6-8 месяцев до года и более, при низком суицидальном риске - от 3-4 недель до 6-8 месяцев.

Выявлены типичные ошибки курации суицидентов: недоучет изменений в психическом статусе больного, редкие осмотры суицидентов, неверная оценка суицидального риска, неадекватная психофармакотерапия, недооценка нежелательных лекарственных явлений (гиперседации, акатизии), преждевременная отмена строгого надзора за больным при сохранении суицидальных тенденций, нарушение охранительного психологического режима.

**Вывод.** Полученные данные доказали важность учета комплекса анамнестических сведений, социальных условий, личностных характеристик, что позволяет наряду с клиническими особенностями определять риск развития суицидального поведения у лиц, страдающих психическими расстройствами.



Выявленные закономерности формирования, динамики и структуры пост-суицидального периода легли в основу определения терапевтического и социального прогноза.

Предложенные подходы к организации суицидологической помощи способствуют оптимизации терапии, профилактики и реабилитационных мероприятий.

#### **Использованные источники:**

1. Абрамова Н.М. Исследование личности суицидентов с помощью Я-структурного теста Аммона // Вестник психотерапии. 2004. -№ 12(17).-С. 91-96.
2. Бачериков А. Н., Бровина Н. Н., Матузок Э. Г. и др. Некоторые характеристики психически больных, совершивших суицид // Украинский вестник психоневрологии. 2005.- Т. 13. - Вып. 4. -С. 43-46.
3. Васильев В.В. Социально-демографические и клинические особенности женщин с психическими расстройствами и суицидальным поведением // Российский психиатрический журнал. 2009. - № 6. - С. 39-45.
4. Джалдыгулов Г. А. Структура и динамика депрессивного синдрома с поведенческими «масками» при эндогенных психических расстройствах в подростковом возрасте // Автореф. дис. . канд. мед. наук.-М., 2005.-25 с.
5. Кинкулькина М. А. Депрессии при различных психических заболеваниях: Автореф. дис. . д-ра. мед. наук. М., 2008. - 46 с.
6. Корнетов Н. А. Организационные и образовательные подходы к выявлению депрессивных расстройств с превенцией суицидального поведения // Материалы XV съезда психиатров России. М.: ИД «Медпрактика-М», 2010. - С. 343.
7. Соколова Е. Т., Сотникова Ю. А. Проблема суицида: клинико-психологический ракурс // Вопросы психологии. 2006. - № 2. -С. 103-115.
8. Besnier N., Gavaudan G., Navez A. et al. Clinical features of suicide occurring in schizophrenia (I). Risk-factors identification // Encephale. -2009. Vol. 35, № 2. - P. 176-181.
9. Galfalvy H., Huang Y. Y., Oquendo M. A. et al. Increased risk of suicide attempt in mood disorders and TPH1 genotype // J. Affective Disorders. 2009. Vol. 115, № 3 - P. 331-338.
10. Pompili M., Serafini G., Innamorati M. et al. Suicidal behavior and alcohol abuse // Int. J. Environ Res. Public Health. 2010. - Vol. 7, № 4. -P. 1392-1431.
11. Zhang J., McKeown R. E., Hussey J. R. et al. Low HDL cholesterol is associated with suicide attempt among young healthy women: the Third National Health and Nutrition Examination Survey // J. Affective Disorders. 2005. - Vol. 89, № 1-3. - P. 25-33.

*Комилов Н.М.  
Адхамов Б.В.  
Узбекистан*

### **ТОҚ ҚАТОР ОРАЛАРИГА ИШЛОВ БЕРАДИГАН КОМБИНАЦИЯЛАШГАН МАШИНАНИ ДИСКЛИ ЮМШАТКИЧИНИ ПАРАМЕТРЛАРИНИ АСОСЛАШ**

*Аннотация:* Мақолада комбинациялашган машинани дискли юмшаткичи дискларининг диаметри, ишчи сиртининг эгрилик радиуси, ҳаракат йўналишига ва тикка нисбатан ўрнатилиш бурчакларини асослаш бўйича назарий тадқиқот натижалари келтирилган. Унга асосан дискли юмшаткич йўлида учрайдиган ўсимлик қолдиқларини кесиб ўтиб кетиш шартидан диск диаметри 450 мм, ишчи сиртининг эгрилик радиуси 560 мм, бўлишилиги аниқланган.

*Калит сўзлар:* комбинациялашган машина, диск, параметр, юмшаткич.

*Комилов Н.М.  
Адхамов Б.В.  
Узбекистан*

### **ОСНОВАНИЕ НА ПАРАМЕТРАХ ДИСКОВОГО УМЯГЧИТЕЛЯ КОМБИНИРОВАННОЙ МАШИНЫ, КОТОРОЕ МОЖЕТ БЫТЬ ОБРАБОТАНО В ДИАПАЗОНЕ ТОС**

*Аннотация:* В статье представлены результаты теоретического исследования на основе определения диаметра дисков пластификатора комбинированной машины, кривизны рабочей поверхности, направления движения и углов установки относительно шва. Было определено, что диаметр диска составляет 450 мм, кривизна рабочей поверхности - 560 мм, что в основном обусловлено условием срезания остатков растения, которое можно рассматривать как дисковый умягчитель.

*Ключевые слова:* комбинированная машина, диск, параметр, умягчитель.

*Komilov N.M.  
Adxamov B.V.*

### **BASE ON THE PARAMETERS OF THE DISC SOFTENER OF THE COMBINED MACHINE, WHICH CAN BE PROCESSED INTO A RANGE OF TOC**

*Annotation: The article presents the results of a theoretical study on the basis of the diameter of the disc softener discs of the combined machine, the curvature of the working surface, the direction of movement and the mounting angles relative to the seam. It was determined that the diameter of the disc is 450 mm, the curvature of the working surface is 560 mm, mainly due to the condition of cutting off the remains of the plant, which can be seen as a disc softener.*

*Keywords: combined Machine, disk, parameter, softener.*

**Мавзуни долзорблиги.** Ҳозирги кунда Республикада 133,0 минг гектардан ортиқ токзорлар мавжуд бўлиб, келажакда, токзорларнинг тарқалиш ареалини кенгайтириш орқали боғдорчиликни янада ривожлантириш кўзда тутилган. Боғ ва токзорларга ишлов бериш агротехникасини яхшилаш бўйича чора-тадбирлар тизимида, мевали дарахтлар илдиз тизимининг ривожланиши учун қулай шароит яратиш мақсадида тупроққа ишлов бериш тизимининг сифатли бажарилиши етакчи ўринлардан бирини эгаллайди. Фақат шу шарт бажарилгандагина ҳосилдорликни ошириш бўйича амалга ошириладиган барча чора-тадбирлар комплекси самарали бўлиши мумкин. Тупроққа ишлов бериш жараёнини ўз вақтида ва сифатли ўтказилиши мевали дарахтларнинг келажакдаги ҳосилдорлиги учун асос бўлиб хизмат қилади.

**Мавзуни ўрганилганлик даражаси.** Узумзорларнинг ҳосилдорлигини кўпайтиришнинг асосий омилларидан бири, бу – тупроқни юмшатиш даврида уларнинг томирини қирқиш билан бир вақтда минерал ўғитларни 30-35 см чуқурликка кенг тасмасимон усулда солиш ҳисобланади. Россия, Молдавия ва Ўзбекистонда ўтказилган бир қатор тадқиқотларида таъкидланишича, бунда узумзорларнинг ҳосилдорлиги мавжуд технологияга нисбатан 36,5 фоизга кўпаяди [1].

Аниқланишича, штамбдан 50 см масофада кесилган томирларда регенерация жараёни интенсив (жадал) кечади. Шу билан бирга узумнинг навига боғлиқ равишда штамбдан 125 см масофада янги томирларнинг узунлиги кесилган томирга нисбатан 48,5 фоиздан 50,8 фоизгача ошади ва илдизлар тўплами ҳосил бўлади.

**Тадқиқотнинг мақсади.** Ток қатор ораларига ишлов берадиган комбинациялашган машина дискли юмшаткичининг параметрларини асослаш.

**Тадқиқот усуллари.** Иш жараёнида назарий тадқиқотлар назарий механиканинг асосий ҳолатлари қўлланилиб ўтказилади.

**Тадқиқот натижалари.** Дискли юмшаткичининг диаметрини дискли юмшаткич йўлида учрайдиган ўсимлик қолдиқларини кесиб ўтиб кетиш шартидан аниқлаймиз [2], чунки акс ҳолда улар, яъни ўсимлик қолдиқлари иш органлари олдида уюлиб, уларнинг технологик иш жараёнини бузилишига, тортишга қаршилик ортиши ва иш сифати ёмонлашувига олиб

келади.

Адабиётлардан маълумки [3, 2], диски юмшаткич ўсимлик қолдиқларини кесиб кетиши учун қуйидаги шарт бажарилиши лозим

$$\delta \leq \varphi_{1\dot{y}} + \varphi_{2\dot{y}}, \quad (1)$$

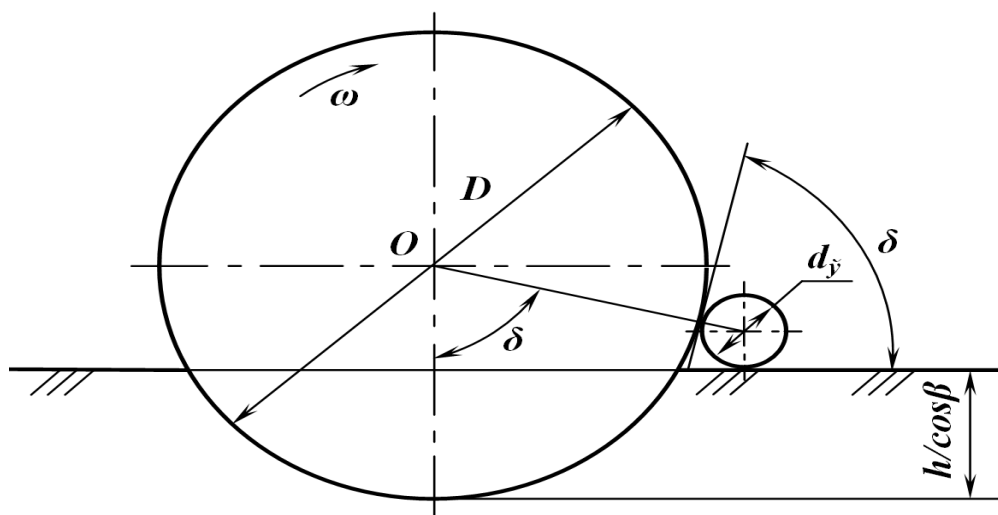
бунда  $\delta$  – ўсимлик қолдиқларининг қисилиш бурчаги, градус;  
 $\varphi_{1\dot{y}} \varphi_{2\dot{y}}$  – мос равишда ўсимлик қолдиқларининг диски юмшаткичнинг тиғи ва дала юзасига (тупроққа) ишқаланиш бурчаклари, градус.

1-расмдаги схемадан қуйидаги натижага эга бўламиз

$$r_{\delta} - r_{\delta} \cos \delta = r_{\dot{y}} (1 + \cos \delta) + \frac{h}{\cos \beta} \quad (2)$$

ёки

$$D(1 - \cos \delta) = d_{\dot{y}} (1 + \cos \delta) + \frac{2h}{\cos \beta}. \quad (3)$$



**1-расм. Диски юмшаткичнинг диаметрини аниқлашга доир схема**

бунда  $r_{\delta}$  – дискнинг радиуси, м;  
 $r_{\dot{y}}$  – ўсимлик қолдиқларининг радиуси, м;  
 $d_{\dot{y}}$  – ўсимлик қолдиқларининг диаметри, м.

(1) ни ҳисобга олиб ва (3) ни  $D$  га нисбатан ечиб, қуйидаги натижага эга бўламиз

$$D \geq \frac{d_{\dot{y}} [1 + \cos(\varphi_{1\dot{y}} + \varphi_{2\dot{y}})] + \frac{2h}{\cos \beta}}{1 - \cos(\varphi_{1\dot{y}} + \varphi_{2\dot{y}})}. \quad (4)$$

Бу ифодадан кўриниб турибдики, диски юмшаткичнинг диаметри унинг йўлида учрайдиган ўсимлик қолдиқларининг диаметри, ишлов бериш

чукурлиги, тикка нисбатан ўрнатилиш бурчаги ҳамда ўсимлик қолдиқларининг ишқаланиш бурчакларига боғлиқ экан.

(4) ифода адабиётлардан маълум бўлган [2] ифодалардан дискли юмшаткичнинг тикка нисбатан ўрнатилиш бурчагини ҳисобга олиш билан фарқланади.

$d_y=3$  см,  $\varphi_{1y}=30^\circ$ ,  $\varphi_{2y}=40^\circ$ ,  $h=12$  см,  $\beta=20^\circ$  [3, 4] қабул қилиниб, (4) ифода бўйича ўтказилган ҳисоблар дискли юмшаткичнинг диаметри камида 449 мм бўлиши лозимлигини кўрсатди. Ушбу олинган натижа асосида ГОСТ 198-75 [71] бўйича дискнинг диаметрини 450 мм қабул қиламиз.

*Дискли юмшаткич ишчи сиртининг эгрилик радиуси* диаметрининг маълум қиймати бўйича қуйидаги ифодадан аниқланади [6.]

$$R \geq \frac{D}{2 \sin \varphi_3}, \quad (2.14)$$

бунда  $\varphi_3$  – дискли юмшаткичнинг экваториал кесимида ҳосил бўлган ёйнинг марказий бурчаги, градус.

(2.14) ифодага дискнинг юқорида аниқланган қийматини қўйиб ва  $\varphi_3=25^\circ$  қабул қилиб [6], дискли юмшаткич ишчи сиртининг эгрилик радиуси 532 мм бўлиши лозимлигини аниқлаймиз ва ГОСТ 198-75 бўйича 560 мм қабул қиламиз. *Дискли юмшаткичнинг ҳаракат йўналишига нисбатан ўрнатилиш бурчаги* тупрокни уваланиш сифати, машинанинг тортишга қаршилиги, ишлов берилаётган палахсанинг ағдарилиш даражаси ҳамда бегона ўтлар, ўсимлик қолдиқлари ва тупрокни ўзаро аралашшига катта таъсир кўрсатади ва уни ортиши ушбу кўрсаткичларни ортишига олиб келади. Шу билан бирга тупрок, бегона ўтлар ва ўсимлик қолдиқларини иш органларининг орасига тиқилиш эҳтимоли ҳам ортиб боради.

Илгари бажарилган тадқиқотларда бороналар учун дисklarнинг ҳаракат йўналишига нисбатан ўрнатилиш бурчаги  $15-25^\circ$  оралиғида бўлиши ҳамда ҳар бир берилган иш шароити учун унинг мақбул қиймати тажриба йўли билан аниқланиши тавсия этилган [2].

*Дискли юмшаткичнинг тикка нисбатан ўрнатилиш бурчаги* иш органининг тупроққа ботиш чуқурлиги, тортишга қаршилиги, ишлов берилаётган палахсанинг кўтарилиш баландлиги ва ағдарилиш даражасига сезиларли таъсир кўрсатиши ҳамда унинг мақбул қиймати дискли юмшаткичлар учун  $15-20^\circ$  оралиғида бўлиши таъкидланган [7].

#### **Адабиётлар:**

1. Джавакянц Ю.М. «Научные основы технологии обработки почвы в садах и виноградниках Узбекистана». – Диссертация в виде научного доклада на соискание ученой степени доктора сельскохозяйственных наук, Ташкент. – 2008 год.
2. Кушнарев А.С. Дискатор – новое почвообрабатывающее орудие, обеспечивающее переход от традиционной технологии производства сельскохозяйственной продукции к энергосберегающей технологии Но–

till.–Белая Церковь, 2010.–60 с.

3. Шоумарова М., Абдуллаев Т. Қишлоқ хўжалиги машиналари.–Тошкент: Ўқитувчи, 2009.–504 б.

4. Руденко Н.Е., Кулаев Е.В. Механизация растениеводства. – Ставрополь: ФГБОУ ВПО Ставропольский государственный аграрный университет, 2014.–236 с.

5. ГОСТ 198-75 Детали сельскохозяйственных машин. Диск. 1975.

6. Нартов П.С. Дисковые почвообрабатывающие орудия. –Воронеж, 1972. – 182

7. M.A.El-Shazly, M.M.Morad, M.M. Ali, K.I. Wasfy. Optimization of disk plow performance under egyptian conditions // Misr Journal of Agriculture Engineering.– Misr, 2008 25(1). pp. 15-37.



*Кубаева Ш.Т.  
Самарқанд Давлат университети  
Ўзбекистон, Самарқанд шаҳри*

## **КОГНИТИВ ИННОВАЦИЯ ЖАМИЯТ ТАРАҚҚИЁТНИНГ АСОСИ СИФАТИДА**

*Аннотация: Ушбу мақолада инсон тафаккурининг ўзига хос хислати ҳақида сўз юритилади. Ўзбекистон жамиятидаги ислоҳотлар мисолида когнитив инновациянинг хусусиятлари, ўзига хослиги ҳамда тараққиётдаги ўрни ёритилади. Инновацион ривожланиш жараёнининг сифатлари кўрсатилиб, когнитив инновация фаолиятининг аҳамияти очиқ берилган. Тафаккур ўзгариши ишлаб чиқариш муносабатларининг ўсиши ҳамда иқтисодий тараққиётнинг илгариланиши ўзаро узвий жараёнга айланиб бориши изоҳланган.*

*Калит сўзлар: Ўзбекистон, жамият, когнитив инновация, инновацион ривожланиш, тафаккур, иқтисодий тараққиёт, ислоҳот, янгилик.*

*Кубаева Ш.Т.  
Самаркандский государственный университет  
Узбекистан, г. Самарканд*

## **КОГНИТИВНЫЕ ИННОВАЦИИ КАК ОСНОВА РАЗВИТИЯ ОБЩЕСТВА**

*Аннотации: В этой статье обсуждается уникальная природа человеческого мышления. Пример реформ в обществе Узбекистана подчеркивает особенности, специфику и роль когнитивных инноваций в развитии. Показаны качества процесса инновационного развития, раскрыта важность познавательной инновационной деятельности. Изменение мышления объясняется тем, что рост производственных отношений и ускорение экономического развития становятся целостным процессом.*

*Ключевые слова: Узбекистан, общество, когнитивные инновации, инновационное развитие, мышление, экономическое развитие, реформа, инновации.*

*Kubaeva Sh.T.  
Samarkand State University  
Uzbekistan, Samarkand City*

## COGNITIVE INNOVATION AS THE BASIS OF COMMUNITY DEVELOPMENT

*Annotation: This article discusses the unique nature of human thinking. The example of reforms in the society of Uzbekistan emphasizes the features, specifics and role of cognitive innovations in development. The qualities of the process of innovative development are shown, the importance of cognitive innovation is revealed. The change in thinking is explained by the fact that the growth of industrial relations and the acceleration of economic development are becoming an integral process.*

*Key words: Uzbekistan, society, cognitive innovation, innovative development, thinking, economic development, reform, innovation.*

Жаҳон тамаддуни фан тараққиёти билан боғлиқ, мамлакат ривожига ва жаҳонда тутган ўрни эса ўша мамлакатнинг илм-фани, интеллектуал салоҳиятининг нечоғли тараққий этгани билан алоқадордир. Дунё илмий марказларида ишлаб чиқиладиган тадқиқотлар, дастурлар ва лойиҳалар, уларнинг инновацион ҳамда бозорталаб хусусиятлари, уларга оид талаб ва таклиф майдонида рақобат кучайиб кетди. Эндиликда барқарорликнинг бош белгиси бу ўзгариш, янгилик, ахборот ва билимнинг устуворлиги ҳисобланади. Жамиятда кенг кўламдаги ислохотларни амалга ошириш ноанъанавий, инновацион тафаккур тарзини шакллантириш ва юксалтиришни талаб қилади. Шу нуқтаи назардан, ҳозирги замон ишлаб чиқариш ва ижтимоий фаолият тизимларида янги ғоялар ва технологияларни яратиш зарурияти замирида когнитив инновация асосий фаолият турига айланиб бормоқда.

Ҳозирда Ўзбекистон ўзининг улкан потенциални ишга солиб, энг янги инновацион ва инфорацион технологияларга асосланган илғор ижтимоий тузилмаларни бунёд этиш орқали ҳуқуқий демократик, фуқаролик жамиятини қуриш йўлидан бормоқда. Бугун юртимиз инновацион ривожланиш турини ҳозирги замон моделига ўтиш учун ҳамма зарур шароитларга эгадир. Демак инновацион тафаккур тарзини шаклланиши учун ҳам етарлича асослар бор, деб айтиш мумкин.

Инновацион ривожланиш модели илмий-техникавий салоҳиятдан кенг ва самарали фойдаланишга, фундаментал ва амалий фаннинг ютуқларини, чуқур илм талаб қиладиган технологияларни ижтимоий ишлаб чиқаришнинг барча соҳаларида амалиётга кенг жорий этишга, юқори малакали иқтидорли илмий кадрлар сонини кўпайтиришга асосланади.

Инновацион ривожланиш бир қатор сифат ўзгаришларида намоён бўлади. Бунда биринчи навбатда жамиятнинг барча жабҳаларида структуравий функционал янгиланишлар устувор жараёнга айланади. Бундай ўзгаришлар палласига кирган жамиятда янги технологияларни

жорий этиш, инновацион фикрлаш ва фаолият кўрсатиш илғор ишлаб чиқариш усуллари, воситаларидан кенг фойдаланиш ижтимоий эҳтиёж даражасига кўтарилди ва барқарор амалиёт тусини олади. [1.1] Шу асосда кишиларда когнитив инновация хислатлари намоён бўлади ва шакллана боради.

Бугунги кунда информацион жамиятга ўтиш даврида маҳсулотларни ишлаб чиқариш, истеъмол қилиш, уларни янгилаб туришга кетадиган вақтни қисқариши ва жадаллашиб бориши инновацион фаолиятга, хусусан, ижодкор интеллектуал фаолиятга бўлган талабни кучайтириб бормоқда. Инсон истеъмол қиладиган маҳсулотларни янгидан-янги турларини ишлаб чиқариш доимий, мунтазам амалга ошириладиган интеллектуал-инновацион фаолият турига айланган меҳнат даражасига кўтарилди.

Инновацион тафаккур, инновацион фикрлашнинг асосий моҳияти жамиятда, айниқса, иқтисодиётда мавжуд бўлган нарсани яхшилаш эмас, олдинги нарсдан тамомила фарқ қиладиган нарсани олиш бўлиб, мавжуд нарсани янгиланиши унга кирмайди.[2.1] Шундай қилиб тадқиқотчилар олдида тизимли асосда инновацион ечимларни амалга оширишни ўрганиш масаласи туради. Инновация дейилганда биз турмушнинг турли соҳаларидаги билимлар синергетикасидан иборат бўлган объектлаштирувчи янгини тушунамиз, у нафақат ушбу янгини яратган субъектив реалликка, тафаккургагина тааллуқли бўлмасдан, балки реалликка олиб кирилган, конкрет маъноларни рўёбга чиқариш мақсадида илгари мавжуд бўлмаган ва атрофдагилар томонидан янгилик сифтида тан олинадиган ҳолатдир.

Индустриал жамиятнинг шаклланиши янгиликка нисбатан ижобийлик муҳити ва муносабатни юзага келтирди. Бундай муҳитнинг пайдо бўлишида фан-техника тараққиёти, иқтисодий рақобат, меҳнатни илмий ташкил қилиш, ижтимоий-маънавий рационаллик катта роль ўйнади. Янгиликка бўлган интилиш, янгиликни тадбиқ қилиш орқали эҳтиёжларни қондириш, турли ноанъанавий хизмат кўрсатиш соҳаларини яратиш доимий жараён тусини олди. Бундай жараёнлар когнитив инновация негизида юзага келади. Шу боис янгиланиш жараёни, унинг назарий ва амалий масалалари бугун тадқиқот предметига айланиб бормоқда. Когнитив инновация кенг ижтимоий онг йўналишига айланишининг сабаб ва оқибатини жамиятда содир бўладиган инновацион тараққиёт ташкил қиладди.

XX асрда инновацион тафаккур ғоясининг ижтимоий, рухий-маънавий ва илмий-назарий заминлари, манбалари вужудга келди. Моҳиятан унумли тафаккур ва ижодий тафаккур турлари инновацион тафаккур ғоясининг илмий-назарий манбаларини ташкил қиладди.

Инновацион тафаккур инсоннинг ўсиб ва такомиллашиб бораётган эҳтиёжларини қондиришга, янгидан-янги ғоялар, лойиҳалар ва қадриятларни ихтисослашган жамоалар ва корхоналарда мунтазам равишда

ишлаб чиқаришга қаратилган ижодий тафаккурдир. [3.2] Демак жамиятда изчил ривожланиш ҳамда фаолият самарадорлигини оширишда инновацион тафаккур асосий ўринга кўтарилади. Инновацияларни кучлантиришга ҳар ким ҳам қодир эмас. Шунинг учун инновацион тафаккур бағрида инновациянинг келиб чиқиш механизмининг таҳлил қилиш ва кейинчалик инновацион таълим ёрдамида ушбу механизмнинг кўпчиликка таалукли бўлишини таъминлаш муҳим масала ҳисобланади. Бу ўринда биринчи навбатда қилиниши керак бўлган вазифа, ёшларнинг, умуман одамларнинг тафаккурини ўзгартириш, уларнинг онгида демократик кадриятлар, қонунга бўйсунини мустаҳкамлаш ва қонун устуворлигига эришишдан иборат. Россиялик олим В.П.Делия инновацион тафаккурни когнитив ва инструментал фаолият босқичларига ажратади. [4.1]

“Когнитив босқич ички рефлексия кўринишидаги янги билимнинг билиш субъектининг ўзи учун фикрнинг ҳаракати билан характерланади.

Инструментал босқич янги билимни амалий фаолиятда рўёбга чиқариш ва объективлаштириш жараёнидан иборат бўлади.

Тадқиқотчилик нуқтаи-назаридан қараганда когнитив босқич субъект томонидан объект тўғрисида эгалланган барча билимларни ва шунингдек билишнинг инновацион жараёнининг рефлексив (ички) томонларини ҳам ўзига қамраб олади. Шу тариқа, инновацион тафаккурнинг когнитив босқичи – бу субъектив реалликда инновацияларнинг пайдо бўлиш жараёни бўлиб, янги билимнинг мазмунини билиш ва инновацияларни кучлантириш орқали тафаккурда содир бўлади.

Субъектив реалликда инновацияларнинг пайдо бўлиш жараёни –бу билиш жараёни бўлиб, унда субъект муаммо ва зиддиятларни ҳал этишда қўйилган мақсадлар ечимидаги янгиликни излашни амалга оширади. Билиш жараёнини биз нафақат диалектик материалистик анъаналарга таяниб қолган ҳолда, балки фанлараро, биринчи навбатда турли фалсафий қурилмалар, билиш назарияси, психология, педагогика фанларига асосланган ҳолда қараб чиқамиз.

Инновацион тафаккурнинг иккинчи – инструментал босқичи кўпроқ инноватика фани (педагогикада педагогик технологиялар) билан боғлиқ бўлиб, кучлантирувчи инновацияларни ўз вақтида амалиётга татбиқ этиш, уларни кенг омма учун нусхалаш, одатий, барча учун мумкин бўлган ҳолатга ўтказишга қаратилади. Демак, инструментал босқич-бу инновацион тафаккурнинг натижаларини самарали рўёбга чиқаришга имкон берувчи маълум бир технологик характердаги кўринишларда инновацияларни намоён этиш имконидир”.

Ушбу икки қурилма натижасида биз инновацион тафаккурнинг жараён сифатида мавжуд бўлишининг фалсафий механизмини тасаввур этишимиз мумкин, бу фикрнинг инновацион тафаккур маҳсули сифатидаги инновацияларни яратиш бўйича ҳаракатидир. Ушбу механизмнинг

аниқланиши шахсинг шундай инновацион типини шакллантирувчи шарт-шароитларни излаш вазифасини қўяди.

Бу масаланинг аҳамиятли жиҳати шундаки, кишиларнинг тафаккурини, одат тусига кирган қоидаларини ўзгартириш жуда муҳим. Ривожланишнинг эволюцион йўлини танлаган юртимизда, ҳар бир босқичда кишиларнинг тафаккурини ўзгаришларни қабул қилишга тайёрлаб, уларни амалий ишлар билан янги тузумнинг афзаллигига ишонтириб, бошқа мамлакатларда юз йиллар давомида барпо этилган қадриятларга эришиш мумкин.

Ўзбекистон фуқаролик жамиятини барпо этиш йўлида инсон онги ва қалби билан боғлиқ бўлган, уни ислоҳ қилиш, янгилаш, маънавий-руҳий «таъмирлаш» каби сермашаққат йўлдан борди. Бу жуда катта сабр-бардош, сиёсий қудрат, сиёсий маданият ва сиёсий ирода талаб этадиган ижтимоий заруратдир. Бу ўринда шаклланаётган янгича тафаккур тарзини ишлаб чиқариш жараёнларига қўллаш, иқтисодий фаолиятга тадбиқ қилиш самарали натижаларни беради.

Когнитив инновация натижасида юзага келган янги билимлар асосида қурилган инновациялар жамият диққат марказида туради ва катта даромад келтиради. Инновацияларни амалга тадбиқ қилиш таваккалчилик, кафолатланмаганликнинг юқори даражаси билан изоҳланади.

Янгиликнинг бундай хилма-хиллиги истиқболли ғоя асосига қурилган янги билим билан ифодаланади. Микдорий муносабатларда улар биргаликда олинган барча янгиликлардан ўзиб кетади. Истиқболли ғоя таваккалчиликка асосланган ва инновацион имкониятларнинг умидли манбаи ҳисобланади. Аммо уларнинг қайси бири муваффақият келтиради-ю, қайсиси йўқ - буни олдиндан айтиш қийин. Бироқ улар самарадорлиги анча юқори бўлиши билан бир мунча афзалликларга эгадир. Албатта когнитив инновацияни кенг имкониятларини яна бошқа кўплаб мисоллар билан асослаш мумкин. Умуман олганда инновацион тараққиёт дастлаб инновацион тафаккурни шакллантиришни тақозо этади. Жамиятда ривожланиш ва тараққиёт йўлидаги ислохотларни амалга оширишда когнитив инновация фаолияти натижа самарадорлигининг муҳим шартига айланиб бораверади.

#### **Фойдаланилган адабиётлар:**

1. Қўшоқов Ш. Инновацион тафаккур концепцияси. Фан ва фалсафада инновацион тафаккур муаммолари. Илмий мақолалар тўплами. Самарқанд, 2010 й. 18 бет.
2. Кубаева Ш. Ўзбекистонда демократик ислохотларни амалга оширишда инновацион тафаккурнинг роли ва аҳамияти Ижтимоий фикр – инсон ҳуқуқлари. Т. № 3/2015 й. 55-58 бетлар
3. Ўша тўплам. 17 бет
4. Делия В. П. Инновационное мышление в XXI веке. Балашиха 2011 г. 75 бет УДК 336.011

*Кудря Ю.С.  
студент  
научный руководитель: Сухарникова М.А., к.э.н.  
доцент  
РГАУ-МСХА им. К.А. Тимирязева*

## УПРАВЛЕНИЕ ГОСУДАРСТВЕННЫМ БЮДЖЕТОМ

*Аннотация: В данной статье будут рассмотрены основные понятия, связанные с государственным бюджетом, аспекты распределения бюджетных средств; проанализированы причины бюджетного дефицита.*

*Ключевые слова: Бюджет, дефицит, профицит, доходы, расходы.*

*Kudrya Yu.S.  
student  
Scientific adviser: Suharnikova M.A., Ph.D. D.  
associate professor  
RSAU-Moscow Agricultural Academy named after K.A. Timiryazeva*

## STATE BUDGET MANAGEMENT

*This article will consider the basic concepts related to the state budget, aspects of the distribution of budgetary funds; analyzed the reasons for the budget deficit.*

*Key words: budget, deficit, surplus, income, expenses.*

Бюджет правительства - это сводка или план предполагаемых доходов и расходов этого правительства. Существует три типа государственного бюджета: действующий или текущий бюджет, капитальный или инвестиционный бюджет и бюджет денежных средств или денежных потоков.

Муниципалитет - это городская территория, обычно город или город, который управляет собой и управляет своими собственными доходами и расходами. Муниципалитеты должны создавать официальные бюджеты, как правило, на ежегодной основе. Это формальные планы, которые определяют финансовый статус и учитывают предполагаемые расходы на основные услуги.

Распределение муниципального бюджета - это планируемый финансовый план. В целом, бюджет учитывает ожидаемые доходы и выделяет ресурсы на конкретные расходы. В крупных городах



муниципальный бюджет может быть сложным комплектом документов, в котором излагаются средства, с помощью которых ресурсы из многих источников будут распределяться на различные департаменты и службы. Распределение муниципального бюджета небольшого города может быть коротким, сжатым одностраничным планом.

Как правило, муниципальный бюджет содержит два основных типа категорий: ожидаемые доходы и сметные расходы на предстоящий финансовый год или шесть месяцев, если бюджет будет раз в два года.

Количество подкатегорий, которые составляют общие доходы и расходы, варьируется в зависимости от размера муниципалитета, налогов и сборов, взимаемых местным правительством, и количества услуг, предоставляемых муниципалитетом своим жителям.

Ожидаемые поступления в муниципальные бюджеты обычно включают подробный отчет о ожидаемых доходах и источниках, из которых будет получен доход. Общие источники муниципальных доходов включают налоги - собственность, занятие (доход), использование автотранспортных средств и туризм (гостиница, ресторан и ликер).

В районах, где коммунальные услуги, такие как вода, канализация, электричество и газ, принадлежат или управляются муниципалитетом, жители могут выплачивать налог на коммунальные услуги. Плата, взимаемая за лицензии и разрешения на строительство, является частью многих муниципальных бюджетов. В некоторых районах объединенные города и города получают часть государственных доходов.

Расходы в муниципальном бюджете включают предполагаемые расходы на услуги, предоставляемые местным правительством. Среди этих расходов обычно выделяются заработная плата, заработная плата и льготы для муниципальных служащих, а также расходы на снабжение и жилье для обслуживания и эксплуатации государственных учреждений. Большие муниципалитеты могут предоставлять школы и финансировать социальные агентства для своих жителей.

Однако многие муниципалитеты, как крупные, так и малые, предоставляют услуги общественной безопасности, такие как правоохранительные органы, противопожарная защита и служба экстренной помощи.

Многие городские районы также предоставляют общественные парки, библиотеки, бассейны и другие общие помещения. Поддержание этих общественных зон, а также дорог и систем общественного транспорта - другие общие расходы.

Основу отраслевой группировки расходов государственного бюджета составляет общепринятое деление экономики на отрасли и виды деятельности.

Исходя из него расходы в производственной сфере подразделяются по отраслям народного хозяйства на развитие промышленности, сельского

хозяйства, капитального строительства, транспорта, связи, торговли и др. в непроизводственной - по отраслям и видам общественной деятельности на народное образование, культуру, здравоохранение, социальное обеспечение, государственное управление и т.д.

Так, необходимость усиления социальной направленности всего общественного развития требует сегодня больше средств направлять в социальную сферу, обеспечивая ускоренные темпы ее роста.

Вместе с тем, кризисное состояние экономики, десятилетиями длящееся отставание аграрного сектора обуславливают необходимость бюджетных вложений и в отрасли материального производства такое инвестирование государственных ресурсов создает предпосылки для развития передовых технологий, реализации программы конверсии оборонных предприятий, технического перевооружения базовых отраслей народного хозяйства. Крупные средства выделяются на экологию в соответствии с комплексными целевыми программами.

Бюджетный дефицит является результатом:

- ошибок в процессе бюджетного планирования;
- низкой дисциплины исполнения бюджета в форме недополучения доходов или превышения расходов;
- огромные средства идут на обслуживание военных действий;
- развития инфляционных процессов;
- необходимости обслуживания значительного внешнего и внутреннего долга.

В настоящее время в нашем государстве не наблюдается профицит бюджетных средств, так как, к сожалению, Россия подпадает подо все пункты, обуславливающие дефицит бюджетных средств.

#### **Использованные источники:**

1. Бюджетный кодекс Российской Федерации :с измен. и доп. на 1 ноября 2001г.-М.:Проспект,2011.-153 с.
2. Годин А.М. Бюджет и бюджетная система Российской Федерации :учебное пособие /А.М. Годин, И.В. Подпорина -2-е изд.,перераб. и доп.- М.: Дашков и К\*,2012-338 с.
3. Вышегородцев М.М. Управление бюджетом: Курс лекций /М.М.Вышегородцев -М.:Дело и Сервис,2012.-680 с.
4. Государственные и муниципальные финансы: Учебник для студ.вузов А.Я.Быстряков, Т.Д. Викулина, В.Ф.Воля и др. ; Под.общ.ред. И.Д. Мацкуляка.- М:Изд-во Рос. Акад.гос. службы,2013.-680 с.

УДК 004.02:004.5:004.9

*Кузибаева Г.С.  
студент 2 курса  
факультет узбекской филологии  
Ташкентский государственный университет узбекского языка и  
литературы имени Алишера Навои*

## **ЛИТЕРАТУРНЫЙ АНАЛИЗ КОРОТКИХ РАССКАЗОВ О. ГЕНРИ**

*Аннотация: Вследующей статье анализируются краткие сказки, новеллы О. Генри с литературной точки зрения с подходящими примерами.*

*Ключевые слова: Краткие рассказы, инструменты литературы, сказки.*

*Kuziboeva G.S.  
2nd year student  
Faculty of Uzbek Philology  
Tashkent State University of Uzbek Language and Literature  
named after Alisher Navai*

## **THE LITERAL ANALYSES OF THE SHORT STORIES OF O. HENRY**

*Abstract: The below given paper aims to analyze the short stories of O. Henry from literal point of view along with the appropriate examples.*

*Key words: Short stories, devices, tales, literature*

Language is so great potential, that one can be surprised by its functions and acts. Language is never simple, yet there is a widening gulf between the everyday language that we are in on daily basis and the language of literature whose function is worlds apart from those which are used for its own sake as a communication. Language of literature is quite unique and enigmatic, figurative, many-edged sword that can be used for different actions. And for these reasons the literature has always attracted people and thrived through this. Apart from this living nurture of literature, the creator of it also does loads to make its own literature blossom and become prevalent in many dimensions of culture. Among this kind of creators short story writer *O. Henry* occupies deeply-rooted tree, as we can refer to elaborate actuality of the writer metaphorically. English literature followers are highly influenced by the works of the writer and they choose hardly country and culture. No physical border can hamper readers to comprehend the direct or indirect messages that the writer was going to let out. The English literature stands at the crucial turn in terms of the amount of the contribution to

the development of the genre of short story. The genre has seen stylistic revolution of the devices by the stories of O. Henry making the short story turn to mature, fully elaborated genre.

### **The figurative language used in the short stories of O. Henry**

The works of **William Sydney Porter** (O. Henry) is hardly mind-numbing. By comprehending the figurative language, the readers can never be puzzled, in complete contrast their mindset will be as thankful as their stomach, as the messages behind the short stories of O. Henry are food for thought. Here it should be mentioned that the more they are read, the more nurture the explorer can discover and consume. No other short-story writer can compare to O. Henry in terms of the abundance of the social, cultural and moral messages. He mainly wrote about reversal of fate, findings of adventures and outings, chronic yearnings of mankind. The lexicon of O. Henry is so straightforward, however arranged fantastically in due course and in due order. His words are conventionally well-established even though the writer tried at his optimum to use common vocabulary but relevant combinations of them enable to hide colossal potential. At most cases they are hardly in harmony with our conceptualizations about how we use these words in daily lifestyle. There is no word used in vain, every word is used for special purpose. O. Henry's style is often described as "smile with tears" (oxymoron-literal style which refers to the combinations of words that have opposite, incongruous or very different meanings) it refers to the puns and cunning occurrences and maltreatment of the words and twisted method of his devices. The devices like these can occur in Uzbek literature as well, in particular in short stories by A. Qahhor (in stories namely, "Thief", "The patient") and Said Ahmad (in stories like "Qorako'z majnun" this refers to utterances devoted to a dog and "Qochoq") The constant readers of this writer are lucky to be presented with variety of unprecedented and unexpected and unheard endings. The endings are typical of his writing. Here it would be fair to mention the endings of the short stories such as "The gift of the Magi" and "The Last leaf". They end with sudden churning and upheaval of events. The following offers analyses of the ending of this type. The main male and female characters of "The gift of the Magi" Jim and Della, recently married couples are troubled not to have enough money to buy gifts to their significant other, without any choices they have to sell their own most precious possessions for presents for their soul mates selflessly. Jim sold his valuable gold watch to buy comb for his sweetheart, while Della sold her beloved hair to buy gold chain for his valentine. This plot and attractive title maintain the interest and delight of the reader till the last line of the story. Furthermore, "The last leaf" also drags the attention of readers with not only the mind-blowing ending but also the thorough development of the plot. The story called "The last leaf" deals with a young woman Johnsy suffering from pneumonia who has lost her hope for the future feeling herself as nobody in the middle of the nothing. She firmly believes she is likely to die when the ivy vine outside her window loses its last leaf. The story puts every reader in hesitation whether the tree is helping by

holding its last leaf resistently. It is not revealed that the last leaf was Behrman's great masterpiece—he painted the last leaf before the night it fell until the last line. Hither to the ending the attention is kept undividedly and anxiously. These two are the one aspect of his literature, yet there are many factors that prove the uniqueness of his literature. They are the figurative and stylistic devices used abundantly

### **The figurative devices of several stories O. Henry**

Pleonasm refers to using more words than necessary to denote mere sense (From Latin word *pleonasmus*— to be excessive) redundancy; *Simile* refers to the skill of comparison of something or somebody unlike by using words like or as (f.e cheeks like roses); *Hyperbola* is the device that exaggerates the elements of the descriptions beyond belief (f.e her face was yellow as gold); *Repetition* is a kind of device to emphasize the tension which includes the repetition of words more than once in a sentence or in a single utterance; Euphemism refers to a mild or pleasant phrase that is used instead of one that is unpleasant or offensive (From Latin word *euphemos*-sounding good); Personification refers to the practice of representing a thing or idea as a person in literature. Here in the following you are presented with bunch of these devices in writings O. Henry.

Her eyes were shining brightly, but her face had lost its color. (The gift of the Magi) Personification. Actually, she has lost brightness of her face but in the sentence the face is taken as the action performer.

If a queen had lived in the rooms near theirs, Delia would washed her hair there the queen could see it. Delia knew her hair was more beautiful than any queen's jewel and gifts. (The gift of the Magi) Hyperbola. Here the physical beauty is exaggerated by words jewel and gift and say explicitly that the queen even could have been envious of her hair.

Jim knew that no king had anything so valuable. (The gift of The Magi) Hyperbola. Here hyperbola deals with the same function as the previous example. The value of the item in Jim's possession is even more expensive than any other king's.

So now Delia's beautiful hair fell about her, shining like a falling stream of brown water. It reached below her knee. it almost made itself into a dress for her. (The gift of the Magi) Here the personification is really expressive along with the metaphor used (hair-dress), the writer allows the hair shine and act like stream of water.

Oh, the next two hours seemed to fly. (The gift of the Magi) Here the personification is used to personify certain amount of time (two hours) to fly as living creature.

With her short hair, she looked like a schoolboy. (The gift of the Magi) Here the hero is said to be alike to schoolboy. Similes can be based the quality, amount, the action. This simile is based on the quality (short) I look like a girl who sings and dances for money (The gift of the Magi) In this sentence the lyric hero



says to be alike to a girl on the base of the performance that she does (sings and dances).

Then she heard his step in the hall and her face lost color for a moment. (The gift of the Magi) personification is used to personify the face of girl.

He was as quick as a hunting dog when it is near a bird. (The gift of the Magi) The writer here uses simile based on quality (quickness). The usage of the hunting dog serves to highlight the level of quality.

It was not anger, nor surprise, nor anything she had been ready for. (The gift of the Magi) Repetition as a stylistic device has a crucial role to emphasize the whole meanings of the sentence. Here the words not, nor, nor accounts for repetition.

You don't know what a nice – what a beautiful nice gift I got for you (The gift of the Magi) Repetition here happens with usage of the word *what* twice. It serves as the device that reveals the great delight of the hero.

Maybe the hairs of my head could be counted, but no one could ever count my love for you. (The gift of the Magi) Hyperbola can be explained with this very salient example. As all we know counting hair is hard to believe. One can never count his hair in reality. The infiniteness of the love of the hero is compared with the number of hair, even the amount of hair is overtaken by the rate of love he has. The gold seemed to shine softly as if with her own warm and loving spirit. (The gift of the Magi) Here we can analyze several examples of personification. Gold is item that can shine. But the qualities of shining process are like humans'. Warmness and love and spirit are characteristics of human transferred to the qualities of objects here.

His light green eyes looked out from a gray face on which there was still a little food. (Two Thanksgiving day gentlemen). Here the writer created a good example of personification. The writer could have written as *he looked out of...* yet, he wrote as *His green eyes looked...* If he had written simply and directly the expressiveness would have been lost. And the writing would have been of little value.

It seemed to him that his dinner had included all the turkey and all the other food in the whole world. (Two Thanksgiving day gentlemen) it is the utmost example of hyperbola. The action of sentence is far from reality, it can only be imagined. Here hyperbola gives a hint about the abundance of the dinner table. That was a thing that old gentlemen was trying to make into a tradition. (Two Thanksgiving day gentlemen) Here we can find pleonasm (Using more words than expected). The beginning of the sentence *that was a thing* is pleonasm. The function of pleonasm here to highlight the part of the sentence.

In order to build a tradition, we must do the same thing again and again for a long time. (Two Thanksgiving day gentlemen). Here Repetition with the word *again* serves to show the quantity of the action and the complaint about the repetition of the performance of the verb *do*.



If you will come with me, my man, I will give you a dinner that will surely make your body as thankful as your mind. (Two thanksgiving day gentlemen). Here can be analyzed examples of two different stylistic devices: Personification and simile. That the body is said to be identical to mind is simile. And Personification is built on the word *thankful*. Thankfulness is related to emotions of human.

His face was getting older every year, but his clothes were very clean and fresh. (Two Thanksgiving day gentlemen) Here the writer tried to soften the message by using softer words. It is called in literature as euphemism.

Suppose a painter had some painting materials for which he had not paid. Suppose he had no money. Suppose a man came to get the money. (The last leaf). Repetition of the verb *suppose* is never redundant. It carries special purpose of multiplying the reaction.

They discovered the same kind of art, the same kind of food, the same kind of clothes. (The last leaf). Repetition here emphasizes the monotonousness of items.

The cold breath of window had already touched it. (The last leaf). Here the stylistic device personification occurs relevantly. Personifications here are based on the words *breath* and *touched*. Taking breath is something typical of animated things, however the window have possessed the breath seemingly.

She said that she was afraid that Johnsy would indeed sail down, down like the leaf. (The last leaf). That fading of a person is expressed with the falling of leaf is simile. The repetition of the word *down* is for stress boom.

The most lonely thing in the world is soul when it is preparing to go on its far journey. The ties that held her to friendship and to earth were breaking, one by one. (The last leaf) It seems from this sentence the soul can head for travel leaving its shelter-body. Here it is personification carefully chosen.

His shoes and his clothes were wet and cold as cold as ice (The last leaf). It is easy to find element of simile. The words like *as, like, as though* are the elements of simile.

But there was the red light of a fire, and a noise as if Cupid might be making his arrows. (Hearts and crosses) Here we can face very inherent way of building simile. It is the usage of obvious to all word *Cupid* (the angel of love) in an appropriate way. His action is inserted to express the case of the sky.

All above -mentioned devices proves that O. Henry is an expert at using more than one techniques simultaneously. This can only belong to few writers on the island of literature. Furthermore, he uses all the expressions to readers' surprise, unexpectedly. And for those who are learning the foreign language through literature the collections O. Henry serve as an exciting way. An extra bonus in learning a language is that stories are rooted in culture. (Judith Kay) These writings will always be the role-model writings for the upcoming new trends in literature.

### References:

1. "*Short stories of O. Henry*" "The gift of the Magi" page 1, "Two thanksgiving day gentlemen" page 7, "The last leaf" page 12, "The caliph, cupid and the clock" page 78
2. Current Garcia "A study of the short stories of O. Henry."
3. \* "Discovering fiction" page XIX

*Леготина Е.С.  
Тольяттинский государственный университет  
Российская Федерация, г. Тольятти*

## **СРАВНИТЕЛЬНАЯ УГОЛОВНО-ПРАВОВАЯ ХАРАКТЕРИСТИКА ГРАБЕЖА, РАЗБОЯ И ВЫМОГАТЕЛЬСТВА КАК ПРЕСТУПЛЕНИЙ ПРОТИВ СОБСТВЕННОСТИ**

*Аннотация: В статье проанализированы уголовно-правовые нормы, характеризующие такие преступления против собственности как грабеж, разбой и вымогательство. Также автором обозначены особенности квалификации данных преступных деяний.*

*Ключевые слова: уголовная ответственность, преступность, грабеж, вымогательство, разбой, объективные и субъективные признаки преступлений.*

*Legotina E. S.  
Togliatti State University  
Russian Federation, Tolyatti*

## **COMPARATIVE CRIMINAL LAW CHARACTERISTICS OF ROBBERY, ROBBERY AND EXTORTION AS CRIMES AGAINST PROPERTY**

*The article analyzes the criminal law norms that characterize such crimes against property as robbery, robbery and extortion. The author also outlines the features of the qualification of these criminal acts.*

*Keywords: criminal liability, crime, robbery, extortion, robbery, objective and subjective signs of crimes.*

Родовым объектом всех преступлений против собственности являются общественные отношения, обеспечивающие нормальное функционирование экономики России как целостного народно-хозяйственного комплекса. Видовым объектом считаются отношения собственности в целом, включающие права любого собственника по владению, распоряжению и пользованию имуществом.

Непосредственным объектом всех преступлений против собственности является конкретная форма собственности, определяемая принадлежащим имуществом. Непосредственным дополнительным

объектом разбоя являются отношения, обеспечивающие жизнь, здоровье, телесную и психическую неприкосновенность человека.

Непосредственным объектом преступления, предусмотренного ст. 163 УК РФ [9], могут являться отношения, обеспечивающие честь и достоинство потерпевшего и его близких, а также их личную неприкосновенность и здоровье.

В уголовном законе (ст. 161 УК РФ [9]) грабеж определяется как открытое хищение чужого имущества. Квалифицированным видом грабежа является его совершение с применением насилия, не опасного для жизни и здоровья, либо с угрозой применения такого насилия (п. «г» ч. 2 ст. 161 УК РФ).

В отличие от насильственного грабежа, разбой определяется как нападение с целью хищения чужого имущества, совершенное с применением насилия, опасного для жизни или здоровья, либо с угрозой применения такого насилия (ч. 1 ст. 162 УК РФ).

Оба преступления- и насильственный грабеж, и разбой являются двуобъектными преступлениями, так как посягают одновременно на отношения собственности и здоровье человека (в качестве дополнительного объекта). Грабеж, не связанный с применением насилия, посягает лишь на один объект, общий для всех форм хищений.

В отличие от насильственного грабежа, который является открытым хищением, это не имеет значения для разбоя. Например, это может быть удар сзади, удушение сзади веревкой, использование слезоточивого газа или психотропного вещества.

Р.З. Абдулгазиев, В.Ю. Казаков объясняют понятие «нападение» как определяющий признак объективной стороны разбоя, весьма необоснованно, на мой взгляд, включают в его содержание «скрытность» для жертвы совершенного действия. Итак, В.Ю. Казанков предлагает дополнить ст. 162 Уголовного кодекса Российской Федерации со следующим примечанием: «Под нападением ... необходимо понимать активные преднамеренные насильственные действия, опасные для жизни или здоровья, или угрозы такими действиями, неожиданными для жертвы (подчеркнуто В. В.)». Р.З. Абдулгазиев также определяет нападение как «активное и неожиданное агрессивное воздействие, создавая реальную опасность немедленного и немедленного применения насилия к жертве [3, с. 7].

Постановлением Пленума Верховного Суда РФ «О судебной практике по делам о краже, грабеже и разбое» [6] от 27 декабря 2002 г. установлено, что под насилием, опасным для жизни или здоровья (статья 162 УК РФ), следует понимать такое насилие, которое повлекло причинение тяжкого и средней тяжести вреда здоровью потерпевшего, а также причинение легкого вреда здоровью, вызвавшего кратковременное расстройство здоровья или незначительную стойкую утрату общей трудоспособности.

По части первой статьи 162 УК РФ следует квалифицировать нападение с целью завладения имуществом, совершенное с применением насилия, опасного для жизни или здоровья, которое хотя и не причинило вред здоровью потерпевшего, однако в момент применения создавало реальную опасность для его жизни или здоровья. Применение насилия при разбойном нападении, в результате которого потерпевшему умышленно причинен легкий или средней тяжести вред здоровью, охватывается составом разбоя и дополнительной квалификации по статьям 115 или 112 УК РФ не требует. В этих случаях содеянное квалифицируется по части первой статьи 162 УК РФ, если отсутствуют отягчающие обстоятельства, предусмотренные частью второй или третьей этой статьи. Если в ходе разбойного нападения с целью завладения чужим имуществом потерпевшему был причинен тяжкий вред здоровью, что повлекло за собой наступление его смерти по неосторожности, содеянное следует квалифицировать по совокупности преступлений – по пункту «в» части четвертой статьи 162 и части четвертой статьи 111 УК РФ [6].

В настоящее время судебная практика испытывает некоторые трудности по разграничению данных составов. Так, примером переквалификации одного преступления на другое может послужить уголовное дело 44у-959/2017 в отношении З.А.Р. Гражданин З. приговором Туймазинского суда был осужден за преступление, предусмотренное ч.2 ст. 162 УК РФ. Преступление было совершено при следующих обстоятельствах: З.А.Р. умышленно из корыстных побуждений решил ограбить торговый павильон, угрожая продавцу павильона через открытую форточку ножом, требуя передать деньги из кассы. Как уже было изложено выше, Постановлением Пленума Верховного суда РФ «О судебной практике по делам о краже, грабеже и разбое» от 27.12.2002 №29 установлено, что при совершении преступления, соединенного с применением насилия, вопрос о признании в действиях грабежа или разбоя следует решать с учетом всех фактических обстоятельств дела, в том числе места сошествия преступления, характера предметов, которыми они угрожали потерпевшему, субъективного восприятия угрозы, и др.

Из показаний потерпевшего П. и свидетеля М. становится ясно, что в павильоне потерпевший находился вместе с продавцом А. Затем в форточку ларька постучали. Продавец открыла форточку, стоявший мужчина требовал деньги и пиво, в правой руке мужчины они (П и М) увидели лезвие ножа. М. и П. вышли на улицу и, догнав мужчину (Загрутдинова) у магазина № 20, стали разбираться. Мужчина махал перед ними ножом. В это время подъехали сотрудники полиции и, чтобы предотвратить конфликтную ситуацию, отвезли его домой. Из вышеизложенных обстоятельств дела следует, что в тот момент, когда Загрутдинов А.Р., демонстрируя нож, требовал у продавца А Л. деньги, А находилась внутри ларька вместе с П. (владельцем киоска) и М. гражданин З. находился на улице и требовал

передачи имущества через форточку. При таких данных следует признать, что угроза, выраженная демонстрацией ножа, не могла быть реализована, то есть угроза в отношении А. не была реальной.

Постановлением суда надзорной инстанции Президиум Верховного суда Республики Башкортостан г. Уфа преступление было переквалифицировано на ч.3ст. 30, 161 ч.2 п. «г» УК РФ [1].

Далее обратимся к рассмотрению еще одного состава, входящего в группу преступлений против собственности, - вымогательство.

Вымогательство, в соответствии со статьей 163 УК РФ, означает требование передачи имущества или права на собственность или совершение других действий имущественного характера под угрозой насилия или уничтожения или повреждения чужого имущества, а также под угрозой распространения информации, которая обеспечивает жертву или его родственников, или другой информации, которая может нанести значительный ущерб правам или законным интересам потерпевшего или его родственников.

Содержание прямого объекта вымогательства заполняется законодателем путем включения в норму таких понятий, как собственность, право собственности (имущественные права) и действия имущественного характера. Следует отметить, что в отношении этих понятий и их роли в характеристике вымогательства в научной литературе высказываются различные точки зрения [2, с. 188].

Включение законодателем жизни, здоровья, чести и достоинства, неприкосновенность частной жизни как дополнительных объектов этого преступления вряд ли можно считать успешным, поскольку выравнивание жизни, чести, достоинства и деловой репутации явно не способствует принципу обоснованного дифференциация уголовной ответственности.

Так, в Постановлении Пленума Верховного Суда Российской Федерации указано: «характер общественной опасности преступления, предусмотренного статьей 163 Уголовного кодекса Российской Федерации, определяется направленностью посягательства на отношения собственности и иные имущественные отношения, а также на личность (здоровье, неприкосновенность, честь и достоинство, иные права и законные интересы). Необходимо учитывать, что при вымогательстве виновное лицо действует с умыслом на получение материальной выгоды для себя или иных лиц» [7].

В соответствии с формулировкой, приведенной в диспозиции статьи 163 УК РФ, состав вымогательства предполагает под собой угрозу применения любого вида насилия в процессе совершения преступления - начиная от побоев и заканчивая причинением тяжкого вреда здоровьем или даже угрозой убийством. Причем обязательным признаком применения насилия или угрозы применения насилия должно являться то условие, что угроза должна быть реальной. То есть лицо, которому причиняется вред при



совершении преступления, должно бояться исполнения этой угрозы в реальности [8].

Вообще, при совершении данного преступления угроза, используемая в качестве способа понуждения потерпевшего к выполнению желаемых для виновного действия, используется в качестве психического насилия, которое, в некоторых случаях, для реальности осуществления угрозы может подкрепляться физическим.

Важно отметить, что адресатом угрозы может быть как сам потерпевший, к которому обращено требование, так и его близкие.

Причем в статье 163 УК РФ говорится не о близких родственниках, а о близких людях, то есть, идет речь о расширительном понятии. Причем вопрос о том, является ли потерпевшему человек близким, решается самим потерпевшим.

Требование удовлетворить законные имущественные претензии (например, возратить долг), даже если оно сопряжено с угрозой, состава вымогательства не образуют.

Вымогательское требование состоит в выраженном в любой форме (устной, письменной, иной) предложении виновного передать ему чужое имущество или право на имущество либо совершить другие действия имущественного характера.

Можно согласиться с А.Н. Игнатовым в том, что требование – «это строгое указание, равносильное приказу». Его отличие от просьбы заключается в том, что «проситель передает решение вопроса (выполнение просьбы) на усмотрение лица, к которому обращена просьба, а требование предполагает безусловное выполнение» [5, с. 257].

Причем для квалификации деяния не имеет значение совершения каких действия добивается виновный: хочет ли он разового их совершения или преследует цель систематического выполнения потерпевшим его требования. Основным отличием вымогательства от грабежа и разбоя, в соответствии с правоприменительной практикой, считается то, что угроза применения насилия при вымогательстве осуществляется в будущем времени [12, с. 101].

Но, так как понятие «будущего времени» распространяется и на то время, которое наступает сразу же после применения угроз, некоторые авторы считают нерациональным различать грабеж, разбой и вымогательство по этому ку [11, с. 258].

Действительно, понятие «будущего времени» достаточно неопределенная и длаящаяся категория, поэтому при квалификации существуют некоторые трудности, так как разрыв во времени между высказыванием угрозы и ее осуществлением может быть незначительным.

На наш взгляд, данный признак можно использовать в качестве разграничительного, но его использование должно быть подкреплено совокупностью других признаков, отличающих один состав от другого.

По конструкции состава вымогательство схоже с разбоем, так как считается усеченным составом, то есть, преступление считается оконченным с момента высказывания требования, сопряженного с угрозой, определяемой законодателем в статье 163 УК РФ.

Изучив объективные особенности элементов разбоя, вымогательства и насильственного грабежа, а также общие вопросы их квалификации, можно отметить, что признаки, отличающие их друг от друга, часто очень подвижны, а границу между ними в практической деятельности правоохранительных органов далеко не всегда легко определить. В ходе изучения данных составов стали известны некоторые объективные признаки, по которым составы отличаются друг от друга.

К данным признакам можно отнести способ совершения преступления. Так, грабеж с применением насилия представляет собой открытое для собственника или других лиц хищение чужого имущества; разбой предполагает под собой нападения в целях хищения чужого имущества; вымогательство по способу совершения преступления представляет собой требование передачи имущества (права собственности или совершения других действий). Также данные составы отличаются по характеру насилия, применяемого к потерпевшему.

Так, если при насильственном грабеже может применяться насилие только не опасное для жизни и здоровья потерпевшего, то при совершении преступлений, предусмотренных статьями 162 и 163 УК РФ, применяется насилие другого характера- опасного для жизни и здоровья, причем диспозициями данных статей охватывается любой вид насилия, а также угрозы применения насилия. Кроме того, рассматриваемые составы преступлений отличаются по конструкции состава преступления и, соответственно, по моменту окончания преступления. Грабеж с применением насилия считается оконченным с того момента, когда виновный получил реальную возможность распорядиться похищенным имуществом; разбой считается оконченным с момента нападения, а вымогательство считается оконченным с момента предъявления вымогательского требования. Также в некоторых случаях существенным отличием вымогательства можно считать то, что угроза может реализовываться лишь в будущем времени. Поэтому для правильного применения норм уголовного права необходимо полное и объективное расследование всех юридически значимых обстоятельств дела в их совокупности.

В качестве еще одного критерия, позволяющего отличать друг от друга смежные составы преступления, могут послужить субъективные признаки преступлений. Сравнительный анализ разбоя и насильственного грабежа на основании субъективной стороны показывает, что они практически идентичны в рассматриваемых критериях и характеризуются

виной в форме прямого умысла, а также корыстным мотивом и целью хищения чужого имущества.

Однако совсем иначе обстоит дело, если проводить анализ субъективных признаков насильственного грабежа и вымогательства. Потому что во время грабежа субъект стремится только завладеть имуществом. При вымогательстве же его цель - физическим или психическим воздействием принудить потерпевшего к передаче преступнику определенных ценностей. Далее, если целью грабителя является хищение вещей потерпевшего в натуре, то основная задача вымогателя - завладеть имуществом, которого на момент деяния при потерпевшем нет.

При анализе субъективной стороны вымогательства акцент делается на таком необходимом признаке, как наличие корыстной цели. Хотя в диспозиции статьи 163 УК РФ не предусмотрено наличие цели, если лицо, предъявлявшее требование, преследовало иные цели, квалификация содеянного по ст. 163 УК РФ исключается. В связи с этим цель при вымогательстве является всегда корыстной.

Если проанализировать выше изложенное с точки зрения изучения субъективной стороны грабежа, то можно выделить два момента вины преступника: интеллектуальный и волевой. Ученые утверждают, что определять интеллектуальный момент вины в грабеже следует путем анализа мотивов преступления. Как уже описывалось ранее, мотивом любого грабежа является хищение чужого имущества. Мотивом любого преступления против собственности, в том числе грабежа, разбоя и вымогательства, является стремление получить фактическую возможность владеть, распоряжаться и пользоваться чужим имуществом. Из чего следует волевой момент вины в этом преступлении - своими действиями или бездействиями заполучить чужое имущество путем его хищения у законного собственника.

Поскольку грабеж, разбой и вымогательство являются преступлениями против собственности, то можно указать, что общим для этих преступлений будет интеллектуальный момент вины. Поскольку во всех трех составах наблюдается целеустремленное желание получить собственность, право на собственность. Однако существенное отличие является между разбоем и вымогательством. При совершении разбоя сознанием субъекта охватываются следующие моменты: похищаемое имущество является чужим; у виновного нет права им распоряжаться; имущество изымается только против воли собственника; насилие, опасное для жизни и здоровья потерпевшего либо угроза применения такого насилия, рассматривается виновным как способ достижения желаемого им преступного результата.

Из чего следует, что субъективная сторона преступлений, предусмотренных статьями 161, 162 и 163 УК РФ, характеризуется прямым

умыслом и корыстной целью. Интеллектуальный момент умысла при разбое, грабеже и вымогательстве состоит в осознании виновным противоправного безвозмездного завладения чужим имуществом, а также в предвидении неизбежности причинения имущественного ущерба собственнику или иному владельцу имущества. Волевой момент умысла заключается в желании лица, совершающего преступление, наступления этих последствий. Корыстная цель в судебной практике трактуется как стремление виновного изъять и (или) обратить чужое имущество в свою пользу либо распорядиться указанным имуществом как своим собственным, в том числе путем передачи его в обладание других лиц. Отсутствие корыстной цели у виновного при завладении им чужого имущества исключает квалификацию его действий как деяния, предусмотренных статьями 161, 162 и 163 УК РФ. Содеянное в зависимости от обстоятельств может образовывать состав самоуправства или иных преступлений.

#### **Использованные источники:**

1. Дело № 44у-959/2017 из архива Верховного суда Республики Башкортостан.
2. Долгих И.П., Шебанов Д.В. Вымогательство: теоретико-правовой анализ понятия / И.П. Долгих, Д.В. Шебанов // Законность и правопорядок в современном обществе. – 2014. – № 18. – С. 187-190
3. Казанков В.Ю. Разбой как форма хищения чужого имущества: уголовно-правовой аспект: автореф. дисс. канд.юрид.наук. Ростов-н/Д, 2006. – 24 с.
4. Конституция Российской Федерации (принята всенародным голосованием 12.12.1993 с изменениями, одобренными в ходе общероссийского голосования 01.07.2020) Поправки, внесенные Законом РФ о поправке к Конституции РФ от 14.03.2020 N 1-ФКЗ, вступили в силу 4 июля 2020 года (Указ Президента РФ от 03.07.2020 N 445) // Официальный интернет-портал правовой информации <http://www.pravo.gov.ru>, 04.07.2020.
5. Лопашенко Н.А. Посягательства на собственность: монография. – М.: Норма, Инфра-М, 2013. – 327 с.
6. О судебной практике по делам о краже, грабеже и разбое: Постановление Пленума Верховного суда Российской Федерации от 27 декабря 2002 г. № 29 (в ред. от 23 декабря 2010 г. № 31) // Бюллетень Верховного суда Российской Федерации. – 2010. – № 12
7. О судебной практике по делам о вымогательстве: Постановление Пленума Верховного Суда РФ от 17 декабря 2015 года № 56 // Бюллетень Верховного суда РФ. – 2015. – № 9
8. О судебной практике по делам о вымогательстве: Постановление Пленума Верховного Суда РФ от 17 декабря 2015 года № 56 // Бюллетень Верховного суда РФ. – 2015. – № 9.
9. Уголовный Кодекс Российской Федерации от 13 июня 1996 г. № 63 – ФЗ (ред. от 31.07.2020) // Собрание законодательства РФ. – 1996. – № 25. – Ст. 2954

10. Харин Р.Е. Отличие грабежа от смежных составов преступления // Законность и правопорядок в современном обществе. – 2016. – № 34. – С. 216-220.
11. Чернышева Л.В. Проблемы отграничения насильственного грабежа от вымогательства // Вестник Нижегородской академии МВД. – 2009. – №1 (10). – С. 258.
12. Чхвимиани Э.Ж. Уголовно-правовая характеристика вымогательства // Вестник Краснодарского университета МВД России. – 2019. – № 4. – С. 98-102.

*Малахова Е.Ю.  
Тольяттинский государственный университет  
Российская Федерация, г. Тольятти*

## **НОРМАТИВНО-ПРАВОВАЯ РЕГЛАМЕНТАЦИЯ ГОСУДАРСТВЕННОГО ЭКОЛОГИЧЕСКОГО НАДЗОРА (КОНТРОЛЯ) В САМАРСКОЙ ОБЛАСТИ**

*Аннотация: В статье проанализирована нормативно-правовая регламентация государственного экологического надзора (контроля) в Самарской области. Также автором обозначены особенности экологического надзора в Самарской области.*

*Ключевые слова: область экологии, государственный экологический надзор, Конституция РФ, Самарская область, государственная власть, государственная политика*

*Malakhova E.Y.  
Tolyatti State University  
Russian Federation, Tolyatti*

## **REGULATORY AND LEGAL REGULATION OF STATE ENVIRONMENTAL SUPERVISION (CONTROL) IN THE SAMARA REGION**

*Abstract: the article analyzes the legal regulation of state environmental supervision (control) in the Samara region. The author also outlines the features of environmental supervision in the Samara region.*

*Keywords: ecology, state environmental supervision, Constitution of the Russian Federation, Samara region, state power, state policy*

Государственный экологический надзор (контроль) на уровне субъектов в своей основе опирается на базовое законодательство РФ, на специальную нормативную базу в области экологии, федеральные нормативные акты или нормативные документы кластеров (что реализовано в области государственного регионального экологического надзора в Самарской и Ульяновской области), в связи с принадлежностью к сфере государственного управления, часть регламента деятельности институтов государственной власти также используется в процессе функционирования, кроме этого формируется отдельная база законодательного регулирования на уровне регионов.

Учитывая, что реальная ситуация в области государственного экологического надзора постоянно изменяется, возникают новые угрозы и



риски в области экологии, меняется сама экосистема, требования к уровню безопасности среды обитания, нормативы и государственная политика в области экологии в целом, нормативная база государственного контроля в области экологии не статична, она постоянно редактируется и совершенствуется. Однако основой для разработки всех норм и направлений правового регулирования является Конституция РФ (с учетом поправок, внесенных Законом РФ о поправке к Конституции РФ от 14 марта 2020 г. N 1-ФКЗ) [1].

В России конституционное право граждан на благоприятную окружающую среду, достоверную информацию о ее состоянии и на возмещение ущерба, причиненного его здоровью или имуществу экологическим правонарушением закреплено в статье 42 Конституции РФ [3].

Кроме того, в статье 36 декларируется право граждан на пользование ресурсами, а именно указано что «Владение, пользование и распоряжение землей и другими природными ресурсами осуществляются их собственниками свободно, если это не наносит ущерба окружающей среде и не нарушает прав и законных интересов иных лиц» [2]. Можно отметить, что оговорка о необходимости бережного и рационального распоряжения природными ресурсами со стороны собственников – является базовой для существования самой системы государственного экологического надзора, ибо исполнение норм главного закона страны обязательно должно обеспечиваться и контролироваться со стороны уполномоченных органов государственной власти.

На базе Конституции РФ формируется второй уровень нормативного регулирования, к которому относятся федеральные законы в области экологии и государственного экологического контроля, а также документы стратегического и планового характера, определяющие целевые ориентиры государственной политики в области экологии и охраны окружающей среды, а также документы федеральных институтов экологического контроля министерств и управлений).

Следующим уровнем нормативно-правового регулирования можно считать региональный уровень, который включает как законодательство, так и административные регламенты управлений в сфере государственного экологического контроля, постановления органов исполнительной власти в области экологии и контроля природных ресурсов и охраны окружающей среды.

Следующим уровнем регламентации деятельности органов контроля и надзора в области экологии выступают ведомственные документы, административные положения и регламенты служб и управлений экологического надзора по сферам (лесной, водный, земельный и пр.), регулирующие деятельность государственных служащих по отдельным вопросам или видам надзора.

К современному моменту нормативно-правовая база государственного экологического надзора сформирована исходя из Конституции РФ и «Основ государственной политики в области экологического развития Российской Федерации на период до 2030 года», на данный документальный регламент включает около 60 федеральных законов в области экологии, более 200 подзаконных актов различного уровня и около 150 административных регламентов для служебного пользования, что позволяет сделать вывод о постепенном совершенствовании системы нормативного регулирования надзорной деятельности в сфере экологии [4].

В качестве документа регионального уровня, являющегося основой для разработки региональных экологических программ, выступает Закон Самарской области «Об экологическом образовании, просвещении и формировании экологической культуры населения Самарской области» (с изменениями на: 13.06.2017) [2]. Нормативный акт содержит концептуальные положения и целевые ориентиры в области охраны окружающей среды региона, направлен прежде всего на формирование экологической культуры,

Действует в Самарской области, и региональная программа «Охрана окружающей среды Самарской области на 2014 - 2025 годы и на период до 2030 года» (с изменениями на 16 июля 2020 года) [3], направленная на сохранение ресурсной базы, уникальной природы субъекта, снижения загрязнения, мероприятия по охране природных комплексов восстановление биоразнообразия растительности и животного мира на территории региона, обеспечение развития особо охраняемых природных территорий.

Таким образом, система нормативно-правового регулирования государственного экологического надзора включает в себя четыре уровня НПА, детализированных по сферам и функциям, ее широта зависит от позиции государственной власти регионального уровня к сфере экологического благополучия территории. В Самарской области качество нормативной базы достаточно высокое, сформирован комплекс НПА включающий стратегический и оперативный аспект экологического надзора и просвещения.

#### **Использованные источники:**

1. Кодекс Российской Федерации об административных правонарушениях: Федеральный закон РФ от 30 декабря 2001 г. № 195-ФЗ (ред. от 14.05.2018) [Электронный ресурс]. - Режим доступа: [www.consultant.ru](http://www.consultant.ru).
2. Об утверждении Основ Экологической политики РФ на период до 2030 года: Указ президента РФ от 30 апреля 2012 г. [Электронный ресурс]. - Режим доступа: <http://www.garant.ru>.
3. Об утверждении Положения о Федеральной службе по надзору в сфере природопользования и внесении изменений в Постановление

Правительства Российской Федерации от 22 июля 2004 г. № 370: постановление Правительства РФ от 30 июля 2004 г. № 400 (в ред. от 16.04.2015). – URL: <http://www.pravo.gov.ru>

4. Ферару Г.С. Методология устойчивого развития предприятий лесопромышленного комплекса как эколого-экономических систем. Автореферат диссертации на соискание ученой степени доктора экономических наук. – Архангельск: Изд-во Поморского госуниверситета им. М.В. Ломоносова, 2018. 53 с.

## **ОСОБЕННОСТИ ОЦЕНКИ ДЕЛОВОЙ РЕПУТАЦИИ ОРГАНИЗАЦИИ САНАТОРНО-КУРОРТНОЙ СФЕРЫ**

*Аннотация: в статье рассмотрены особенности оценки деловой репутации организации санаторно-курортной сферы; методы оценки и основные этапы построения системы управления деловой репутацией организации санаторно-курортной сферы.*

*Ключевые слова: деловая репутация, организация, санаторно-курортной сферы, оценка деловой репутации, этапы построения деловой репутации.*

*Malkhasyan E.A.  
Russia, Sochi*

## **FEATURES OF ASSESSING THE BUSINESS REPUTATION OF A HEALTH RESORT ORGANIZATION**

*Abstract: the article discusses the features of assessing the business reputation of the organization of the sanatorium and resort sphere; assessment methods and the main stages of building a business reputation management system for the organization of the sanatorium and resort sphere.*

*Key words: business reputation, organization of sanatorium-resort sphere, the evaluation of goodwill, the stages of building business reputation.*

В условиях современной экономики в центре внимания ученых и практиков оказалась проблема оценки деловой репутации организации санаторно-курортной сферы с целью управления их устойчивым развитием на рынке санаторно-курортных услуг и в отрасли.

Репутация организации санаторно-курортной сферы складывается из множества факторов. Сюда входят имидж предприятия как работодателя, принципы работы с заказчиками и поставщиками, финансовая «прозрачность», участие в профессиональном сообществе, социальная ответственность и многие другие. Поэтому определить, насколько сильно подействовал на репутацию тот или иной фактор, весьма затруднительно.

Для одних целевых аудиторий определяющее значение будет иметь одна группа факторов, для других — иная. Следовательно, организация может иметь положительную репутацию в глазах потребителей, но при этом плохую в кругу поставщиков.

В экономической теории предлагаются различные методы оценки деловой репутации организации. Среди них наиболее корректными считаются методы, основанные на количественных показателях [1].

Однако на сегодняшний день единой сложившейся практики оценки деловой репутации вообще и нематериальных активов в частности не существует. Оценка может также проводиться по объёму оборота, методом избыточных прибылей, методом опционов и т.д., но ни один из этих вариантов оценки не является общепринятым и каждый имеет свои недостатки [1].

Сложность с оценкой деловой репутации возникает также и тогда, когда речь идёт о непубличной компании, акции которой не обращаются на биржах и, соответственно, крайне сложно оценить рыночную стоимость компании [2].

Для оценки репутации организации санаторно-курортной сферы используются репутационные рейтинги, метод «полевой информации» или анкетирование, метод сравнения и другие.

В современных условиях является отслеживание мнений туристов в сети Интернет. Реальность резервирования проживания в любом отеле посредством сайтов для бронирования, таких как «Booking.com», «AcaSe.ru», «Expedia.com», «Onetwotrip.com», «Ostrovok.ru», «TripAdvisor.ru», «Bronevik.com», «Agoda.com» и др., даёт возможность пользователям делиться впечатлениями с общественностью.

Гости читают отзывы перед покупкой услуг, поэтому причиной бронирования или отказа от бронирования услуг того или иного отеля могут послужить отзывы на подобных сайтах. Для эффективного управления репутацией необходим постоянный мониторинг отзывов и рейтингов.

Работа с отзывами, в особенности негативными, носит обязательный характер: там самым пансионат показывает, что её волнует мнение каждого из клиентов, каждый услышан, а замечания приняты во внимание.

Помимо репутации на сайтах бронирования важную роль играет наличие и содержание официальных страниц организации санаторно-курортной сферы.

Наличие отзывов на официальных сайтах средств размещения влияют на выбор туриста средства размещения при бронировании. Существует статистика, что около 80% гостей опираются на мнения других людей и прислушиваются к ним. Наличие положительной репутации становится конкурентным преимуществом организации.

Оценка организации санаторно-курортной сферы с использованием метода «полевой информации» представляет собой сбор первичной информации посредством проведения аудита репутации непосредственно на самом предприятии. Наиболее часто встречающийся вид получения информации – анкетирование [3].

Следующий метод, применяемый при оценке репутации, является метод сравнения. В рамках данного метода организации санаторно-курортной сферы действует следующим образом:

- ✓ рассматривает свой целевой сегмент, его потребности, виды услуг, которые пансионатам предоставляем;
- ✓ сравнивает собственные возможности и возможности конкурентов для удовлетворения потребностей данного сегмента;
- ✓ координирует свою деятельность согласно полученным данным.

После того, как процесс оценки репутации организации санаторно-курортной сферы завершен, выявлены репутационные проблемы необходимо сформировать план построения репутации. Основные этапы построения системы управления деловой репутацией представлены на рисунке 1.

Таблица 1 - Этапы построения деловой репутации организации санаторно-курортной сферы

Действия	Полученные результаты
<b>1.Маркетинговые исследования</b>	
<ul style="list-style-type: none"> <li>✓ Анализ рынка санаторно-курортных услуг</li> <li>✓ Определение ожиданий и предпочтений потребителей</li> </ul>	<ul style="list-style-type: none"> <li>✓ Определение объема рынка санаторно-курортных услуг, его динамики и тенденций развития.</li> <li>✓ Определение ведущих игроков, их доли рынка.</li> <li>✓ Сегментирование рынка санаторно-курортных услуг</li> <li>✓ Определение каналов дистрибуции</li> <li>✓ Выявление препятствий выхода на рынок</li> </ul>
<ul style="list-style-type: none"> <li>✓ Позиционирование организации санаторно-курортной сферы</li> <li>✓ Разработка бренда организации санаторно-курортной сферы</li> </ul>	<ul style="list-style-type: none"> <li>✓ Определение отношения потребителей к имеющимся брендам.</li> <li>✓ Предложения по маркетинговой стратегии.</li> <li>✓ Совета по разработке рекламного сообщения.</li> </ul>
<ul style="list-style-type: none"> <li>✓ Формирование портфеля услуг</li> </ul>	<ul style="list-style-type: none"> <li>✓ Предложения по ассортименту услуг и диапазону цен на услуги</li> </ul>



<b>2. Оценка существующей ситуации</b>	
<ul style="list-style-type: none"> <li>✓ Исследование текущей деятельности организации санаторно-курортной сферы</li> <li>✓ Интервью с руководителями.</li> <li>✓ Выявление эффективности стиля управления руководителей.</li> <li>✓ Выявление существующих каналов внешних и внутренних коммуникаций.</li> </ul>	<ul style="list-style-type: none"> <li>✓ Рекомендации по управлению информацией и коммуникациями.</li> </ul>
<b>3. Реализация репутационной стратегии</b>	
<ul style="list-style-type: none"> <li>✓ Составление позитивного образа организации.</li> <li>✓ Определение целевых аудиторий.</li> <li>✓ Разработка ключевых сообщений.</li> <li>✓ Разработка плана коммуникационной активности.</li> <li>✓ Работа со СМИ.</li> <li>✓ Участие в социальных проектах.</li> </ul>	<ul style="list-style-type: none"> <li>✓ Позиционирование организации как социально ответственной.</li> <li>✓ Вхождение в информационное пространство, повышение известности.</li> <li>✓ Формирование благоприятного общественного мнения, рост авторитета организации.</li> </ul>

Оценка и построение деловой репутации организации санаторно-курортной сферы – не самый сложный процесс в деятельности организации, а построение правильной системы её управления не является неразрешимой задачей. Нужна воля руководства и понимание важности и ценности репутации компании для её долгосрочного устойчивого развития.

Таким образом, оценка деловой репутации организации санаторно-курортной сферы может стать инструментом повышения узнаваемости организации, привлечения новых клиентов, получения высоких показателей загрузки номерного фонда, быть индикатором выявления сторон, нуждающихся в доработке.

#### **Использованные источники:**

1. Горин С. В. Деловая репутация организации; Феникс - М., 2016. - 256 с.
2. Закирова А.Р. Аудит нематериальных активов: основные принципы и этапы / А.Р. Закирова // Научный альманах. — 2019. — № 10-1 (24). — С. 126-128.
3. Иванов Аркадий Деловая репутация и устойчивость предприятия; LAP Lambert Academic Publishing - М., 2015. - 316 с.
4. Измайлова М.А. Деловая репутация как фактор повышения конкурентоспособности компаний / М.А. Измайлова // Фотинские чтения. — 2018. — № 1 (9). — С. 394-399.
5. Козлова Н.В. Факторы, формирующие имидж и деловую репутацию компании / Н.В. Козлова // РИСК: Ресурсы, информация, снабжение, конкуренция. — 2017. — № 3. — С. 219–222.

*Мамажонова О.С.  
кафедра нормальной физиологии  
Андижанский государственный медицинский институт*

## **СООТНОШЕНИЕ СЕКРЕТОРНОЙ ДЕЯТЕЛЬНОСТИ СЛЮННОЙ АМИЛАЗЫ И ЖЕЛУДОЧНЫХ ЖЕЛЕЗ У ЧЕЛОВЕКА**

*Аннотация: Желудочно-кишечный тракт представляет собой единую целостную систему, где деятельность выше- и нижележащих отделов функционально взаимосвязана. Слюнные амилазы, находясь в начале пищеварительной системы, тонко реагируют количеством и качеством секрета на малейшие сдвиги во внешней и внутренней среде организма.*

*Особый интерес представляет изучение взаимоотношений в деятельности различных органов и систем организма при действии на него разных факторов, среди которых особое место занимает функциональная активность.*

*Ключевые слова: слюнная амилаза, желудка.*

*Mamazhonova O.S.  
Department of Normal Physiology  
Andijan State Medical Institute*

## **RELATIONSHIP OF SECRETORY ACTIVITIES OF SALIVIAN AMYLASE AND GASTROMES IN HUMAN**

*Resume: The gastrointestinal tract is a single integral system, where the activities of the higher and lower departments are functionally interconnected. Salivary amylases, being at the beginning of the digestive system, subtly react with the amount and quality of secretions to the slightest shifts in the external and internal environment of the body.*

*Of particular interest is the study of the relationship in the activity of various organs and systems of the body under the action of various factors, among which a special place is occupied by functional activity.*

*Key words: salivary amylase, stomach.*

**Введение.** Желудочно-кишечный тракт представляет собой единую целостную систему, где деятельность выше- и нижележащих отделов функционально взаимосвязана[3,6]. Слюнные железы, находясь в начале пищеварительной системы, тонко реагируют количеством и качеством секрета на малейшие сдвиги во внешней и внутренней среде организма.

Ряд исследований посвящены изучению взаимосвязи слюнных желез с желудком, поджелудочной железой, щитовидной и паращитовидными железами, корой надпочечников и гипофизом, половыми железами[1,8].

Окружающая среда прямо и косвенно влияет на здоровье человека. Нормально функционировать организм может лишь в определённом диапазоне значений внешней и внутренней среды[4,7].

Ферменты – это обширная группа биокатализаторов, играющая колоссальную роль в жизнедеятельности животных, растений и микроорганизмов. Разнообразные ферменты обеспечивают быстрое протекание в организме огромного числа химических реакций.

Расщепление крахмала (и гликогена) начинается в полости рта под действием амилазы слюны.

Содержание амилазы в слюне различно у разных людей; поэтому переваривание слюной одного и того же количества крахмала у разных людей занимает разное время. Поэтому для исследования я взял слюну одного человека[2,5].

Поэтому, в последнее время актуальной проблемой в современной гастроэнтерологии становится изучение влияния острых и хронических физических нагрузок на функциональное состояние различных отделов пищеварительной системы[5,7].

В экспериментах на животных установлено, что изменение функционального состояния слюнных желез отражается на секреторной деятельности желудка. Доказана регуляторная роль биологически активных веществ в составе слюны в секреторной деятельности желудка.

К сожалению, работ, касающихся изучения соотношения секреторной деятельности слюнных и желудочных желез у человека, в условиях относительного мышечного покоя и под действием физических нагрузок, практически нет.

В связи с этим, особый интерес представляет изучение влияния мышечных нагрузок различного объема и длительности на соотношение секреторной деятельности слюнных и желудочных желез. Это, особенно важно, для разработки оптимального тренировочного режима, а также, для более рационального использования физических нагрузок с профилактической целью.

**Цель исследования.** Явилось изучение секреторной функции слюнных желез в зависимости от уровня повседневной деятельности и активности желудочных желез.

**Материалы и методы исследования.** Мы начали наше исследование с проведения анкетирования по интересующим нас вопросам среди учащихся 10-11х классов. В анкетировании участвовало 75 человек.

**Результаты исследования.** Результаты исследований позволяют дать характеристику особенностей соотношения секреторной деятельности слюнных и желудочных желез у лиц с разным уровнем повседневной

двигательной активности и некоторых аспектов их нейрогуморальной регуляции в условиях мышечного покоя и после выполнения дозированной вело-эргометрической нагрузки.

Обнаруженные в ходе исследования тесные корреляционные связи между объемом желудочного сока и объемом смешанной слюны, между рН желудочного сока и рН смешанной слюны, позволяют судить о характере соотношения секреторной функции желудочных и слюнных желез у здорового человека.

Проведенные исследования дополняют сведения о специфике соотношения секреторной деятельности и адаптационных возможностях слюнных и желудочных желез при действии мышечного напряжения.

Результаты проведенных исследований позволяют рекомендовать, при оценке функционального состояния слюнных и желудочных желез, учитывать уровень и специфику повседневной двигательной активности.

По данным анкетирования, мы видим, что обучающиеся не связывают активность фермента амилаза с питанием. При этом 68 обучающихся из 75 утвердительно отвечают на вопрос о влиянии питания на активность фермента амилаза. Также, 53 обучающихся утверждают, что фермент амилаза более активен у некурящего человека. На 3 вопрос о влиянии употребления антибиотиков на активность фермента 24 ученика ответили, что употребление антибиотиков влияет на активность фермента. На последний вопрос о знании влияния снижения активности фермента на здоровье 28 обучающихся дала положительный ответ.

$\alpha$  –амилаза – фермент, осуществляющий гидролитическое расщепление полисахаридов (крахмала, гликогена, амилозы и других продуктов, содержащих три и более остатков глюкозы) до декстринов и мальтозы.

Функция амилазы заключается в расщеплении крахмала до более простых форм - олигосахаридов. Расщепление начинается уже в ротовой полости, так как амилаза входит в состав слюны, а затем, в желудочно-кишечном тракте, где большая ее часть синтезируется поджелудочной железой. Так как молекулы крахмала из-за сложности своей структуры не могут всосаться в петлях кишечника, от действия амилазы зависит качество усвоения углеводов пищи

Плазма крови человека содержит альфа-амилазы двух типов: панкреатическую (Р-тип), вырабатываемую поджелудочной железой (панкреатическая амилаза) и слюнную (S-тип), продуцируемую слюнными железами. В каждом из этих типов амилаз имеется несколько изоформ.

Исходя из полученных результатов, слюнная амилаза активизирует функции пищеварительной системы и предотвращает ряд заболеваний связанных с данной проблемой.

**Вывод.** Концентрация слюны влияет на активность фермента амилазы.

Никотин, этиловый спирт и антибиотики снижают активность фермента амилазы, является ингибитором.

Ионы Cl активируют амилазу, поваренная соль (хлорид натрия) повышает активность амилазы, является активатором. NaCl – активатор для амилазы слюны. Теперь становится понятным, почему добавление соли в пищу – кулинарный прием, который не только улучшает вкусовые качества пищи, но и способствует перевариванию сложных углеводов в ротовой полости.

Сульфатом меди угнетающе воздействует на активность этого фермента. Все соли тяжёлых металлов, например медный купорос (сульфат меди), снижает активность фермента, вызывает денатурацию белка.

Амилаза работает в слабощелочной среде ротовой полости, кислая среда приводит к нарушению работы фермента.

Для ферментов характерна высокая избирательность к субстрату (специфичность). Амилаза слюны легко расщепляет крахмал, но не гидролизует сахарозу.

Разные вещества по-разному влияют на активность ферментов. Любое отклонение от нормы способно нарушить равновесие в процессах обмена веществ.

#### **Использованные источники:**

1. Аниховская, И.А., Опарина, О.Н., Яковлева, М.М., Яковлев, М.Ю. Кишечный эндотоксин как универсальный фактор адаптации и патогенеза общего адаптационного синдрома // Физиол. Человека. 2016. -Т. 32. - С.87-91.
2. Гордеев Е.Р. Изучение активности фермента слюны амилазы // Международный школьный научный вестник. – 2019. – № 5-1. – С. 4-6;
3. Кишко, Н.Ю. Состояние вегетативного гомеостаза у детей с гастроэзофагальным рефлюксом // Педиатрия, акушерство и гинекология. 2013. - № 2. - С.37 - 40.
4. Смелышева, Л.Н. Влияние эмоционального стресса на секреторную функцию желудочных желез // Вестник Тюменского государственного университета.- 2014. №3. — С. 149 — 153.
5. Holmes, M.C. Early life stress can programme our health // J. Neuroendocrinol. -2011. 13, № 2. - P. 111-112.
6. Yil Sofia, Alvar, de Leon Sergio Ponde, Nenjivar, Marta, Robles-Diaz, Yuillermo, Romero, Yuadalupe, Garsia Escamilla, Rosa Maria. Niveles de alat y asat en una poblacion de donadores altruistas // Rev. invest, clin. 2008. - 40. - N3. - P. 271-275.
7. Yoshikazee, Kaji, Ariyoshe, Kyoko, Tsuda, Yasuo, Kanaya, Shozo, Fiejio, Takehiko, Kuwabara, Hizoshi // Eur. J. Appl. Physiol, and Occup. Physiol. 2009. -59. -N3. - P. 221-226.

8.Zhu, J.X., Wu, X.Y., Owyang, C., Li ,Y. Intestinal serotonin acts as a paracrine substans to mediate vagal signal transmission evoked by luminal factors in the rat // J. Physiol. 2011. - 530, № 3. - P.431 - 442.



*Марипова Г.З.  
ўқитувчи  
ФарДУ*

## **НУТҚИЙ КЎНИКМАНИ ЎСТИРИШДА МАТНДАН ФОЙДАЛАНИШНИНГ САМАРАЛИ УСУЛЛАРИ**

*Аннотация: Ушбу мақолада чет тили ўқитишнинг интерактив усуллари ёритилган. Мақолада талабалар нутқий кўникмаларини ўстиришда матндан фойдаланишнинг турли усуллари тўғрисида сўз юритилган. Матн билан ишлаш жараёни ва унинг самараси мақолада ўз аксини топган.*

*Калит сўзлар: нутқий кўникма, мустақил фикрлаш, қобилиятни ўстириш, сўз бойлигини ошириш, грамматик қоидалар, ижодий фикрлаш.*

*Марипова Г.З.  
преподаватель  
ФерГУ*

## **ЭФФЕКТИВНЫЕ СПОСОБЫ ИСПОЛЬЗОВАНИЯ ТЕКСТА ДЛЯ УЛУЧШЕНИЯ РАЗГОВОРНЫХ НАВЫКОВ**

*Аннотация: В этой статье есть обучение интеграции владения иностранным языком. Разговариваются разные приёмы использования текста для повышения речевых навыков учащихся. Процесс работы с текстом и его результаты описаны в этой статье.*

*Ключевые слова: разговорные навыки, самостоятельное мышление, развитие способностей, развитие словарного запаса, грамматические правила, творческое мышление.*

*Maripova G.Z.  
teacher*

## **EFFECTIVE WAYS TO USE TEXT TO IMPROVE SPEAKING SKILLS**

*Abstract : There are teaching of integration of foreign language skills in this article. Different methods of using text for increasing of students' speaking skills are spoken. The process working with text and its results are defecated in this article.*

*Keywords: speaking skills, independent thinking, ability development, vocabulary development, grammar rules, creative thinking.*

Хорижий тилларни ўқитишда ёзиш, ўқиш, эшитиш ва гапириш нутқий фаолиятлари муҳим аҳамиятга эга. Булар ичида эса гапириш нутқий фаолияти асосий ўринни эгаллайди.

Нолисоний факультетдаги талабаларни нутқини ўстиришда турли хил дарс усулларидан фойдаланиш мумкин. Бу борада дарснинг самарадорлигини ошириш мақсадида кўпроқ ўзларини мустақил фикрлашга ва сўзлашга ўргатиб бориш яхши самара беради. Бунинг учун уларнинг ихтисослигига мос келадиган матн танлаб, шу матн асосида ишлашга ўргатилади. Чунки талабаларнинг нутқий кўникмаларини оширишда матн билан ишлаш яхши самарали кечади. Масалан, даставвал талабаларни матннинг сарлавҳаси билан таништирилади. Сўнгра талабалар матн асосида сўзлар луғатини ишлаб чиқадилар ва шу сўзлар иштирокида қисқача матн тузадилар. Улар сўзлар билан ишлаш усулларини қўллаб, берилган сўзларни изоҳлашлари, улар ёрдамида сўз бирикмалари тузишлари ҳамда уларни қатнаштириб диалог тузишлари ҳам мумкин. Энг асосийси матнни талабалар таржима қилишда луғатлардан фойдаланадилар, ундан ташқари сўзларнинг луғавий маъносини изоҳли луғатлардан топишга ҳаракат қиладилар. Бу иш талабаларнинг луғат билан ишлаш малакасини ошириш имконини ҳам беради.

Матн билан ишлашда талабаларга матнга доир расм бериб, ана шу расм асосида матн тузишлари мумкинлиги ҳам кўрсатиб ўтилади ёки матн абцазларга бўлинган ҳолда талабаларга тарқатилиб, уларни тартиблаш ва тўғри матн ҳолатига келтириш талабалардан талаб қилинади. Ушбу машқларни бажаришда талабалар бевосита гуруҳ бўлиб иштирок этадилар.

Бу усул дарснинг қизиқарли руҳда ўтишини таъминлайди. Мусобақа талабалардан фаолликни талаб этади, улар топқирлик ва зехн билан ишлашга ўринадилар. Мусобақа шартларидан бири матн бўйича имкон қадар кўп саволлар тузиш ва саволларга тезликда жавоб топишдир. Мусобақа усули талабаларда мустақил фикрлаш қобилиятини ўстиради.

Матн устида алоҳида бўлиб ҳам ишлаш мумкин, бунда талабага матндан айрим сўзлар берилади, у ана шу сўзлар иштирокида гап тузади ва ёки ана шу сўзлар изоҳини ҳам бериши мумкин.

Икки киши бўлиб матн устида ишлаганда матнга доир диалог тузадилар, ёки савол-жавоб ўтказадилар. Матнга доир постер тайёрлаб уни тақдимот тариқасида баён этишлари ҳам мумкин.

Талабаларнинг сўз бойлигини ошириш мақсадида матнлардаги тарихий ва эскириб қолган сўзларни топиб, ҳозирги кунда қўлланиладиган синонимлари билан алмаштириш топшириғи ҳам берилади. Сўзларни синонимлари билан алмаштиришдан ташқари, бундай сўзларни ўзлаштиришга қаратилган топшириқлар берилади. Матндаги синонимик қаторни топиш, бу қатордаги сўзларнинг ижобий ва салбий маъноларини ажратиш шулар жумласидандир. Бундай топшириқларни мураккаблаштира бориб талабаларни бевосита матн билан ишлашга жалб этади. Жумладан

матнни абзацларга бўлиш, ҳар бир абзац учун сарлавҳа топиш, бу абзацларда асосий фикр бўлиб хизмат қиладиган гапларни аниқлаш каби топшириқлар берилади.

Матндан фойдаланиш давомида талабалар бевосита грамматик қоидаларни ўрганиб олиш имконига ҳам эга бўладилар. Матнда гап бўлакларини топишлари ва матнда феъл қайси замонда келаётганлигини, бундан ташқари бошқа сўз туркумларини ҳам матнни ўқиш давомида ўрганиб олишлари мумкин.

Матндаги гаплар қандай боғланганлигини аниқлаш, улардаги умумлаштирувчи сўзларнинг ишлатилишини изоҳлаш ва бошқа шунга ўхшаш машқларни бажариш таклиф этилади. Айти пайтда гуруҳларни билим даражасини ҳисобга олган ҳолда матн танлашга ҳам алоҳида эътибор бериш даркор. Билим даражаси пастроқ гуруҳларда тасвирий матн устида ишласак, билим даражаси юқорироқ гуруҳларда тасвирий ҳамда мулоҳаза турдаги матнлардан кўпроқ фойдаланамиз. Талабаларга бундай матн турлари ҳақида тушунча бериб, уларни ҳам мустикал равишда турли хил матнлар тузишга ўргатиб борилади.

Матн устида ишлаш талабалардаги ижодий фикрлаш қобилиятини ҳам шакллантиради, чунки талабалар ўқиётган матнларини мазмунан тушуниб боришади ва матндаги жумлалардан мулоқот давомида фойдаланишга ҳаракат қиладилар. Жумлалар тузиш ва уларни бевосита амалда қўллашда талабалар матнлардан унумли фойдаланадилар, бинобарин улар матнларни ўқиб, уларни мантиқан тушуниб, фикрлаб керакли вазиятда уларни мулоқотга татбиқ этадилар.

Ҳар бир матн устида ишлаш ва улардан дарс давомида етарлича фойдаланиш ўқитувчининг ижодкорлик фаолиятига боғлиқ. Турли мавзудаги матнлардан турлича топшириқлар тайёрлаш ва уларнинг дарсларда қўллаш, машғулотларни қизиқарли ва мазмунли ўтишига замин яратади.

Матнлар билан ишлашда тўғри ёки нотўғри машқларини ҳам бажариш мумкин. Бунда матндан айрим гаплар берилади. Бу гаплар матнда берилганми ёки йўқми шуни талабалар белгилашлари керак. Бу машқ орқали талабаларнинг матн мазмунини қанчалик тушунганликлари билиш мумкин. Бундан ташқари матндан айрим гаплар берилади. Гаплар тўлиқ ҳолда эмас балки ярми берилади, гапларнинг қолган қисми эса аралаш ҳолда берилади. Талабаларнинг вазифаси тўлиқ бўлмаган гапларни қолган қисмини топиш ва гапни тўлиқ ҳолатга келтиришдир.

Ушбу машқлар талабалар ёзиш кўникмалари билан бир қаторда уларни оғзаки нутқларини ўстиришга ҳам кўмак беради. Машқларни бажариш жараёнида талабалар матндаги ҳар бир гапни тушуна олишлари керак бўлади ва матни қисқача мазмунини сўзлаб беришлари лозим.

Матнга доир сўзларни ёзиб, шу сўзлар ёрдамида ўзлари бошқа матн тузишлари ҳам мумкин ёки матн сарлавҳаси берилса, шу сарлавҳага мос

матн тузишлари мумкин. Ёки талабалар фантазиясини ўстириш учун уларга бирор бир гап берилади, ана шу гапларни мантиқан давом эттирган ҳолда улар матнни ниҳоясига етказдилар. Охирида ҳамма ўзи тузган матнни ўқиб беради, кимни матнни мантиқан тўғри ва гаплар бир-бири билан боғланган ҳолда келса, ўша талаба совриндор ҳисобланади.

Хулоса қилиб шуни айтиш мумкинки , матн билан ишлаш жараёнида хилма-хил топшириқлар бериш, яъни коммуникатив характердаги машқларни грамматик машқлар билан алмаштириш каби иш турлари талабаларда амалий нутқ кўникмаларини ҳосил қилиш, ҳамда фикрни боғлиқли матн тарзида баён этиш малакасини шакллантиришга хизмат қилади. Бу эса ўз навбатида талабаларни ўрганаётган тилларида бемалол мулоқот қила олиш имкониятини яратади.

#### **Фойдаланилган адабиётлар:**

1. Л.В.Голиш, Д.М. Файзуллаева. Педагогик технологияларни лойиҳалаштириш ва режалаштириш. Ўқув қўлланма. ТДИУ, 2012.
2. Р. Ишмухамедов , А. Абдуқодиров , А. Пардаев. Тарбияда инновацион технологиялар (таълим муассасалари педагог-ўқитувчилари учун амалий тавсиялар).-Т. “Истеъдод” жамғармаси, 2009 -160 б.

*Масеева М.К.  
преподаватель  
кафедра узбекского и русского языков  
СамГМИ*

## **ИСПОЛЬЗОВАНИЕ МОДУЛЬНОЙ СИСТЕМЫ В ПРЕПОДАВАНИИ РУССКОГО ЯЗЫКА СТУДЕНТАМ-МЕДИКАМ**

*Аннотация: В статье рассматриваются наиболее эффективные методы обучения русскому языку как иностранному в медицинском вузе. Это информационные технологии, игровые и коммуникативные методы, метод обучения как учебного исследования, а также метод проектов. Данные методы способствуют приобретению опыта самостоятельного решения различных задач: личностного и профессионального характера. В статье выделены и подробно изучены основные признаки и принципы проектно-ориентированного обучения.*

*Ключевые слова: русский язык как иностранный (РКИ), студенты-медики, метод проектов, проект, проектная деятельность, паспорт проекта, информационные технологии, деловые игры, презентации.*

*Maseeva M.K.  
Lecturer  
Uzbek and Russian languages*

## **USING THE MODULAR SYSTEM IN TEACHING RUSSIAN TO MEDICAL STUDENTS**

*Annotation: The article discusses the most effective methods of teaching Russian as a foreign language in a medical University. These are information technologies, game and communication methods, the method of teaching as an educational research, as well as the method of projects. These methods promote the acquisition of experience of independent solutions to various tasks: a personal and professional nature. The article highlights and studies in detail the main features and principles of project-oriented learning.*

*Keywords: Russian as a foreign language ( RKI), medical students, project method, project, project activity, project passport, information technology, business games, presentations.*

Отсутствие модульных системы для различных специальностей ставит перед теоретиками и практиками русского языка как иностранного проблему создания модульных системы, целью которых является проверка языковой и коммуникативной компетенции иностранных студентов,

необходимой для общения в учебно-научной и производственной сферах деятельности, в частности, в Курском государственном медицинском университете - медицинской практике, ее расширение и углубление. На сегодняшний день на втором сертификационном уровне разработан профессиональный модуль «Медицина. Биология», который относится к комбинированному (комплексному, интегральному) виду тестов, измеряющих разные аспекты и проверяющих умения в нескольких видах речевой деятельности. Наличие и проведение модульного теста решает вопрос преемственности уровней владения русским языком как иностранным.

Преподавание русского языка как иностранного приобретает не только повышенную мотивацию и нацеленность на результат, но и важный импульс к дальнейшему развитию урока в связи с определенными типами заданий» .

Успешная сдача модульной системы предполагает высокий уровень коммуникативной компетенции испытуемого, позволяющий реализовать свои коммуникативные потребности практически во всех сферах общения, но самое главное - в профессиональной сфере.

Модульный тест является типовым, по структуре совпадающим с тестами общего владения русским языком: «Лексика», «Грамматика», «Аудирование», «Говорение», «Чтение», «Письмо». Все названные субтесты предполагают проверку умений и навыков владения всеми видами речевой деятельности в рамках подязыка специальности.

В обучение иностранных студентов-медиков ведется на английском языке, но медицинскую практику студенты проходят с использованием русского языка, особое значение придается подготовке иностранцев к ведению профессионального расспроса больного и составлению записей в историю болезни на русском языке. При этом приоритетным становится знание медицинских терминов на русском языке. Здесь также необходимо учитывать следующий фактор - возрастающую градацию освоения медицинскими специальностями по курсам обучения. После первого курса студенты проходят практику в качестве помощника младшего медицинского персонала, которая «включает: изучение и анализ работы младшего медицинского персонала и выполнения манипуляций по уходу за больным» .В соответствии с этим частотными лексическими единицами были отобраны следующие слова: автоклавная, аптека, бикс, градусник, каталка, клизменная, корпус, морг, отделение, операционная, палата, реанимация, судно, другие. «На втором курсе студенты изучают и анализируют работу среднего медицинского персонала и выполняют манипуляции среднего медицинского персонала в качестве помощника палатной медицинской сестры» [27] Лексическая база расширяется за счет следующих терминов: ампула, бинт, вата, инъекция, капельница, неврология, терапия, урология, хирургия, шприц, эндокринология, другие.



Третий, четвертый и пятый курсы для прохождения производственной практики требуют освоения лексической базы, построенной на специальной терминологии по различным циклам дисциплин лечебного дела: неврологии, офтальмологии, акушерству и гинекологии, дерматовенерологии и другим. Таким образом, модульный тест, созданный после обработки лексических единиц - терминов по специальности лечебное дело, включал в себя различные медицинские термины, которые по кумулятивному принципу появлялись в языке специальности от курса к курсу. После успешной сдачи подобного модульного теста студенты свободно могли проходить практику в лечебных учреждениях.

Цель исследования – изучить пути повышения эффективности и качества обучения русскому языку как иностранному в системе профессиональной подготовки студентов-медиков и разработать соответствующую педагогическую модель. Создание такой модели позволит сделать процесс обучения русскому языку как иностранному в системе профессиональной подготовки будущих специалистов в области медицины более целенаправленным, управляемым и эффективным. Для разработки педагогической модели интенсификации процесса обучения РКИ студентов-медиков необходимо рассмотреть особенности профессиональной подготовки как системы.

Педагогическая модель эффективного обучения русскому языку как иностранному в системе профессиональной подготовки студентов-медиков представляет собой совокупность структурных компонентов, состоящую из четырёх блоков: целевого (цель), теоретического (подходы, принципы), технологического (методы, средства обучения, педагогические условия) и оценочно-результативного (критерии, показатели оценки, результат).

Цель модели – повышение эффективно- сти обучения русскому языку как иностран- ному в системе профессиональной подго- товки студентов-медиков.

Основными подходами, используемыми в процессе обучения студентов медицинско- го вуза, являются: интегративный, проблем- но-модульный, компетентностный, познава- тельный и коммуникативный подходы.

Обучение русскому языку в системе про- фессиональной подготовки иностранных студентов-медиков будет успешным при со- блюдении ключевых методических принци- пов, составляющих основу профессиональ- ного общения. Принципы индивидуализации, функциональности, ситуативности, овладе- ния иноязычным образованием через обще- ние, профессиональной направленности, ва- риативности, интегративности, проблемности функционируют в единстве друг с другом. Оценочно-результативный блок вклю- чает критерии и показатели эффективности данной педагогической модели. Результатом реализации разработанной модели является владение профессиональным общением на русском языке как иностранном.

В результате данного исследования, можно сделать вывод, что оптимальное сочетание методов, средств, и педагогических условий из разработанной нами модели позволяет повысить эффективность обучения русскому языку как иностранному в системе профессиональной подготовки студентов медицинских вузов.

**Использованные источники:**

1. Костомаров В.Г., Митрофанова О.Д. Методика преподавания русского языка как иностранного. – М.: Русский язык, 1990. – 268 с.
2. Кузовлев В.П. Методическая характеристика класса как средство индивидуализации процесса обучения иноязычному общению // Иностр. яз. в школе. – 1986. – №1. – С. 31–38.
3. Чиркова В.М. Проблема выбора учебно-методических пособий, используемых при обучении иностранных студентов-медиков русскому языку // Международный журнал и прикладных и фундаментальных исследований. 2016. № 11. С. 1208-1212

*Махкамов Д.И.  
доцент*

*Наманганский инженерно-строительный институт  
Узбекистан, г. Наманган*

*Иноятлов Қ.М.  
доцент*

*Наманганский инженерно-строительный институт  
Узбекистан, г. Наманган*

*Абдуразақов М.А.  
стажёр-преподаватель*

*Наманганский инженерно-строительный институт  
Узбекистан, г. Наманган*

*Ўктамов С.М.  
стажёр-преподаватель*

*Наманганский инженерно-строительный институт  
Узбекистан, г. Наманган*

**МЕХАНОАКТИВАЦИЯ МИНЕРАЛЬНЫХ ПОРОШКОВЫХ  
ИНГРЕДИЕНТОВ И ИХ ВЛИЯНИЕ НА ПРОЧНОСТНЫЕ  
СВОЙСТВА КОМПОЗИЦИЙ ДЛЯ ГЕРМЕТИЗИРУЮЩИХ  
МАСТИК И АСФАЛЬТОБЕТОННЫХ ПОКРЫТИЙ  
АВТОМОБИЛЬНЫХ ДОРОГ**

*Аннотация: В докладе приводятся результаты исследований механоактивации минеральных порошковых ингредиентов и их влияния на физико-механические свойства олигомер-битумных композиций для герметизации деформационных швов и трещин асфальтобетонных покрытий дорог, мостов и аэродромов.*

*Ключевые слова. Композиция, минеральные порошковые ингредиенты, механоактивация, герметизирующая мастика, олигомер, битум, деформационный шов, трещины, асфальтобетон.*

*Maxkamov D.I.*

*Associate Professor*

*Namangan engineering-construction institute*

*Uzbekistan, Namangan*

*Inoyatov Q. M.*

*Associate Professor*

*Namangan engineering-construction institute*

*Uzbekistan, Namangan*

*Abdurazakov M.A.*

*Trainee-teacher*

*Namangan engineering-construction institute  
Uzbekistan, Namangan  
Uktamov S.M.  
Trainee-teacher  
Namangan engineering-construction institute  
Uzbekistan, Namangan*

## **MECHANOACTIVATION OF MINERAL POWDER INGREDIENTS AND THEIR INFLUENCE ON THE STRENGTH PROPERTIES OF COMPOSITIONS FOR SEALING MASTICS AND ASPHALT CONCRETE COATINGS OF AUTOMOBILE ROADS**

*Abstract: The report presents the results of studies on the mechanical activation of mineral powder ingredients and their effect on the physical and mechanical properties of oligomer-bitumen compositions for sealing expansion joints and cracks in asphalt concrete pavements of roads, bridges and airfields.*

*Keywords: Composition, mineral powder ingredients, mechanical activation, sealing mastic, oligomer, bitumen, expansion joints, cracks, asphalt concrete.*

**Введение.** Большое государственное, стратегическое и экономическое значение имеет техническое состояние транспортной сети.

В общей транспортной системе Республики Узбекистан главенствующее положение отводится автомобильным дорогам. Сеть автомобильных дорог республики, включая мосты, составляет более 147 тыс.км, из них 50,7 тыс. км дороги с асфальтобетонными, бетонными покрытиями и 96,6 тыс. км с нефтеминеральными и щебеночными покрытиями. В перспективе намечается строительство железобетонных дорог протяженностью более 10000 км, проходящих через пустынные и горные регионы республики. В республике имеются 11 аэродромов общей площадью 600 га, покрытых бетоном и асфальтобетоном.

Резко континентальные климатические условия Центральной Азии существенным образом сказываются на состоянии и сроках эксплуатации асфальтобетонных дорог. Долговечность применения асфальтобетонных и нефти-минеральных покрытий дорог в условиях Узбекистана из-за недостаточной их сдвиг устойчивости при высоких летних положительных, и трещин стойкости - при низких отрицательных зимних температурах обычно не превышает 2-3 года. [1-4].

Кроме того, в обеспечения сохранности и повышения долговечности бетонных, железобетонных и асфальтобетонных покрытий дорог, мостов и аэродромов в условиях жаркого климата и высокогорья особую роль также играет применение для герметизации деформационных швов и трещин тепло-морозостойких композиционных материалов-мастик.

Вследствие низкой температуры ее размягчения (70-80<sup>0</sup>С) и адгезионной прочности она быстро выходит из строя, что, в конечном счете, приводит к разрушению стыковых соединений бетонных и асфальтобетонных дорог, мостов и аэродромов и снижению их долговечности. [1].

В этой связи проведение исследований по созданию и получению импортозамещающих и экспортоориентированных высокоэффективных, композиционных материалов на основе механоактивированных и химически модифицированных ингредиентов из местных и вторичных сырьевых ресурсов органического и минерального происхождения для асфальтобетонных покрытий и герметизирующих мастик для заполнения деформационных швов бетонных и трещин асфальтобетонных дорог, мостов и аэродромов с целью повышения их тепло-морозостойких, сдвигоустойчивых и трещиностойких свойств и, соответственно, увеличения сроков эксплуатации в интервале температур от -35<sup>0</sup>С до +125<sup>0</sup>С является весьма актуальной проблемой.

**Цель исследования.** Создания эффективных составов импортозамещающих и экспортоориентированных композиционных материалов с высокими физико-механическими и эксплуатационными свойствами для герметизации деформационных швов бетонных и трещин покрытий асфальтобетонных дорог, способных эксплуатироваться в широком интервале температур от -25 до +125<sup>0</sup>С, на базе местных минеральных и вторичных сырьевых ресурсов органического и неорганического происхождения.

**Объект и методы исследований.** Объектами исследования являются битумы марок БН-90/10 (БНИ-V), БН-70/30 (БНИ-IV), БНД-60/90, модифицированная госсиполовая смола, битумные композиция для покрытий асфальтобетонный дорог, композиционные мастики для герметизации их деформационных швов и трещин с комплексным использованием местных широкодоступных природных и вторичных ресурсов органического и неорганического происхождения. [1].

Предметом исследования заключается в установлении физико-химических закономерностей взаимодействия компонентов модельных смесей и многофазных композиций из органических, модифицированных и механоактивированных минеральных и вторичных сырьевых ресурсов; определение механизма механоактивации минеральных ингредиентов; исследование физико-механических и эксплуатационных характеристик разработанных композиционных материалов для асфальтобетонных покрытий и герметизации их деформационных швов и трещин.

Методы исследований. Физико-химические свойства исследованы с помощью ИК-спектроскопи. Физико-механические свойства композиции: - температура размягчения определена по методу КиШ; - температура хрупкости по методу Фраасу; -растяжимость по ГОСТ 11056; -прочность

сцепления с бетоном по Тsh РУз 14.04.2004; -глубина проникания иглы по ГОСТ 11501, водопоглощение по ГОСТ 26589. [1-2].

**Результаты исследований и их обсуждение.** Физико-механические свойства асфальтобетонных композиций, главным образом, зависят от гранулометрических составов, степени механоактивации наполнителей и свойств вяжущих.[3-4].

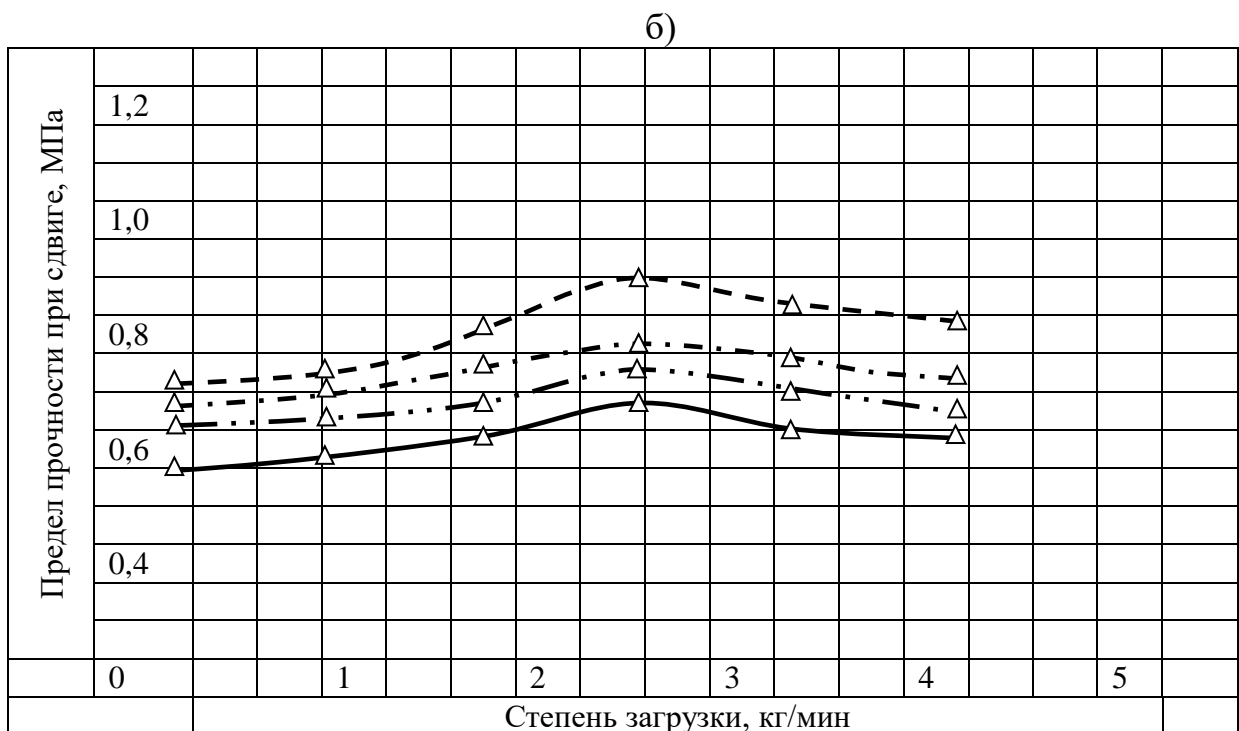
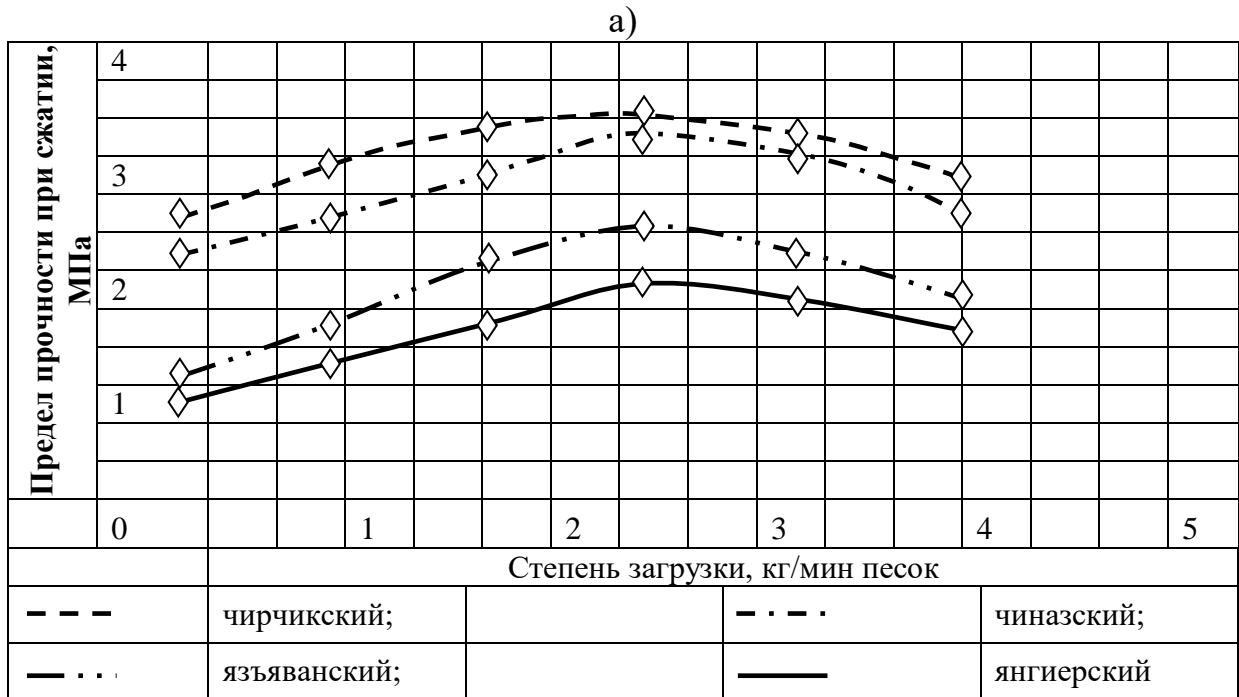
**Учитывая это, нами были проведены исследования свойств минеральных порошковых ингредиентов до и после механической активации на различном оборудовании.** Проведенные исследования по механической активации барханных и речных песков показали, что наиболее эффективным оборудованием является дисмембраторный активатор. Установлено, что на степень измельчения и механическую активацию ингредиентов минерального происхождения существенное влияние оказывают такие параметры дисмембратора как зазор между ротором и статором, степень загрузки и особенно скорость вращения ротора. Базируясь на совокупность проведенных исследований влияния скорости вращения ротора, зазора между ротором и статором, а также степени загрузки дисмембратора, за оптимальные параметры при механоактивации природных речных и барханных песков можно принять: скорость вращения ротора 1500 об/мин; зазор между ротором и статором – 0,20 мм; степень загрузки – 3 кг/мин., при которых достигается необходимая дисперсность и соответствующая удельная поверхность речных и барханных песков, и которые отвечают требованиям к сырьевым материалам при получении асфальтобетонных покрытий.

Механизм механоактивации при обработке минералов и природных песков в дисмембраторной установке происходит следующим образом. При ударно-стирающем режиме обработки активация происходит в основном за счёт образования новых поверхностей с незначительным изменением гранулометрического состава, а при обработке в ударно - раскалывающе - истирающем режиме активация происходит как за счёт изменения гранулометрического состава, так и за счёт обнажения новых поверхностей. Исследования влияния механоактивации на свойства природных песков показали, что при механоактивации как речных, так и барханных песков значительно повышаются активные центры и их адсорбционные свойства.

Таким образом, при механоактивации природных песков на дисмембраторной установке под действием ударно-раскалывающего-стирающего эффекта происходит активация не только за счет увеличения удельной и адсорбционной поверхности диспергированных частиц, но и за счет образования реакционноспособных активных центров, способствующие улучшению межфазных взаимодействий, которые оказывают существенное влияние на физико-механические свойства композиций для асфальтобетонных покрытий дорог.



В свете вышеизложенного, нами было изучено влияние механоактивации наполнителей на прочностные показатели композиции для асфальтобетонных покрытий, в частности, зависимость предела прочности при сжатии от степени загрузки дисмембратора при механоактивации песков и влияние механоактивации на прочность композиции для асфальтобетонных покрытий при сдвиге (рис. 1 а,б).

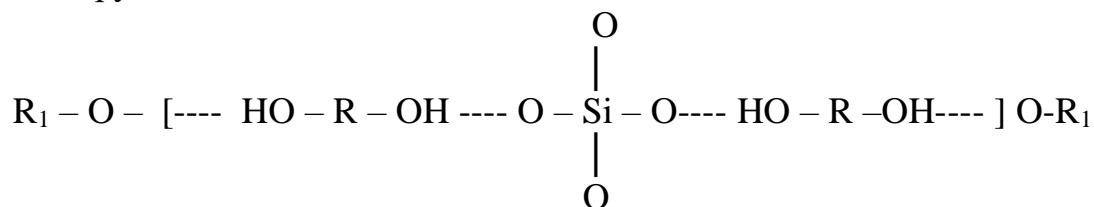


**Рисунок 1. Зависимость предела прочности при сжатии (а) и сдвига (б) асфальтобетонных покрытий от степени загрузки дисмембратора при механоактивации.**

Из данных рисунка видно, что при использовании механоактивированных песков наблюдается существенное увеличение прочности при сжатии и сдвиге асфальтобетонных покрытий, При загрузке песков до 3 кг/мин предел прочности при сжатии увеличивается от 1,3 до 3,9 МПа, прочность при сдвиге возрастает от 0,6 до 1,0 МПа, соответственно.

Дальнейшее увеличение загрузки дисмембратора приводит к плавному снижению этих показателей. Такая закономерность объясняется тем, что при загрузке дисмембратора до 3 кг/мин в силу оптимального режима работы происходит интенсивное измельчение загружаемых материалов и их активация за счёт появления новых поверхностей и увеличения общей удельной поверхности. Полученные данные указывают на то, что механоактивированные природные речные и барханные пески с успехом могут быть использованы в качестве наполнителей в асфальтобетонных композициях.

Изучение физико-химических процессов модифицированной битумной композиции, содержащей механоактивированные пески, позволяет объяснить образование адсорбционных взаимодействий в двух стадии. На первой стадии поверхность минерального наполнителя (песка) покрывается тонким промежуточным слоем госсиполовой смолы, а на второй – на данную пленку адсорбируется битумное вяжущее. Очевидно, это обусловлено образованием водородных связей между наполнителями, с одной стороны, и функциональными группами мальтеновой фракции битумов-с другой, по схеме:



где  $R_1$ - мальтеновая фракция;

$R$  – полифункциональный радикал госсиполовой смолы.

По данным ИК- спектроскопии при модификации госсиполовой смолы известно происходит структурирование, которое, по-видимому, приводит к увеличению молекулярной массы. Увеличение плотности и физико-механических свойств (температура размягчения, прочность при растяжении, снижение пенитрации), очевидно, можно объяснить образованием гидросиликатов кальция  $[CaOSiO_2(OH)_2]$  за счёт взаимодействия избыточной извести  $Ca(OH)_2$  с активными центрами песков, имеющих развитую удельную поверхность, образующуюся в процессе механохимической активации.

На основании комплексных исследований и выявленных закономерностей полученных результатов разработан эффективный состав композиционных материалов с использованием механоактивированных тонкоизмельченных природных песков и модифицированных органических ингредиентов для асфальтобетонных покрытий автомобильных дорог, мостов и аэродромов. [5-7].

В табл. 1 приведены оптимальные составы разработанных рецептов асфальтобетонных покрытий.

**Таблица 1. Рецептуры композиций для асфальтобетонных покрытий.**

Состав асфальтобетонного покрытия	ГОСТ 9128-97	Разработанные составы, мас. %, с содержанием песка			
		чирчикский	чиназский	язьяванский	янгиерский
Битум БНД 60-90	6	-	-	-	-
Битум БНД 60-90 + ГС (7% от веса битума)		6	6	6	6
Щебень	45	45	45	45	45
Песок неактивированный	41	41	41	41	41
Минеральный наполнитель	8	-	-	-	-
Механоактивированный песок	-	8	8	8	8
Итого	100	100	100	100	100

Сравнительные характеристики физико-механических свойств разработанных асфальтобетонных покрытий приведены в табл. 2.

**Таблица 2. Физико-механических свойств разработанных композиций для асфальтобетонных покрытий.**

Показатели	ГОСТ 9128-97	Нормы на смеси для плотного горячего асфальтобетона			
		чирчик ский	чиназ ский	язъяван ский	янгиер ский
Пористость минерального состава, % объема, для смесей типов:					
Г, не более	22	21	21	18	18
Д, не более	22	20	20	19	19
Водонасыщение, % объема, для смесей типов:					
Г	1,5-4,0	2,5	2,6	2,0	2,1
Д	1,0-4,0	2,0	2,2	1,9	2,0
Остаточная пористость, % объема	2,2-5,0	3	3,1	3,5	4,0
Предел прочности при сжатии, МПа, при температурах:					
+20°С, не менее	2,2	3,8	3,5	3,0	3,0
+50°С, не менее, для смесей типов:					
Г	1,2	1,8	1,71	1,58	1,6
Д	1,3	1,9	1,8	1,64	1,61
0°С, не более	12,0	9,0	8,85	7,91	8,0
Коэффициент водоустойчивости, не менее	0,85	0,90	0,89	0,90	0,88

Из данных таблицы 2 видно, что композиции для асфальтобетонных покрытий, полученные с использованием механоактивированных тонкоизмельченных песков, модифицированных госсиполовой смолой, вместо минерального наполнителя, из битума БНД 60/90 по всем показателям физико-механических характеристик полностью отвечают требованиям ГОСТ 9128-97.

**Заключение.** Разработан новый эффективный способ повышения физико-механических свойств асфальтобетонных покрытий путём введения в их состав механоактивированных минеральных ингредиентов, в частности, природных речных и барханных песков, основанного на ударно-раскалывающе-стирающем эффекте, приводящий к образованию частиц с развитой удельной поверхностью с требуемыми геометрическими и физическими параметрами за счёт поляризации частиц на молекулярном уровне, сопровождающийся появлением гетерогенных дипольных моментов, которые способствуют улучшению адгезионных свойств с образованием водородных связей как с катионно - активными, так и анионно - активными веществами, каким является госсиполовая смола и, в конечном счете, увеличению межфазного взаимодействия между ингредиентами и битумом.

Предложен научно обоснованный подход к созданию тепло-морозостойких, сдвигоустойчивых и трещиностойких композиционных материалов на основе местных и вторичных сырьевых ресурсов для асфальтобетонных покрытий и герметизации деформационных швов и трещин бетонных, асфальтобетонных дорог, мостов и аэродромов с улучшенными физико-механическими и эксплуатационными свойствами, способных эксплуатироваться в экстремальных климатических условиях Республики Узбекистан.

На основе результатов исследований физико-химических свойств органических и минеральных ингредиентов из местных и вторичных ресурсов установлены закономерности взаимодействия компонентов многофазных композиций, отмечена определяющая роль полярных функциональных групп ингредиентов и адсорбционных взаимодействий, протекающих между наполнителями и госсиполовой смолой, с одной стороны, и мальтеновыми фракциями битумов-с другой, обусловленное образованием водородных связей.

На основе выявленных закономерностей разработан ряд марок асфальтобетонных композиционных материалов для покрытия дорог-БК-3-ЧчРП, БК-3-ЧзРП, БК-3-ЯзВП, БК-3-ЯнВП, отличающихся друг от друга природой применяемых механоактивированных песков.

#### **Использованные источники:**

1. Негматов С. С. и др. Композиционные асфальтобетонные материалы для покрытия дорог //Ташкент: ГУП «Фан ва тараккиёт. – 2012.
2. Sobirov A. B. et al. Study of composition and technology of highly filled composite polymeric materials for asphalt roads, which can be used in hot climates and increasing their operation life. European polymer congress in 2011 //XII congress of the specialized group of polymers.,//Congress program, june. – 2011.
3. Makhkamov Dilshod Ismatillayevich, Inoyatov Qaxramon Muydinovich, Abdurazakov Mirzokhid Abdurakhmonxujayevich, O'ktamov Sardor Makhmudjanovich. Use of mechanically activated components in road construction. An international multidisciplinary research journal //Vol. 10, issue 5, may 2020. p.1558-1566 India.
4. Negmatov, S., Inoyatov, K., Oblakulov, L., Bozorboyev, S., Sobirov, B., Rakhmonov, B., Lisenko, A. Research And Development Of Technologies Of Obtaining The Mechanically Activated Powder Based On Natural Ingredients And Dune Sand For Production Of Sealing Composite Cements And Composite Materials For Various Purposes //International Porous and Powder Materials Symposium and Exhibition, PPM. – 2013. – С. 3-6.
5. Ergashev M., Mamajonov M., Kholmirezayev M. Automation and modulation of highways in gis software //Теория и практика современной науки. – 2020. – №. 5. – С. 9-14.

6. Mukhammadyusuf Ergashev, Valisher Abdurakhimov //The use of basic gps stations, which are situated in Namangan, in the field of automobile roads //журнал "Экономика и социум" №5(72) 2020.



*Мирзакаримова Д.Б., к.м.н.  
доцент кафедры инфекционных болезней  
Юсупова Ш.К., к.м.н.  
доцент кафедры госпитал терапии и эндокринологии  
Бекташев И.Б.  
студент 6-курса  
лечебный факультет  
Андижанский государственный медицинский институт  
Узбекистан, Андижан*

## **ХАРАКТЕРИСТИКА И ДЕЙСТВИЯ ОСТРОГО БРОНХИОЛИТА У ИНФЕКЦИОННЫХ ДЕТЕЙ (ЦИТОМЕГАЛОВИРУС)**

*Аннотация. Статья посвящена проблеме острого бронхолита у детей. Актуальность данной проблемы не вызывает сомнений: по самым скромным подсчетам, ежегодно во всем мире регистрируется более 150 млн случаев бронхолита, 7-13% из которых требуют стационарного лечения, а 1-3%-госпитализации в отделение интенсивной терапии. Наиболее часто этиологическим факторам выступают вирусы-респираторно синцитиальный (подавляющее большинство случаев-60-80%), значимым агентом является цитомегаловирус, грипп, парагрипп, аденовирус, коронавирус человека. Развитие бронхолита у детей первых двух лет жизни может обусловить целый ряд факторов. Особенно тяжело бронхолит протекают у недоношенных, детей с бронхолегочной дисплазией и на искусственном вскармливании, а также у пациентов с врожденными пороками развития и иммуно-дефицитами.*

*Ключевые слова: цитомегаловирус, грипп, цитомегаловирус, парагрипп, риновирус, рентгенограмма, острый бронхолит.*

*Mirzakarimova D.B., Ph.D.  
docent department of Infectious Diseases  
Yusupova Sh.K., Ph.D.  
docent  
department of Hospital Therapy and Endocrinology  
Bektashev I.B.  
student 6-year  
medical faculty  
Andijan State Medical Institute  
Uzbekistan, Andijan*

## CHARACTERISTICS AND EFFECTS OF ACUTE BRONCHIOLITIS IN INFECTIOUS CHILDREN (CITOMEGALOVIRUS)

*Summary: The article is dedicated to the problem of acute bronchitis in children. The relevance of this problem is obvious: according to conservative estimates, more than 150 million cases of bronchiolitis are registered annually. 7-13% of these cases require hospital treatment and 1-3%-hospitalization in an ICU. The most common etiologic factor is the virus-respiratory syncytial (the vast majority of cases-60-80%) cytomegalovirus, influenza viruses, parainfluenza, adenovirus, coronavirus are also important agents. A number of factors can cause the evolution of bronchiolitis in 0-2 years-old children. Premature infants, children with bronchopulmonary dysplasia, bottle-fed children, and patients with congenital malformations and immunodeficiencies undergo bronchiolitis especially hard.*

*Key words: cytomegalovirus, influenza, cytomegalovirus, parainfluenza, rhinovirus, radiograph, acute bronchiolitis.*

**Актуальность.** Острый бронхиолит - это генерализованное обструктивное воспалительное заболевание мелких бронхов и бронхиол, главным образом у детей в возрасте до двух лет. Ежегодно во всем мире регистрируется более 150 миллионов диагнозов острого бронхиолита. 7-13% пациентов находятся в стационаре и 1-3% нуждаются в интенсивной терапии [2]. По данным американских педиатров, заболеваемость составляет 3-4 случая на 100 детей в год в возрасте до двух лет и 1-2 случая на 100 детей на одного дошкольника [3]. Острый бронхиолит - заболевание вирусной этиологии, в 60-80% случаев заболевание вызывается респираторно-синцитиальным вирусом [8]. В остальных случаях вызывает цитомегаловирус, парагрипп, грипп, риновирусы. Заболевание чаще всего встречается у детей при аллергическом, экссудативном катаральном, лимфогипопластическом диатезе, паратрофическом, искусственном вскармливании. В основном это тяжелая форма у детей с преждевременными родами, бронхолегочной дисплазией, искусственным вскармливанием и врожденными пороками развития, иммунодефицитом. Симптомы заболевания включают обструкцию нижних дыхательных путей, вызванную ОРВИ (затрудненное дыхание, тахипноэ, стридор, поражение дыхательных мышц, заложенность носа, апноэ), кашель, признаки интоксикации [7].

У недоношенных детей чаще развивается апноэ. При аускультации выслушивается большое количество тихих, мелкопузырчатых хрипов на вдохе и сухих хрипов на выдохе. Свист не меняет своего положения при кашле. Редкие хрипы, а иногда и хрипы при поверхностном дыхании практически не слышны. В первые часы болезни температура тела высокая. Тяжесть общего состояния пациента определяется симптомами

интоксикации и дыхательной недостаточности [6]. Общие анализы крови иногда показывают лейкопению, повышение СОЭ. Сдвига лейкоцитарной формулы не наблюдается.

На рентгенограмме видно увеличение четкости участка легкого, преимущественно в периферических областях, уменьшение четкости участка легкого на небольших участках, расположение диафрагмы снизу, горизонтальное положение ребер. После первых 2-3 дней течения заболевания пациент может умереть от приступов одышки, кашля, особенно апноэ. Течение и исход болезни различаются в зависимости от этиологического фактора. Острый бронхолит, вызванный респираторно-синцитиальным вирусом, протекает легче, чем другие (грипп, цитомегаловирус, парагрипп, риновирус), и осложнения менее развиты [4].

**Цель исследования:** изучить специфику течения и последствий острого бронхолита, вызванного цитомегаловирусной инфекцией, у детей до одного года.

**Объект исследования:** 156 больных детей в возрасте до одного года госпитализированы с диагнозом «острый бронхолит (J21.9)» в патологоанатомическое отделение детской многопрофильной поликлиники Андигана с 11.09.2017 по 12.11.2018.

**Методы исследования:**

1. Клиническое обследование больных.
2. Общеклинические и лабораторные методы (общий анализ крови, общий анализ мочи, биохимический анализ крови).
3. Рентгенограмма грудной клетки.
4. Иммунологический метод исследования: определение в крови пациента антител к цмв IgM.

**Результаты и обсуждение.** У двадцати протестированных педиатрических пациентов титры IgM к цитомегаловирусу выше нормы ( $0,31 <$ ) и IgG ( $0,21 >$ ) отрицательны в крови по данным иммунологического тестирования. ), А в 22 из них показал высокий стандарт ( $0,21 \geq; \geq 0,31$ ). У 62 пациентов иммуноглобулин не обнаружен. Двенадцать пациентов были переведены в педиатрическое отделение интенсивной терапии по показателям жизнедеятельности (повторяющиеся приступы апноэ, выраженная утомляемость дыхательных мышц, сатурация не более 92% влажным 20% кислородом). Из этих детей, госпитализированных в отделение интенсивной терапии, у 5 были аномальные уровни IgG к цитомегаловирусу ( $0,22 <$ ), а у одного титры IgM к цитомегаловирусу выше нормы ( $0,22 <$ ). Остальным пациентам отделения были проведены следующие консервативные лечебные мероприятия. Лечебные мероприятия в основном направлены на устранение дыхательной недостаточности.

Назальный аспиратор короткого действия использовался для обеспечения проходимости верхних дыхательных путей. Поскольку чистота верхних дыхательных путей приводит к легкому ощущению

ребенка и активации грудного вскармливания, положительный или отрицательный эффект этого лечения на течение и исход острого бронхоолита не доказан [9]. Антибиотикотерапия применялась при продолжительности заболевания более 5–7 дней, при подозрении на выраженный лейкоцитоз, повышение СОЭ и развитие пневмонии.

Противовирусные препараты применялись в основном в виде аэрозолей и суппозиториев. В настоящее время влияние противовирусных препаратов на течение заболевания недостаточно доказано [1].

В зависимости от состояния пациента меры по обезвоживанию проводились перорально, через назогастральный зонд или парентерально.

Внутривенные инфузии не превышали 20мл/кг в день, поскольку они увеличивали вероятность неадекватной выработки антидиуретического гормона, что, в свою очередь, приводило к развитию опухолей легких [5]. Увлажненный кислород подавался при насыщении кислородом менее 94%. В виде аэрозолей использовались бронходилататоры, муколитики и отхаркивающие средства.

Стероиды местного и общего действия в аэрозольной форме не применялись, поскольку их влияние на прогрессирование заболевания не доказано [10]. Лечение проводилось одинаково у пациентов с антителами IgM и IgG к цитомегаловирусу и у пациентов контрольной группы.

Сильно проявлялись клинические признаки дыхательной недостаточности, интоксикации, гипоксемии. Клинико-лабораторный период выздоровления этих пациентов был увеличен на 3-5 дней по сравнению с пациентами контрольной группы. Синдром кашля длительное время сохранялся у детей с повышенным уровнем антител IgG к цитомегаловирусу. У троих пациентов было осложнено внутрибольничное кровотечение. На рентгенограмме грудной клетки выявлено диффузное усиление изображения легкого, эмфизематозная опухоль области легкого, скопление диафрагмы и выраженное проявление признаков застоя в малой кровеносной системе.

**Заключение.** Результаты исследования показывают, что острый бронхоолит цитомегаловирусной этиологии и поражения протекает тяжелее, чем бронхоолит другой вирусной этиологии, и имеет высокую степень развития осложнений.

#### **Использованные источники:**

1. Баранов А.А., Таточенко В.К., Намазова-Баранова Л.С. Острый бронхоолит у детей. Клинические рекомендации. 2016. 13с.
2. Вишнёва Е.А. Острый бронхоолит у детей. Современные подходы к диагностике и терапии. Клинические рекомендации. 06.07.2015. 2с.
3. Шабалов Н.П. Детские болезни. Том 1. 2016. 251с.
4. Шабалов Н.П. Детские болезни. Том 1. 2016. 252-253с.

5. Оказание стационарной помощи детям. Руководство по лечению наиболее распространенных болезней у детей: карманный справочник. 2-е изд. Всемирная организация здравоохранения. 2013. 452 с.
6. American Akademy of Pediatrics Subcommittee on Diagnosis and Management of Bronchiolitis. Diagnosis and management of bronchiolitis. Pediatrics. 2006. P. 1774-1793.
7. Behrman R.E., Kliegman R.M., Nelson W.E. Textbook of pediatrics. 16 th edition. London. Elsevier Saunders. 2000.
8. Hall W.J., Hall C.B. Chest. 1979. V. 76. №4. P. 458.
9. Ralston S.L., Lieberthal A.S., Meissner H.C., Alverson B.K.: American Academy of Pediatrics. Clinical Practice Guideline: The Diagnosis, Management, and Prevention of Bronchiolitis Pediatrics Vol. 134 No. 5 November 1. 2016. P. 1474-1502.
10. Ralston S.L., Lieberthal A.S., Meissner H.C., Alverson B.K.: American Academy of Pediatrics. Clinical Practice Guideline: The Diagnosis, Management, and Prevention of Bronchiolitis Pediatrics Vol. 134 No. 5 November 1. 2016. P. 1474-1502.

*Мисиров Ш.Ш.  
профессор кафедры «Естественных наук»  
Академия Вооруженных сил Республики Узбекистан  
Турабов М.Т.  
руководитель цикла кафедры «Технического обеспечения»  
подполковник*

## **НЕОБХОДИМОСТЬ ИСПОЛЬЗОВАНИЯ ТРЕНАЖЕРОВ ПРИ ПОДГОТОВКЕ ВОЕННЫХ СПЕЦИАЛИСТОВ**

*Аннотация:* В статье на основе результатов анализа мировых научных информационных ресурсов авторы приходят к выводу о необходимости использования тренажеров в подготовке военных специалистов.

*Ключевые слова:* тренажерные комплексы, военной техники, подготовка курсантов, военного образования, подготовки офицеров, компьютерного обучения

*Misirov Sh.Sh.  
Associate Professor of «Natural Sciences»  
Academy of the Armed forces of the Republic of Uzbekistan  
Turabov M.T.  
head of the cycle of the Department «Technical support»  
Lieutenant Colonel*

## **THE NEED TO USE SIMULATORS IN THE TRAINING OF MILITARY SPECIALISTS**

*Abstract:* Based on the results of the analysis of world scientific information resources, the authors conclude that it is necessary to use simulators in the training of military specialists.

*Keywords:* training complex, military equipmen, training of cadets, military education, training of officers, computer training.

Военно-техническая и военно-специальная подготовка курсантов – это процесс усвоения обучающимися системных знаний, формирования навыков и умений выполнения боевых задач на основе надежного применения оружия и боевой техники, а также их эксплуатации и ремонта. Ее сущность определяется Государственными образовательными стандартами в сфере высшего военного образования, квалификационными требованиями, предъявляемыми к выпускникам, знаниями, умениями и навыками выпускников и их психологической готовности к выполнению



учебных и боевых задач. Известно, что основа военно-специальной подготовки офицеров формируется в процессе теоретической и практической подготовки в высшем военном образовательном учреждении (ВВОУ). Основные результаты военно-специальной подготовки офицеров управления тактического уровня заключаются в следующем: навыки применения и ремонта оружия и военной техники, стрельба из всех видов оружия, управление всеми видами автомобилей и бронированной техники и прочее.

В целях повышения эффективности формирования профессиональных навыков и умений курсантов по военно-технической и военно-специальной подготовке в ВВОУ используются различные учебные тренажеры. Однако в процессе учебных занятий посредством использования существующих на кафедрах учебных тренажеров не был достигнут должный уровень показателя достижения учебных и дидактических целей. Наряду с этим в ВВОУ не осуществляется достаточный уровень эффективного и рационального использования комплекса тренажеров в процессе преподавания военных специальных дисциплин, практики анализа подготовки с их помощью курсантов и их полноценного внедрения в педагогическую практику. Существование этих и подобных им недостатков указывают на необходимость активного поиска путей и методов повышения военно-специальной подготовки курсантов с использованием учебных тренажеров. Такие методы должны состоять в использовании на специальных военных занятиях не только традиционных тренажеров, но также создании и эффективном применении новых учебных тренажеров, разработанных на основе средств современного программирования [1].

Трудно оценить значение учебной практики курсантов в формировании практических знаний, навыков и умений по таким учебным дисциплинам, как “Управление боевыми машинами”, “Стрелковая подготовка” и “Тактика”. Основу их учебного практического опыта составляет практическая деятельность. В настоящее время в ВВОУ и военных частях при Министерстве обороны Республики Узбекистан существуют отдельные тренажеры по управлению боевыми машинами и отдельные тренажеры наводчиков-операторов (берущих на прицел). Однако отсутствуют комплексные тренажеры, создающие возможность упражнять действия членов экипажа боевой машины в полном составе и в составе подразделений на поле боя. Полезность применения военных тренажеров несколько раз доказано во всех ограниченных военных конфликтах, произошедших в последнее время в Ираке, Боснии, Югославии, Афганистане. Тренажеры являются устройствами, на которых отрабатываются многочисленные варианты планирования боевых военных действий, оптимизации военных сил и средств по выполнению тех или иных задач, выхода из какой-либо ситуации. Например, отработка ударов

авиации с помощью комплексных авиационных тренажеров для горной местности с сильно пересеченным рельефом в решении конфликтов в Ираке, Боснии, Югославии позволила достичь результатов поставленного задания с наименьшим количеством оружия и боевых потерь с первой же попытки [2].

Каждый день современной войны, независимо от того, что она представляется собой ограниченный конфликт или боевые военные действия в мировом масштабе, сокращает население и материальные ресурсы воюющих стран. Со временем, когда будет поставлена цель массового применения различных видов вооруженных сил, потребуется достижение цели в короткие сроки с наименьшим расходом сил и средств, тогда необходимо будет тщательное планирование и тонкое осуществление военных действий. А для реализации этого потребуется предварительная многочисленная отработка всех заданий на тренажерах.

Существующие в настоящее время технологии военных тренажеров охватывают практически все задания, стоящие перед военнослужащими. Существуют тренажеры по индивидуальной подготовке военнослужащих, подготовке экипажей таких боевых машин, как танки, самоходные орудия. Широко применяются комплексные авиационные тренажеры для подготовки различного уровня летчиков боевых самолетов, вертолетов и военно-транспортных самолетов. Также применяются тренажеры при подготовке личного состава надводных и подводных кораблей. Специальные тренажерные комплексы используются и при подготовке командного состава различного уровня и видов войск. На основе таких тренажеров, называемых цифровыми моделями театра военных действий, осваиваются необходимые навыки командного состава вооруженных сил по планированию и управлению осуществляемыми различного масштаба военными действиями.

Российский исследователь А.О. Коженков в своем отчете по результатам многолетних научных исследований выразил свое мнение о подготовке военнослужащих авиации Российской Федерации. По его мнению, при подготовке военнослужащих авиации Российской Федерации уделяется еще большее внимание использованию технических средств обучения, постоянно расширяются парки тренажеров, тренажерные комплексы и программы компьютерного обучения, потому что средства наземного обслуживания обеспечивающих авиацию воздушных судов направлены на обеспечение деятельности непосредственно авиационных комплексов, использование же их в учебных целях требует больших финансовых расходов [3].

Российской производственной фирмой LOGOS Ltd разработаны такие симуляторы бронетанковой техники, как Т-72, Т-90S, Т-80U, Т-62, Т-55; а также БМП-3, БМП-2, БТР-60, БТР-70, БТР-80, БТР-90. Эти симуляторы являются программированными аппаратными комплексами. В них входят

водительский тренажер, тренажеры управления и комплексные тренажеры. Такие тренажеры могут быть размещены в движущемся контейнере или в специально подготовленном здании. Водительский тренажер предназначен для формирования навыков вождения на различных поверхностях, в различных погодных условиях, различное время года, различное время суток. В некоторых зарубежных странах при обучении военнослужащих выделяется до 80% учебного объема на их подготовку на специальных тренажерных комплексах. Обучающие тренажеры – это учебно-тренировочная установка, необходимая для овладения рабочими навыками по управлению машиной (механизмом, прибором, установкой и прочими) [4].

Следует отметить, что созданы тренажерные комплексы на основе таких существующих аппаратно-программных тренажерных комплексов, как LapSim (созданные при сотрудничестве хирургов клиники Гетеборгского университета с компаниями Седжикал Сайенс (Швеция) и Иммершин (США)), технология виртуальной реальности LabView (National Instruments, США), средство создания виртуальных тренажеров 3D STUDIO MAX (Autodesk, США).

Российские машиностроительные заводы в городах Курганск и Муромск специализируются на производстве тренажеров броневой техники. Коломенское машиностроительное конструкторское бюро производит тренажеры переносных зенитно-ракетных комплексов, Тульское центральное конструкторское бюро приборостроения и Тульский машиностроительный завод производят тренажеры противотанковых орудий и систем бронетанковой техники. Авиационные тренажеры производят Кронштадт, Москва, Санкт-Петербург, а также Центральный аэрогидродинамический институт в городе Жукове Московской области, Пензенское конструкторское бюро моделирования [4].

Созданы и широко развиваются тренажерные технологии в таких областях, как военное дело, медицина, предотвращение стихийных бедствий, атомная энергетика, авиация и космонавтика, которые предотвращают последствия ошибок при обучении на реальных объектах, могущих нанести чрезвычайно большой урон, а ликвидация этих последствий требует больших финансовых расходов. Тренажеры создаются там, где требуется использование одинаковых устройств или выполнение схожих действий, а также, когда требуется массовая подготовка специалистов для удовлетворения военных потребностей. В последнее время интенсивная компьютеризация мирового сообщества, создание сложной техники явились причиной возникновения целой индустрии тренажерных технологий в тех областях, где использование компьютеров и сложной техники связано с опасностью для жизни не только одного человека, но и всего человечества.

Тренажерные технологии являются сложными комплексами, системами моделирования и симуляции, компьютерными программами и физическими методами, созданными для подготовки личности к качественному и быстрому принятию решений. Современные тренажеры и разработанные для них учебные и подготовительные программы основываются на принципах теоретической подготовки и одновременно развитии практических навыков. Реализация возможности такого подхода возникла благодаря интенсивному развитию электронно-вычислительных машин и их удешевлению, а также вследствие развития в области создания виртуальной реальности. На основе этих технологий разработано множество применяющихся в военной области тренажеров, имитирующих с высокой степенью совершенства военные действия в реальном времени.

Основа обладания каждым государством высоким уровнем обороны связана с уровнем профессиональных качеств военнослужащих. Их постоянному развитию на основе традиционных методов (командно-штабные тренировки, полевые тренировки, широкомасштабные войсковые тренировки и другие) доведения профессиональной подготовки до должного уровня препятствуют требования, предъявляемые к экономической эффективности, ограниченность бюджета и прочее. Одним из самых эффективных путей повышения постоянной боевой подготовки военнослужащих всех уровней является применение современных компьютеризированных тренажеров, способных выполнять различные задачи. Такие тренажеры с высокой степенью точности создают аналогичные реальным условиям необходимые ситуации, при этом они формируют все особенности моделируемой ситуации (например, применение какого-либо оружия, проведение боевых военных действий, обслуживание материальных частей и прочее) и необходимые навыки надежного управления и общения, необходимые в реальной боевой обстановке.

Анализ мировых научных информационных ресурсов показывает, что можно имитировать, симулировать любые реальные состояния – состояние водителя, летчика, космонавта, танкиста, спасателя, хирурга или оператора электростанции. В результате этого высокий спрос на тренажеры возникает там, где требуется массовая подготовка специалистов для работы на одинаковых установках, выполнение аналогичных действий, удовлетворение военных потребностей. Принимая это во внимание, считаем целесообразным проведение научных исследований тренажеров экипажа боевой машины пехоты в нашем образовательном учреждении, создание на основе результатов этих исследований динамического тренажера экипажа боевой машины пехоты и его широкое использование в образовательном процессе.

Исходя из вышеприведенных данных и существующих проблем, можно сделать следующие выводы:

Применение тренажеров в практике боевой подготовки позволяет осуществление основных принципов боевой подготовки и задач боевой подготовки.

Самым важным из преимуществ подготовки военных специалистов с использованием тренажеров является существование возможности освоения навыков использования техники в самых различных непредвиденных обстоятельствах (поломка техники, различные аварии, пожар и тому подобных ситуациях). Такие ситуации можно моделировать при разработке тренажеров. При подготовке специалистов с помощью реальной техникой такой возможности не существует.

Следовательно, специалисты, подготовленные с помощью использования тренажеров, овладеют устойчивыми навыками, которые они смогут применить даже в непредвиденных экстремальных условиях.

#### **Использованные источники:**

1. А. И. Мусулманов. Курсантларнинг ҳарбий - техник ва ҳарбий - махсус фанлардан тайёргарлигини такомиллаштиришнинг айрим жиҳатлари.// ЎР ҚК Академияси хабарлари. - 2019. - № 3 (31).
2. Комплексный тренажер экипажа боевой машины пехоты БМП-2./А. Н.Матвиевский, Н.А. Матвиевский, Т.Г. Бондаренко, Е.И. Казеев, И.А. Касьян, В.И. Касьян. - <https://docplayer.ru/71403002>. 1919. (дата обращения 10.12.2019).
3. Развитие инфраструктуры nanoиндустрии в Российской Федерации. Методические рекомендации по реализации требований к создаваемым тренажерам в рамках ФЦП [Электронный ресурс] – Режим доступа: <http://www.ntutcr.ru>, свободный. (дата обращения 17.09.2019).
4. Computer Training Systems for Russians armored vehicles [Электронный ресурс] – Режим доступа: <http://logos.mephi.ru>, свободный. (дата обращения 10.10.2019).
5. Дзюбенко О.Л., Мищенко М.В., Коженков А.О. Виртуальные симуляторы в системе высшего военного образования. – Москва: РУСАЙНС, 2017.

*Пояснение: Статья подготовлена в рамках научно-технического проекта “Создание комплексного динамического тренажера экипажа Боевой машины пехоты (БМП-2)”.*



*Муханова М.Г.  
преподаватель узбекского языка  
Академический лицей ТашПМИ*

### **ЖИЗНЬ АБДУЛЛА КАДЫРИ И ЕГО ПРОИЗВЕДЕНИЯ**

*Аннотация: В данной статье рассматривается литературную деятельность А. Кадыри и его вклад в жанр романтизм*

*Ключевые слова: А. Кадыри, произведения, литература, узбекская литература, романтизм*

*Muxanova M.G.  
Uzbek language teacher  
Academic Lyceum TashPMI*

### **LIFE OF ABDULLAH KADIRI AND HIS WORKS**

*Annotation: This article examines the literary activity of A. Kadiri and his contribution to the genre of romanticism*

*Key words: A. Kadiri, works, literature, Uzbek literature, romanticism*

Новая узбекская литература возникла в XX веке и развивается в наши дни. Она является неотъемлемой частью истории страны, корни которой уходят в глубь тысячелетий.

К числу художников слова, которых называют классиками, принадлежит Абдулла Кадыри. Он родился на окраине старого Ташкента. С юных лет слушал многочисленные устные рассказы отца, искусного садовода Кадыр-ака, много знавшего и прожившего на свете 102 года. Абдулла впитал в себя такие качества, как любовь к труду, удивительную наблюдательность, умение видеть движение жизни, сопереживать другим. И, наверное, самое главное, - любовь к земле, бережное отношение к людям. Он сохранил в себе эти достоинства и пронес их через недолгую жизнь.

Одиннадцатилетним мальчиком Абдулла поступил на учебу к богатому купцу, который отправил будущего писателя учиться в русско-туземскую школу, чтобы впоследствии сделать его своим секретарем. В 1915-1917 годах учился в медресе, осваивая арабский и персидский языки. Он увлекался изучением языков и был одним из первых узбекских интеллигентов, кто всерьез постигал азы русского. А.Кадыри за отличную учебу в школе премирован серебряными часами от имени генерал-губернатора Ташкента Самсонова. Позднее, будучи студентом Брюсовского литературного института в Москве, занимается творчеством. На



протяжении всей жизни Абдулла Кадыри время от времени возвращался к русскому языку и литературе. Так, он активно участвовал в составлении русско-узбекского словаря, перевел на родной язык произведения Гоголя, Чехова и некоторых других русских писателей. Свои рассказы и статьи подписывал то подлинным именем, то множественными псевдонимами: Думбуль, Джиян, Соврунбай, Овсар и др.

Литературную деятельность А.Кадыри начал в 1915 году, опубликовав отдельной книгой пьесу "Несчастный жених", а чуть позднее - повесть "Развратник" и рассказы "На улаке", "Пир злых духов". Тогда же в журнале "Ойна" ("Зеркало") напечатаны его произведения "Ахволимиз" ("Наше состояние"), "Миллатимга" ("Моей нации"), "Туй" ("Свадьба"). Проявил он себя не только как писатель, но и как поэт.

В начале XX столетия формировалась новая узбекская интеллигенция, сплотившая под знаменем джадидизма борцов за прогресс и свободу. Абдулла Кадыри примкнул к ним. Первые его стихотворения были посвящены пропаганде этого движения.

Творчество писателя выросло на народной почве, на богатейших традициях узбекской классической литературы. Вместе с тем, оно испытало сильное влияние мировой литературы.

Господство романтизма в восточных литературах рождало своеобразие формирование метода реализма в литературах Востока. Весьма ощутимы элементы романтизма в творчестве, например, таких зачинателей узбекской литературы, как А. Кадыри. Особенно четко прослеживается данная тенденция в творчестве первого узбекского романиста А. Кадыри. Его произведения «Минувшие дни» и «Скорпион из алтаря», что было особо отмечено многими учеными, и, в частности, известным русским литературоведом З. Кедринной, изобилуют элементами романтизма. Словом, романтизм как литературное направление существовал в узбекской литературе в начале XX века. Но при этом не следует забывать, что степень развития реализма и романтизма различна и своеобразна. Нам кажется, что при определении степени их развития и своеобразия, в первую очередь следует исходить из конкретной исторической эпохи, из особенностей социального мышления определенного исторического периода. Иначе невозможно научное решение вопроса. А. Кадыри, являясь основоположником реалистического романа нового типа в узбекской литературе, через многообразие форм и стилей овладевал идейно-эстетическими принципами этого жанра. Естественно, осуществлению такой огромной и ответственной задачи предшествовала кропотливая работа, долгие творческие искания. Именно поэтому каждый его роман становился целым событием в узбекской литературе, образцом новаторства. Романтический стиль А. Кадыри имеет глубокие корни в своеобразие национальной литературы. Вот почему сейчас, когда стилевые искания художников Узбекистана представляют существенную сторону из

творческой деятельности, особую актуальность приобретает стилевой опыт А. Кадыри. Потому что, романы писателя в художественном отношении и замечательным качеством отличаются от многих других прозаических произведений того времени. Романы «Минувшие дни» и «Скорпион из алтаря» знаменуют собой творческую вершину узбекской литературы, в частности узбекской прозы 20-х годов. Поэтому творческий опыт А. Кадыри имеет непреходящее значение для молодых писателей. Творчество этого художника не только обнаруживает ярко индивидуальное своеобразие его писательского почерка, но в известной мере является «узловым моментом» в развитии стилевого многообразия литературы последующих десятилетий.

А.Кадыри автор крупного романа о современности "Абид-кетмень", нашумевшего очерка "Маллабой-ака из Гирвана", многих других очерков и рассказов внес заметный вклад в историю узбекской литературы. "Абдулла Кадыри, - писал Иззат Султанов, - вошел в узбекскую литературу подобно раскату грома и, словно яркий свет молнии, обратил на себя внимание всех."

Как бы подтверждая справедливость этих слов, казахский писатель Мухтар Ауэзов особо подчеркивал: "Мы в молодости зачитывались романами Абдуллы Кадыри. Мы поражались его мастерству лепить человеческие характеры, доносить до нас бурю человеческих страстей... возвышать любовью своих героев". Многие произведения Абдуллы Кадыри, основоположника жанра романа в узбекской литературе, нашли признание во многих странах Востока и СНГ.

#### **Использованные источники:**

1. Мамаджанов, А. Романтический стиль в произведениях А. Кадыри / А Мамаджанов, Ш. Р. Абдуразакова. — Текст: непосредственный // Молодой ученый. — 2014
2. <https://arboblar.uz/ru/people/kadyri-abdulla>
3. А. Кадыри: яркие страницы из жизни простого человека. NAVOI.BIZ - ИНФОРМАЦИОННЫЙ ПОРТАЛ НАВОИ. <http://navoi.biz/news/2015-04-10-538>

*Надилов Д.  
Хакимов Н.С.*

*кафедра онкологии и медицинской радиологии  
Андижанский государственный медицинский институт*

## **ИССЛЕДОВАНИЕ МЕТАБОЛИЧЕСКОГО СИНДРОМА НА ОСНОВАНИИ АНАЛИЗА УЛЬТРАЗВУКОВЫХ ДАННЫХ**

*Аннотация: Метаболический синдром, для которого характерно наличие у одного больного тканевой инсулинорезистентности, гиперинсулинемии, нарушения толерантности к глюкозе, первичной артериальной гипертензии, дислипидемии, а также абдоминального ожирения и гиперурикемии, не случайно вызывает большой интерес исследователей. В клинической лекции представлены данные о различных вариантах метаболического синдрома (МС) и его распространенности в популяции. Даны диагностические критерии МС и алгоритм обследования пациентов.*

*Ключевые слова: метаболический синдром; инсулинорезистентность; гиперинсулинемия; нарушение толерантности к глюкозе; артериальная гипертензия; дислипидемия; ожирение; гиперурикемия.*

*Nadirov D.*

*Khakimov N.S.*

*Department of Oncology and Medical Radiology  
Andijan State Medical Institute*

## **STUDY OF METABOLIC SYNDROME BASED ON ANALYSIS OF ULTRASONIC DATA**

*Resume: The metabolic syndrome, which is characterized by the presence of tissue insulin resistance, hyperinsulinemia, impaired glucose tolerance, primary arterial hypertension, dyslipidemia, as well as abdominal obesity and hyperuricemia in one patient, is not accidentally of great interest to researchers. The clinical lecture presents data on various variants of metabolic syndrome (MS) and its prevalence in the population. Diagnostic criteria for MS and an algorithm for examining patients are given.*

*Key words: metabolic syndrome; insulin resistance; hyperinsulinemia; impaired glucose tolerance; arterial hypertension; dyslipidemia; obesity; hyperuricemia.*

**Введение.** Метаболический синдром (МС) представляет собой комплекс метаболических, гормональных и клинических нарушений, являющихся факторами риска развития сердечно-сосудистых заболеваний, в основе которых лежит инсулинорезистентность и компенсаторная гиперинсулинемия. Жировая ткань (ЖТ) является основным диагностическим критерием висцерального ожирения (ВО), обладает ауто-, пара- и эндокринной функцией и секретирует большое количество веществ, имеющих различные биологические эффекты для развития и прогрессирования инсулинорезистентности — основного звена в патогенезе МС [2,4]. Разработаны различные методики определения количества жировой ткани в абдоминальной области. Длительное время основным методом определения ВО являлось измерение антропометрических параметров [2].

Новые возможности в изучении абдоминальной жировой ткани и диагностике МС внесли современные высокоразрешающие диагностические технологии. Применение компьютерной (КТ) и магнитнорезонансной томографии (МРТ) позволило разделить ее на висцеральную (ВЖТ) и подкожную (ПЖТ) и подтвердить взаимосвязь между ВЖТ и инсулинорезистентностью, нарушениями метаболизма [3].

Однако в силу как лучевой нагрузки (КТ), так и большой продолжительности исследования (МРТ) данные методы не могут рассматриваться в качестве скрининга. В связи с этим в последнее десятилетие интерес ученых был направлен на изучение возможности применения ультразвукового метода диагностики ВО.

При этом все авторы сходятся во мнении, что полученные ультразвуковые индексы гораздо более связаны с количеством висцеральной жировой ткани, измеренной томографическими методами, чем антропометрические показатели оценки ВЖТ (окружность талии (ОТ), соотношение ОТ и окружности бедер (ОБ)) [1,3].

Однако, несмотря на значимость приоритетной оценки висцерального ожирения в диагностике метаболического синдрома и перспективы современной лучевой диагностики в этой области, многие вопросы выявления висцерального ожирения далеки от разрешения. Так, при диагностике ВО не установлены критические значения для ВЖТ МРТ, КТ и УЗИ. Что касается доступной отечественной литературы, то в ней данные об ультразвуковом исследовании при определении ВО практически отсутствуют.

**Цель исследования.** Совершенствование способов ультразвуковой диагностики неалкогольной жировой болезни печени, основанных на количественной оценке эхогенности паренхимы печени.

**Материалы и методы исследования.** Группа исследования представлена 153 пациентами (47 мужчин и 106 женщин) с метаболическим

синдромом. Контрольную группу составили 88 человек (19 мужчин и 69 женщин) в возрасте от 25 до 65 лет.

**Результаты исследования.** Требующим дополнительных изучений фактом, является существование такого явления как популяционный диморфизм МС, то есть существование различий в распространенности и выраженности МС в разных этнических группах. Существование данного явления установлено и на территории Республики Узбекистан

Средний возраст пациентов с МС составил 50 (42-53) лет и был достоверно выше возраста пациентов в контрольной группе 43 (36-49) лет. Мужчины в исследуемых группах были сопоставимы по возрасту, женщины с МС синдромом были достоверно старше женщин контрольной группы (49 (45-53) лет и 43 (36-50) лет, соответственно).

В обеих группах преобладали женщины. В виду того, что доля мужчин включенных в исследование, была значительно меньше, чем женщин, анализ показателей в зависимости от полового признака мы сочли нецелесообразным. Так как значения ОТ, используемые для включения в группу исследования, различаются у мужчин и женщин, то сравнение показателя проводилось только в группе женщин.

Антропометрические показатели пациентов исследуемых групп закономерно статистически значимо различались по окружности талии и ИМТ (достоверно выше данные показатели были в группе у пациентов с МС). У больных МС, относящимся к пришлому населению, установлено более выраженное висцеральное ожирение, на основании более высоких значений показателей ОТ и ИМТ.

**Вывод.** Таким образом, нами получены дополнительные сведения, свидетельствующие о наличии явления популяционного диморфизма метаболического синдрома у жителей Узбекистан. В том числе и в формировании изменений артериальных сосудов, приводящих к развитию сосудистых осложнений, а именно - утолщение КИМ. Выявленные нами различия являются одним из оснований для разработки персонализированных подходов для диагностики, профилактики и лечения МС у жителей Узбекистан.

#### **Использованные источники:**

1. Дедов И.И., Мельниченко Г.А. (ред.). Ожирение (этиология, патогенез, клинические аспекты): Руководство для врачей. М.; 2004.
2. Беляков Н.А., Мазуров В.И. (ред.). Ожирение: Руководство для врачей. СПб.: СПбМАПО; 2003.
3. Беляков Н.А., Сеидова Г.Б., Чубриева С.Ю., Глухов Н.В. Метаболический синдром у женщин (патофизиология и клиника) . СПб.: СПбМАПО; 2005.
4. Макацария А.Д., Пшеничникова Е.Б., Пшеничникова Т.Б., Би-цадзе В.О. Метаболический синдром и тромбофилия в акушерстве и гинекологии. М.: Медицинское информационное агентство; 2006.

*Нин Цзынзин  
студент 1 курса магистратуры  
Институт социально-гуманитарного образования  
Московский педагогический государственный университет  
Россия, Москва*

## **НЕУСТОЙЧИВЫЙ СТАТУС ТЕКУЩЕЙ ФИНАНСОВОЙ СТРАТЕГИИ**

*Аннотация: В то же время, когда операционная среда предприятий быстро меняется, они также выдвигают финансовые стратегии для устойчивого развития. В этой статье сначала представлена финансовая концепция устойчивого развития и ее теоретическая основа, значение финансовой стратегии и взаимосвязь между ними, анализируется неустойчивое состояние финансовой стратегии предприятия и предлагаются основные идеи о том, как построить устойчивую финансовую стратегию.*

*Ключевые слова: финансовая концепция устойчивого развития и ее теоретическая основа*

*Ning Zingjing  
student 1 year master's degree  
Institute of Social and Humanitarian Education  
Moscow State Pedagogical University  
Russia, Moscow*

## **THE PRECARIOUS STATUS OF THE CURRENT FINANCIAL STRATEGY**

*Abstract: At the same time as the operating environment of enterprises is rapidly changing, they are also putting forward financial strategies for sustainable development. This article first presents the financial concept of sustainable development and its theoretical basis, the meaning of financial strategy and the relationship between them, analyzes the fragile state of the financial strategy of an enterprise and offers basic ideas on how to build a sustainable financial strategy.*

*Key words: the financial concept of sustainable development and its theoretical basis*

1. Текущая финансовая стратегия не уделяет достаточного внимания устойчивому развитию предприятий.



Глобальное потребление ресурсов и экологический кризис угрожают устойчивому развитию предприятий, но текущая финансовая стратегия и модель управления не приняли эффективных мер для решения этой проблемы. Большинство стратегических планов и инвестиционных решений компаний сосредоточены на балансовой прибыли, а не на устойчивом развитии и долгосрочных выгодах.

2. Текущая финансовая стратегия игнорирует управление устойчивым ростом предприятий

Менеджеры считают быстрый рост доходов компании самой важной целью работы и тратят много времени и сил на изучение того, как обеспечить дальнейшее увеличение выручки от продаж и расширение сферы бизнеса. Режим экономического роста компании - это, в основном, экстенсивный метод работы. При таком методе работы компания просто преследует расширение масштаба и количества, при разработке финансовых стратегий основное внимание уделяется масштабам инвестиций, игнорируется качество инвестиций и, в основном, используются собственные средства и внешний долг для поддержания деловых операций. В результате структура капитала была необоснованной, оборот капитала был затруднен, а ресурсы не были оптимизированы. Это может легко привести к тому, что фактические темпы роста компании часто будут намного выше, чем ее устойчивые темпы роста, и в конечном итоге приведут к краху компании.<sup>61</sup>

3. Технологии управления и инструменты анализа, на которые опирается текущая финансовая стратегия, несовместимы с концепцией устойчивого развития

Методы анализа текущей финансовой стоимости, особенно системы анализа финансовых показателей с единственным показателем в качестве основного, такие как система анализа DuPont с доходностью чистых активов в качестве основного, система оценки эффективности с возвратом инвестиций в качестве основного и прибыль на акцию в качестве основного. Метод анализа принятия решений по структуре капитала, модель риска и стоимости предприятия с отношением  $P / E$  в качестве основного не способствуют устойчивому развитию и созданию стоимости предприятия. Причина заключается в том, что финансовые показатели сосредоточены на оценке краткосрочных выгод, которые могут легко вызвать манипулирование прибылью компании или управление прибылью, финансовые показатели, используемые в вышеупомянутом методе анализа, слишком сфокусированы на отражении прошлых результатов и их трудно органично интегрировать со стратегическими целями организации; Источник данных основан на традиционной системе финансового учета, а

---

<sup>61</sup>Шугрин И.С. Целевое финансирование (гранты) и предпринимательская деятельность некоммерческих организаций. Методическое пособие - Новосибирск АНО «Консультационный центр по праву и налогообложению», 2009

показатель чистой прибыли в бухгалтерском учете игнорирует альтернативную стоимость использования капитала для получения прибыли.

#### 4. Восстановление идей для устойчивого развития корпоративной финансовой стратегии

Основная идея построения модели устойчивого финансового менеджмента заключается в том, чтобы: ввести концепцию устойчивого развития, взяв за основу устойчивое развитие корпоративных финансовых стратегических целей, сосредоточив внимание на балансе корпоративных денежных доходов и рисков в различных аспектах корпоративной финансовой стратегии. Аспект (включая стратегию финансирования, стратегию управления финансовыми рисками, стратегию слияния и поглощения и стратегическую стратегию распределения) выбирает устойчивую стратегическую модель для формирования устойчивого процесса формирования и реализации финансовой стратегии в ходе работы и развития предприятия и, наконец, оценивает эффективность И система мотивации, чтобы мотивировать менеджеров и всех сотрудников постоянно стремиться к максимизации корпоративной ценности и обеспечить устойчивый рост предприятия.<sup>62</sup>

#### 5. Сформулируйте цели финансовой стратегии для устойчивого развития

Первым вопросом при разработке финансовой стратегии устойчивого развития является определение соответствующих устойчивых стратегических целей. Финансовые стратегические цели определяют основные характеристики и основные направления финансовой деятельности компании, а также ориентиры действий и усилия для различных видов финансовой деятельности компании. Текущие теории финансового менеджмента, как правило, учитывают, является ли максимизация прибыли (или максимизация благосостояния акционеров) единственной целью для измерения плюсов и минусов финансовых решений компании.<sup>63</sup> Поскольку действие стратегии должно учитывать влияние многих внутренних и внешних факторов окружающей среды предприятия, целесообразно полностью отразить требования различных внутренних и внешних сил на предприятии. Поэтому мы должны установить разумную финансово-стратегическую цель в соответствии со стратегическими требованиями предприятия в качестве базовой основы и основного направления финансовых решений.

Согласно стратегическому мышлению, прибыль для предприятия - это не все богатство, но всеобъемлющая конкурентоспособность и влияние,

---

<sup>62</sup>Кудрявцева Г.А. Предпринимательская деятельность некоммерческих организаций [Текст] / Г.А. Кудрявцева. - М.: ИНФРА-М, 2008. - 384с

<sup>63</sup>Маккальская М. Л., Пирожкова Н.А. \Некоммерческие организации в России: Создание, права, налоги, учет, отчетность. М.: Изд. «Дело и Сервис»,2000. С38

формируемые такими комплексными факторами, как оборот, доля рынка, технологии и удовлетворенность клиентов, являются наиболее ценным богатством. Следовательно, с точки зрения устойчивого развития предприятия финансово-стратегическая цель предприятия должна заключаться в максимизации его потенциала в области устойчивого развития в качестве стратегической цели. Так называемый потенциал устойчивого развития - это сочетание основной конкурентоспособности и потенциала в области охраны окружающей среды. Только таким образом могут быть скоординированы и объединены долгосрочные и краткосрочные интересы компании, а стратегические и тактические цели могут быть объединены. С точки зрения корпоративных стратегий сбора средств, цель должна состоять в том, чтобы поддерживать долгосрочную операционную безопасность компании, поддерживать способность компании погашать свои долги и улучшать свои возможности по сбору средств.<sup>64</sup>Первой задачей управления стратегией финансирования является разумное расположение структуры капитала, а хорошая структура капитала является основой для устойчивого развития предприятия. Существует три типа структуры капитала: высокая структура долгового капитала, низкая структура долгового капитала и стабильная структура капитала. Для обеспечения долгосрочной безопасности бизнеса предприятия должна быть принята стабильная структура капитала, и долговой капитал должен предпочтительно контролироваться на уровне около 50%. Разумеется, различные предприятия должны быть конкретно определены на основе таких факторов, как прибыльность предприятия и характеристики отрасли, в которой оно расположено.

#### **Использованные источники:**

1. Шугрин И.С. Целевое финансирование (гранты) и предпринимательская деятельность некоммерческих организаций. Методическое пособие - Новосибирск АНО «Консультационный центр по праву и налогообложению», 2009
2. Кудрявцева Г.А. Предпринимательская деятельность некоммерческих организаций [Текст] / Г.А. Кудрявцева. - М.: ИНФРА-М, 2008. - 384с
3. Маккальская М. Л., Пирожкова Н.А. \Некоммерческие организации в России: Создание, права, налоги, учет, отчетность. М.: Изд. «Дело и Сервис», 2000. С38
4. Афанасьева Е.Г. Деятельность некоммерческих организаций [Текст] / Е.Г

---

<sup>64</sup>Афанасьева Е.Г. Деятельность некоммерческих организаций [Текст] / Е.Г

*Нин Цзынзин  
студент 1 курса магистратуры  
Институт социально-гуманитарного образования  
Московский педагогический государственный университет  
Россия, Москва*

## **СОСТОЯНИЕ ФИНАНСОВОЙ СТРАТЕГИИ СОВРЕМЕННЫХ ПРЕДПРИЯТИЙ**

*Аннотация: В настоящее время реализация стратегии устойчивого развития корпоративного управления является самым громким лозунгом для предприятий. В данной статье анализируется текущее состояние корпоративных финансовых стратегий и предлагается выбор устойчивых корпоративных финансовых стратегий и гарантий финансирования. Стратегия имеет определенное положительное значение.*

*Ключевые слово: финансовых стратегий и гарантий финансирования.*

*Ning Zingjing  
student 1 year master's degree  
Institute of Social and Humanitarian Education  
Moscow State Pedagogical University  
Russia, Moscow*

## **STATE OF THE FINANCIAL STRATEGY OF MODERN ENTERPRISES**

*Abstract: Currently, the implementation of the strategy of sustainable development of corporate governance is the loudest slogan for enterprises. This article analyzes the current state of corporate finance strategies and proposes a selection of sustainable corporate finance strategies and funding guarantees. The strategy has a definite positive meaning.*

*The keywords: financial strategies and financing guarantees.*

### **1. Коннотация корпоративной финансовой стратегии**

Финансово-стратегический менеджмент - это не пустые разговоры, он должен решить вопрос о том, как компания должна управлять финансами сейчас и в будущем. Он играет жизненно важную роль на современных предприятиях. Основываясь на анализе внутренней и внешней среды компании, финансовая стратегия компании правильно позиционирована, ее стратегические цели ясны, а корпоративная стратегия устойчива. Насколько я понимаю, каждый продукт проходит четыре стадии: начальная стадия,

стадия роста, зрелая стадия и Период рецессии и различные этапы представляют разные потребности в финансировании и соответствуют различным группам клиентов. После того, как предприятие вступает в период зрелости, продукт может принести огромную прибыль и сформировать большой объем свободного денежного потока. Предприятие должно приложить большие усилия для разработки новых продуктов. Это отражает выбор разумной финансовой стратегии и обеспечение ее эффективного осуществления корпоративной финансовой деятельности для обеспечения устойчивого корпоративного развития.<sup>65</sup>

2. Состояние корпоративной финансовой стратегии и устойчивого развития

Устойчивое развитие предприятий, цель финансового стратегического управления - стремление к долгосрочной прибыльности, только прибыльное устойчивое развитие. Но теперь менеджеры воспринимают быстрый рост доходов компании как важнейшую рабочую цель и тратят много времени и сил на изучение того, как увеличить доход от продаж компании, а сферы бизнеса продолжают расширяться вместо устойчивого развития и долгосрочных выгод, игнорируя качество инвестиций, Больше собственных средств и заемных средств для поддержания бизнес-операций, что приводит к нерациональной структуре капитала, сложному обороту капитала и неспособности оптимизировать распределение ресурсов, что может легко привести к тому, что фактические темпы роста компании часто оказываются намного выше, чем ее устойчивые темпы роста И в конечном итоге привести к упадку предприятия.<sup>66</sup>

3. Игнорировать управление устойчивым ростом предприятий.

Устойчивому развитию предприятий угрожает глобальное потребление ресурсов и экологический кризис, но текущая финансовая стратегия и модель управления по-прежнему игнорируют защитное использование капитала. Большинство стратегических планов и инвестиционных решений компаний по-прежнему сосредоточены на балансовой прибыли, которая заключается в повышении удовлетворенности потреблением капитала текущей компании, независимо от удовлетворения будущего потребления капитала компании, что будет препятствовать устойчивому развитию предприятия и получать долгосрочные выгоды.<sup>67</sup>

4. Современные технологии управления и инструменты анализа не совместимы с концепцией устойчивого развития.

---

<sup>65</sup> Ху Кай, Лю Хэн. Цели финансового управления некоммерческих организаций с точки зрения вложенности. Новый бухгалтерский учет, 2010, (5): 39.

<sup>66</sup> Ху Кай, Лю Хэн. Цели финансового управления некоммерческих организаций с точки зрения вложенности. Новый бухгалтерский учет, 2010, (5): 39.

<sup>67</sup> Ren Ху Ренчжун. Анализ условий для устойчивого развития предприятий [Дж]. Современная экономика, 2006, (125): 104 ~ 105. [З.К.]

Методы анализа текущей финансовой стоимости, особенно система анализа финансовых показателей с единственным показателем в качестве основного, например система анализа DuPont с доходностью чистых активов в качестве основного, система оценки эффективности с возвратом инвестиций в качестве основного и прибыль на акцию в качестве основного. Метод анализа принятия решений по структуре капитала, модель риска и стоимости предприятия с отношением Р / Е в качестве основного не способствуют устойчивому развитию и созданию стоимости предприятия. Причина заключается в том, что финансовые показатели сосредоточены на оценке краткосрочных выгод, которые могут вызвать манипулирование прибылью компании или управление прибылью, а финансовые показатели, используемые в вышеупомянутых методах анализа, слишком сфокусированы на отражении прошлых результатов и их трудно органично интегрировать со стратегическими целями организации; Источник данных основан на традиционной системе финансового учета, а показатель чистой прибыли в бухгалтерском учете игнорирует альтернативную стоимость использования капитала для получения прибыли.

5. Мысли об устойчивом развитии корпоративной финансовой стратегии

Финансовая стратегия является основой корпоративной стратегии и мощной гарантией устойчивого развития предприятия. Корпоративная финансовая стратегия, являющаяся ядром общей корпоративной стратегии, функционирует как гематопоэтический механизм компании и передает энергию для бесперебойной и здоровой работы предприятия. Мотивация и надежная гарантия устойчивого развития. Хорошо сформулирована и реализована только финансовая стратегия, которая может максимизировать интеграцию корпоративных ресурсов и оптимизировать распределение ресурсов для накопления энергии для быстрого развития предприятия. Поэтому корпоративная финансовая стратегия тесно связана с устойчивым развитием.<sup>68</sup>

#### **Использованные источники:**

1. Ли Янжен. О финансовой стратегии устойчивого развития предприятий [Дж. Северная экономика и торговля, 2004, (5): 77-78. [Z K].
2. Ху Кай, Лю Хэн. Цели финансового управления некоммерческих организаций с точки зрения вложенности. Новый бухгалтерский учет, 2010, (5): 39.
3. Ren Ху Ренчжун. Анализ условий для устойчивого развития предприятий [Дж]. Современная экономика, 2006, (125): 104 ~ 105. [З.К.]
4. Цзэн Шаохуа. Стратегическое недоразумение и финансовые размышления об устойчивом развитии предприятий [J.] Development Research, 2006, (11): 83-85.

---

<sup>68</sup>Цзэн Шаохуа. Стратегическое недоразумение и финансовые размышления об устойчивом развитии предприятий [J.] Development Research, 2006, (11): 83-85.



*Нурматов Х.В.  
ассистент  
кафедра судебной медицина  
Тожибоева Н.Л.  
ассистент  
кафедра патологическая физиология  
Усмонова С.О.  
ассистент  
кафедра патологическая физиология  
Саиджонова Ф.Л.  
ассистент  
кафедра патологическая анатомия  
Андижанский государственный медицинский институт  
Бабаева Г.Л.  
ассистент  
кафедра языков  
Андижанский институт машиностроения  
Андижон, Узбекистан*

## **ПРОФИЛАКТИКА РАЗВИТИЕ ВЕНОЗНЫХ ТРОМБОЭМБОЛИИ У ПАЦИЕНТОВ С ОНКОПАТОЛОГИЕЙ**

*Аннотация: Проведенный нами исследовани показал, что ВТЭ является одним из тяжелых осложнений у пациентов с онкопатологией и определяет течение заболевания, требует динамического наблюдения за показателями гемодинамики и своевременного назначения как фармакологических, так и механических средств профилактики тромбообразования. Предупреждение развития ВТЭ является одним из важных шагов для увеличения выживаемости пациентов с раком.*

*Ключевые слова: тромбоземболии, онкологи, профилактика, аутопсии, гипокоагуляция, стандартной профилактике.*

*Nurmatov H. V.  
assistant  
department of forensic medicine  
Tojiboeva N.L.  
assistant  
department of pathological physiology  
Usmonova S.O.  
assistant  
department of pathological physiology*

*Saidjonova F.L.*  
*assistant*  
*department*  
*of pathological anatomy*  
*Andijan State Medical Institute*  
*Babaeva G.L.*  
*assistant*  
*at the department of languages*  
*Andijan Institute of Mechanical Engineering*  
*Uzbekistan, Andijon*

## **PREVENTION OF VENOUS THROMBOEMBOLISM IN PATIENTS WITH CANCER**

*Summary: Our research has shown that VTE is one of the most serious complications in patients with oncopathology and determines the course of the disease, requires dynamic monitoring of hemodynamic parameters and timely administration of both pharmacological and mechanical means of preventing thrombosis. Preventing the development of VTE is one of the important steps to increase the survival rate of cancer patients.*

*Key words: thromboembolism, oncologists, prevention, autopsies, hypocoagulation, standard prevention.*

**Актуальность проблемы.** Американским обществом Клинической Онкологии (American Society of Clinical Oncology, ASCO), Европейским обществом Медицинской Онкологии разработано руководство для предупреждения развития ВТЭ у пациентов с онкопатологией с использованием как фармакологических, так и механических средств [1,2].

К механическим средствам компрессии относятся компрессионные чулки, эластичное бинтование ног, которые работают по принципу предотвращения венозного застоя, продвигая венозный отток пассивно или активно. По данным современной литературы, использование механических средств у пациентов после хирургического лечения предупреждает развитие ГВТ в 61% случаев, но механические средства не эффективны для профилактики развития ТЭЛА [9-11]. Результаты клинического изучения Clagett G.P., Reisch J.S. доказали, что наиболее эффективным для профилактики развития ВТЭ, в том числе ТЭЛА, у пациентов с онкологической патологией является комбинированное использование как механических средств, так и антикоагулянтов (нефракционного гепарина) [12]. Использование же механических средств в монорежиме оправдано только тогда, когда есть противопоказания к использованию антикоагулянтов. Для профилактики и лечения ВТЭ используются и

низкомолекулярные гепарины (НМГ), такие как далтепарин (dalteparin), эноксапарин (enoxaparin), тинзапарин (tinzaparin). Однако только эноксапарин и далтепарин входят в рекомендации ASCO для профилактики ВТЭ [5, 6]. Согласно рекомендациям эноксапарин и далтепарин используют в дозе 40 мг и 5000 МЕ соответственно 1 раз в сутки подкожно. Однократное применение НМГ и более устойчивая гипокоагуляция является предпочтительнее как для пациента, так и медицинского персонала в сравнении с гепарином. Однако для пациентов с почечной недостаточностью (клиренс креатинина менее 30 мл/мин), страдающих ожирением, с массой тела <50 кг и пожилым пациентам (старше 70 лет) НМГ противопоказаны. Кроме того, несмотря на низкий риск развития индуцированной тромбоцитопении в отличие от гепарина, тромбоцитопения тоже является противопоказанием к использованию НМГ [6]. Следует отметить, что согласно рекомендации NCCN (National Comprehensive Cancer Network) эноксапарин можно применять у пациентов с почечной недостаточностью (клиренс креатинина менее 30 мл/мин) в дозе 20 мг, что в 2 раза ниже стандартной профилактической дозы [12].

**Цель исследования.** Улучшение ранней диагностики венозных тромбоэмболии у пациентов с онкопатологией путём разработки и внедрение в клиническую практику комплекса методов новейших инновационных исследований.

**Материалы и методы исследований.** Под нашим наблюдением находилось 120 умерших с осложнением тромбоэмболии легочной артерии, находившихся на стационарном лечении в период 2000-2017 гг. на базе Республиканском онкологическом и радиологическом специализированном научно-практическом медицинском центре. Давность заболевания составляла от 1 до 6 суток.

Исходя из задач исследования, клинический материал был разделён на две группы. I группа – основная (74 больных), которым проводили лечение с антикоагулянтов после операции и контрольная (46 больных), которым проводили традиционное лечение при тяжелых состояниях больных после операции. Группы были рандомизированы по полу, возрасту, давности заболевания, патоморфологическим изменениям в стенке артерии при ТЭЛА, данные методики иммуногистохимии и изучать активированное частичное тромбопластиновое время, которое получающие оздоровительные лечение и умерших во время лечения от тромбоэмболии легочной артерии в Республиканском онкологическом и радиологическом специализированном научно-практическом медицинском центре.

В I группе из 51 больных (68,9%) были лица мужского пола, женского – 23 (31,0%). Во II-й группе мужчин-27(58,6%), женщин – 19 (41,3%).

**Результаты и обсуждение.** На основании результатов проведенных нами исследований 120 аутопсийных материалов, из них 46 материалы было взято на контрольной группы у тяжелых больных с онкопатологией, научно

обоснованы и разработаны принципиально новые способы и усовершенствованы существующие методики диагностики и профилактики.

Все пациенты I подгруппы основной и контрольной групп с диагнозом злокачественный опухоль при поступлении в стационар имели субфебрильную температуру, умеренный лейкоцитоз и повышение СОЭ в клиническом анализе крови. У всех больных были жалобы на затруднение дыхания, одышка, охриплость. Большинство больных (28 человек) отмечали затруднение прохождения твердой и жидкой пищи, затруднение дыхания. У 6 человек был кашель с отхождением пенистой слизи. 3 человек жаловались на болезненность при пальпации регионарных лимфатических узлов.

По результатам проведенного нами исследования, установлено, что регресс клинических проявлений злокачественных опухолей у пациентов I основной группы в сравнении с контрольной группой на фоне проведения антикоагулянтных лечения наступал уже первого дня проведенного операции ( $2 \pm 0,25$  сутки наблюдения), в контрольной группе -  $3 \pm 0,4$  суток после операции. Одышка у пациентов основной группы полностью регрессировала к первым суткам проводимой операции, и к  $5 \pm 0,1$  суткам в контрольной группе. К  $3 \pm 0,1$  суткам лечения пациенты основной группы и к  $7 \pm 0,2$  суткам в контрольной группе отмечали уменьшение кашля и количества слизистой мокроты. Снижение и нормализация показателей СОЭ, количества лейкоцитов наступали к  $3 \pm 0,25$  суткам наблюдений у пациентов основной группы и к  $7 \pm 0,2$  суткам наблюдений - у пациентов контрольной группы.

Полученные данные могут быть использованы в учебном процессе при преподавании анатомии, гистологии, патологической анатомии, онкологии, хирургии, а также в научно-исследовательских работах, санитарно-гигиенических учреждениях.

**Заключение:** Таким образом, проведенный обзор литературы показал, что в отечественной литературе исследуемый вопрос изучен недостаточно. ВТЭ является одним из тяжелых осложнений у пациентов с онкопатологией и определяет течение заболевания, требует динамического наблюдения за показателями гемодинамики и своевременного назначения как фармакологических, так и механических средств профилактики тромбообразования. Предупреждение развития ВТЭ является одним из важных шагов для увеличения выживаемости пациентов с раком.

#### **Использованные источники:**

1. Agnelli G., Bolis G., Capussotti L. et al. (2006) A clinical outcome-based prospective study on venous thromboembolism after cancer surgery: The RISTOS project. *Ann. Surg.*, 243: 89–95.
2. Agnelli G., Bergqvist D., Cohen A.T. (2005) Randomized clinical trial of postoperative fondaparinux versus perioperative dalteparin for prevention of

- venous thromboembolism in high-risk abdominal surgery. *Br. J. Surg.*, 92: 1212–1220.
3. Agnelli G. (2008) A randomized double-blind placebo-controlled study on nadroparin for prophylaxis of thromboembolic events in cancer patients receiving chemotherapy: the PROTECHT study. Program and abstracts of the 50<sup>th</sup> Annual Meeting of the American Society of Hematology; December 5–9; San Francisco, California. Abstract 6.
  4. Alikhan R., Cohen A.T., Combe S. et al. (2003) Prevention of venous thromboembolism in medical patients with enoxaparin: a subgroup analysis of the MEDENOX study. *Blood Coagul. Fibrinolysis*, 14: 341–346.
  5. Alikhan R., Cohen A.T., Combe S. et al. (2004) Risk factors for venous thromboembolism in hospitalized patients with acute medical illness: analysis of the MEDENOX Study. *Arch Intern Med.*, 164: 963–968.
  6. American Society of Clinical Oncology Guideline: Recommendations for venous thromboembolism prophylaxis and treatment in patients with cancer. *J. Clin. Oncol.* 2007; 25: 5490–5505.
  7. Kakkar A.K., Levine M., Pinedo H.M. et al. (2003) Venous thrombosis in cancer patients: insights from the FRONTLINE survey. *Oncologist*, 8: 381–388.
  8. Bennett C.L., Angelotta C., Bergqvist D. et al. (2002) Duration of prophylaxis against venous thromboembolism with enoxaparin after surgery for cancer. *N. Engl. J. Med.*, 346: 975–980.
  9. Bern M.M., Lokich J.J., Wallach S.R. et al. (1990) Very low doses of warfarin can prevent thrombosis in central venous catheters: a randomized prospective trial. *Ann. Intern. Med.*, 112: 423–428.
  10. Blom J.W., Doggen C.J., Osanto S., Rosendaal F.R. (2005) Malignancies, prothrombotic mutations, and risk of venous thrombosis. *JAMA*, 293: 715–722.
  11. Chew H.K., Wun T., Harvey D.J. et al. (2007) Incidence of venous thromboembolism and impact on survival in breast cancer patients. *J Clin Oncol.*, 25: 70–76.
  12. Clagett G.P., Reisch J.S. (1988) Prevention of venous thromboembolism in general surgical patients: results of meta-analysis. *Ann. Surg.*, 208: 227–240.
  13. Efficacy and safety of enoxaparin versus unfractionated heparin for prevention of deep vein thrombosis in elective cancer surgery: a double-blind randomized multicentre trial with venographic assessment — ENOXACAN Study Group. *Br. J. Surg.* 1997; 84: 1099–1103.

## **МЕТОДИКА ПРЕПОДАВАНИЯ МЕДИЦИНСКОЙ ТЕРМИНОЛОГИИ НА ЗАНЯТИЯХ РУССКОГО ЯЗЫКА**

*Аннотация: Данной статье рассмотрены проблемы изучения медицинской терминологии на уроках русского языка*

*Ключевые слова: Терминология, медицина, язык, русский язык, омоним, суффикс, методика*

*Parpieva M.S.  
Russian language teacher  
TSDI*

## **METHODS OF TEACHING MEDICAL TERMINOLOGY IN THE CLASSES OF THE RUSSIAN LANGUAGE**

*Annotation: This article deals with the problems of studying medical terminology in the lessons of the Russian language*

*Key words: Terminology, medicine, language, Russian language, homonym, suffix, methodology*

Медицинская терминология русского языка — это макротерминосистема. Общее число медицинских и парамедицинских терминов составляет более двухсот тысяч.

В рамках этой системы в медицинской номенклатуре выделяют следующие подсистемы.

1. Анатомическая и гистологическая, куда входят названия различных областей и частей тела, органов, их частей и тканей.

2. Клиническая, куда относят морфологические образования и процессы, болезни и патологические состояния человека; течения и признаки заболеваний, симптомы, синдромы, методы диагностики, профилактики и терапевтического лечения; оперативные методы лечения, хирургические операции и другие термины.

3. Фармацевтическая терминология -названия лекарственных форм, средств растительного и химического происхождения, рецептурные формулировки.

С учетом языкового происхождения можно выделить следующие группы медицинских терминов:

- термины исконно русского образования;



- интернационализмы греко-латинского происхождения, такие как цирроз, фагоцит, аллергия, лейкемия и др.;

- исконные западноевропейизмы, то есть слова, возникшие на почве западноевропейских языков из их лексического и словообразовательного материала;

- латинские термины (так называемые *termini technici*) - специальные эталонные научные обозначения, оформленные графически и грамматически по правилам латинского языка.

В методике преподавания языка специальности на уроках русского важно знать и понимать все особенности медицинской терминологии.

Работа при обучении профессиональной лексике проходит по тем же этапам, что любая другая:

- 1) презентация новой лексики;
- 2) автоматизация лексических навыков;
- 3) организация повторения усвоенной учащимися лексики и контроль качества пройденного.

Обучение студентов-медиков языку специальности предполагает обогащение новой научной, терминологической лексикой, синтаксическими и грамматическими конструкциями, речевыми нормами, присущими научному стилю, применение полученных умений и навыков при выполнении разного рода заданий, умение извлекать и передавать информацию из учебных текстов в устной и письменной форме, а также развитие приобретенных знаний в различных видах речевой деятельности.

Изучение структуры мотивированных слов направлено на то, чтобы учащийся мог не только предсказать значение слова, но и правильно образовать необходимое мотивированное слово для выражения определенного понятия.

Трудности, возникающие в процессе изучения терминологии, имеют, как правило, семантический характер. В частности, это специальные эталонные научные обозначения, оформленные графически и грамматически по правилам латинского языка.

Особый интерес и вместе с тем сложность для студентов представляют термины, образованные на основе одинаковых ТЭ (термиэлементов). ТЭ — это неделимая часть слова греко-латинского происхождения, имеющая определенное значение. Выделяют аффиксальные и корневые ТЭ, которые в свою очередь делятся на начальные и конечные. Корневые ТЭ — это, как правило, части тела и ткани организма человека (гепат— печень, гист- - ткань, энтер- - кишечник, стом/стомато- - рот).

К примеру, термин тонзилэктомия состоит из двух ТЭ: корневого тонзило - небные миндалины и эктомия - удаление, иссечение. Таким образом, этот термин имеет значение - удаление небных миндалин, гастрэктомия - удаления части желудка.

Ома — это суффикс со значением опухоли. Так, к примеру, миома - опухоль мышцы, ангиома - опухоль сосуда, остеома - опухоль кости, гематома - опухоль, содержащая кровь.

Суффикс со значением воспаления -ит. Гингивит - воспаление десны, блефарит -воспаление века, отит - воспаление уха, остит - воспаление кости. Таким образом, понимая значение и правила употребления в слове ТЭ, мы можем объяснить значение другого термина и с этим ТЭ.

Важным фактором для изучения студентами клинической медицинской терминологии является и вопрос о наличии в ней омонимии. Говоря о терминах-омонимах, называющих заболевания человека, надо отметить омонимию эпонимических терминов, которые составляют достаточно обширный пласт медицинской лексики. Омонимия в этом случае проявляется в результате того, что ученые, врачи, от имени или фамилии которых образован термин (как правило, составной), являются однофамильцами. К примеру: Александера болезнь (В. Alexander, современный американский врач) - семейно-наследственный геморрагический диатез; Александера болезнь (W.S. Alexander, современный английский невропатолог) - наследственная болезнь ЦНС, клинически проявляющаяся судорогами, центральными параличами, гидроцефалией.

Знание антонимических связей в медицинской терминологии позволяет успешно производить семантизацию новых лексических единиц. К примеру, тахикардия - учащенное сердцебиение, брадикардия - замедленное сердцебиение, гипертония - гипотония - напряжение, тонус).

Антонимический способ семантизации новых терминов заключается в противопоставлении со знакомыми словами-антонимами, если таковые существуют.

Послетекстовая часть в работе с новым материалом должна не только обобщать все изученное на уроке, но и выходить за пределы лексико-семантической темы. Знание предложенных терминов в другом более широком контексте помогает выявлению свободных ассоциативных связей на семантическом и понятийном уровнях.

Обозначенные языковые особенности медицинской терминологии как части лексической системы необходимо учитывать при создании системы заданий и упражнений по обучению студентов медицинских специальностей на уроках русского как иностранного.

При работе с языком специальности кроме всего вышесказанного нужно учитывать учебный план медицинских дисциплин, идущих параллельно с русским языком и теми предметами, которые только предстоит изучить студентам. Работа должна немного опережать изучение материала по той или иной профессионально направленной дисциплине. Основная задача такого обучения заключается в снятии языковых трудностей по предметам и понимании основного материала.

### **Использованные источники:**

1. Чернявский М.Н. Латинский язык и основы медицинской терминологии М.: ЗАО «ШИКО», 2007.
2. Петровский Б.В. Большая медицинская энциклопедия. М., 1985.
3. Прохорова В.Н. Русская терминология (лексико-семантическое образование). М., 1996.
4. Шарапа А.А., Кожухова Н.Е. Особенности изучения медицинской терминологии на уроках русского языка как иностранного // Технологии обучения русскому языку как иностранному и диагностика речевого развития: материалы 19 Междунар. науч.-практ. конф. Минск: БГМУ, 2017

*Писарева А.В.*

*студент*

*научный руководитель: Коловангин П.М., д., к. э. н.  
Северо-Западный Институт Управления РАНХиГС  
РФ, Санкт-Петербург*

## **АНАЛИЗ СОЦИАЛЬНО-ЭКОНОМИЧЕСКИХ ПОСЛЕДСТВИЙ ТЕНЕВОЙ ЭКОНОМИКИ**

*Аннотация: В статье приведены основные причины теневой экономики стран ЕС, а также приведены основные показатели развития теневой экономики. Также в статье приведены основные факторы, которые способствуют росту теневой экономики и степень их влияния. Также определены меры борьбы с расширением теневой экономики в Европейском Союзе.*

*Ключевые слова: теневая экономика, тенизация, структура теневой экономики, НДСЛ*

*Pisareva A.V.*

*student*

*Scientific adviser: Kolovangin P.M.  
SZIU RANEPА  
Russia, Saint-Petersburg*

## **ANALYSIS OF SOCIO-ECONOMIC CONSEQUENCES OF THE SHADOW ECONOMY**

*Resume: The article presents the main reasons for the shadow economy of the EU countries, as well as the main indicators of the development of the shadow economy. The article also lists the main factors that contribute to the growth of the shadow economy and the degree of their influence. Measures to combat the expansion of the shadow economy in the European Union have also been identified.*

*Key words: shadow economy, shadow economy, structure of the shadow economy, personal income tax*

Перед каждым государством стоят четкие задачи, требующие немедленного решения. Одной из этих проблем является детенизация экономики, поскольку одним из последствий рыночной трансформации государственной экономики являются значительные масштабы и разнообразные формы проявления теневой экономики, что существенно влияет на экономическую динамику.

Основными проблемами тенизации экономических отношений определено теневую занятость и тенизацию финансовых потоков [1]. Поэтому важное значение приобретает исследование теневой экономики в общемировых масштабах, определение особенностей ее проявления в различных странах и разработки эффективных механизмов защиты национальных экономик и глобальной экономической системы от негативного влияния тенизационных процессов. Учитывая изложенное, в данной статье проведем исследование масштабов теневой экономики в зарубежных странах, а также причин ее возникновения.

В контексте глобализации сущность теневой экономики Э. Вейнер рассматривает как глобальное явление, выходящее за пределы одной страны [2]. Опираясь на исследование компании McKinsey Global Institute, Э. Вейнер делает вывод, что под контролем таких стран, как Саудовская Аравия, Кувейт, Абу Даби, Китай, Япония, Южная Корея, некоторых хедж-фондов и фондов прямых инвестиций находится более 12 трлн. долл. США, которые составляют основу влиятельного теневого рынка путем обеспечения потребностей в реальных деньгах [2, с. 10-11].

Результаты исследований теневой экономики, которые проводились в Национальном институте стратегических исследований (НИСИ), утверждают, что одной из составляющих теневой экономической деятельности является противозаконная деятельность, в том числе экономическая преступность, характер которой качественно изменился благодаря процессам глобализации. Емкость рынков отдельных нелегальных товаров и услуг приведена на рис. 1.

К сожалению, теневая экономика существует во всех странах мира, хотя отличается только размерами, структурой и механизмами развития. Масштабы и особенности теневой экономики в различных странах и регионах мира тесно связаны с национальными хозяйственными моделями и степенью зрелости рыночных отношений [3]. Так теневая экономика развитых стран составляет от 12 до 16% ВВП, в развивающихся странах – от 23 до 25% ВВП, в странах с переходной экономикой – 30-50% ВВП. Таким образом, в более развитых странах доля теневого сектора в экономике значительно меньше, чем в других группах стран.

Мотивация теневой активности в развитых странах объясняется в основном чрезмерной налоговой нагрузкой на предприятия и зарегулированностью хозяйственных отношений [5].



Рисунок 1 – Емкость рынков отдельных нелегальных товаров и услуг за 2019 год (составлено по данным [4])

Последний экономический кризис стал одной из причин развертывания теневых процессов в мире, в частности в странах ЕС. С точки зрения размеров теневого сектора страны ЕС можно разбить на 3 группы:

I группа состоит из 14 государств, в которых маленькие размеры теневой экономики. К этой группе относятся: Австрия и Люксембург – 8,2-8,3%, Нидерланды – 9,0%, Великобритания – 9,4%, Ирландия – 11,3%. Худшие показатели для этой группы присущи Бельгии – 16,2% и Португалии – 17,6%.

II группа охватывает страны, в которых показатели теневой экономики средние по всем странам ЕС и составляют 20-25% ВВП. К этой группе относятся: Испания – 18,2%, Италия – 20,6%, Венгрия – 21,9%, Греция, Польша, Мальта и Кипр – 22,4-24,8%. Наихудшие показатели у этой группы у Литвы – 25,6%.

III группа охватывает страны, в которых показатели теневой экономики крупнейшие среди всех стран ЕС и составляют треть ВВП. К этой группе отнесены: Эстония, Хорватия, Румыния – с уровнем тенизации 26,2-28,0%. Наихудшие показатели среди этой группы в Болгарии – 30,6% ВВП, страны, где более 60% теневой экономики приходится на сферу туризма.

Исследуя факторы, которые способствуют росту теневой экономики в развитых странах, в частности в странах ЕС, проф. Ф. Шнайдер выделил факторы, представленные на рис. 2, и определил степень их влияния.

Так, по результатам исследований Ф. Шнайдера, рост налогового бремени и размера взноса на социальное обеспечение осуществляет



максимальное влияние на теннизацию экономических отношений стран ЕС с долей в 35-52%.

Факторы, способствующие росту теневой экономики	Степень влияния, %	
	(а)	(в)
Рост налогового бремени и размера взноса на социальное обеспечение	35-38	45-52
Качество государственных институтов	10-12	12-17
трансферты	5-7	7-9
Регулирование рынка труда	7-9	7-9
государственные услуги	5-7	7-9
Мораль налогоплательщика	22-25	-
Влияние всех факторов	84-98	78-96
(а) средние величины, полученные в 12-и исследованиях		
(в) средние величины, полученные в 22-х исследованиях		

Рисунок 2 – Причины роста теневой экономики в развитых странах в 2019 году [6]

Существует мнение, что государство может собрать больше налогов с богатых людей, благодаря чему решит насущные задачи. В долгосрочной перспективе это проигрывает, поскольку бизнесмены и богатые люди не будут иметь стимулов для движения вперед. С другой стороны, существует огромная дифференциация доходов населения. Соотношение между денежными доходами 10% наиболее обеспеченных и 10% наименее обеспеченных групп населения превышает 12 раз, тогда как в большинстве развитых странах мира этот коэффициент значительно меньше. Например, в Германии доходы 10% самых богатых (верхний дециль) превышают доходы 10% самых бедных (нижний дециль) в 6,9 раза, Белоруссии – в 6,9, Канаде и Японии – в 3,7 раза, а в Швеции он является самым низким и составляет 2,7 раза.

При сохранении существующего положения чрезмерной дифференциации доходов населения усиливается социальная и политическая нестабильность общества в ближайшей перспективе. Просмотр распределения доходов должен быть осуществлен исключительно изменением существующего налогового законодательства и законодательства в сфере оплаты труда.

Самый успешный пример прогрессивного налога – это шведская модель, которая обеспечивает право всех граждан на социальное обеспечение и получения широкого спектра социальных услуг, успехи которой ставят под сомнение все доказательства либеральных теоретиков.

Повышение минимальных государственных гарантий в оплате труда является одной из мер, которые осуществляются во многих европейских странах с целью легализации заработной платы введением обязательного

оформления трудовых отношений. Введение этих мер свидетельствует об усилении роли государства для выполнения заработной платой воспроизводственных, стимулирующих, регулирующих и социальных функций и тому подобное.

В зарубежных странах большое внимание уделяется снижению уровня тенизации финансовых потоков и коррумпированности. Одной из главных причин наличия теневой экономики любого государства является коррумпированность ее секторов.

Основное оружие в арсенале правительств стран ЕС в борьбе с теневой экономикой приведено на рис. 3. Именно эти условия, а не жесткие санкции, является фундаментом для борьбы с теневой экономикой в любой стране.

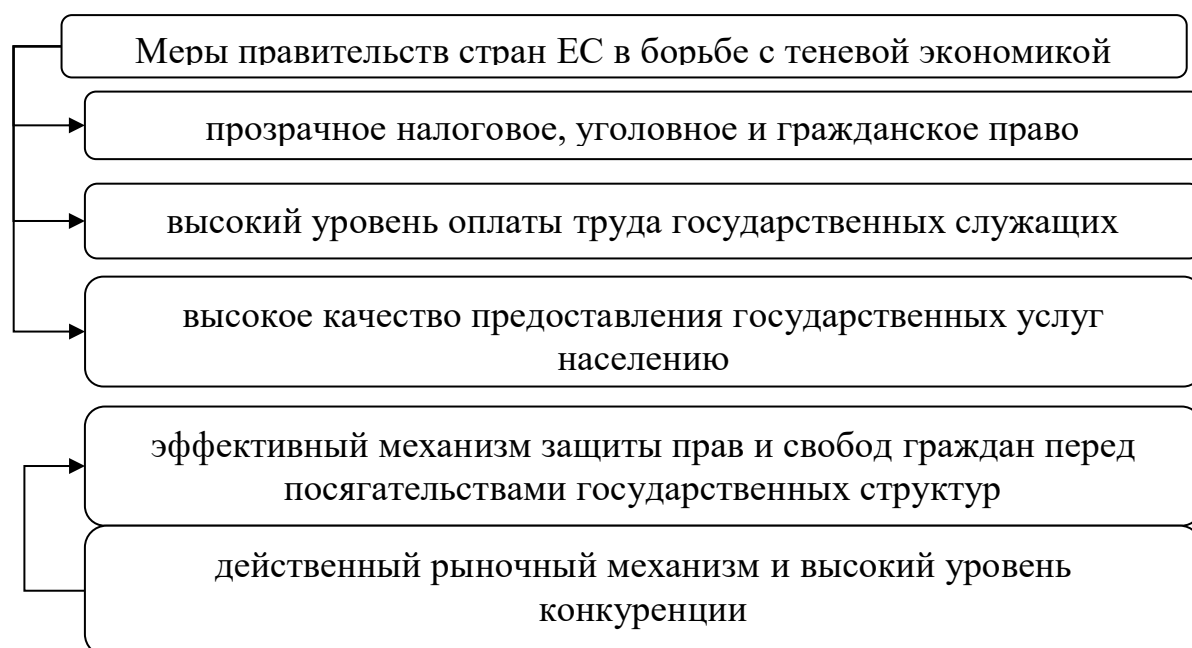


Рисунок 3 – Основное оружие в арсенале правительств стран ЕС в борьбе с теневой экономикой

О действенности проводимых мероприятий в борьбе с теневой экономикой и коррупцией и негативное влияние некоторых мер государства в социальной политике на уровень тенизации свидетельствуют данные, опубликованные Ф. Шнайдером и приведенные на рис. 4.

Исследования Ф. Шнайдера проиллюстрировало снижение уровня теневой экономики в отдельных странах ЕС по результатам реализации таких методов борьбы с теневой экономикой и коррупцией, что подтверждает их эффективность и рациональность применения на практике. Опыт исследуемых стран является положительным и может быть применен другими странами.

Мировое сообщество всегда проводило широкомасштабные мероприятия, направленные на противодействие развитию теневой

экономики, поскольку международная теневая экономическая деятельность – общемировая проблема в условиях глобализации, которая негативно влияет не только на мировую экономику, но и на неэкономические сферы общества (политику, мораль, общественное сознание и т.д.).

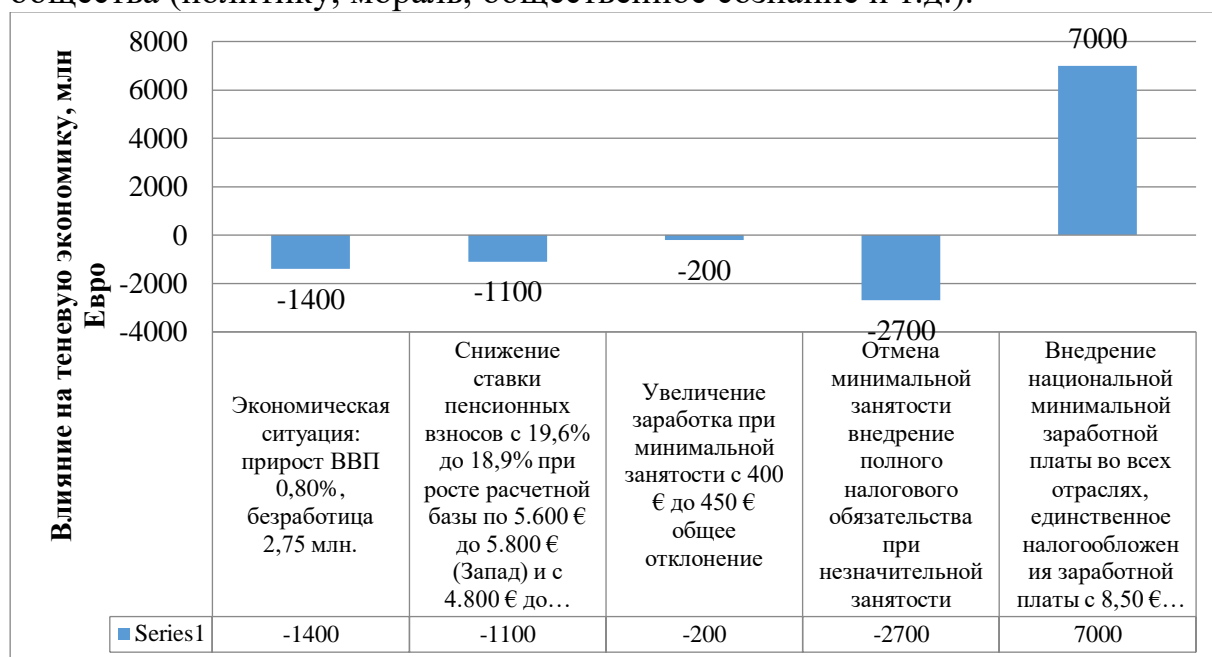


Рисунок 3 – Влияние экономико-политических мероприятий на теневую экономику в 2019 году (составлено по данным [6])

Трансформация теневой экономики и преодоление коррупции является значимым фактором экономического роста, а также решения ряда социальных вопросов.

#### Использованные источники:

1. Ured Directia Nationala Anticoruptie // [Официальный сайт]. URL: <http://www.pna.ro> (дата обращения: 26.10.2020)
2. Вейнер Э. Скрытая власть. Как разбогатевшие государства и влиятельные инвесторы контролируют весь мир. [пер. с англ. В.В. Ильина]. М.: Альпина Бизнес Бук, 2012. 336 с.
3. Гришова И.Ю., Наумов А.Б., Давидюк А.А. Экономико-политические конфликты на современном этапе. Украинский журнал прикладной экономики. 2016. Том 1. № 2. С. 36-49.
4. World Economic Forum // [Официальный сайт]. URL: <https://www.weforum.org/> (дата обращения: 26.10.2020)
5. Кндовицкий ДА, Ломсадзе Д.Г. Теневая экономика Европы и России: проблемы и пути решения: Монография / ДА. Ендовицкий, Д.Г. Ломсадзе. - Воронеж: Издательство ООО «РИТМ», 2019. 178 с
6. Schneider F. The Shadow Economy in Europe, 2020 // [Prognose zur Entwicklung der Schattenwirtschaft in Deutschland]. URL: <http://www.iaw.edu/index.php/aktuelles-detail/902> (дата обращения: 26.10.2020)

*Подскребайлина Е.А*  
*студент магистратуры*  
*Ростовский государственный университет (РИНХ)*  
*Россия, г. Ростов-на-Дону*

## **АКТУАЛЬНЫЕ ПРОБЛЕМЫ УЧЁТА ТОВАРНО-МАТЕРИАЛЬНЫХ ЦЕННОСТЕЙ**

*Аннотация: Статья рассматривает проблемы учёта товарно-материальных ценностей. Определяет сложности учёта, связанные с обилием поставщиков, наименований товаров, материальных ценностей. Проведён анализ существующих систем учёта товарно-материальных ценностей. Статья исследует возможные решения вышеперечисленных проблем путём внедрения компьютерной программы.*

*Ключевые слова: товарно-материальные ценности, бухгалтерская программа, коллективная ответственность, система учёта, документооборот*

*Podskrebaylina E.A*  
*undergraduate*  
*Of Rostov State University Of Economics (Rinh)*  
*Russia, Rostov-on-don*

## **ACTUAL PROBLEMS OF INVENTORY ACCOUNTING**

*Abstract: the article considers the problems of inventory accounting. Defines the complexity of accounting related to the abundance of suppliers, product names, and material values. The analysis of existing systems of inventory accounting is carried out. The article explores possible solutions to the above problems by implementing a computer program.*

*Keywords: inventory, accounting program, collective responsibility, accounting system, document management*

Современный мир всё чаще сталкивается с проблемой учета материальных ресурсов в контексте использования материальных ресурсов в производстве, анализа и контроля затрат сырья, материалов, топлива, энергии. Сложности возникающие при ведении действующей практики учёта материальных ресурсов анализировались и исследовались на предмет учёта издержек предметов труда. Новшества в системе учёта объясняются несовершенством в классификации не имеющей единой информации об остатках и расходах, что не позволяет проводить анализ, контроль производства [1].

В учёте ресурсов действует классификация по счетам и субсчетам отлична от классификации их в балансе, а классификация затрат материальных ресурсов в составе себестоимости отличается от классификации остатков материальных ресурсов в учёте и балансе.

Применение усовершенствованных систем учёта необходимо в связи с большим разнообразием наименований ресурсов, многостадийностью технологических процессов, наличием зарубежных и локальных поставщиков.

Предприятия машиностроения зачастую для локализации данных применяют бухгалтерские компьютерные программы. Преимуществом использования бухгалтерских программ является контроль учёта движения материалов, который возможен в процессе получения и обработки накладных, приёмных актов и т.д.

Программа автоматически формирует ведомости, где отражает обороты и остатки по каждому номенклатурному номеру материалов по количеству и сумме, что избавляет от необходимости

вести накопительные ведомости прихода и расхода. Составление ведомости проходит для бухгалтерии и для склада отдельно. Использование бухгалтерской программы позволяет формировать следующие регистры учёта материалов [2,3]:

- оборотная ведомость, показывающая перемещение материалов как по номенклатурным номерам, так в разрезе складов;

- расходная ведомость, показывающая расход материала по заказам, сериям;

- оборотная ведомость по материалам, которые должны поступить.

Рассмотрим так же и недостатки компьютерных программ, к которым относят:

- неполный контроль соблюдения норм и нормативов расходования материалов в технологическом процессе;

- рост фонда оплаты труда за счёт оплаты работы операторов и учётчиков одновременно;

- коллективная материальная ответственность за хранение и движение товарно-материальных ценностей.

Стоит отметить психологическую составляющую учёта. Контрольная функция снижается вследствие таких факторов как коллективная материальная ответственность работников складского

хозяйства и осуществление соответствующих записей по движению материалов нематериально-ответственными лицами (операторами и учётчиками).

Вышеперечисленные аспекты ставят перед бухгалтером проблему совершенствования автоматизированных систем или программ учёта, а не методик учёта.

Усовершенствованная программа должна учитывать недостатки определения реальной себестоимости товарно-материальных затрат при логистике, считывать разницу при приёмке товара ответственными лицами. Программа должна быть многоуровневой и иметь возможность подвергаться изменениям:

-при обнаружении недостачи в комплектующих изделиях деталей с указанием названия детали, партии груза, номера и даты документа и других реквизитов;

-при доставке недостающей части деталей с нулевой стоимостью, не соответствующей таможенной декларации.

Бухгалтерская программа должна вести учёт всех данных о рекламациях, иметь графы «недодача» с описанием приходного документа.

Материальные отчёты позволят улучшить контроль же за деятельностью материально-ответственных лиц по складам товарно-материальных ценностей. Однако форма коллективной ответственности не позволяет достоверно выявить виновного, и сумма ущерба распределяется на весь коллектив.

Разработка и установление цели, задачи функций учёта, распределение обязанностей и схема документооборота является основой организации управленческого учёта. Пересмотр классификации затрат на производство с тем, чтобы получить ответ на вопрос что, сколько и на какие цели было израсходовано обеспечит эффективность системы управленческого учёта необходимо [4,5].

#### **Использованные источники:**

1. Астахов. В. П. Теория бухгалтерского учета: учеб. пособие. – 8-е изд., перераб. и доп. – Москва. : ИКЦ «МарТ», 2004. – 608 с.
2. Бреславцева, Н. А., Медведева О. В., Нораревян Г. Г. Бухгалтерское дело: учеб. пособие. – М.: Приор-издат, 2004. – 160 с.
3. Захарьин, В. Р. Теория бухгалтерского учета: Учебник. – Москва. :ИНФРА-М, 2003. – 304 с.
4. Кузнецова , Т. В. Бухгалтерское делопроизводство: практич. пособие. – Москва. : ООО «Горячая линия бухгалтера», 2004. – 288 с.
5. Национальный стандарт бухгалтерского учета «Учет государственный субсидий и раскрытие государственной помощи» (зарегистрирован Министерством юстиции 3.12.1998 г. Н 562)



*Полатов М.  
преподаватель  
Термезский государственный университет*

## **ПОВЫШЕНИЕ ЭФФЕКТИВНОСТИ СТРОИТЕЛЬСТВА ЗДАНИЙ И СООРУЖЕНИЙ ЗА СЧЕТ ИЗУЧЕНИЯ ОПТИМАЛЬНОГО РЕШЕНИЯ БЕЗПЕСОЧНОГО СОСТАВА БЕТОНА**

*Аннотация: По инициативе Президента Ш.М.Мирзиёева в регионах нашей страны, имеющих развитие и будущее нашего государства, ведется много масштабных строительных и строительных работ с привлечением крупных строительных компаний республики.*

*Ключевые слова: компании, строительный материал, также высоту*

*Polatov M.  
lecturer  
Termez State University*

## **INCREASING THE EFFICIENCY OF CONSTRUCTION OF BUILDINGS AND STRUCTURES BY STUDYING THE OPTIMAL SOLUTION OF SANDLESS CONCRETE COMPOSITION**

*Annotation: At the initiative of President Sh.M.Mirziyoyev, in the regions of our country that have the development and future of our state, many large-scale construction and construction works are being carried out with the involvement of large construction companies of the republic.*

*Keywords: companies, construction material, the height*

К ним относятся строительство железнодорожного туннеля по маршруту Ангрэн-Поп, строительство Ташкентского надземного метро, продолжающееся строительство Ташкент-Сити, включая Nest One, 7- и 20-этажные блоки D и E на участке 4 ХИМ Ташкент-Сити, а также высоту 51-этажного центрального здания. 266,5 метра, ввод которых намечен на 2021 год, кроме того, практически во всех городах, районах и селах страны строятся спортивные комплексы, дворцы, музыкальные школы и бассейны.

Строительные компании нашей страны не только активно участвуют в вышеуказанных строительных работах, но и строят города в центрах наших регионов, строят и вводят в эксплуатацию жилые дома для населения. При строительстве этих зданий и сооружений используются современные строительные материалы. Каждый строительный материал имеет свои физические, механические и химические свойства. По мере изменения состава, структуры и состояния материала меняются его

структурные и технологические свойства. Свойства строительных материалов нестабильны, они изменяются под воздействием физических, механических и химических процессов.

В современной строительной индустрии бетон считается основным строительным материалом. Поскольку бетон является экономически дешевым, ему можно придать любую форму, бетон хорошо брикетуется с другими строительными материалами, и, что наиболее важно, сырьевая база обширна. Эти аспекты делают бетон одним из самых современных строительных материалов. Однако обычный бетон плохо защищает от тепла, имеет низкую вибрацию из-за своего веса, а в больших конструкциях на долгое время продлевает период строительства, пока бетон не затвердеет и не наберет прочность. Чтобы улучшить эти свойства бетона, ученым удалось создать различные типы бетона. Один из таких видов бетона - бетон без песка. Беспесочный бетон значительно улучшает недостатки вышеупомянутого обычного бетона, то есть он хорошо защищает от тепла, твердеет быстрее обычного бетона, но также имеет следующие преимущества: низкий ресурс и энергозатратность вяжущего и его продуктов, твердение, высокая горючесть, гигиеничность и другие. Беспесочный бетон более широко используется в строительстве благодаря своим перечисленным выше свойствам, что, в свою очередь, позволяет включать его в ряд эффективных строительных материалов.

Однако тот факт, что изделия из пористого беспесочного бетона не обладают достаточной прочностью или не повышают прочность, требует большого расхода цемента, что снижает эффективность повсеместного использования беспесочного бетона в строительной практике.

Целью моих исследований также является улучшение свойств беспесочного бетона и достижение необходимой прочности при наименьшем расходе цемента, тем самым создавая высококачественный структурный состав беспесочного бетона. Из опыта моих исследований: разделение крупных агрегатов беспесочного бетона на фракции и добавление определенного процента фракций на основе расчета может значительно повысить прочность беспесочного бетона и снизить расход цемента. Ниже представлена диаграмма изменения прочности на сжатие беспесочного бетона в результате процентного сочетания фракций заполнителя беспесочного бетона (рис.1).

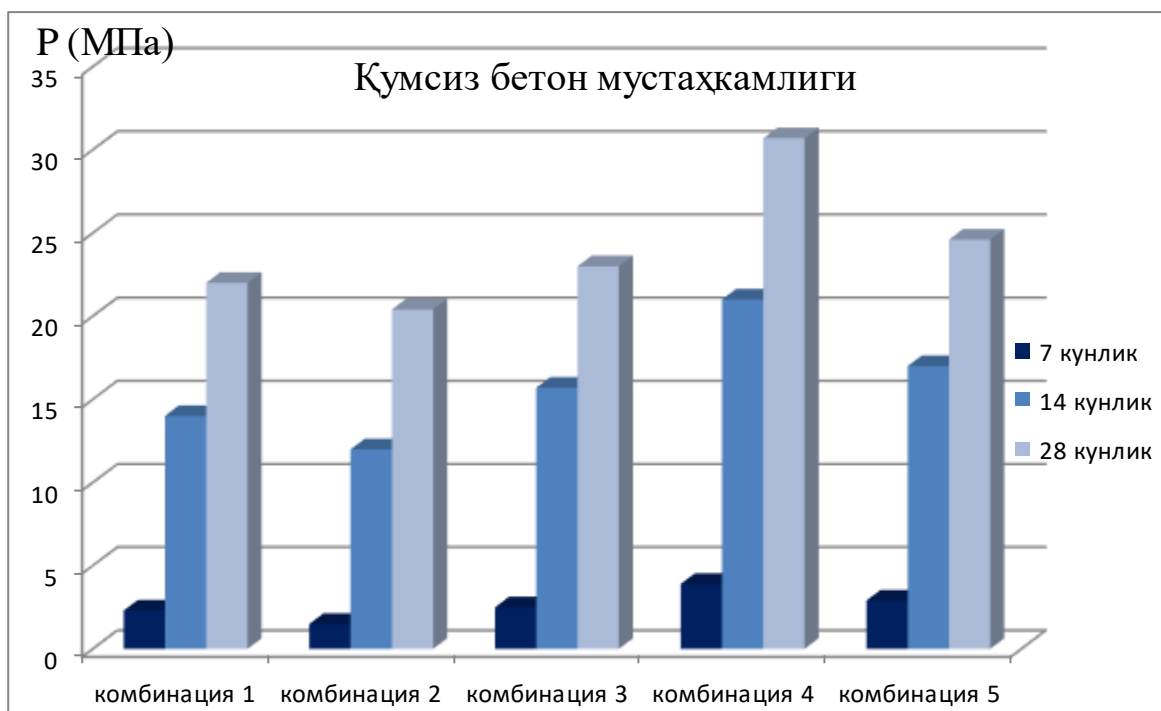


Рисунок 1. Прочность беспесочного бетона.

Диаграмма показывает, что прочность на сжатие комбинации 4 хорошая. Результат в комбинации 1 является результатом эксперимента, проведенного в случае выхода крупного гравия-заполнителя с завода. Эксперименты проводились следующим образом: было приготовлено 11 литров бетонной смеси для получения образцов размером 3та15х15х15. Для каждой комбинации были подготовлены 9 образцов 15х15х15, затем помещены в формы, извлечены через 1 день и обработаны при 100% влажности, через 3 дня после определения веса и размера, испытана прочность на сжатие с использованием гидравлического пресса, а остальные шесть испытаны в течение 14 дней в том же порядке. и протестирован через 28 дней.

Ниже мы приводим процентное соотношение добавления крупнозернистых фракций заполнителя бетона.

Комбинация 1: 2,25% пыли, песок <5 мм;

фракция 5-10мм и 32,25%;

фракция 10-20мм и 65,5%;

Комбинация 2:

фракция 5-10мм и 30%;

фракция 10-20мм и 70%;

Комбинация 3:

фракция 5-10мм и 50%;

фракция 10-20мм и 50%;

Комбинация 4:

фракция 5-10мм и 61,8%;

фракция 10-20мм и 38,2%;

Комбинация 5:

фракция 5-10мм и 70%;

фракция 10-20мм и 30%;

Таким образом, прочность бетона без песка сравнивалась и выбиралась путем добавления определенного количества заполнителя к каждой фракции, то есть прочность нашей 4-й комбинации высока, поэтому мы можем снизить расход цемента, чтобы вернуться к нормальной прочности, что дает нам экономические затраты. эффективен.

**Использованные источники:**

1. Рахимов Ш. Технология бетонных заполнителей -Ташкент: Тафаккур, 2011 С. 107.
2. Бетоны. Правила подбора состава -МГОСТ 27006-86.
3. Самигов Н.А., Косимов Э.У. Экспериментальные работы по строительным материалам-Ташкент: НМИУ им. Чолпона, 2013 С 147- 207.
- 4.Бетонные смеси -Ташкент: Уз РСТ 7473-94.
5. Одилхуджаев А.Е. Строительные материалы. Методическое пособие. ТошТҶИМИ, 2006. 233 с.

*Прилуков С.А.  
студент магистратуры 2 курса  
Вятский государственный университет  
Россия, Киров  
Гришина Е.Н.  
кафедра экономических наук  
доцент Вятской ГСХА  
Россия, Киров*

## **ЭКОНОМИЧЕСКОЕ СОСТОЯНИЕ И ПРОБЛЕМЫ РАЗВИТИЯ ПРОМЫШЛЕННЫХ ПРЕДПРИЯТИЙ КИРОВСКОЙ ОБЛАСТИ**

*Аннотация: в статье исследовано современное состояние промышленных предприятий Кировской области в современных экономических условиях. Рассмотрена деятельность отдельных промышленных компаний и перспективы их развития.*

*Ключевые слова: ВВП, промышленное производство, промышленность.*

*Prilukov S.A.  
2nd year master's Student  
Vyatka state University  
Russia, Kirov  
Grishina E. N.  
Department of economic Sciences  
associate Professor of Vyatka state agricultural Academy  
Russia, Kirov*

## **ECONOMIC STATUS AND DEVELOPMENT PROBLEMS OF INDUSTRIAL ENTERPRISES IN THE KIROV REGION**

*Abstract: the article examines the current state of industrial enterprises in the Kirov region in modern economic conditions. The activity of individual industrial companies and their development prospects are considered.*

*Keywords: GDP, industrial production, industry.*

Промышленный сектор является основой устойчивости и конкурентоспособности любой современной экономики. В частности, продукция обрабатывающих производств создает условия для повышения производительности труда, способствует техническому перевооружению предприятий и более эффективному использованию сырья, материалов,

энергии. Однако в настоящее время в развитии данного сектора экономики преимущественно преобладают негативные тенденции [2].

Темп прироста ВВП РФ за первый квартал 2020 года по отношению к аналогичному периоду 2019 года составил 1.6%, в денежном выражении он равняется 25,3177 трлн рублей. Факторами, способствующими данному росту, являлись финансовая и страховая деятельность (+9,8%), продажи автотранспорта (+4,9%), обрабатывающие производства (+3,6%). Отрицательную динамику демонстрировали: сфера транспортировки, авиаперевозок, складское хозяйство.

Большая часть введенных в стране карантинных ограничений пришлось на вторую половину марта, поэтому первыми действительно показательными месяцами в части их последующего влияния на динамику промышленного производства стали апрель и май.

Промышленное производство в России в марте 2020 года сократилось на 1,2%. Индекс «ИПЕМ-производство», характеризующий состояние промышленности России, сократился, по данным института, на 1,2% к марту 2019 года.

В текущих условиях снижение объемов производства происходило инерционно, а не одномоментно, поскольку промышленность может какое-то время работать «на склад». Кроме того, принимаемые карантинные меры затрагивали ее в значительно меньшей степени по сравнению с торговлей и сферой услуг.

Объем ВВП с апреля по июнь 2020 снижался и составил 92% по отношению ко второму кварталу 2019. Основным фактором, отрицательно повлиявшим на выпуск продукции промышленностью, стали карантинные меры. Дополнил картину уровень спроса на товары Российского экспорта, который так же снижался в связи с карантинными мерами в странах партнерах.

Не все отрасли пострадали от ограничений, высокие показатели наблюдались в производстве товаров медицинского назначения. В апреле объем выпуска лекарственных средств возрос на 13,5%, прирост объема производства медицинского оборудования составил 2.7%.

Каждый регион РФ переживает этот период по-своему. Промышленность в Кировской области является важнейшей частью экономики региона, которая создает основу экономической мощи и обороноспособности страны, а также обеспечивает благосостояние жителей региона.

Министерство промышленности и торговли РФ составило список всех системообразующих предприятий России. Среди них две организации, которые находятся в Кировской области.

В частности, ОАО «Весна» вошло в группу «Промышленность социально значимых товаров». Как отмечается в документе, основные



критерии для этой группы - выручка более 500 млн рублей и численность сотрудников более 50 человек.

Второе предприятие - ООО «Молот-Оружие» - вошло в перечень «Промышленность обычных вооружений». Для этой группы выручка должна превышать 1 млрд рублей, а численность сотрудников – 250 человек.

Ведущими отраслями промышленности Кировской области являются: химическая и нефтехимическая промышленность, машиностроение и металлообработка, пищевая промышленность, металлургическое производство, лесоперерабатывающий комплекс, электроэнергетика. Их удельный вес в объеме промышленного производства составляет более 85% [4].

В прошлом году запустили новые производственные линии сразу три предприятия:

- ООО «Восток» начало выпускать фармацевтическую субстанцию «Полифепан» и одноимённые лекарственные средства,
- «Молот-Оружие» начал серийное производство карабинов «Егерь»,
- ООО «Молот Армз» запустило новый цех по производству заготовок стволов к огнестрельному оружию.
- ООО «Нанолек» запустил две дополнительные линии по производству твёрдых лекарственных форм, тем самым увеличив производственные мощности более, чем в два раза.

Предприятия промышленного блока приносят более 40% дохода в бюджет области, то есть практически каждый второй рубль. Поэтому дальнейшее развитие промышленности является одним из приоритетов для региона [1].

Важнейшее направление работы региональной власти – поддержка предприятий, попавших в сложную экономическую ситуацию.

Удалось сохранить и возобновить легендарное производство железнодорожных кранов и спецтехники на ОАО «Кировский машзавод 1 Мая» при поддержке стратегического партнёра - АО «Завод «Сельмаш». Сейчас предприятие работает по пятидневной рабочей неделе, перед всеми работниками, а это более 700 человек, погашена задолженность по заработной плате, у предприятия больше нет долгов по налогам и сборам в бюджеты всех уровней. Сейчас есть среднесрочная договорённость с «РЖД» о том, что машзавод будет поставлять большие и малые краны, а также ремонтировать и обслуживать железнодорожную технику [3].

Из тяжелейшей ситуации выведен Сосновский судостроительный завод. Ростех предоставил верфи 20 млн. рублей займа на льготных условиях и готов предоставить ещё 85 миллионов, чтобы завод мог расплатиться с рабочими и закрыть долги перед основными кредиторами. Предприятию выдан не просто денежный кредит, а кредит доверия, которое

оно должно оправдать. И не может не радовать, что количество заказов судостроителей растёт. Сейчас завод ведёт строительство двух лоцмейстерских судов для ФГУП «Росморпорт», а недавно предприятие впервые за три года выиграло конкурс ФКУ «Речводпуть» на строительство ещё двух промерных судов.

Удалось спасти от банкротства Мурыгинскую бумажную фабрику. У предприятия были долги по налогам, а также за электроэнергию и аренду земли, но новые собственники поверили в потенциал завода. Результат – все рабочие места восстановлены, бумагоделательные машины снова работают и выпускают продукцию, впервые за долгое время сотрудники получают «белую» зарплату.

На территории региона зарегистрировано 12 предприятий ОПК. По поручению Президента РФ к 2030 году они должны увеличить до 50% долю производства продукции гражданского и двойного назначения. В регионе уже занимаются решением этой задачи. Был сформирован Совет главных конструкторов Кировской области, сейчас создан инжиниринговый центр при ВятГУ. Эти структуры анализируют рынок и прорабатывают новые виды продукции, которые могут выпускать предприятия ОПК.

Кировские предприятия должны работать на опережение и подстраиваться под изменяющийся спрос, ведь расширение линии производства может стать бескровной альтернативой сокращению производства и кадров. Большинство уже выпускают продукцию гражданского назначения.

Так, завод «Лепсе», являющийся лидером по диверсификации производства в области, изготавливает продукцию от электроинструмента до высокотехнологичных нефтяных насосов. АО «ВМП «Авитек» производит кресла машиниста, поилки для скота и различное высокопроизводительные станки и оборудование. Завод «Сельмаш» выпускает продукцию для пищевой промышленности и замочно-скобяные изделия. ОАО «Искож» производит прокладки-амортизаторы для железнодорожных путей и подушки-настилы для железнодорожных поездов, РТИ для бытовой техники, все виды деталей низа обуви, напольные покрытия для спортивных и детских площадок, полимерные покрытия сельскохозяйственного назначения.

Динамика развития химической промышленности сильно зависит от динамики развития мирового рынка. Учитывая, что последняя замедлилась, ухудшается обстановка и в химпроме. Это ухудшение выражается в первую очередь в том, что снижается спрос на продукцию отрасли со стороны основных секторов-потребителей химикатов и пластиков: автопрома и строительной промышленности. Во втором квартале 2020-го объем чистой прибыли в секторе упал на 29 процентных пунктов по сравнению с аналогичным периодом 2019 года. Такое резкое падение прибыли можно считать следствием не только отмеченного выше снижения спроса, но и

одновременного усиления протекционизма и ужесточения природоохранных норм.

За последние несколько лет химические концерны построили и запустили целый ряд крупных нефтехимических заводов в США, Китае, Индии и на Аравийском полуострове, что существенно увеличило объем предложения на рынке и заставило производителей резко снизить цены на некоторые продукты – в частности, на этилен и его производные. Кроме того, ужесточение природоохранных норм заставит игроков рынка за следующие несколько лет существенно модифицировать давно отработанные производственные процессы.

Тем не менее, правительство области заинтересовано в развитии промышленного производства, увеличения наукоемких отраслей промышленности, роста заработной платы работников промышленности и благосостояния жителей региона. С этой целью в 2017 году был создан профильный орган исполнительной власти – министерство промышленной политики Кировской области.

Инвестиционные планы промышленников в марте оставались в пределах около нулевого коридора, который сформировался около года назад, и даже сместились в положительную плоскость. Он предполагает, что остановка производств в Китае дала надежду российским предприятиям заместить китайскую продукцию отечественными аналогами. Однако «антивирусные каникулы» способны принципиально скорректировать инвестиционный оптимизм отечественных предприятий в следующие месяцы.

О негативных тенденциях в промышленности в марте свидетельствовали такие индикаторы, как погрузка на железнодорожном транспорте и энергопотребление.

По данным РЖД, погрузка грузов на железной дороге снизилась в марте на 5,5% по сравнению с мартом прошлого года.

Среднесуточная экономическая активность по России в целом упала на 16% по итогам 30 марта, оценил Центр макроэкономического анализа и краткосрочного прогнозирования на основе данных о сокращении энергопотребления к уровням недельной давности.

Июнь для промышленности отметился ростом, относительно мая в секторе обрабатывающих производств - прирост составил 8,4%, но показатели июня 2019 года так и не были достигнуты - снижение составило 6,4%.

В августе 2020 года прошел VI Международный военно-технический форум «Армия 2020». Организатор форума Министерство обороны РФ. Предприятия Кировской области ежегодно принимают участие в данном мероприятии. Предприятием «Молот-оружие» на форуме представлены новейшие разработки охотничьих ружей, ВМП «Авитек» выступил с зенитно- ракетным модулем 9М334Д – составной частью боевых ЗРК

«ТОР». Впервые на форуме участвовал завод «Термит» с образцом уникального лесопильного комплекса переработки круглого леса для нужд инженерных подразделений Российской армии.

Отрасли, пострадавшие от ограничений наверстывают упущенное, естественно ждать мгновенного роста после полного их снятия не приходится, но работа в этом направлении ведется.

**Использованные источники:**

- 1.Мазилев, Е. А. Инструменты стимулирования модернизации обрабатывающих производств в регионах /Проблемы развития территории. 2016. № 4. С. 47–60.
- 2.Мельников А.Е. Состояние и проблемы развития промышленного сектора экономики региона в условиях системного кризиса // Проблемы развития территории. 2017. №2 (88).
- 3.Рейтинг медиаактивности компаний Кировской области. Март-2018 [Электронный ресурс] - режим доступа: <https://fedpress.ru/article/2010026>
- 4.Промышленное производство [Электронный ресурс] / Официальный сайт Федеральной службы государственной статистики. – Режим доступа: [www.gks.ru/wps/wcm/connect/rosstat\\_main/rosstat/ru/statistics/enterprise/industrial](http://www.gks.ru/wps/wcm/connect/rosstat_main/rosstat/ru/statistics/enterprise/industrial)

*Рабаданов А.А.  
студент группы ГМУ-1312  
Уральский институт управления – филиал РАНХиГС*

## **ОСНОВНЫЕ НАПРАВЛЕНИЯ РАЗВИТИЯ МЕЖНАЦИОНАЛЬНЫХ ОТНОШЕНИЙ В РОССИЙСКОЙ ФЕДЕРАЦИИ**

*Аннотация: Статья посвящена практической реализации национальной политики на территории Российской Федерации. Кроме того, автором были описаны конкретные примеры национальных и межнациональных мероприятий, проводимых на территории в 2019-2020 годах, а также предложены рекомендации социально-политического характера, которые снизили бы конфликтогенный потенциал межэтнического взаимодействия в современной России.*

*Ключевые слова: национальная политика, национальный вопрос, межнациональные отношения, национальный вопрос, профилактика экстремизма.*

*Rabadanov A.A.  
student of group GMU-1312  
Ural Institute of Management - branch of RANEPА*

## **THE MAIN DIRECTIONS OF DEVELOPMENT OF INTERETHNIC RELATIONS IN THE RUSSIAN FEDERATION**

*Annotation: The article is devoted to the practical implementation of the national policy on the territory of the Russian Federation. In addition, the author described specific examples of national and interethnic events held in the territory in 2019-2020, as well as proposed recommendations of a socio-political nature that would reduce the potential for conflict of interethnic interaction in modern Russia.*

*Key words: national policy, national question, interethnic relations, national question, prevention of extremism.*

Российская Федерация является одним из крупнейших многонациональных (полиэтнических) государств мира. На ее территории проживают представители 193 национальностей [1]. Большинство народов России на протяжении веков формировались на территории современного Российского государства и внесли свой вклад в развитие российской государственности и культуры. Национальный вопрос – это вопрос, к которому можно смело применить характеристику как вечно старого и одновременно вечно молодого вопроса. Действительно, в настоящее время

общество все больше поляризуется на своих и чужих, все больше разрывается на противоположности, которые противопоставляя людей, указывают на мнимые превосходство и родовитость, величие и гегемонию.

Злободневность и острый характер конфликтов с этнонациональной окраской постоянно дают о себе знать и в нашей стране. России пришлось испытать все тягости и деструктивные последствия конфликтов на Северном Кавказе (война в Чечне, осетино-ингушский конфликт и т.д.), по-прежнему сохраняются этнонациональные противоречия в национальных образованиях Российской Федерации, широкую почву для деятельности находят националистические группировки и течения, выступающие с ксенофобных позиций. Все эти явления, с которыми сталкивается российское общество, бесспорно, нуждаются в теоретическом и практическом осмыслении.

По своей сущности межнациональные отношения представляют собой один из видов социальных отношений, который осуществляется между различными этническими общностями или отдельными индивидами в общественной, политической, экономической, культурной и других сферах взаимоотношений.

В настоящее время в Российской Федерации нормативную основу для развития межнациональных отношений составляют Указ Президента РФ от 19.12.2012 г. № 1666 «О Стратегии государственной национальной политики Российской Федерации на период до 2025 года» [2] и Указ Президента РФ от 20.04.2014 г. № 259 «Об утверждении Концепции государственной политики Российской Федерации в сфере содействия международному развитию» [3]. Документы носят комплексный социально ориентированный характер, призванный развивать потенциал многонационального народа Российской Федерации (российской нации) и всех составляющих его народов (этнических общностей).

Несмотря на уже реализуемую национальную политику имеются нерешенные проблемы, вызванные как глубокими общественными преобразованиями при формировании в современной России свободного открытого общества и рыночной экономики, так и некоторыми просчетами в государственной национальной политике Российской Федерации. Сохраняют актуальность проблемы, связанные с проявлениями ксенофобии, межэтнической нетерпимости, этнического и религиозного экстремизма, терроризма.

На развитие национальных, межнациональных (межэтнических) отношений также влияют следующие негативные факторы:

а) высокий уровень социального и имущественного неравенства, региональной экономической дифференциации;

б) размывание традиционных нравственных ценностей народов Российской Федерации;



в) правовой нигилизм и высокий уровень преступности, коррумпированность;

г) сохранение проявлений дискриминации по отношению к гражданам различной национальной принадлежности в правоприменительной практике;

д) недостаточность образовательных и культурно-просветительских мер по формированию российской гражданской идентичности, воспитанию культуры межнационального общения, изучению истории и традиций народов России, их опыта солидарности в укреплении государства;

е) распространенность негативных стереотипов в отношении некоторых народов;

ж) недостаточный уровень межведомственной и межуровневой координации в сфере реализации государственной национальной политики Российской Федерации, включая профилактику экстремизма и раннее предупреждение межнациональных конфликтов в субъектах Российской Федерации;

з) недостаточная урегулированность миграционных процессов, вопросов социальной и культурной интеграции и адаптации мигрантов, не позволяющая в должной мере обеспечить текущие и будущие потребности экономического, социального и демографического развития страны, интересы работодателей и российского общества в целом;

и) влияние факторов, имеющих глобальный или трансграничный характер, таких как унифицирующее влияние глобализации на локальные культуры, нерешенность проблем беженцев и вынужденных переселенцев, незаконная миграция, экспансия международного терроризма и религиозного экстремизма, международная организованная преступность.

В результате обозначенных проблем теоретически обоснованными могут быть следующие рекомендации, направленные на развитие межнациональных отношений в современной России и профилактику этнополитических конфликтов. Наиболее значимым выводом для практики национальных отношений является культивирование дружбы между народами, которые а) исключают подмену таких понятий как «социальные противоречия» и «национальные противоречия»; б) исключают наличие абстрактных субъектов существующих отношений, таких как народ, нация, Россия, Москва и обозначают действительного субъекта политического и административного управления (Правительство, Президент, Совет Федерации, Главы субъектов РФ, государственные и муниципальные служащие высших и низших уровней управления), ответственного за недочеты, просчеты, т.е. за политику, влекущую за собой не разрешение социальных, а тем самым и национальных противоречий, а их укрепление; в) полностью исключают неуважительное отношение как к нациям в целом, так и к отдельным ее представителям; г) пропагандируют лучшие

характеристики наций и народов, их достижения во всех отраслях материальной и духовной жизни.

Наибольшую нагрузку в формировании дружбы народов, совместно проживающими на территории страны должны взять на себя средства массовой информации, которые сегодня не столь активны в этом вопросе и часто являют собой средства дезинформации и слабой компетенции.

Также необходимо остановиться на рекомендациях социально-политического характера, которые снизили бы конфликтогенный потенциал межэтнического взаимодействия в современной России. Во-первых, необходимо снизить степень социальной дифференциации по доходам, поднять уровень жизни национальных регионов за счет политики равномерного распределения капиталов с предоставлением им льготного режима функционирования в данных регионах. Во-вторых, разработать меры по совершенствованию социальной инфраструктуры, удовлетворяющей потребности населения республик в социальных услугах в объеме уже имеющихся потребностей. В-третьих, создать внебюджетный фонд за счет инвестиций отечественного бизнеса для поддержки малого и среднего бизнеса в национальных республиках в сельскохозяйственных и промышленных отраслях. Шире использовать возможности иностранного бизнеса, который мог бы интенсивнее осваивать предоставляемые органами власти ресурсы национальных республик. Но для того чтобы тот же Северокавказский регион стал безопасным для подобных капиталовложений необходимо провести комплекс мероприятий по противодействию коррупционной преступности. В целом, необходимо создать безнациональное городское поселение, в котором горожанин по своему статусу был бы выше любого национального статуса. Подобная трансформация будет непростой, но это требуется сделать, чтобы не давать повода заинтересованным политическим и экономическим силам эксплуатировать национальный вопрос.

Таким образом, государству в будущем необходимо уделять больше внимания к национальной политике, так как, во-первых, ряд проблем (как концептуальных, так и практических) остаются не только не решенными, но и не сформулированными. Во-вторых, положение дел в сфере межнациональных отношений нельзя назвать удовлетворительным и при отсутствии чётко поставленных государством ориентиров развития национальной политики можно ожидать серьёзной дестабилизации ситуации на разных уровнях.

#### **Использованные источники:**

1. Том 1. Численность и размещение населения. [Электронный ресурс] URL: [http://www.gks.ru/free\\_doc/new\\_site/perepis2010/croc/perepis\\_itogi1612.htm](http://www.gks.ru/free_doc/new_site/perepis2010/croc/perepis_itogi1612.htm) (дата обращения 10.11.18).

2. О Стратегии государственной национальной политики Российской Федерации на период до 2025 года: Указ Президента РФ от 19 декабря 2012 г. № 1666. Доступ из справ.-правовой системы «КонсультантПлюс».
3. Об утверждении Концепции государственной политики Российской Федерации в сфере содействия международному развитию: Указ Президента РФ от 20 апреля 2014 г. № 259 (в ред. от 24 мая 2016 г.). В данном виде документ опубликован не был. Доступ из справ.-правовой системы «КонсультантПлюс».

УДК: 13.00.02

*Рахимова К.Н.  
доцент  
преподаватель узбекского языка  
кафедра языков  
Ташкентский институт инженеров  
ирригации и механизации сельского хозяйства*

## **ЭФФЕКТИВНОСТЬ ОРГАНИЗАЦИИ ПРЕПОДАВАНИЯ УЗБЕКСКОГО ЯЗЫКА НА ОСНОВЕ ИНТЕРАКТИВНЫХ ТЕХНОЛОГИЙ**

*Аннотация: В данной статье рассматривается место, роль и эффективность использования интерактивных технологий и средства при изучении узбекского языка и литературы*

*Ключевые слова: Язык, интерактивная технология, метод, образования, информация, узбекский язык*

*Rakhimova K.N.  
assistant professor  
Teacher of the Uzbek language  
at the Department of «Languages»  
Tashkent Institute of Irrigation and Agricultural  
Mechanization Engineers*

## **EFFICIENCY OF THE ORGANIZATION OF TEACHING THE UZBEK LANGUAGE BASED ON INTERACTIVE TECHNOLOGIES**

*Annotation: This article examines the place, role and effectiveness of the use of interactive technologies and tools in the study of the Uzbek language and literature.*

*Key words: Language, interactive technology, method, education, information, Uzbek language*

В связи с внедрением новые интерактивные технологии в обучении позволяют более эффективно организовать учебный процесс, предоставляют ученикам новые средства, методы и источники получения учебного материала. Введение в образовательную среду интерактивных технологий, основанных на диалектическом единстве методологии и средств их осуществления, существенным образом повышает эффективность учебной деятельности, за счет автоматизации обработки информации и вычислений которого формируется понимание сути учебного материала.

Интерактивные технологии обладают интегрирующим свойством по отношению ко всем остальным технологиям, новые технологии, методики и способы обучения разрабатываются для того, чтобы ученик смог добиться успеха в жизни, используя все свои возможности.

Современному учителю нужны средства не только представления интересных занятий, но и мощные средства составления таких занятий, а также средства контроля знаний учеников, отслеживания успеваемости и проблемных областей в обучении.

В процессе изучения узбекского языка и литературы с применением интерактивных технологий компьютер выступает не только как источник информации, но и как средство обучения и мощный инструмент, позволяющий активизировать процесс познавательной деятельности, способствующий развитию гибкости мышления и формированию умения ориентироваться и адаптироваться в своей деятельности. Поэтому учитель должен ставить перед собой цель - обеспечить положительную мотивацию обучения, активизировать познавательную деятельность учеников, а для достижения данной цели помимо освоения знаний не менее важным становится освоение техник, с помощью которых можно получать, перерабатывать и использовать новую информацию.

В настоящий момент в преподавании узбекского языка и литературы для развития познавательной и творческой деятельности учеников используются современные интерактивные технологии, которые повышают качество образования, результативно применить учебное время и понижать часть репродуктивной деятельности учеников за счет сокращения времени.

Интерактивные технологии при изучении узбекского языка и литературы обращены на индивидуализацию и мобильность учебного процесса, несмотря на возраст учащихся и уровень знаний, а также представлено большое количество методик интерактивных технологий, которые можно применить на уроках в процессе обучения.

Одним из методов активного обучения узбекского языка и литературы с применением интерактивных технологий являются проблемное обучение, метод проектов, деловые игры, интегрированные уроки и т. д.

Для активизации познавательной деятельности школьников на уроках информатики считаю целесообразным представлять учебный материал в мультимедийном и интерактивном виде. Такой материал может быть представлен в виде:

- презентаций, который с их помощью можно иллюстрировать материал, а можно предоставить учащимся возможность самостоятельно изучать;
- компьютерных игр, которые содержат развивающий или познавательный материал;
- гипертекстовых приложений, которые могут содержать испытательные стенды, среды для тестирования;

- интерактивных программ, которые чем больше участия принимает ученик в процессе обучения, тем больше значимости обретают полученные знания, умения и навыки;

- графических демонстрационных материалов, это могут быть как обычные плакаты, стенды, раздаточные материалы, а лучше, если это будут изображения, которые школьник сам найдёт и просмотрит;

- видеофильмы.

В преподавании узбекского языка и литературы, а также и другим предметам, широко используют учебную проектную и исследовательскую деятельность. Учебный проект подразумевает самостоятельно выполняемый учащимися комплекс действий по решению значимой для них проблемы, связанный со сбором и обработкой материала и представлением готового продукта в электронном виде. Учитель же, в свою очередь, помогает ученику сориентироваться в электронных ресурсах, дает советы по поиску и подбору информационного материала.

Занятий с использованием интерактивных технологий, в том числе, мультимедийных презентаций позволяют ученикам зрительно усваивать учебный материал. Мультимедийных презентации в преподавании информатика обеспечивают: интенсификацию обучения, активность учеников, индивидуализацию обучения, развитие самостоятельности, повышение мотивации и т. д.

Полноценное интерактивное взаимодействие между учителем и учениками на уроке осуществляется с помощью видеоконференции или аудиоконференции, быстрого обмена файлами, демонстрации экрана собеседникам и возможности совместного использования рабочего стола. Эти возможности обеспечиваются с помощью специализированного программного обеспечения.

Применение интерактивных технологии в обучении узбекского языка и литературы помогает более полно реализовать комплекс методических, дидактических, педагогических и психологических принципов, делает процесс познания более интересным и творческим, позволяет учитывать индивидуальный темп работы каждого обучаемого. При этом компьютеры становятся автоматизированными рабочими местами участников обучения, а коммуникационные технологии обеспечивают непосредственное общение учителя с учащимися и учащимися между собой.

#### **Использованные источники:**

1. Полат Е. С., Бухаркина М. Ю., Моисеева М. В., Петров А. Е. Новые педагогические и информационные технологии в системе образования: Учеб. пособие. М. Академия, 2000.
2. Зайцева Л. А. Использование информационных компьютерных технологий в учебном процессе и



проблемы его методического обеспечения. // Интернет-журнал «Эйдос», 2006.

3. Черкасов М. Н. Инновационные методы обучения студентов // XIV Международная заочная научно-практическая конференция «Инновации в науке». Новосибирск, 2012.

**Рахманов Б.Б.**

*докторант кафедры экономической и социальной географии  
факультет географии и природных ресурсов  
НУУз*

## **ПРЕДПОСЫЛКИ И ФАКТОРЫ РАЗВИТИЯ ПРОМЫШЛЕННОСТИ В ТАШКЕНТСКОМ ЭКОНОМИЧЕСКОМ РАЙОНЕ**

*Аннотация: В статье рассмотрены основные и производные факторы формирования и развития промышленности в Ташкентском экономическом районе. Охарактеризовано воздействие физико- и экономико-географических условий на формирование индустрии региона. Проанализированы данные об отраслевой и территориальной структуре промышленности экономического района.*

*Ключевые слова: факторы размещения производства, основные факторы, производные факторы, избыточные факторы, дефицитные факторы, промышленность, промышленный узел, производственная инфраструктура.*

**Rakhmanov B.B.**

*doctoral student of the Department of economic and social geography  
of the faculty of geography and natural resources  
of NUUZ*

## **INDUSTRIAL AND PRODUCTION INFRASTRUCTURE OF TASHKENT ECONOMIC REGION**

*Abstract: The article considers the main and derived factors of formation and development of industry in the Tashkent economic region. It also describes the formation of the industrial industry in connection with the physical and economic-geographical features of the economic region. Data on the industrial and territorial structure of the economic region's industry are analyzed.*

*Key words: factors of production location, main factors, derivative factors, redundant factors, scarce factors, industry, industrial hub, production infrastructure.*

**Введение.** К числу основных стратегических направлений реформирования Узбекистана относится структурная перестройка

экономики.<sup>69</sup> Данное направление с первых лет независимости было и остается главным вектором реформирования промышленности.

В принятом в 2017 году Указе Президента Республики Узбекистан «О стратегии действий по дальнейшему развитию Республики Узбекистан в 2017-2021 годах» особая роль отводится вопросам обеспечения сбалансированности и устойчивости национальной экономики, увеличению в её структуре доли промышленности, сферы услуг, малого предпринимательства, а также проведению активной инвестиционной политики, направленной на модернизацию, техническое и технологическое обновление производства, реализацию проектов производственной, транспортно-коммуникационной и социальной инфраструктуры.<sup>70</sup>

Модернизация индустриального сектора экономики – непереносимое условие поддержания высоких темпов социально-экономического развития и вхождения Республики Узбекистан в число индустриально развитых стран. Успешная реализация программ развития промышленности требует сочетания промышленной политики с региональной стратегией, учёта специфики каждого региона страны в целях модернизации региональных хозяйственных систем. Для разработки же соответствующих программ экономического развития актуальным представляется всестороннее исследование предпосылок и факторов развития промышленности в регионах. Всё вышесказанное в полной мере относится и к Ташкентскому экономическому району – ядру территориальной системы национальной индустрии Республики Узбекистан.

**Цель и задачи работы.** Основной целью работы выступает выявление сравнительных преимуществ Ташкентского экономического района в географическом разделении труда. В соответствии с данной целью в работе определены следующие основные задачи:

- выявить ресурсные и энергетические предпосылки развития Ташкентского региона;
- определить влияние фактора труда на территориальную структуру хозяйства Ташкентского экономического района;
- исследовать роль экономико-географического положения рассматриваемой территории в развитии промышленности;
- определить воздействие инфраструктурного фактора на экономический рост.

**Основная часть.** Ташкентский экономический район включает столицу Республики Узбекистан – город Ташкент – и столичную область и выступает ядром территориальной системы национальной экономики.

---

<sup>69</sup> Абдалова З.Т., Янчук С.Л., Камилова Н.К., Курбанов Ш.Б., Назаров М.И. Вопросы совершенствования территориальной структуры экономики Узбекистана // Proceedings of the XXII International Scientific and Practical Conference International Trends in Science and Technology, February 28, 2020 Warsaw, Poland. p.51-56.

<sup>70</sup> Указ Президента Республики Узбекистан от 7 февраля 2017 года № УП-4947 «О стратегии действий по дальнейшему развитию Республики Узбекистан в 2017-2021 годах».

На рассматриваемый регион приходится 1/6 часть населения и ¼ валового внутреннего продукта страны. В 2019 году в регионе насчитывалось 36309 предприятий разных отраслей экономики, в том числе в Ташкенте – 26773, из них промышленных предприятий по региону – 23497, в том числе в столице – 15196 (табл. 1).

Таблица 1

**Количество предприятий и организации по отраслям экономики в Ташкентском экономическом районе в 2019 г.**

	Отрасли экономики								
	Промышленность	Сельское, лесное и рыбное хозяйство	Строительство	Торговля	Перевозка и хранения	Организации общественного питания	Информация и связь	Здравоохранение и социальные услуги	Другие отрасли
Ташкентская область	8301	4592	3370	10445	1479	3317	590	653	9536
г. Ташкент	15196	840	6688	20327	3400	6104	3207	1537	26773
<b>всего</b>	<b>23497</b>	<b>5432</b>	<b>10058</b>	<b>30772</b>	<b>4879</b>	<b>9421</b>	<b>3797</b>	<b>2190</b>	<b>36309</b>

Таблица составлена автором по данным Управления статистики Ташкентской области и г. Ташкента

Общий рисунок расселения и хозяйства определяется рельефом территории и гидрографической сетью – население концентрируется в западной, равнинной части района, в долинах Чирчика и Ахангарана. Экономико-географическое положение между Ферганской долиной и оазисами Голодной степи (Мирзачульский экономический район) и Зарафшанской долины у железнодорожной магистрали, связывающей развитые хлопководческие районы с европейской частью России, Казахстаном и Сибирью, превратило рассматриваемый регион в важнейший экономический полюс Средней Азии. Разнообразие форм рельефа (горы, предгорья, долины рек и равнины) и развитие промышленности повлияли на структуру сельского хозяйства и агропромышленного комплекса (АПК) региона.

Развитию хозяйства, и в частности, промышленности Ташкентского экономического района способствовало наличие на его территории уникального сочетания минеральных, гидроэнергетических и агроклиматических ресурсов. Кроме того, на специализацию экономики региона и косвенно на развитие его индустрии не может не влиять концентрация прежде всего в горной зоне значительных рекреационных ресурсов, а также – этот фактор сыграет свою роль в ближайшей

перспективе – ресурсов энергии ветра и Солнца. Из полезных ископаемых наибольшее значение имеют бурый уголь Ангреновского бассейна, медные, свинцово-цинковые руды и строительное сырьё. Имеются в Ташкентском экономическом районе и залежи железной руды, что делает возможным, в сочетании с доставляемым сюда по газопроводам природным газом, достроить на базе Узбекского металлургического комбината технологическую цепочку пирометаллургического цикла цветных металлов с использованием технологий бездоменной металлургии.

Благодаря сырьевому, энергетическому и потребительскому факторам к числу отраслей промышленной специализации Ташкентского региона относятся, в частности, энергетика и цветная металлургия (табл.2).

Наряду с сырьевым и энергетическим, к избыточным факторам размещения производства в Ташкентском экономическом районе относится также фактор труда, что благоприятствует развитию здесь, в частности, трудоёмкого машиностроения, а также, в сочетании с мощной сельскохозяйственной базой (развитие же сельского хозяйства здесь опирается на земельные, водные и агроклиматические ресурсы территории), лёгкой и пищевой промышленности.

Таблица 2

**Отраслевая структура промышленного производства Ташкентской области (в %)**

Отрасли промышленности	2006 г.	2011 г.	2015 г.	2018 г.
<b>Всего:</b>	<b>100,0</b>	<b>100,0</b>	<b>100,0</b>	<b>100,0</b>
<b>В том числе:</b>				
топливная и энергетика	11,8	14,6	13,2	12,8
металлургия	52,3	36,5	25,3	39,1
химическая и нефтехимическая	8,5	8,8	8,0	9,3
машиностроение и металлообработка	3,7	5,7	6,2	11,7
промышленность строительных материалов	7,3	6,6	7,5	8,2
лёгкая	7,2	9,3	8,5	6,1
пищевая, мукомольно-крупяная	6,9	15,8	25,9	9,9
другие отрасли	2,3	2,7	3,6	1,0

Таблица составлена автором по данным Управления статистики Ташкентской области.

Особую роль в развитии и размещении индустрии региона играет инфраструктурный фактор.

Инфраструктура – это совокупность расположенных на определенной территории сооружений, зданий, систем и служб, необходимых для

функционирования и развития материального производства и обеспечения повседневной жизни населения.<sup>71</sup>

В экономической и социальной географии инфраструктуру принято разделять на производственную и социальную.

Э.Б. Алаев определяет инфраструктуру как «сочетание действующих сооружений, зданий, сетей и систем, прямо не относящихся к производству материальных благ, но необходимых как для самого процесса производства (производственная инфраструктура – транспорт, связь, сети электроснабжения, водоснабжения и др.), так и для обеспечения повседневной жизни населения (социальная инфраструктура – предприятия здравоохранения, просвещения, культуры, бытового обслуживания)».<sup>72</sup>

Ташкентский экономический район в наибольшей степени, по сравнению с другими регионами страны, насыщен производственной инфраструктурой. Инфраструктурный фактор притягивает новые производства в регион.

Однако, с другой стороны, способствуя концентрации производства в уже имеющихся промышленных узлах и центрах, инфраструктурный фактор действует в определённой степени и как консервативный фактор, сдерживая перемещение производств на сельскохозяйственную периферию района.

#### **Выводы.**

На наш взгляд, развитие индустрии Ташкентского экономического района в наибольшей степени испытывало воздействие факторов экономико-географического положения, сырьевого, энергетического, труда и инфраструктурного. Успешное развитие промышленности региона обусловлено также расположением в районе столицы государства – города Ташкента, с одной стороны, создающего спрос на производимые товары и услуги, с другой стороны, обеспечивающего снижение издержек производства за счёт эффекта агломерации, и, наконец, концентрирующего ведущие образовательные и научно-исследовательские учреждения, размещением в Ташкенте крупных предприятий, эвакуированных в годы второй мировой войны из западных регионов бывшего Союза, притоком множества квалифицированных специалистов из России и других республик в XX веке.

С другой стороны, дефицитным фактором размещения производства Ташкентского экономического района выступает водно-ресурсный.

По нашему мнению, в ближайшей перспективе основными направлениями модернизации отраслевой, технологической и

---

<sup>71</sup> Социально-экономическая география понятия и термины / Отв.ред. А.П. Горкин. – Смоленск. Ойкумена 2013. С- 107.

<sup>72</sup> Алаев Э.Б. Социально-экономическая география. Понятийно-терминологический словарь. – М.: Мысль, 1983. – 350 с., с. 232



территориальной структуры индустрии Ташкентского региона станут опережающий рост наукоёмких производств машиностроения, формирование полного цикла чёрной металлургии, индустриализация сельских районов за счёт создания предприятий, главным образом, лёгкой и пищевой промышленности, создание сети солнечных- и ветроэнергетических установок, в том числе в горной зоне столичной области, слияние Ташкентской и Ангрен-Алмалыкской агломераций и формирование Ташкентской суперагломерации, создание новых промышленных производств в свободных экономических зонах.

**Использованные источники:**

1. Абдалова З.Т., Янчук С.Л., Камилова Н.К., Курбанов Ш.Б., Назаров М.И. Вопросы совершенствования территориальной структуры экономики Узбекистана // Proceedings of the XXII International Scientific and Practical Conference International Trends in Science and Technology, February 28, 2020 Warsaw, Poland. p.51-56.
2. Маергойз И.М. Территориальная структура хозяйства. – Новосибирск: Наука, Сиб. отделение, 1986. – 304 с.
3. Салиев А.С., Янчук С.Л. Размещение производительных сил и поляризованное развитие экономики Республики Узбекистан. Учебное пособие. – Т.: НУУз, 2005 – 173 с.
4. Солиев А.С. Ўзбекистон географияси. Дарслик. Т.: Университет, 2014 – 404 с.
5. Статистический ежегодник регионов Узбекистана. Статистический сборник. – Т.: Госкомстат, 2018. – 256 с.
6. Указ Президента Республики Узбекистан от 7 февраля 2017 года № УП-4947 «О стратегии действий по дальнейшему развитию Республики Узбекистан в 2017-2021 годах».
7. <https://sez.gov.uz> (веб-сайт Единый портал свободных экономических зон и малых промышленных зон Республики Узбекистан).

*Рашидова М.А.  
студент 2 курса магистратуры  
исторический факультет  
кафедра Всемирная история  
Национального Университета Узбекистана имени Мирзо Улугбека*

## **ПРЕДСТАВЛЕНИЕ О ГОСУДАРСТВЕ И ВЛАСТИ В ОСМАНСКОЙ ИМПЕРИИ**

*Аннотация: В данной статье представляется анализ государства и власти в Османской империи, включающая в себя территории, которые имели свое особое государственное устройство, административные институты, регулярные войска и дипломатические отношения.*

*Ключевые слова: османская империя, власть, территориальная экспансия, модернизация, дидактические трактаты, византийская держава.*

*Rashidova M.A.  
2nd year graduate student  
Faculty of History  
Department of World History  
National University of Uzbekistan named after Mirzo Ulugbek*

## **REPRESENTATION OF STATE AND POWER IN THE OTTOMAN EMPIRE**

*Annotation: This article presents an analysis of the state and power in the Ottoman Empire, which includes territories that had their own special state structure, administrative institutions, regular troops and diplomatic relations.*

*Key words: Ottoman Empire, power, territorial expansion, modernization, didactic treatises, Byzantine state.*

Исполняется ровно 722 года со времени образования Османской государственности. За это время в Османской державе (1299-1923 гг) была сформирована своеобразная имперская система. Своеобразие Османской империи заключается в том, что в ее истории переплелись традиции древних конгломератных империй Востока, Византийской державы и теократическая идея Исламского халифата. Османская империя властвовала над более чем 60 народами и крупными племенными объединениями, которые существенно различались между собою как по уровню социально-политического развития, так и по своей этно-конфессиональной принадлежности. Власть и могущество Оттоманской Порты стремилось

распространиться на все Средиземноморье и, подчинив его, создать империю, равной которой не было бы со времен Рима. И это им, Османской империи, удалось.

Османская империя, обширная держава средневековья, расположенная в трех частях света. Государственные институты, социальная иерархия империи в основном формировались в XIV-XVI вв. По мере территориального увеличения и политического развития государства возникали новые управленческие структуры, менялось значение в обществе тех или иных социальных групп.

Под знаменем Ислама начались и продолжились османские завоевания, империя складывалась как Исламское государство, вобравшее в себя опыт предшествовавших халифатов.

Имперские традиции древности были восприняты османами и применены для создания собственной имперской системы с использованием современных технических достижений, преимущественно в военной сфере.

Взятие Константинополя в 1453 г. делает Султана Мехмеда II наследником византийских императоров, что подчеркивается принятием титула «римский император» (кейсар-и Рум) и византийской символики (полумесяц), создается могущественная империя – «рах ottomanica».

В эпоху подъема империи османов все население страны состояло из трех основных категорий: аскери (люди меча) – придворные, военные, улемы (люди пера) – чиновники, представляющие власть султана; райя – это обычные подданные, причем как мусульмане, так и немусульмане.

Правящий слой составляли те, кто независимо от этнической и религиозной принадлежности служил Империи, они назывались «османы» и были освобождены от уплаты налогов.

В Османской империи утверждалось подчинение экономики политическим и социальным приоритетам и поддерживалась «командно-административная система экономики», в которой главной обязанностью правящей династии было умножение богатства придворных, населения столицы и удовлетворения запросов своего возрастающего войска, чем обуславливалось направление его усилий на внешнюю экспансию.

Широкое внедрение огнестрельного оружия в османские войска позволило им достичь в конце XV - начале XVI вв. военно-технического преобладания над войсками кызыл-башей, мамлюков и сефевидского Ирана, которые были разгромлены.

Из имперского центра власть султанов распространялась на вассальные государства (Валахия, Молдавия, Крымское ханство, Рагузинская республика, шерифство Мекка); санджаки «хюкюмет», предполагавшие наследственное управление; наследственные семейно-родовые владения с налоговым, административным и судебным иммунитетом на условиях несения военной службы (юрдлуки и оджаклыки); санджаки, управлявшиеся наследниками престола -шехзаде).

Административное устройство Османской державы отличалось и одновременным использованием разных принципов территориального деления, также правительству султана необходимо было учитывать конфессиональный принцип управления.

Османская империя включала в себя территории, которые имели свое особое государственное устройство, административные институты, регулярные войска, а иногда и свои дипломатические отношения. Тунис и Алжир, территории Османской империи на самом «дальнем западе» ее границ управлялись военными из янычар. Хотя в начале XVI в. там правили бейлербеи, назначаемые из Стамбула, их также затронул период децентрализации. С начала XVII в. и далее власть в этих провинциях захватили военные командиры местных янычарских отрядов.

Османская империя развивалась в течение многих столетий сложной организации правительства с султаном в качестве верховного правителя централизованного правительства, которое имело эффективный контроль над своими провинциями, чиновниками и жителями.

Расширение империи привело к систематическим административной организации, которая переросла в двойную систему военных («центрального правительства») и гражданской администрации, разработал своего рода разделения властей с большинством выше исполнительных функций, осуществляемых военными и судебными властями, а также основное управление осуществлялось государственными органами.

Первые османские везиры, как это имело место и в халифате, были улемами. В начальный период османского государства многие улемы, занимавшие высокие должности при дворе, получали образование в Египте, Иране или Средней Азии.

К концу XV в. в самой империи было уже достаточно медресе, готовивших мударрисов, муфтиев и кади. Так осуществлялась преемственность традиционных ближневосточных представлений о власти и государстве в новой империи. Концепция государства, известная на Ближнем Востоке с древнейших доисламских времен, воспринятая в Аббасидском халифате от персов, несколько модифицированная в XII-XIII вв. тюрко-монгольскими обычаями, перешла к османам.

Самодержавная, не ограниченная общественными институтами власть правителя, соответственно очень высокий, священный статус его составляли краеугольный камень государственной системы. Согласно такой концепции, именно от правителя зависели прочность империи и благосостояние подданных. Персидская традиция управления правосудие соотносится с милостью и благодеянием абсолютной власти государя.

Средневековые дидактические трактаты однозначно определяют зависимость благосостояния государства и подданных от личных достоинств правителя. «Ведь царские дворцы укрепляются опорами справедливости, а чертоги владетелей – колоннами правосудия. Каждый

правитель и царь, который хочет прочной державы и твердой власти, должен сойти с дороги притеснения и направить образ правления по пути справедливости и по стезе правосудия». В период раннего средневековья в государственной практике среднеазиатских и малоазинских тюркских правителей еще сильны были родо-племенные установления, опиравшиеся на обычное право кочевых и полукочевых племен. Войско османов, как некогда сельджукидов, на первой стадии развития государства, по выражению В. А. Гордлевского, «составлено было из племени, как бы мобилизованного на войну. Во время войны это войско сохраняло иерархию родового или племенного строя, одинакового как у монголов, так и у тюрок».

Политический строй Османской империи, сложившийся ко времени ее «золотого века», имел в своей основе религиозные догмы Ислама. В религиозно-политической системе имперская власть представляла волю Аллаха по отношению к своим подданным, что вместе с системой распределения земельных наделов воинам подчеркивает ее патриархальный характер. Власть султанов была сакральна, их воля считалась законом, но ограничивалась нормами шариата.

Сосредоточение публичной власти в руках султана не привело к полной централизации управления, которое перепоручается феодальным правителям и правителям автономий.

Таким образом, социальная справедливость и порядок в обществе напрямую зависят от морально-этических качеств правителя. К такому же заключению приходили крупнейшие мыслители средневекового мусульманского Востока, создававшие идеальные модели общества.

#### **Использованные источники:**

1. Шишков В.В. Османская империя: от завоевания и интеграции к попыткам модернизации. СОЦИУМ И ВЛАСТЬ Москва 2012.—111-115стр
2. Гордлевский В.А. Избранные сочинения. Т. 3. История и культура М.: Издательство восточной литературы, 1962. — 591 с.

УДК 364.2  
10.47.31

*Россель А.С.*  
*Уральский институт управления – филиал РАНХиГС*

## **УПРАВЛЕНИЕ ИННОВАЦИОННОЙ ТРАНСФОРМАЦИЕЙ УЧРЕЖДЕНИЯМИ СОЦИАЛЬНОЙ СФЕРЫ НА ПРИМЕРЕ ДЕТСКИХ ДОМОВ И ДОМОВ ПРЕСТАРЕЛЫХ**

*Аннотация. Цель представленной работы – исследование управления инновационной трансформацией учреждениями социальной сферы на примере детских домов и домов престарелых. Методология исследования – анализ научной литературы по заданной проблеме, а также практического отечественного опыта.*

*Ключевые слова: трансформация, инновации, социальная сфера, дома престарелых, детские дома.*

*Rossel A. S.*  
*Ural Institute of management - branch of Ranepa*

## **MANAGEMENT OF INNOVATIVE TRANSFORMATION OF SOCIAL INSTITUTIONS ON THE EXAMPLE OF ORPHANAGES AND NURSING HOMES**

*Annotation. The aim of the presented work is to study the management of innovative transformation of social institutions using the example of orphanages and nursing homes. Research methodology - analysis of scientific literature on a given problem, as well as practical national experience.*

*Key words: transformation, innovation, social sphere, nursing homes, orphanages.*

В настоящее время в России и других развивающихся странах отмечается тенденция, связанная с увеличением продолжительности жизни. На этом фоне в структуре населения начинают преобладать граждане пожилого возраста. Старение граждан является негативной тенденцией для социальной и экономической сферы. Под старением необходимо понимать естественный процесс, по прогнозу ООН, уже к 2025 г. доля граждан в возрасте старше 60 лет в мире составит 14,9%. Особенно острой эта проблема является для Европы, где доля пожилых граждан в структуре населения к 2025 г. может составить 28%. В России же к 2025 г. ожидается что численность населения старше 60 лет в структуре населения составит 23,9%. В связи с такой ситуацией государство просто обязано оказывать



таким гражданам поддержку в виде экономических, административных и социальных мер [1].

На примере детских домов и домов престарелых в зарубежных странах проведем оценку управления инновационной трансформацией этих учреждений, а также оценим возможность применения этого опыта в России. Наиболее успешным опытом могут похвастаться страны ЕС и США.

В США практически не осталось стационарных учреждений социального обслуживания. Вместо этого получить необходимые услуги граждане могут на базе мобильных пунктов. Такие пункты функционируют под контролем частных или государственных социальных служб [3].

Все затраты компенсируются за счет средств разных фондов и страховых выплат. В последние годы становится популярной практика ухода за пожилыми людьми со стороны родственников или других заинтересованных лиц. За уход выплачиваются большие пособия. Что касается дневных форм оказания социальной помощи, то в этой сфере в основном заняты частные компании. На их базе осуществляется образовательная деятельность, организуются культурно-массовые мероприятия [4].

При сравнении такого опыта с Россией необходимо выделить несколько существенных отличий. Во-первых, это полноценная трансформация социальных учреждений с заменой домов престарелых и детских домов стационарного типа мобильными пунктами обслуживания. Во-вторых, это передача части обязанностей в рамках социального обслуживания общественным организациям и частным компаниям. В зарубежных странах чаще всего получатели социальных услуг получают необходимую помощь на базе учреждений в дневной форме.

Помимо всего прочего, в США есть Providence Mount St. Vincent - учреждение, где живут сразу два поколения американцев. В настоящее время в этом учреждении социального обслуживания проживает 400 пожилых граждан и около 50 детей.

Учреждение было создано при поддержке Международного Обучающего Центра. Эта компания еще с 90-х гг. реализует концепцию по созданию возможностей для взаимодействия пожилых граждан и детей. В течение рабочей недели дети приходят к взрослым, чтобы вместе с ними заниматься танцами, искусством и музыкой.

За счет такого подхода у детей, оставшихся без попечения родителей, появляется большое количество родственников в виде бабушек и дедушек. Отмечена положительная тенденция в виде того, что пожилые люди чувствуют себя нужными и востребованными, несмотря на возраст.

Пожилые люди имеют возможность делиться своим опытом, а дети - перенимать его, чтобы гораздо эффективнее проходит этап социальной адаптации. На тему работы этого дома, где совместно живут пожилые и

дети, был снят документальный фильм. В нем отчетливо видно, как пожилые люди выглядят без детей. Они находятся в состоянии стагнации, мало передвигаются и ведут малоактивный образ жизни [5].

Однако при появлении детей все изменяется. За счет такого общения пожилые люди не чувствуют себя одинокими, а дети получают такое необходимое внимание для них со стороны взрослых. Через такие регулярные встречи происходит передача опыта, достигается цель культурного воспитания.

Схожий опыт есть и в России, однако речи не идет о возможности объединений дома престарелых и детского дома под одной крышей. Речь идет только о встречах с детьми пожилых граждан. В этой работе в основном принимают участие некоммерческие организации.

Реализовать идею по созданию под одной крышей дома престарелых и детского дома в России не представляется возможным в связи с тем, что пожилые люди и дети, оставшиеся без попечения - это две специфические аудитории.

Между ними есть разница в проблемах на уровне психологии и физиологии. К тому же в России уже предусмотрено «переформатирование» детских домов. В результате в системе социального обслуживания должны будут появиться детдома квартирного типа. На базе каждого детского дома в перспективе должна быть создана школа приемных родителей. Социальная помощь не ограничивается только предоставлением минимального перечня услуг, под ней необходимо понимать профессиональную деятельность по оказанию помощи отдельным категориям лиц.

В настоящее время функции социального работника сводятся к содействию взаимодействия между отдельными людьми и их окружением, к помощи для реализации возможностей и обучению решению собственных проблем. Если рассматривать в качестве примера США, то там есть сразу несколько видов социальных служб. Кроме мобильных пунктов социального обслуживания предусматривается работа учреждений стационарного типа, несмотря на сокращение их количества. Та же помощь детям в детских домах оказывается в тесном взаимодействии со службами, оказывающими услуги профессионального обучения [6].

Это позволяет к моменту совершеннолетия приобрести профессию. Безнадзорные дети проживают на базе приютов и общежитий. Свой опыт в социальной работе имеет Германия, где только после войны была создана государственная служба социальной помощи. Если в довоенные и послевоенные годы такая работа в основном велась с целью установления и осуществления контроля над населением, то после войны упор был сделан на предоставление материальной поддержки. В первое время помощь предоставлялась клиентам таких служб в индивидуальном порядке.

Лишь спустя время было решено вести эту работу в группах, поэтому сегодня в Германии получила распространение социальная работа в общине. Под общиной там принято понимать группу людей, которые проживают на одной территории и объединены какой-то одной идеей или увлечением [7].

И социальная работа в таких группах включает в себя разные формы, ориентированные на улучшение культурного, экономического и социального положения их членов. Социальная деятельность на базе таких учреждений носит профессиональный характер. И даже в волонтерской деятельности принимают участие только те лица, которые имеют соответствующее образование. И в качестве объекта социально-педагогического воздействия здесь будет целая община.

В Германии тоже есть детские дома, только здесь помощь для детей гораздо шире и не ограничивается стенами заведения. Так, социальная работа продолжается и после того, как ребенок достигнет совершеннолетия. Помощь в экстренной ситуации выпускники детских домов могут получить на базе кризисных центров. «Опекаемое жилье» может быть предоставлено ребенку в возрасте от 14 лет. На получение такого жилья могут рассчитывать в том числе и дети, решившие отделиться от своей семьи. Воспитательную работу в этом случае ведет социальный педагог. Подростку оказывается помощь в трудоустройстве и организации быта. Также в «опекаемом жилье» могут проживать целые группы молодых людей, которые уже ведут самостоятельную жизнь, но все еще нуждаются в поддержке со стороны сверстников и специалистов.

Необходимо рассматривать это как сопровождение проживания - особую форму социальной работы. Теперь остановимся на опыте работы с безнадзорной и беспризорной молодежью. Как правило, эта работа носит мобильный характер.

Мобильные сотрудники социальной службы в США выявляют проблемы на местном уровне и проводят их анализ. После этого они устанавливают контакт с целевой группой. Инициативу, как правило, проявляет социальный работник. Только установлением контакта социальная работа не ограничивается. В зависимости от ситуации, оказавшемуся в сложной ситуации подростку может быть предложена индивидуальная помощь или же групповая помощь, если в таковой нуждается целая группа беспризорных подростков. После выпуска из детских домов выпускникам оказывается поддержка, направленная на их социализацию. В основном частные организации помогают выпускникам детских домов получить образование. В приобретении навыков самостоятельной и независимой жизни помогают дома молодежи, которые в настоящее время кроме США есть в Австрии [9].

В ходе проживания детей в доме молодежи за ними присматривает педагог-наставник.

Проживание длится 3-4 года, за это время уже совершеннолетний молодой человек успевает получить профессию. В России и за ее пределами широко известна работа «Упсала-цирка». Инновационная технология сводится к применению в качестве социально-педагогического инструмента цирковых занятий. Организация ведет работу с детьми из неблагополучных семей, детьми из интернатов и коррекционных школ. На базе организации дети учатся акробатическим трюкам, учатся делать фокусы и жонглировать. При поддержке педагогов дети участвуют в подготовке представлений высокого профессионального уровня. Свой опыт данная организация активно распространяет и на сферу обучения социальных педагогов.

В рамках социальной работы с пожилыми активно используются программы обучения. Все началось в США, где в начале 2000-х стала особенно острой проблема с досугом для пожилых граждан. Было решено провести эксперимент с компьютерными курсами. Эксперимент оказался удачным, позволил не только обучиться работе с компьютером, но и помочь некоторым гражданам найти удаленную работу.

Также в США есть несколько волонтерских организаций, где социальную помощь пожилым оказывают такие же пожилые люди. Если в Европе волонтерская деятельность уже стала вполне профессиональной, то в России она продолжает восприниматься не более, чем в качестве развлечения и организации досуга. В Европе даже сформировались свои требования к волонтерам. К примеру, в Бельгии для получения возможности стать волонтером в доме престарелых нужно проработать в качестве добровольца не менее полугода.

Что касается социального и экономического эффекта от всех описанных выше технологий социальной работы с теми, кто живет в детских домах и домах престарелых, то тут необходимо выделить несколько положительных тенденций.

Во-первых, это общение и социализация, которые получаются в результате того, что в социальной работе принимают участие не только воспитатели и сиделки, но и третьи лица, которые могут быть членами волонтерской или общественной организации.

Во-вторых, это решение психологических проблем за счет предоставления индивидуальных и групповых консультаций от психологов.

В-третьих, это тесное взаимодействие с социумом за пределами учреждения, что не позволяет чувствовать себя оторванным от мира.

В-четвертых, это образование, которое при определенных обстоятельствах позволяет оставаться экономически активным пожилым гражданам и получать профессию к моменту выпуска из детского дома.

В-пятых, это оптимизация расходов на социальную сферу за счет участия в этой работе не только государства, но и волонтеров вместе с общественными организациями. По отдельности работа всех этих специалистов (медиков, социальных работников, психологов и волонтеров)

не была бы такой эффективной. Координация действий и усилий как раз достигается за счет применения эффективного механизма государственно-частного партнерства.

Многие из описанных технологий можно было бы применить и в России. Так, с развитием механизма государственно-частного партнерства можно было бы привлечь к социальной работе волонтерские и общественные движения, а также частные компании. Пока же все сводится к реализации каких-то отдельных инициатив и только на базе отдельных регионов, целенаправленной работы в этом направлении не ведется.

Можно было бы перенять опыт с мобильными пунктами социального обслуживания, тогда бы часть пожилых людей отказались от необходимости нахождения в доме престарелых. Для них будет достаточно оказания на систематической основе помощи в быту, предоставления по запросу медицинской помощи, помощи психолога и юриста. Успешным был бы опыт Германии с совместным проживанием педагога-наставника и детей от 14 лет. Это эффективная замена для детских домов, проживание в которых не позволяет в полной мере сформировать навыки к самостоятельной жизни.

Такое же проживание можно было бы использовать и для решения проблемы с детьми-беспризорниками. В лучшем случае при обнаружении их ждет переселение в детский дом, откуда такие дети часто сбегают. Проживание не в детском доме, а в кризисном центре под надзором педагога-наставника, позволило бы детям приобрести навыки самостоятельности, бытового обслуживания и получить профессию, что является необходимым для начала трудовой деятельности.

Социально-экономический эффект от таких преобразований был бы весомым - сократилось бы количество детей-беспризорников, пожилые люди получили бы возможность пройти обучающие курсы и продолжить трудовую деятельность с использованием дистанционных технологий, а детям удалось бы предоставить так важную для них помощь в социализации.

Таким образом, России целесообразно обратиться к инновационному опыту других стран в управлении детскими домами и домами престарелых. Развитие механизмов государственно-частного партнерства и признание волонтерства полем профессиональной деятельности позволило бы значительным образом повысить качество и применить профессиональный подход к социальной работе с пожилыми гражданами и детьми, оставшимися без попечения.

#### **Использованные источники:**

1. Андросов, А. И. Анализ отечественного и зарубежного опыта проектирования жилья для людей пожилого возраста / А. И. Андросов, А. В. Ко-пьева, О. В. Масловская // Новые идеи нового века : материалы



- Международ. науч. конф. ФАД ТОГУ. -Хабаровск : Тихоокеан. гос. ун-т, 2017. - Т. 2. -С. 12-16.
2. Бакулина, А. С. Социальное служение в России: вопросы теории и практики (на примере благотворительного фонда «Старость в радость») / А. С. Бакулина // Актуальные проблемы науки, образования и социальной работы : сб. науч. ст. / РГСУ филиал в г. Люберцы ; Ин-т психологии, социологии и соц. отношений ГАОУ ВО МГПУ. -М. : Перо, 2015. - С. 11-20.
  3. Боулби, Д. Создание и разрушение эмоциональных связей / Д. Боулби. - М. : Акад. проект, 2014. - 232 с.
  4. Выписка из протокола заседания Совета при Правительстве Российской Федерации по вопросам попечительства в социальной сфере от 29 ноября 2016 г. - Электрон. текстовые дан. - Режим доступа: <http://government.ru/info/25638/>
  5. Гишинский, Я. И. Девиантология: социология преступности, наркотизма, проституции, самоубийств и других отклонений / Я. И. Гишинский. -СПб. : Юрид. центр «Пресс», 2014. - 520 с.
  6. Деркач, А. А. Развитие в акмеологии и ак-меологическое развитие в структуре онтогенеза / А. А. Деркач, Э. В. Сайко // Мир психологии. -2017.- №> 2. - С. 43-55.
  7. Доклад о результатах и основных направлениях деятельности Министерства труда и социальной защиты Российской Федерации на 2015-2017 годы. - Электрон. текстовые дан. - Режим доступа: <https://rosmintrud.rU/ministry/about/reports/2>
  8. Ермолаева, М. В. Проблема социализации и развития личности в старости / М. В. Ермолаева // Современная социальная психология: теоретические подходы и прикладные исследования. - 2015 -№ 2 (15). - С. 96-102.
  9. Змановская, Е. В. Теоретико-методологическое обоснование общей теории девиантности и девиантного поведения / Е. В. Змановская // Ученые записки Санкт-Петербургского государственного института психологии и социальной работы. -2018. - Т. 9, вып. 1. - С. 133-138.
  10. Иванов, В. Н. Феномен старости / В. Н. Иванов // Социологические исследования. - 2017. -№ 11. - С. 164-170. - DOI: 10.7868/S0132162517110186.



## **ФАКТОРЫ РАЗВИТИЯ ИННОВАЦИОННОЙ ДЕЯТЕЛЬНОСТИ НА СОВРЕМЕННОМ ЭТАПЕ РАЗВИТИЯ ЭКОНОМИКИ: ОПЫТ РАЗВИТЫХ СТРАН**

*Аннотация. В статье освещена роль факторов развития инновационной деятельности на современном этапе экономического развития. Также изучается опыт развитых стран в этой области.*

*Ключевые слова. Инновации, эффективности инноваций, конкурентоспособность страны, система управления научными исследования, коммерциализации результатов исследований.*

*Rustamova D.D.*

*Associate Professor*

*of the Andijan Institute of Agriculture and Agrotechnology  
Uzbekistan, the city of Andijan*

## **ACTORS OF DEVELOPMENT OF INNOVATION ACTIVITIES AT THE CURRENT STAGE OF ECONOMIC DEVELOPMENT: EXPERIENCE OF DEVELOPED COUNTRIES**

*Annotation. The article highlights the role of factors in the development of innovative activity at the present stage of economic development. The experience of developed countries in this area is also being studied.*

*Keywords. Innovation, innovation efficiency, country competitiveness, research management system, commercialization of research results.*

Важным фактором роста конкурентоспособности любой страны является ее поэтапный переход на инновационный путь развития. По мнению авторитетных специалистов, «в решении всего спектра стратегически важных проблем различных стран в XXI веке ключевая роль отводится инновациям, инновационной деятельности и основанной на знаниях экономике или инновационной экономике»<sup>73</sup>. Действительно, мировой опыт показывает, что переход на путь устойчивого развития таких высокоразвитых стран, как США и Япония, ряда государств Европейского Союза и Юго-Восточной Азии, достигнут в основном за счет расширения

---

<sup>73</sup> Кадыров А.А. Основные направления формирования Национальной инновационной системы Узбекистана. Электронный ресурс: [http://www.innovation.uz/docs/FORMINC\\_NIS.pdf](http://www.innovation.uz/docs/FORMINC_NIS.pdf)

инновационных процессов в реальном секторе экономики.

Главным фактором эффективности инноваций является наличие хозяйственного механизма, названного К.Фрименом «национальной инновационной системой». Именно на ее формирование нацелена в последние десятилетия деятельность правительств ряда государств, намеревающихся достичь значительных успехов на мировых рынках в условиях ужесточения конкурентной борьбы.

В Узбекистане инновационная деятельность поддерживается государством. Это осуществляется при помощи нормативно-правовой системы, государственных и ведомственных фондов, крупных проектов и инвестиционных программ, налогообложения, а также других инструментов. После достижения независимости одними из первых нормативных документов в этой сфере являются Указ Президента Республики Узбекистан «О государственной поддержке науки и развитии инновационной деятельности» от 8 июля 1992 г. и Постановление Кабинета Министров «О мерах по государственной поддержке развития науки и инновационной деятельности» от 21 июля 1992 г., которые создали основу для стимулирования инновационного развития страны.

В соответствии с Постановлением Президента Узбекистана «О мерах по совершенствованию координации и управления развитием науки и технологий» от 7 августа 2006 г. реформы в области управления и финансирования отечественной науки, сосредоточения ее усилий на приоритетных для страны направлениях были продолжены. Так, важное значение для развития науки и инноваций имело в свое время Постановление Президента Республики Узбекистан «О дополнительных мерах по стимулированию внедрения инновационных проектов и технологий в производство» от 15 июля 2008 г., в соответствии с которым были проведены структурные реформы в системе управления научными исследованиями.

В период 1992-2018 гг. в соответствии с принятыми правовыми актами ответственность за реализацию инновационных проектов по приоритетным государственным программам была возложена на Комитет по координации развития науки и технологий при Кабинете Министров (в последующем переименован в Агентство, с 2018 г. - Министерство инновационного развития), а продвижение наукоемких технологий в производство - на Министерство экономики.

Поэтапное развитие системы управления наукой позволило улучшить механизм продвижения исследований: от фундаментальных и прикладных разработок до инновационных работ, направленных на их практическое применение. Одним из важных инструментов внедрения, а также коммерциализации результатов исследований, обеспечения более тесной связи науки и производства, производителей инновационной продукции и ее потребителей стали ежегодные республиканские ярмарки

инновационных идей, технологий и проектов. В результате было произведено новой продукции более чем 1,0 трлн. сумов.<sup>74</sup>

Принятые за годы независимости меры по формированию инновационной экономики в целом способствовали развитию производительных сил за счет более глубокого использования интеллектуальных ресурсов и результатов фундаментальных и прикладных работ. При этом значительная роль в формировании инновационной экономики принадлежит Академии наук и ее научно-исследовательским институтам, центрам и другим структурам, усилиями которых внедрены в производство многие крупные инновационные проекты.

Государство в последние годы уделяет большое внимание вопросам деятельности усиления роли академической науки в инновационном развитии экономики, повышения престижа и совершенствования научно-инновационной деятельности. Свидетельством повышенного внимания государства Академии наук является то, что уже первая встреча Президента Узбекистана Ш.М. Мирзиёева в качестве главы государства состоялась в конце декабря 2016 г. именно с научным сообществом.

Сразу после этой встречи Премьер-министр Республики Узбекистан А.Н. Арипов, выступая 10.01.2017 г. на общем собрании этой организации, отметил, что в последние годы ученые Академии достигли ряда успехов. Ими получены всемирно признанные результаты по основным отраслям естественных наук: астрономии, физике, математике, химии и др.

В современных экономических условиях важными факторами улучшения конкурентных аспектов любой страны становятся способность создавать новые знания, технологии, процессы, возможности доступа к знаниям и их эффективное коммерческое использование. Научно-техническое развитие многих развитых стран свидетельствует о том, что «пытливая человеческая мысль была способна дойти от первых примитивных орудий труда до мира алгоритмизации и наночастиц, создания современных инновационных компьютерных, супермикрорелектронных, биологических, генно-инженерных, солнечных и других высоких технологий». Инновационная деятельность является основной предпосылкой устойчивого развития современной экономики. Эффект экономики, основанной на инновациях и знаниях, заключается не столько в разработке высокотехнологичной продукции, сколько в ее продуктивном использовании во всех отраслях хозяйственной деятельности. Не случайно американские экономисты признали, что формирование в развитых странах научноисследовательские системы является самым выдающимся событием XX века.

Известный экономист - Р. Нельсон обосновал определение НИС как «совокупности институтов, взаимодействие которых определяет

---

<sup>74</sup> Сапихов Ш. В Узбекистане развивается эффективный механизм внедрения научных разработок в реальный сектор экономики. Электронный ресурс: <http://Uzscience.uz/ru/linkpagesAiew/id/2>.

инновационную деятельность...»<sup>75</sup>. Он рассматривает свободный рынок как основной фактор развития НИС, а также доказывает преимущество рыночных сил при реализации научно-технической стратегии.

По мнению исследователей, национальная инновационная система определяется как «такая совокупность различных институтов, которые совместно и каждый в отдельности вносят свой вклад в создание и распространение новых технологий, образуя основу, служащую правительствам для формирования и реализации политики, влияющей на инновационный процесс. Это система взаимосвязанных институтов, предназначенная для того, чтобы создавать, хранить и передавать знания, навыки и артефакты, определяющие новые технологии» (Metcalfe S., 1995).

В каждой стране инновационные системы имеют свои особенности. В коллективном научном труде известных экономистов Б. Амабля, Р. Барре и Р. Буайе обосновывается невозможность формирования универсальной модели инновационной системы<sup>76</sup>. Ими обосновано экономическое понятие «социальной системы инноваций», в котором учтена зависимость модели НИС от институциональной матрицы государства. В их научном труде рассматриваются четыре типа (модели) социальных инновационных систем: «рыночная» (США, Великобритания), «мезокорпоративная» (Япония), «социал-демократическая» (скандинавские страны), «интеграционноевропейская» (Германия, Франция, Италия) (табл. 2.5).

---

<sup>75</sup> National Innovation systems: A corporative analysis / ed. by R. Nelson. N.Y.: /oxford University press, 1993. - P-14.

<sup>76</sup> Амабль В., Боре Р., Буийе Р. Инновационные системы в эру глобализации. Монография. Париж: Экономика, 1997.

Таблица 1.

Сравнительная характеристика основных форм инновационного развития<sup>77</sup>

Форма инновационного развития и типичные представители (страны и регионы)	Характерные признаки модели
1. Рыночная (США, Великобритания).	Государство осуществляет поддержку реструктуризации экономики при помощи программ стимулирования инноваций. Увеличены инвестиции в образование, создание НИИ и технологических инкубаторов. Инновации проходят апробацию в стартапах. Малый и средний бизнес внедряет более 50% всех новшеств (крупный бизнес - меньше 50%).
2. Мезо-корпоративная (в некоторых источниках - мезо-корпоративная) (Япония, Южная Корея).	Правительство предоставляет финансово-промышленным группам (ФПГ) налоговые льготы, оказывает им содействие в обучении персонала. На долю ФПГ приходится 45% произведенной промышленной продукции и 58% всех расходов на НИОКР. Инновации сразу внедряются в ФПГ (без участия стартапов). В инновационном бизнесе активно участвуют и малые предприятия.
3. Социал-демократическая (скандинавские страны).	Стратегия НИС разрабатывается правительством и Советом по НТП, а ее реализация контролируется Президентом страны. Главная цель НИС рост конкурентоспособности базовых отраслей промышленности и развитие новых отраслей. Правительство оказывает поддержку инноваций на всех стадиях (НИОКР, рисковое финансирование, доступные займы и кредиты, доступ на международные рынки).
4. Интеграционно-европейская (Германия, Франция, Нидерланды, Италия)	Государство стимулирует развитие связей и партнерства, формирует кадровый и информационный потенциал в инновационной сфере. Доля расходов государства в общих расходах на НИОКР более 1/3. Подготовка кадров для инновационной сферы. Государство вкладывает средства в частные исследования и предоставляет им льготы. Бизнес частично инвестирует в государственные научные учреждения. Вузы, НИИ и центры работают в тесном контакте с предприятиями.

Необходимо отметить, что национальные инновационные системы различных государств устроены по-разному и не могут быть повторены в условиях других стран. Каждая страна, которая перешла на инновационный путь развития, имеет одинаковые и отличительные черты формирования НИС<sup>78</sup>.

<sup>77</sup> Там же

<sup>78</sup> Кадыров А.А. Основные направления формирования Национальной инновационной системы Узбекистана. Электронный ресурс. [http://www.innovation.uz/docs/FORMING\\_NIS.pdf](http://www.innovation.uz/docs/FORMING_NIS.pdf). Дата обращения 08.08.2016 г.

«Рыночная» форма инновационного развития (строка №1) характерна тем, что в странах, которые ее применяют, государство воздействует на экономику косвенными методами. Так, в США правительство стимулирует инновационную деятельность при помощи льготного налогообложения инноваций, содействует привлечению инвестиций в сферу образования, способствует созданию научно-исследовательских центров и бизнес-инкубаторов, формирует специальные зоны (стартапы), в которых осуществляется первоначальная апробация инновационных проектов с использованием механизмов рискованного (венчурного) финансирования. Использование данной модели приводит к тому, что инновационное развитие страны происходит преимущественно в рыночных условиях, характеризующихся высоким уровнем конкуренции. Это отражается на эффективности и качестве инноваций на всех этапах от формирования «идей» до выпуска и внедрения (коммерциализации) конечного высокотехнологичного продукта. Характерной чертой данного типа инновационного развития страны является и то, что около 50% всех новшеств реализуют малые предприятия и средний бизнес<sup>79</sup>.

США являлись лидером в мировом инновационном процессе на протяжении многих лет (XX в. и начало XXI в.). Государственная стратегия поддержки инноваций в этой стране включает в себя расширение инвестиций в образование, создание научно-исследовательских центров и технологических инкубаторов. Для этого разработаны и действуют различные государственные программы (Коридор исследований в области наук о жизни - в штате Мичиган, Фонд исследований и разработок технологий XXI века в Индиане. Инвестиционное управление по развитию технологий в Пенсильвании, «Кремниевая долина» и др.).

Мезокорпоративная форма инновационного развития страны (№2) характеризуется тем, что государство активно участвует в реализации научно-технической политики, используя нередко административные меры. Так, в Республике Корея правительство главные усилия направило на поддержку крупных финансово-промышленных групп (ФПК), на долю которых приходится 45% от общего объема производимой промышленной продукции и 58% от всех расходов на НИОКР. Государство оказывает функционирующим ФПК финансовую и налоговую поддержку, нередко в ущерб другим хозяйствующим субъектам, нарушая условия рыночной конкуренции. Кроме того, правительство содействует повышению квалификации и обучению персонала ФПК.

Данная форма инновационного развития, в отличие от «рыночной» формы, является менее устойчивым в долгосрочной перспективе. Крупные гиганты, которыми становятся малые предприятия, менее гибки в маркетинговой политике. Поэтому они подвержены большому финансовому

---

<sup>79</sup> Лебедева Е.А. Недотко П.А. Внедрение изобретений в промышленности США. Роль мелкого исследовательского бизнеса. - М.: Наука. - 1984.



рискам во время глобальных кризисов. Так, например, в 2016 г. крупнейшие судостроительные компании Южной Кореи оказались на грани банкротства, несмотря на активную инновационную деятельность.

Для «социал-демократической» формы инновационного развития (№3) характерным признаком является то, что правительство является инициатором разработки НИС, а затем осуществляет ее поэтапную реализацию на практике (Финляндия, Норвегия, Швеция, Австрия). Характерной чертой этой модели является то, что государство уделяет большее внимание развитию инноваций в базовых отраслях промышленности, а также одновременно в самых доходных и перспективных сферах, связанных с «высокими технологиями».

Интеграционно-европейская модель инновационного развития (№4) характеризуется сравнительно низким участием государства в формировании НИС и функционировании инновационного процесса. В этой форме государство сосредотачивает усилия на укреплении связей и партнерства между всеми звеньями инновационной системы. Правительство создает благоприятные условия для формирования кадрового потенциала и повышения его квалификации, отечественного информационного обеспечения инновационного процесса. Доля расходов государства при проведении НИОКР обычно не превышает 1/3 от всех расходов на научные исследования и разработки.

В Германии правительство приняло на себя роль менеджера, разрабатывающего различные инновационные и другие программы для стимулирования укрепления связей, партнерства, формирования кадрового и информационного потенциала между всеми звеньями инновационной системы. Примечательно, что в этих условиях доля расходов государства в сфере НИОКР составляет около 33%.

Таким образом, исследование зарубежного опыта показывает, что переход на путь устойчивого развития таких высокоразвитых стран, как США, Япония, Республика Корея, ряд государств Европейского Союза и Юго-Восточной Азии, достигнут в основном за счет расширения инновационных процессов прежде всего в отраслях реального сектора экономики.

Эффективный инновационный процесс, коммерциализация технологий и другой наукоемкой продукции возможны в странах со всесторонне развитой инновационной системой, в которой ключевым элементом является государственное участие и поддержка активизации инновационной деятельности реальным сектором экономики и ведущими компаниями. Основой этого интеграционного механизма, обеспечивающего технический прогресс государства и социально-экономического развития общества, является наука<sup>80</sup>.

---

<sup>80</sup> Салихов Ш. В Узбекистане развивается эффективный механизм внедрения научных разработок в реальный сектор экономики. [uzscience.uz/ru/linkpages/view/id/2](http://uzscience.uz/ru/linkpages/view/id/2). Дата обращения 10.08.2016.

По мнению отечественных специалистов, «...НИС - это совокупность хозяйствующих субъектов, взаимодействующих в процессе создания и реализации инновационной продукции (услуг) и осуществляющих свою деятельность на основе соответствующей нормативной правовой базы в рамках проводимой государством политики...»<sup>81</sup>.

На наш взгляд, экономике Узбекистана, исходя из накопленного потенциала и предыдущего опыта развития страны, больше соответствуют инструменты, используемые инновационными формами развития №2 («мезокорпоративная») и №3 («социал-демократическая»). Так, государству целесообразно создать дополнительные стимулы как для крупных предприятий, ассоциаций, корпораций и концернов, так и для малого предпринимательства, а также для вузов и научных учреждений, нацелив их совместную деятельность на непрерывное создание, внедрение и коммерциализацию инноваций; оказать им содействие в повышении квалификации персонала, прививая навыки инновационного развития (идеи мезокорпоративной формы развития).

Вышеперечисленные направления инновационного развития присущи мезокорпоративной форме инновационного развития. При этом стимулы должны охватывать деятельность не только юридических, но и физических лиц, включая самих рационализаторов, изобретателей, сотрудников научных организаций. В Узбекистане могут найти широкое применение идеи из форм инновационного развития №3, включающие ярко выраженную поддержку национальной стратегии и программы инновационного развития со стороны правительства и Президента страны; повышение конкурентоспособности отраслей базовой промышленности (энергетика, цветная металлургия, хлопкоочистка и текстильная отрасль, химическая и нефтехимическая, машиностроение), содействие развитию новых отраслей сферы высоких технологий; поддержку инновационного развития на всех стадиях (от создания инновации до ее внедрения и сбыта на мировых рынках); содействие развитию рискованного финансирования (подключить к финансированию новшеств коммерческие банки. Фонд реконструкции и развития, а также другие источники средств государства и частных лиц, в том числе - средства иностранных инвесторов).

При этом важно правильно определить место и роль государства в инновационном развитии экономики. Можно согласиться с мнением экспертов, утверждающих, что «...с одной стороны, государство должно определять создание экономической среды посредством принятия соответствующих законодательных актов, с другой - функционировать в качестве владельца комплекса производственно-хозяйственных структур и

---

<sup>81</sup> Ибрагимов А., Рашидова Г. Какой быть национальной инновационной системе Узбекистана?// Экономическое обозрение. - №6. - 2010. - С.28.

осуществлять инвестиции в их развитие...»<sup>82</sup>.

Для усиления государственного влияния на инновационный процесс было бы целесообразно создать научно-технический совет (бюро) при правительстве страны, сформировать обстановку прозрачности, альтернативности и отчетности за расходование средств. В связи с этим опыт Японии, Южной Кореи, Китая, Финляндии, а также других стран с ярко выраженной государственной поддержкой инновационного процесса может быть полезен и для экономики Республики Узбекистан. Отдельные механизмы и инструменты других моделей инновационного развития, доказавшие свою эффективность, могут быть использованы и в национальной экономике.

#### **Использованные источники:**

1. Кадыров А.А. Основные направления формирования Национальной инновационной системы Узбекистана. Электронный ресурс: [http://www.innovation.uz/docs/FORMINC\\_NIS.pdf](http://www.innovation.uz/docs/FORMINC_NIS.pdf)
2. Сапихов Ш. В Узбекистане развивается эффективный механизм внедрения научных разработок в реальный сектор экономики. Электронный ресурс: <http://Uzscience.uz/ru/linkpages/view/id/2>.
3. National Innovation systems: A corporative analysis / ed. by R. Nelson. N.Y.: /oxford University press, 1993. - P-14.
4. Амабль В., Боре Р., Буийе Р. Инновационные системы в эру глобализации. Монография. Париж: Экономика, 1997.
5. Лебедева Е.А. Недотко П.А. Внедрение изобретений в промышленности США. Роль мелкого исследовательского бизнеса. - М.: Наука. - 1984.
6. Салихов Ш. В Узбекистане развивается эффективный механизм внедрения научных разработок в реальный сектор экономики. [uzscience.uz/ru/linkpages/view/id/2](http://uzscience.uz/ru/linkpages/view/id/2). Дата обращения 10.08.2016
7. Ибрагимов А., Рашидова Г. Какой быть национальной инновационной системе Узбекистана?// Экономическое обозрение. - №6. - 2010. - С.28.

---

<sup>82</sup> Ибрагимов А., Рашидова Г. Какой быть национальной инновационной системе Узбекистана?// Экономическое обозрение. - №6. - 2010. - С. 30.

**ЯЗЫКОВАЯ ИГРА В ХУДОЖЕСТВЕННОМ ТЕКСТЕ: ПРОБЛЕМЫ  
ИНТЕРПРЕТАЦИИ И ПЕРЕВОДА (НА МАТЕРИАЛЕ  
АНГЛИЙСКОГО ЯЗЫКА)**

*Аннотация: В данной статье рассматривается языковая игра и исследуются проблемы перевода речевой игры на материале романа М. Ю. Лермонтова "Герой нашего времени" и его переводов*

*Ключевые слова: Перевод, художественный текст, языковая игра, игровой эффект*

*Sagatova Sh.B.  
TSDI, Uzbekistan*

**LANGUAGE GAME IN ARTISTIC TEXT: PROBLEMS OF  
INTERPRETATION AND TRANSLATION (ON THE MATERIAL OF  
THE ENGLISH LANGUAGE)**

*Annotation: This article examines a language game and examines the problems of translation of a speech game based on the novel by M. Yu. Lermontov "A Hero of Our Time" and its translations*

*Key words: Translation, artistic text, language game, game effect*

В современной лингвистике заметно усилился интерес к проявлениям творческой функции языка, одним из которых является языковая игра. В этой связи особенно актуальным представляется исследование художественного текста с высокой степенью языковой обусловленности, отличительной чертой которого является ориентированность автора на намеренное моделирование семантических, лексических, синтаксических, словообразовательных, прагматических аномалий. Последние помогают осознать заложенную в системе языка и отраженную в речи противоречивость и неоднозначность функционирования языковых единиц.

Экспериментальные аномалии выступают в качестве художественного языкового эксперимента автора и создают предпосылки для включения рецептора художественного текста в языковую игру. Сложность феномена языковой игры определяет неоднозначность подходов к интерпретации ее сути, механизмов, философской, психологической, социальной, эстетической и собственно лингвистической природы. Обращение к проблеме возможности трансляции языковой игры средствами

другого языка объясняется стремлением лингвистов всесторонне исследовать проблемы индивидуально-авторского словотворчества, отступления от языкового канона, полей нормы и анти-нормы в языке.

Речевая игра, построенная на основе устойчивых сочетаний, поговорок, пословиц, фразеологизмов, строится на асимметрии формы и содержания языковой единицы. При этом автор может нарушить привычное воспроизведение и восприятие знака, что, в свою очередь, порождает эффект парадокса. На лексико-фразеологическом уровне картина игровых новообразований представлена ярко, образно и метко в четырех различных сочетаниях и противопоставлениях формы и семантики: форма изменяется - семантика сохраняется; изменение и формы, и семантики; форма сохраняется - значение меняется; сохранение традиционных плана выражения и плана содержания.

Говоря о переводе элементов речевой игры на английский язык, следует отметить, что желание передать многообразные семантические значения слов влечет за собой определенные переводческие проблемы. В процессе перевода художественного текста должны быть учтены стилистические нормы исходного и принимающего языков. Так, прием стилизации художественного произведения при помощи элементов речевой игры используется писателем намеренно, чтобы более ярко воссоздать образы персонажей, передать их характер, эмоции, переживания в определенной ситуации. Поэтому переводчику следует обращать внимание как на языковую, так и речевую многозначность и провести предварительный предпереводческий анализ художественного текста с учетом биографии, философских воззрений писателя и истории создания произведения, чтобы в дальнейшем правильно интерпретировать имплицитные замыслы автора.

Лексические единицы речевой игры оригинала не всегда совпадают по форме и по значению в обоих языках. Так, «при переводе романа М. Ю. Лермонтова "Герой нашего времени" необходимо учитывать парадоксальность мотива игры, заложенного в структуре романа и усиливающего выразительность художественных образов». По Ю. М. Лотману, «именно игра с ее двуплановым поведением, с возможностью условного перенесения в ситуации, в действительности для данного человека недоступные, позволяет ему найти свою собственную глубинную сущность». Отметим, что М. Ю. Лермонтов дает своим читателям возможность насладиться множеством смыслов и интерпретаций художественного текста. «Игровой эффект» создается не только на уровне сюжета, где игру ведет писатель с читателем или персонажи друг с другом, но и на уровне языка. Именно речевая игра занимает значительное место при построении высказываний персонажей в романе М. Ю. Лермонтова «Герой нашего времени».

Сопоставительный анализ способов передачи речевой игры на русском и ее перевода на английский язык на материале высказываний штабс-капитана Максима Максимыча позволил выявить определенное количество лексических единиц, характерных для военного стиля, что, безусловно, в определенном отношении усложнило работу переводчиков.

1. «Так-с точно» - "Yes, sir, exactly", "Yes, sir, I am"

2. «. ночью сделалась тревога; вот мы и вышли перед фронт навеселе - ".that night there was an alarm, and out we went to the front, half seas over" 2) ".very night there was an alarm. So, we showed up before the ranks on the gay side"

Словаре (название частицы -с) — это сокращение от слова «сударь», «государь», и обычно использовалось после слов «да» и «нет» для того, чтобы выразить почтение к собеседнику. Данная форма была выявлена переводчиками и переведена английским существительным "sir".

В речи Максима Максимыча встречаются сравнения, которые отличаются разговорным характером, например:

1. «... (лошадь) вороная как смоль» - black as coal, black as pitch

2. «.(он) бледен как полотно» - pale as a sheet, white as a sheet

Сравнение «вороная как смоль» является авторским и не совпадает с литературными аналогами. В данном примере речевая игра реализуется на основе замены в литературном сравнении лексической единицы «черный как смоль» на разговорный вариант. Переводчики Дж. Уиздом и М. Мюррей перевели данное сравнение по аналогии с английской идиомой "as black as coal", в то время как М. Паркер предложил дословный перевод.

Анализируя приведенные выше переводы, можно сделать вывод, что не во всех случаях переводчикам удалось уловить некоторые оттенки глаголов русского языка. Например, был снят «военный» оттенок глагола «приказать», который в оригинале употреблен в повелительной форме «прикажите», следовательно, в переводах логично было бы использовать английский эквивалент или соответствующую конструкцию. При переводе глагола «любят» Дж. Уиздом и М. Мюррей не учли то, что глагол "love" употребляется для передачи сильного чувства любви, например, к родине, к матери, поэтому вариант перевода ("like"), предложенный М. Паркером, в данном случае является наиболее удачным.

Таким образом, речевая игра введена в повествование штабс-капитана для создания яркого художественного образа, воздействующего на эмоциональное восприятие читателя. Поэтому при переводе игровых речевых конструкций важно найти переводной эквивалент, который был бы адекватен по значению, стилистической окрашенности и прагматической характеристике переводимой лексической единице.



### **Использованные источники:**

1. Белинский В. Г. Полное собрание сочинений [Электронный ресурс] / под ред. С. А. Венгерова. Т. V. URL: <http://www.vgbelinsky.ru/texts/books/13-5/titles/> (дата обращения: 30.09.2019).
2. Лермонтов М. Ю. Герой нашего времени. М.: АСТ, 2015 год
3. Лотман Ю. М. Структура художественного текста. СПб.: Искусство - СПб, 1998 год
4. Морозкина Е. А. Вариативность перевода «текстовой аномалии» // Сопоставительно-типологический ракурс в исследовании разноструктурных языков: материалы Международной научно-практической конференции (г. Уфа, 23-24 апреля 2018 г.). Уфа, 2018 год

## ЭСТЕТИЧЕСКОЕ ВОСПИТАНИЕ СТУДЕНТОВ НА УРОКОВ РУССКОГО ЯЗЫКА

*Аннотация:* В статье говорится о значении и роли эстетического воспитания для молодёжи, даётся определение эстетического воспитания. Упоминается о том, что эстетическое воспитание – это специфическое средство решения воспитания нового человека в новом обществе.

*Ключевые слова:* искусство, наслаждение, природа, красота, воображение, наблюдательность, эстетика, воспитание, естествонаучный, дисциплина.

*Saidova S. M., Ph. D.  
associate Professor  
Andijan agricultural Institute*

## AESTHETIC EDUCATION OF STUDENTS IN RUSSIAN LANGUAGE LESSONS

*Abstract:* The article talks about the meaning and role of aesthetic education for young people, gives a definition of aesthetic education. It is mentioned that aesthetic education is a specific means of solving the education of a new person in a new society.

*Key words:* art, pleasure, nature, beauty, imagination, observation, aesthetics, education, natural science, discipline.

Эстетическое воспитание – целенаправленное формирование эстетических вкусов и идеалов личности, развитие её способности к эстетическому восприятию явлений действительности и произведений искусства.

В нашем обществе главной целью эстетического воспитания является всестороннее развитие личности, строителя нового общества. Вместе с тем эстетическое воспитание – это своеобразное, специфическое средство решения общей задачи воспитания нового человека.

Многие писатели и учёные видели в искусстве (выдвигая на первый план художественную литературу) эстетику воспитания, как средство

образования, так и орудие нравственного и политического воспитания общества и прежде всего – молодого поколения.

К.Д.Ушинский призывая широко использовать искусство в процессе обучения. Вместе с тем он подчёркивал, что художественное развитие необходимо и для нравственного воспитания детей, ибо всякое искреннее наслаждение прекрасным есть уже само по себе источник нравственного чувства. В настоящее время эстетическое воспитание вбирает в себя высшие, современные достижения педагогики и психологии. Эстетическое воспитание направлено прежде всего на воспитание в человеке гуманистических качеств, интереса и любви к жизни в её многообразных проявлениях эстетическому развитию личности должны быть чужды какая бы то ни было односторонность, узкая ограниченность интересов.

Воспитание способности наслаждаться истинной красотой жизни во всём её многообразии, потребности трудиться на благо общества, стремиться к гармоничному развитию своих способностей призвано облагородить человека.

В настоящее время необходимо воспитывать у молодёжи ощущение красоты самого процесса труда, формировать понимание эстетического характера трудовой деятельности в нашем современном обществе, развивать эстетическое отношение к труду. Именно это создаёт настроение от которого во многом зависят и рост производительности труда и качество продукции. Для эстетически воспитанного человека потребность получать от труда эстетическую радость, делает органически невозможным трудиться некачественно, недобросовестно. Таким образом эстетическое воспитание народа в построении нового государства помогает решать основные задачи в создании нового государства.

Эстетическое воспитание подросткового поколения начинается в раннем возрасте формируется его систематический характер только в общеобразовательной школе и эстетически в вузе. Большие возможности открываются студентам сельхозвуза кроме специальных текстов при изучении текстов на занятиях русского языка, даются также тексты, как «Музыка», «Театры», «Картина Серова «Тройка»,», отрывки из рассказов, романов, например текст «Андрей Соколов» из романа Шолохова «Судьба человека», «Язык великого народа», «Литература России», «Жемчужина узбекской поэзии», «Третьяковская галерея» и т.д. .

Открывая перед студентами двери в мир прекрасного, эстетические темы помогают им ярко и эмоционально воспринимать прошлое и настоящее, глубже познать повседневную жизнь, отличать красивое от уродливого, открывать прекрасные черты в нравственном облике людей.

В учебном вузе также как в школе закладываются основы эстетического воспитания студентов. Особенно больше возможностей открываются при изучении текстов эстетического характера на уроках русского языка, истории, при изучении творчества великих учёных, все

заставляют молодёжь ярче и глубже переживать нравственные поступки и чувства.

Наиболее полное чувство прекрасного, воспитывать у студентов является само учебное заведение. На уроках по всем предметам на занятиях, в лабораториях, экскурсиях, во встречах с деятелями науки, литературы, искусства, с людьми трудовой славы – словом во всех видах разнообразной вузовской деятельности внимания студенческой молодежи постоянно обращать на прекрасное в окружающих предметах и явлениях, в природе, в жизни людей, в искусстве. Под руководством учителя молодёжь учится правильно воспринимать и оценивать прекрасное, воплощать его в своих учебных занятиях, в труде, в поведении и в быту.

Безграничен мир прекрасного, не оставляет здорового человека равнодушным.

Произведения искусства, явления природы и общественной жизни заставляет человека не только радоваться или печалиться, но и глубоко задумываться над этими явлениями. Они расширяют и углубляют познания окружающей действительности, а в конечном итоге мировоззрение и идеалы, убеждения и вкусы.

Из рассмотренной нами можно сделать вывод, что эстетическое воспитание – составная часть воспитания, тесно связанного со всеми другими его сторонами.

Основная его цель – содействовать всестороннему умственному, нравственному, трудовому и физическому воспитанию.

Методические приемы этой работы определяются каждым учителем.

#### **Использованные источники:**

1. Черняховская Л. А. Единицы и связи смысловой грамматики текста.
2. Сборник научных трудов МГИИЯ, выпуск 308, 1998, с. 110-112.

## ЗНАЧЕНИЕ ПОСЛОВИЦ И ПОГОВОРК ПРИ ИЗУЧЕНИЕ РУССКОГО ЯЗЫКА

*Аннотация:* В статье говорится о том, что изучение пословиц и поговорок повысит и расширит знание студентов о мире, будет способствовать нравственному и эстетическому воспитанию.

*Ключевые слова:* пословицы, поговорки, партизаны, частушки, богатство, содержание.

Saidova S. M., Ph. D.  
associate Professor  
Andijan agricultural Institute

## THE MEANING OF PROVERBS AND SAYINGS IN THE STUDY OF THE RUSSIAN LANGUAGE

*Abstract:* The article says that the study of proverbs and sayings will increase and expand students' knowledge of the world, will contribute to moral and aesthetic education.

*Key words:* proverbs, sayings, partisans, ditties, wealth, content.

В настоящее время основной задачей обучения русскому языку является развитие навыков устной и письменной речи на основе современных интерактивных технологий.

Согласно требованиям национальной программы по подготовке кадров студенты должны научиться воспринимать на слух русскую речь, свободно излагать свои мысли на русском языке как в устной, так и в письменной форме.

Основной целью обучения должна быть корректировка и развитие навыков и умений слушания и говорения, чтения и письма; совершенствование монологической и диалогической речи, освоение особенностей официально – делового, публицистического, научного и художественно-стилистической речи.

Немаловажную роль играет и изучение пословиц и поговорок, это повысит и расширит знание студентов о мире, а также будет способствовать нравственному воспитанию и всестороннему развитию личности.

Например возьмём пословицы о науке, о знании:

Век живи – век учись  
Не стыдно не знать, стыдно не научиться  
По речи узнают человека  
Больше науки – умнее руки  
Недочитанная книга всё равно, что неоконченный путь  
Вбитое в голову – незнание  
Кто хочет много знать, тому надо мало спать  
Руки поборют одного, знания – тысячу  
Корень учёных горек, но плод сладок.

О любви к Отечеству:

1. Кто с пользой для Отечества трудится, тот с ним легко не разлучится.
2. Служит так народу, чтоб за него в огонь и в воду.
3. Своя земля и в горсти мила.

О книге:

1. Книга в счастье украшает, а в несчастье утешает.
2. Ум без книги – как птица без крыльев.
3. Хлеб питает тело, книга – разум.
4. Ученье свет, а не ученье тьма.
5. Грамоте учиться – всегда пригодится.
6. Испокон века книга растит человека.

О добром слове:

1. Бритва скребёт, слово режет.
2. За учёного двух неученых дают, да и то не берут.
3. Кто грамоте горазд тому не пропасть.
4. Доброе слово лучше мягкого пирога.
5. Не ножа бойся, а языка.
6. Ветер разрушает, слово народы подымает.
7. Мал язык, да всем телом владеет.
8. Дурное слово делает недругом.

При изучение пословиц и поговорок можно давать различные задания, например:

Из пословиц данных на русском языке и расположенных в левом столбце, можно подобрать синонимические пословицы узбекского языка, расположенных справа.

В споре рождаются истина  
Умей вовремя сказать, вовремя  
смолчать  
Меньше говори, умнее будешь

Haqiqatbaxslarda tug'iladi  
Ko'p so'zning o'zi yaxshi, So'zning  
o'zi yaxshi  
Avvalo o'yla, keyin so'yla



Где много слов, там мало дела  
Дурное слово друга делает недругом

Yaxshi so'z bilan ilonn inidan chikadi  
Yomon so'z bilan musulmon dinidan  
chikadi

В целом, особенностью содержания пословиц то, что они отражают жизнь во всех многообразных ее проявлениях, характеризуют различные жизненные явления и их противоположность.

В пословицах также правдиво и довольно полно отражается народное мировоззрение.

**Использованные источники:**

1. Черняховская Л. А. Единицы и связи смысловой грамматики текста.
2. Сборник научных трудов МГИИЯ, выпуск 308, 1998, с. **110-112.**

## **ВОПРОСЫ СТРАНОВЕДЕНИЯ В ИЗУЧЕНИИ ЯЗЫКА**

*Аннотация: В статье говорится, что лингвострановедческое направление обеспечивает межкультурные связи и взаимоотношения между людьми. Целесообразным являются изучение текстов со страноведческой информацией, кроме того большое значение оказывает включение страноведения в разговорную речь.*

*Ключевые слова: страна, лингвострановедческие, иллюстрации, диалог, изучение, культура.*

*Saidova S. M., Ph. D.  
associate Professor  
Andijan agricultural Institute*

## **QUESTIONS OF REGIONAL STUDIES IN LANGUAGE LEARNING**

*Abstract: The article says that the linguistic and cultural direction provides intercultural ties and relationships between people. It is expedient to study texts with regional geographic information, in addition, the inclusion of regional geography in colloquial speech is of great importance.*

*Key words: country, linguistic and cultural, illustrations, dialogue, study, culture.*

Владея одним и тем же языком, люди не всегда могут понять друг-друга – причиной которого является именно расхождение культур.

Языковые преграды могут и не существовать, а вот препятствием может стать культурный барьер между участниками акта общения. По нашему мнению лингвострановедческое направление в преподавании языков. В первую очередь, может преследовать цель обеспечения межкультурных общений и взаимопониманий между партнёрами.

В формировании духовного мира человека большую роль имеет его социальное окружение – это и политические, и духовные процессы жизни. Многие учёные считают, что одним из первых является проблема социальности психического, многими из них были заложены основы теории «культурно-исторического развития» психики человека. Этим самым было сказано, что человек становится личностью в процессе воспитания. Естественно, воспитание ребёнка проходит через воздействие

национальной культуры, носителями которой являются окружающие люди, т.е. люди хотели бы видеть будущего члена коллектива таким какими они являются сами. В формирование личности мы должны принимать во внимание его физиологические особенности, его темперамент, его способности, его реакции. То есть невозможно понять становление личности в отрыве от культуры социальной общности. Психолог Б.Г. Ананьев говорил по этому поводу: «Личность – это продукт культуры». Если человек усвоил свою национальную культуру и элементы другой культуры, то такого человека социологи назвали личностью на рубеже культур.

На учредительной конференции ассоциации МАПРЯЛ было принято предложение содействовать в связи преподавания русского языка с изучением страноведения. Существовало, и были выпущены много страноведческих учебников.

Изучение языка мы начинаем с чтения текстов. Тесты берём со страноведческой информацией, поскольку у нас сельскохозяйственный институт, мы изучаем как развиваются сельскохозяйственная наука в других странах, где выращивают хлопок, как ведётся работа на фермах. Многие наши студенты съездили в Шотландию, Германию, ознакомились как там ведутся дела в фермерских хозяйствах, как развивается там сельское хозяйство вообще. Эти общения приносят большой успех в усвоение языка (английский, немецкий). Многие студенты ездят в Челябинск для изучения методов выращивания каких-либо овощей, фруктов: как ведутся дела по технологии их сохранения.

Один из важных приёмов изучения языка является включение страноведческих сведений в разговорную речь, особенно при изучении диалогов, которые отражают культуру данных национальностей. Можно использовать учебный диалог «иностранца» и «русского». И здесь можно получить много различных интересных сведений и информацией о стране, в виде ответов на вопросы. Здесь можно отрабатывать повседневно-бытовые темы для адресата национальной культуры.

Конечно, можно включить страноведческие сведения и в грамматические упражнения. Необходимо использовать и иллюстрации,ю которые тоже несут страноведческую нагрузку.

Межкультурная коммуникация. Этим термином обозначается адекватное взаимопонимание двух участников коммуникативного акта, принадлежащим к разным национальным культурам.

Изучая соотношение личности и культуры мы приходим к выводу, что невозможно понять становление личности в отрыве от культуры социальной общности(нации). Каждому преподавателю следует постоянно изучать культуру данного языка который он преподаёт. Потому что личность является продуктом культуры данной нации.

**Использованные источники:**

1. Черняховская Л. А. Единицы и связи смысловой грамматики текста.
2. Сборник научных трудов МГИИЯ, выпуск 308, 1998, с. 110-112.

## **ЗАНИМАТЕЛЬНЫЕ ИГРЫ И ЗАДАНИЯ ПРИ ИЗУЧЕНИИ РУССКОГО ЯЗЫКА**

*Аннотация: В статье говорится о роли занимательных игр и заданий различного рода по развитию речи. Так как всё это поможет развивать познавательную самостоятельность, индивидуальные возможности и способности обучаемых.*

*Ключевые слова: игра, терминология, растения, сельское хозяйство, цветы, деревья, овощи.*

*Saidova S. M., Ph. D.  
associate Professor  
Andijan agricultural Institute*

## **INTERESTING GAMES AND TASKS WHEN LEARNING RUSSIAN**

*Abstract: The article discusses the role of entertaining games and tasks of various kinds for the development of speech. Since all this will help to develop cognitive independence, individual capabilities and abilities of students.*

*Key words: game, terminology, plants, agriculture, flowers, trees, vegetables.*

XXI Век – это век господства интеллектуального богатства. Так как устоявшиеся теоретизированные учебные курсы с жёсткой структурой сегодня не могут соответствовать возросшей познавательной мобильности учащихся. Таким образом, изучение языков сегодня предполагает разнообразие методов обучения с целью повышения заинтересованности студентов в овладении русским языком и стимулирования развития самостоятельного мышления.

Изучаемый нами русский язык является одним из источников неисчерпаемого богатства, так как он один из шести мировых языков, который является также языком народной культуры, просвещения, науки и прогресса.

Занимательные игры делают занятие более разнообразным, эмоциональным, делают возможность многократно повторять изученный материал без скуки и монотонности. И всё это позволяет развивать

познавательную самостоятельность, индивидуальные возможности и способности обучаемых.

1. Например: игра, которая названа условно «лесенка». Нужно образовать лестницу слов по группам: деревья фруктовые деревья, цветы, сельскохозяйственные растения, овощи.

Деревья (сосна, дуб, ель, чинара, карагач, тополь и т.д.);

Фруктовые деревья (вишня, абрикос, яблоня, персик, инжир и т.д.);

Цветы (роза, ромашка, васильки, кала, гладиолусы, лилия, ландыши и т.д.);

Овощи (картофель, лук, тыква, морковь, арбуз, дыня и т.д.).

2. Можно условно назвать игру «Цепочка». Студенты один за другим встают и называют сельскохозяйственные термины один за другим без паузы, по очереди, не повторяясь. Из игры выходят те, кто повторился или остановился. До тех пор игра продолжается пока не остается один студент-победитель. Или, например, студенты выходят к доске и записывают сельскохозяйственные термины. Студенты делятся на две группы. Каждый из представителей групп пишет термины. Игра ограничивается 2-3-мя минутами. Выигрывает та команда, которая успела написать без ошибок наибольшее количество терминов.

3. Другая игра в письменном виде. За одну минуту предлагается студентами написать сельскохозяйственные термины, которые они знают. Победителем считается тот, кто за минуту написал наибольшее количество терминов.

4. Блиц-вопросы:

1. Мы живём на планете (Земля),
2. Растения из которого пекут хлеб (Пшеница),
3. Антоним слова зрелый (незрелый, неспелый),
4. Растение, которое колит (Крапива),
5. Какое растение является «Королевой поля»? (Кукуруза),
6. Из чего ткют хлопчатобумажные ткани? (из хлопка),
7. Из чего делают масло? (из семян хлопка),
8. Из какого фрукта делают красное вино(виноград, вишня),
9. Самое высокое животное.( жираф),
10. Самая маленькая птица в мире (Колибри),
11. Зелёные пигменты растений.(хлорофилы),
12. Травенистое теплолюбивое растение.(хлопок),

5. Подберите антонимы к следующим словам:

Хорошо-плохо                      широкий-узкий

Богатый-бедный

Усатый-безусатый                война-мир

Румяный-бледный

Смеяться-плакать                горе-радость



Белый-чёрный                      женщина-мужчина

б. Составьте с ними предложения. Образец: Полюбил румяный бледную. Полюбил богатый бедную.

Такие задания и различного рода игры на занятиях вырабатывают у студентов навыки самоконтроля и самооценки, и, самое главное, формирование навыков самостоятельного мышления.

**Использованные источники:**

1. Черняховская Л. А. Единицы и связи смысловой грамматики текста.
2. Сборник научных трудов МГИИЯ, выпуск 308,1998, с. 110-112.

*Секлетова Н.Н., к.п.н.  
доцент*

*ФГОБУ ВО «Поволжский государственный университет  
телекоммуникаций и информатики»*

*Россия, г. Самара*

*Куваева Е.Н.*

*старший преподаватель*

*ФГОБУ ВО «Поволжский государственный университет  
телекоммуникаций и информатики»*

*Россия, г. Самара*

*Кондратьев А.И.*

*студент магистратуры*

*ФГОБУ ВО «Поволжский государственный университет  
телекоммуникаций и информатики»*

*Россия, г. Самара*

## **ТЕСТИРОВАНИЕ КАК ИНСТРУМЕНТ ОЦЕНКИ ЗНАНИЙ**

*Аннотация: в статье в уделено внимание обеспечению контроля за усвоением приобретенных знаний при осуществлении обучения в дистанционном формате. Акцентировано внимание, на то, что создание объективной системы оценки качества знаний является основной задачей в области образования. Представлено разное со стороны преподавателей отношение к системе тестирования. Обращается внимание на то, что тесты является средством установления обратной связи с учащимися.*

*Ключевые слова: тестирование, дистанционное обучение, качество образования, уровень знаний, усвоение учебного материала.*

*Sekletova N.N., k.p.  
associate*

*FGOBU in "Volga State University of Telecommunications  
and Informatics»*

*Russia, Samara*

*Kuvaeva E.N.*

*Art Teacher*

*FGOBU in "Volga State University of Telecommunications  
and Informatics»*

*Russia, Samara*

*Kondratev A.I.*

*master's student*

*FGOBU in "Volga State University of Telecommunications*

## **TESTING AS A KNOWLEDGE ASSESSMENT TOOL**

*Abstract: the article in the article focuses on ensuring that the assimilation of acquired knowledge is monitored in a remote format. The emphasis is on the fact that the creation of an objective system of assessment of the quality of knowledge is the main task in the field of education. Different attitudes on the part of teachers to the testing system are presented. Attention is drawn to the fact that the tests are a means of establishing feedback with students.*

*Keywords: testing, distance learning, quality of education, level of knowledge, assimilation of educational material.*

CoViD -19 внес свои коррективы во все жизненные устои общества. Возникшая угроза для жизни и здоровья человечества помимо того, что правительства многих стран сетовали на падение экономики, они в срочном порядке переводили образовательные организации на дистанционное обучение. Решения эти принимались стремительно, времени на рассуждения о том, хорошо это или плохо и какие будут последствия, не было.

Конечно организация дистанционного обучения – это не, что то совершенно новое, но перевод образовательных организаций на эту форму обучения в таких масштабах вызвал панику и смятение.

Внедрение обучения в дистанционном формате требовало и обязательного контроля за усвоением приобретенных знаний. И именно тестирование стало органической частью этого образовательного процесса.

Тестирование является очень важным средством установления обратной связи с учащимися. Обучение становится дифференцированным и лично-ориентированным процессом. Учащиеся получают возможность обстоятельно подойти к демонстрации своих знаний и навыков. При этом для каждого ученика обеспечивается индивидуальный темп обучения. Ну и как следствие оценка уровня знаний происходит без субъективного вмешательства педагога.

Одной из основных задач в области образования, во все времена, является создание объективной системы оценки качества знаний. Тестирование оправдывает себя и однозначно может существовать как один из способов оценки качества. А в период всеобщего обучения в дистанционном формате, тестирование представляет собой универсальный инструмент контроля качества знаний.

Но не все педагоги придерживаются такого мнения. Кто-то справедливо считает, что тест - это упрощенная схема проверки на соответствие объекта заданным параметрам или спецификациям.[1] Так или

иначе, а испытуемый сравнивает свои индивидуальные знания с некими достаточно субъективными эталонами и получает процентную границу, которая отражает уровень его знаний в определенном установленном кем-то шаблоне. Нельзя не согласиться, что государственные органы образования удовлетворит уровень знаний обучающихся соответствующий разработанным Федеральным государственным образовательным стандартам.

Приверженцы тестового опроса обучающихся уверены, что тесты являются наиболее эффективной и объективной формой оценивания знаний, умений и навыков, позволяющей выявлять не только уровень учебных достижений, но и структуру знаний, степень ее отклонения от нормы по профилю ответов учащихся на тестовые задания.[2]

Но вернемся к ситуации, которая сегодня вынуждает внедрять в образовательных организациях дистанционный формат обучения. В какой форме осуществлять контроль знаний обучающихся? Есть ли выбор у педагогов сейчас?

Тестирование в педагогике выполняет три основные взаимосвязанные функции: диагностическую, обучающую и воспитательную.[2]

Рассмотрим основные преимущества и недостатки тестирования.

- это объективный способ оценивания знаний обучающегося;
- своевременная коррекция учебного процесса;
- нахождение всех обучающихся в равных условиях;
- использование вопросов по всему курсу обучения в единицу времени;
- увеличение свободного времени педагога в связи с утратой необходимости проводить и проверять контрольные работы всех обучающихся.

К недостаткам тестирования можно отнести наличие или отсутствие компьютерной техники и программного обеспечения, а следовательно все может «упереться» в отсутствие финансирования.

И все-таки использование тестовых заданий достаточно эффективный способ проверки знаний обучающихся, стимулирующий их подготовку обучающихся к каждому уроку, повышающий мотивацию и тягу к знаниям. Можно говорить об устранении субъективного отношения учителя к ученику и наоборот, а следовательно улучшении психологического климата коллектива.

Как следствие, благодаря информационным технологиям, появляется возможность оперативно получить любую выборку из статистических данных, возможность проанализировать их и при необходимости принять соответствующие меры.

#### **Использованные источники:**

1. Кузнецова В. О вреде аттестаций в общеобразовательной школе [Электронный ресурс]: Электрон. текстовые дан. – Режим доступа:

<https://mel.fm/blog/viktoriya-kuznetsova/73604-o-vryedye-attyestatsiy-v-obshchyeobrazovatelnoy-shkole>, свободный. – Загл. с экрана.

2. Орлова Е.Н. Тест как инструмент оценивания качества знаний. [Электронный ресурс]: Электрон. текстовые дан. – Режим доступа: <https://nsportal.ru/shkola/raznoe/library/2012/08/19/test-kak-instrument-otsenivaniya-kachestva-znaniy>, свободный. – Загл. с экрана.

УДК 004.02:004.5:004.9

*Селиверстова Н.И., канд. социол. наук  
доцент кафедры «Государственное и муниципальное управление»*

*Оренбургский государственный университет*

*Россия, г. Оренбург*

*Абатова М.И.*

*студент 2 курса*

*Институт менеджмента*

*Оренбургский государственный университет*

*Россия, г. Оренбург*

*научный руководитель: Селиверстова Н.И.*

## **РАЗВИТИЕ ВЗАИМОДЕЙСТВИЯ ОРГАНОВ ГОСУДАРСТВЕННОЙ ВЛАСТИ С НАСЕЛЕНИЕМ НА РЕГИОНАЛЬНОМ УРОВНЕ**

*Аннотация: в настоящей статье исследуется модель правового регулирования взаимодействия органов государственной власти и населения на региональном уровне.*

*Ключевые слова: взаимодействие, органы государственной власти, население, правовая регламентация, правовой пробел.*

*Seliverstova N.I., candidate of social Sciences  
associate Professor of the Department of State and municipal  
management*

*Orenburg state University*

*Russia, Orenburg*

*Arbatova M. I.*

*2nd year student*

*Institute of management*

*Orenburg state University*

*Russia, Orenburg*

*research supervisor: Seliverstova N. I.*

## **DEVELOPMENT OF INTERACTION BETWEEN STATE AUTHORITIES AND THE POPULATION AT THE REGIONAL LEVEL**

*Abstract: This article examines the modern model of legal regulation of interaction between state authorities and the population at the regional level.*

*Keywords: interaction, public authorities, population, legal regulation, legal gap.*

Гражданское общество существует в диалектически противоречивом единстве с государством. При демократическом режиме оно тесно



соприкасается и взаимодействует с государством, при авторитарном и тоталитарном режимах пребывает в пассивной или активной оппозиции к государству. В настоящей статье рассмотрены особенности взаимодействия органов государственной власти с населением на примере Оренбургской области.

Законодательством определены формы взаимодействия власти с населением, в свою очередь, соответствующие детерминанты позволяют выделить восемь моделей взаимодействия:

- модель поддержки-в рамках которой государственные органы вносят свой вклад в нормативное и институциональное проектирование неправительственных организаций.;

- модель партнерства-когда государство и его институты согласны с необходимостью и важностью структур гражданского общества и способствуют налаживанию взаимодействия в форме социального диалога и социального партнерства;

- модель архитектора-когда элементы гражданского общества принимают участие в формировании и реализации государственной политики, выявлении социально значимых проблем и путей их решения, реформировании институтов государственной власти, образовании структурных элементов государственных институтов;

- патерналистская модель - при которой государство способствует определенной автономии негосударственных социальных структур при определенных условиях;

- модель, при такой модели все негосударственные структуры рассматриваются исключительно как рычаги влияния правящей номенклатуры по отношению к рядовым гражданам;

- игнорирующая модель-в которой государство не вмешивается, но и не сотрудничает с элементами гражданского общества, такая форма не может носить долгосрочный характер, так как в любом случае расширение интересов одной стороны приведет к переходу к другой модели взаимодействия;

- модель борьбы-когда государство рассматривает негосударственные общественные институты как потенциально опасные с политической и социальной точек зрения, а деятельность соответствующих институтов находится вне досягаемости официальных институциональных связей.;

- модель неповиновения-когда между властью и обществом разворачивается политическая и даже силовая борьба, проявляющаяся в митингах, столкновениях с силовыми структурами, несанкционированных забастовках, мятежах, такая модель развивается в случае утраты легитимности и противоправных действий государства по отношению к своим гражданам.

Кроме перечисленных форм взаимодействия представителей власти с социумом, на современном этапе широкое распространение получают

различные электронные способы и формы коммуникаций в рамках осуществления на региональном, а также муниципальном уровне программы «Электронная Россия».

Обеспечение оптимальной модели взаимодействия государства и гражданского общества в регионах является важнейшим и необходимым условием политической модернизации и демократизации, прямым путем к политической стабильности любого государства, поскольку адекватное взаимодействие сторон основывается на сбалансированном балансе интересов каждой из них, а взаимовыгодное партнерство на основе паритетного социального диалога способствует не только совершенствованию и повышению эффективности социальной политики, но и стабилизации всего общественного бытия в целом.

Следует отметить, что значительным шагом к развитию двусторонней коммуникации между органами власти и населением стало Постановление Правительства РФ от 24.10.2011 № 861 «О федеральных и региональных государственных информационных системах, обеспечивающих предоставление в электронной форме государственных и муниципальных услуг (осуществление функций)». Данным постановлением Правительство утвердило Положение о государственной информационной системе «Единый портал государственных и муниципальных услуг (Функций)», на основании которого ныне действует Портал государственных услуг Российской Федерации.

Подобный ресурс позволяет физическим и юридическим лицам в течение короткого периода времени получать актуальную информацию о государственных и муниципальных услугах, а также о государственных функциях по контролю и надзору. Создание и функционирование вышеобозначенной веб-платформы заложило фактическую основу «общения» между структурами государственной власти и населением, что, без какого-либо преувеличения, является важной вехой прогрессивного развития интернет-коммуникации на территории регионов и России целом.

Однако обозначенная государственная программа ориентирована, прежде всего, на федеральный уровень, без акцента на специфику регионального развития. Углубление разработки проблематики регионов производится через Распоряжение Правительства РФ от 29.12.2014 № 2769-р «Об утверждении Концепции региональной информатизации», где также приоритет установлен на повышение качества жизни населения посредством применения информационно-телекоммуникационных технологий, использование данных технологий в государственном и муниципальном управлении, но параллельно уточняется важность выравнивания уровня развитости информационного общества в субъектах Российской Федерации.

Формирование эффективного взаимодействия организаций гражданского общества и государственных институтов напрямую зависит

от качественных изменений модели государственного управления, в том числе децентрализации, ослабления неэффективных административно-командных и чисто регулятивных методов и так далее.

В настоящее время, отмечается низкий уровень практики взаимодействий населения с властью. Одна из причин - низкая информированность населения, кроме того, частое явление - недоверие населения органам власти, не воспринимают себя субъектами самоуправления, оценивают местное самоуправление как продолжение государственной власти. Низкий уровень доверия населения к местным органам власти, информационная закрытость муниципального управления, коррупционные практики - все это детерминирует высокую степень отчуждения населения от местного самоуправления.

Местное самоуправление имеет решающее значение для развития гражданской свободы, демократии, эффективного развития общества и государства. Рассматривая проблемы взаимодействия муниципальных властей и населения в Оренбургской области, следует отметить, что решение проблем людей в местах их локального проживания в конечном итоге формирует имидж государственной власти в целом, определяет отношение населения к властям, проводимым в стране путем реформ.

Местным органам власти Оренбургской области, должна быть предоставлена возможность фактически распоряжаться муниципальной собственностью, независимость в планировании и управлении развитием территории муниципалитета, право регулировать, использовать и вносить изменения в недвижимость в пределах муниципалитет, право распоряжаться земельными ресурсами внутри муниципалитетов с обязательным соблюдением государственных процедур принятия и внесения изменений в муниципальные правовые акты, установление правил землепользования и застройки, обеспечение гарантий финансовых прав, позволяющих сформировать полноценную, независимую систему самоуправления.

Основываясь на анализе форм непосредственного осуществления населением местного самоуправления, целесообразно реформировать законодательство, обеспечить большую открытость деятельности местного самоуправления, повысить ответственность органов местного самоуправления и его должностных лиц перед населением.

#### **Использованные источники:**

- 1 Конституция Российской Федерации. Принята всенародным голосованием 12 декабря 1993 г. (в ред. от 21 июля 2014 г.) // // Собрание законодательства Российской Федерации. - 1993. - № 4. - Ст. 33.
- 2 Конвенция о защите прав человека и основных свобод. Заключена в г. Рим 4 ноября 1950 г. (в ред. от 13 мая 2004 г.) // Собрание законодательства Российской Федерации. - 2001. - № 2. - Ст. 13.

- 3 Постановление Правительства РФ от 24.10.2011 N 861 (ред. от 18.11.2019) «О федеральных государственных информационных системах, обеспечивающих предоставление в электронной форме государственных и муниципальных услуг (осуществление функций)» [Электронный ресурс] – Режим доступа: [http://www.consultant.ru/document/cons\\_doc\\_LAW\\_120963/](http://www.consultant.ru/document/cons_doc_LAW_120963/)
- 4 Распоряжение Правительства РФ от 29.12.2014 N 2769-р (ред. от 18.10.2018) «Об утверждении Концепции региональной информатизации» [Электронный ресурс] – Режим доступа: [http://www.consultant.ru/document/cons\\_doc\\_LAW\\_173678/](http://www.consultant.ru/document/cons_doc_LAW_173678/)
- 5 Викулова, С.К. Социально-технологический подход к работе с населением в режиме местного самоуправления / С.К.Викулова. – Москва: Проспект, 2015. – 125 с.
- 6 Виссаров, А.В. Общие принципы взаимодействия органов государственной власти и населения / А.В. Виссаров. – Москва: Марийский юридический вестник. 2017.– 150 с.
- 7 Остапец, О.Г. Взаимодействие органов государственной власти и органов местного самоуправления // Государственная власть и местное самоуправление / О.Г. Остапец. – Москва: Юнити-Дана, 2017. – 135 с.
- 8 Татаринова, Г.Н. Управление общественными отношениями / Г.Н.Татаринова. – СПб.: Изд. Дом «Питер», 2015. – 315 с.

УДК 004.02:004.5:004.9

*Селиверстова Н. И., канд. социол. наук  
доцент кафедры «Государственное и муниципальное управление»*

*Оренбургский государственный университет*

*Россия, г. Оренбург*

*Абатова М.И.*

*студент 2 курса*

*Институт менеджмента*

*Оренбургский государственный университет*

*Россия, г. Оренбург*

*научный руководитель: Селиверстова Н.И.*

## **УПРАВЛЕНИЕ ИННОВАЦИОННОЙ ДЕЯТЕЛЬНОСТЬЮ В СФЕРЕ ВЗАИМОДЕЙСТВИЯ ОРГАНОВ ГОСУДАРСТВЕННОЙ ВЛАСТИ С НАСЕЛЕНИЕМ**

*Аннотация: в настоящей статье исследуется возможность применения инноваций в сфере взаимодействия органов государственной власти с населением.*

*Ключевые слова: инновации, взаимодействие, взаимодействие органов государственной власти и населения, правовая регламентация, правовой пробел.*

*Seliverstova N.I., candidate of social Sciences  
associate Professor of the Department of State and municipal*

*management*

*Orenburg state University*

*Russia, Orenburg*

*Arbatova M. I.*

*2nd year student*

*Institute of management*

*Orenburg state University*

*Russia, Orenburg*

*research supervisor: Seliverstova N. I.*

## **MANAGEMENT OF INNOVATIVE ACTIVITIES IN THE SPHERE OF INTERACTION OF STATE AUTHORITIES WITH THE POPULATION**

*Abstract: this article examines the possibility of applying innovations in the sphere of interaction between public authorities and the population on the example.*

*Keywords: innovations, interaction, interaction of state authorities and the population, legal regulation, legal gap.*

Актуальность темы настоящей статьи определена возрастающим интересом общественности к изучению вопросов, касающихся взаимоотношения государственной власти и общества посредством инноваций.

Если непосредственно рассматривать непосредственный уровень отношений государства и гражданского общества, то типология, определяемая на основе трех основных детерминант, достаточно детализирована: сотрудничество; игнорирующий; конфронтация.

В настоящее время законодательство определяет следующие формы взаимодействия: местный референдум (ст. 22); муниципальные выборы (ст. 23); голосование по отзыву депутата, члена выборного органа местного самоуправления, выборного должностного лица местного самоуправления, голосование по вопросам изменения границ муниципального образования, преобразования муниципального образования (ст. 24); сход граждан (ст. 25); другие формы непосредственного осуществления населением местного самоуправления и участия в его осуществлении, не противоречащие Конституции РФ, Федеральному закону и иным федеральным законам, законам субъектов РФ.

Ввиду того, что основной целью государства является сохранение и защита естественных прав человека, а отношения между индивидом и самим государством определяются на договорной основе. В то же время верховенство закона является главным инструментом общественного контроля и регулирования. Однако в таких общественных отношениях приоритет отдается гражданским свободам, а не политическим, моральным и правовым нормам. Влияние государства ограничено конституционными и нормативными документами.

Современная концепция применения инноваций для определения «Государства как платформы» требует определенного переосмысления принципов и подходов к системе государственного управления. Понятие «Государство - это платформа» предполагает: практическое (технологические и управленческие решения) и, условно говоря, метафорическое.

На сегодняшний день поддержка инноваций стала пониматься как общая необходимая функция управления, осуществляемая постоянно и направленная на формирование и развитие долгосрочных, трудно копируемых конкурентных преимуществ. Этот подход активно применяется и в сфере регионального развития. Его значение возрастает в свете современных тенденций перемещения акцентов государственной политики, связанных сактивизацией региональных «точек роста», и обостряющейся на этой основе конкуренцией регионов за участие в реализации федеральных программ, крупных инвестиционных проектов, дополнительные меры государственной поддержки.



Слово инновация означает «новшество», «нововведение», «обновление». Современный мир обладает достаточно развитой сетью коммуникаций, где основополагающую роль занимает информационно-телекоммуникационная сеть Интернет. Если рассмотреть тренды в цифровой трансформации взаимодействия органов государственной власти с населением, то это:

- открытая разработка в государственных отделах и департаментах ИТ;
- открытые государственные данные;
  - машиночитаемые законы;
  - «гособлака»; -
  - единые сайты органов власти; -
  - отказ от внешних подрядчиков ИТ, разработка in-house;
  - реформа госзакупок;
  - приватизация государственных организаций - владельцев ИТ-систем и баз данных;
  - разработка цифровых административных кодексов;
  - построение сообщества государственных ИТ-разработчиков;
  - привлечение специалистов CDO - главных по качеству данных, политике их формирования и внедрению решений, основанных на данных;
  - подготовка кадров и переквалификация.

Однако, далеко не все эти тренды сейчас восприняты и действуют в нашей стране и ситуация с открытостью данных ухудшается, а ведь именно доступность данных в открытом доступе, можно расценивать как одну из основных форм взаимодействия между государством и населением.

Также есть тренды, без следования которым шаг вперед и реальная трансформация вряд ли возможны. К ним относятся, например, изменения системы госзакупок в ИТ, позволяющие работать по гибким методам и ТЗ, приобретать часы работы фрилансеров и формировать команды под проекты, сочетая это с развитием разработки in-house и с развитием разработки на основе открытого кода хотя бы внутри государственных структур.

Помимо перечисленных форм взаимодействия представителей власти с социумом, на современном этапе широкое распространение получают различные электронные способы и формы коммуникаций в рамках осуществления на региональном, а также муниципальном уровне программы «Электронная Россия».

Интернет-порталы органов государственной и местной власти призваны выполнять функции организации и непосредственного осуществления интерактивного взаимодействия с населением и организациями, предоставляя таковым возможность обращения к различным уполномоченным лицам для разрешения своих проблем и вопросов и отслеживания процесса выполнения запросов.

Степень развитости связей, скорость передачи информации, а также при наличии условий расширения прикладного использования ИТ технологий и ежегодно роста запросов населения Российская Федерация вынуждена переходить на электронную систему оказания государственных услуг, последствием чего стало принятие ряда нормативно-правовых актов, формализующих ход освоения новой сферы административной деятельности с целью создания информационного общества.

Изучение моделей взаимодействия государства и гражданского общества позволило рассмотреть актуальные вопросы в функциональном разрезе. Обосновывается, что определение и обеспечение инновационной модели взаимодействия государства и общества является важным условием политической модернизации.

Адекватное взаимодействие сторон посредством инноваций должно быть основано на балансе интересов каждой из них, а взаимовыгодное партнерство на основе паритетного социального диалога способствует не только совершенствованию и повышению эффективности социальной политики, но и стабилизации всего общественного бытия в целом.

Формирование эффективного взаимодействия организаций гражданского общества и государственных институтов напрямую зависит от качественных изменений модели государственного управления, в том числе децентрализации, ослабления неэффективных административно-командных и чисто регулятивных методов и так далее. Взаимодействие государства и населения должно основываться на следующих принципах: общественная активность, партнерство, открытость и ответственность, политическая независимость, предотвращение коррупции, рациональное и сбалансированное развитие, честность.

Следует отметить, что инновационные технологии позволят создать полноценные государственные институты, способные получать информацию на ранней стадии принятия управленческих решений, предлагать альтернативы, осуществлять контроль. Сегодня, актуальны такие механизмы взаимодействия органов власти и гражданского общества, как онлайн консультации, общественные оценки и мониторинг, слушания, информационные запросы в органы государственной власти и др.

#### **Использованные источники:**

- 1 Конституция Российской Федерации. Принята всенародным голосованием 12 декабря 1993 г. (в ред. от 21 июля 2014 г.) // // Собрание законодательства Российской Федерации. - 1993. - № 4. - Ст. 33.
- 2 Конвенция о защите прав человека и основных свобод. Заключена в г. Рим 4 ноября 1950 г. (в ред. от 13 мая 2004 г.) // Собрание законодательства Российской Федерации. - 2001. - № 2. - Ст. 13.
- 3 Викулова, С.К. Социально-технологический подход к работе с населением в режиме местного самоуправления / С.К.Викулова. – Москва: Проспект, 2015. – 125 с.

- 4 Виссаров, А.В. Общие принципы взаимодействия органов государственной власти и населения / А.В. Виссаров. – Москва: Марийский юридический вестник. 2017. № 1 (20). С. 35.
- 5 Остапец, О.Г. Взаимодействие органов государственной власти и органов местного самоуправления // Государственная власть и местное самоуправление / О.Г. Остапец. – Москва: Юнити-Дана, 2017. – 135 с.
- 6 Татарина, Г.Н. Управление общественными отношениями / Г.Н. Татарина. – СПб.: Изд. Дом «Питер», 2016. – 315 с.
- 7 Хачатрян, Г.И. Операционное руководство практики инициативного бюджетирования: пример программы поддержки местных инициатив / Г. И. Хачатрян. – Москва: Проспект, 2017. – 200 с.
- 8 Цветкова, И.В. Реализация проектов внедрения инноваций / И. В. Цветкова. – Москва: Проспект, 2016. – 300 с.

## СТИМУЛИРОВАНИЕ ТРУДА РАБОТНИКОВ ДИСТАНЦИИ ЭЛЕКТРОСНАБЖЕНИЯ ОАО РЖД

*Аннотация:* Данная статья посвящена исследованию организации стимулирования труда работников предприятия «Читинская дистанция энергоснабжения». Проведен анализ динамики основных показателей использования персонала организации и факторов стимулирования труда.

*Ключевые слова:* стимулирование, персонал, мотивация, оплата труда, вознаграждение

*Semyonov A.*

## THE WORK INCENTIVES OF EMPLOYEES DISTANCE POWER SUPPLY RUSSIAN RAILWAYS

*Annotation:* This article is devoted to the study of the organization of labor incentives for employees of the Chita Energy Supply Distance enterprise. The analysis of the dynamics of the main indicators of the use of personnel of the organization and factors of labor stimulation.

*Keywords:* stimulation, personnel, motivation, payment of labor, remuneration

Актуальность рассмотрения проблемы стимулирования труда обоснована тем, что грамотно организованное стимулирование труда является способом управления персоналом организации, что подразумевает под собой деятельность, учитывающую потребности сотрудников, повышение степени удовлетворения трудом.

В данной статье проведен анализ организации стимулирования труда работников предприятия «Читинская дистанция энергоснабжения» филиала ОАО «РЖД», которое является структурным подразделением Забайкальской дирекции инфраструктуры - структурного подразделения Центральной дирекции инфраструктуры - филиала ОАО «РЖД». Сокращенное наименование - Читинская дистанция электроснабжения, телеграфный шифр - ЭЧ-1.

Эксплуатационная длина контактной сети и линий электроснабжения, обслуживаемых дистанцией, составляет 234,6 км от станции Гонгота до станции Тарская.

В состав ЭЧ-1 входят 15 цехов, каждый из которых выполняет определенные функции в обеспечении деятельности предприятия. В составе

Читинской дистанции электроснабжения находятся 5 районов контактной сети (ЭЧК), 5 тяговых подстанций (ЭЧЭ), 2 района электрических сетей (ЭЧС), ремонтно-ревизионный участок (РРУ), дорожная комплексная электротехническая лаборатория (ДКЭЛ) и ремонтно-механические мастерские (РММ).

На рисунке 2.1 представлена организационная структура Читинской дистанции электроснабжения.

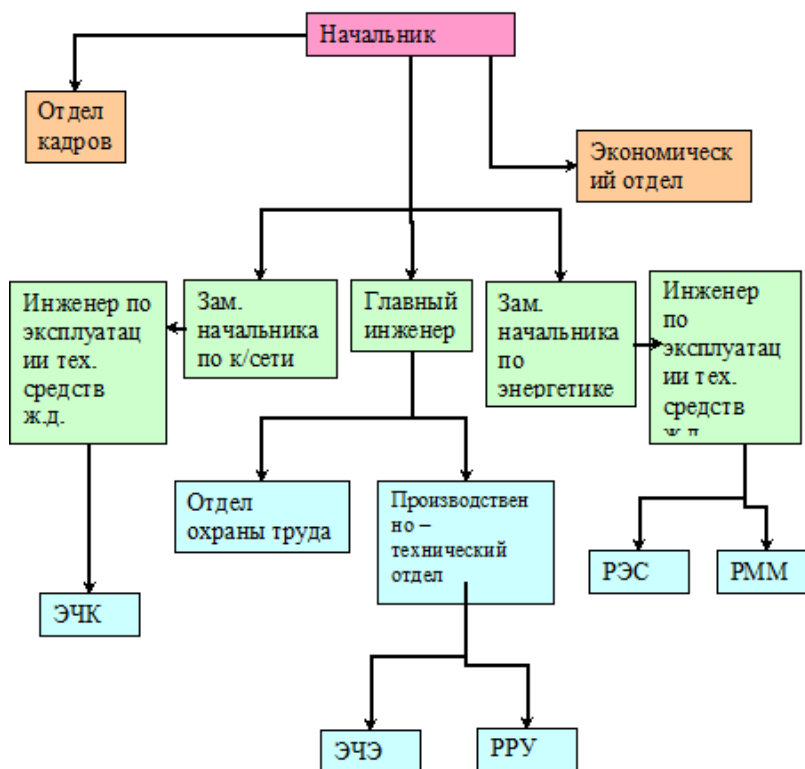


Рисунок 1- Организационная структура управления предприятием

В целом по предприятию среднесписочная численность за 2019 года составила 299 человека, при плановом задании 297 человек. Пересодержание к плану (2 чел.) возникло вследствие превышения численности в инвестиционной деятельности (5 чел.).

Таблица 1- Динамика численности

Показатели	2017	2018	2019	Результат, %		Результат, абс.	
				к плану	к отчету	к плану	к отчету
Контингент - всего, чел	309	297	299	100,7	96,7	2	-10
а) эксплуатация	298	286	282	98,7	94,7	-4	-16
б) прочие	11	11	12	106,1	102,9	1	0
в) строительство	0	0	5				
Фонд заработной платы - всего, тыс.руб	36999,2	35318,0	36644,2	103,8	99,0	1326,2	-355,0
а) эксплуатация	35585,2	34069,0	34596,5	101,5	97,2	527,5	-988,7
кроме того несписочный фонд оплаты труда - всего, тыс.руб	0,0	0,0	0,0			0,0	0,0
б) прочие	1394,5	1246,0	1363,5	109,4	97,8	117,5	-31,0
в т.ч. соц.сфера	0,0	0,0	0,0			0,0	0
в) внереализация	19,5	3,0	1,2	40,0		-1,8	-18
г) чрезвычайные	0,0	0,0	0,0				
д) строительство	0,0	0,0	683,0			683	683
Среднемесячная заработная плата - всего, руб	39913	39683	40898	103,1	102,5	1214	985
а) эксплуатация	39849	39754	40894	102,9	102,6	1140	1045
б) прочие	41015	37758	38957	103,2	95,0	1200	-2058
в) внереализация							
г) строительство							
Среднемесячная заработная плата в сопоставимых условиях	41948		40898		97,5		-1051

По сравнению аналогичным периодом прошлого года среднесписочная численность снизилась на 10 чел. Причиной является содержание в штате машинистов мотовоза в 2018 г. и сокращение численности в 2019 года в соответствии с программой оптимизации (1 чел). В перевозках среднесписочная численность за 3 месяца 2019 года составила 282 человек, при плане 286 человек. По сравнению с аналогичным периодом прошлого года численность уменьшилась на 16 чел. По подсобно – вспомогательной деятельности за 1 квартал 2019 года численность составила 12 человек, при плане 11 человек. Среднесписочная численность электромонтеров контактной сети в основной деятельности за 3 месяца 2019 года составила 69 человека, что на 1 человека больше плана. В перевозках численность электромонтеров контактной сети содержится в плане. Среднесписочная численность электромехаников в основной деятельности составила 87 человек, превышает плановое значение на 1 человека. По сравнению с аналогичным периодом прошлого года численность электромехаников сократилась на 5 человек. Среднесписочная численность электромехаников в перевозках составила 83 человек, что



соответствует плановому значению. По сравнению с аналогичным периодом прошлого года численность электромехаников уменьшилась на 2 чел. Среднесписочная численность за 1 квартал 2019 года по прочим группам составила 142 человек, что соответствует плану. По сравнению с аналогичным периодом прошлого года численность по прочему штату сократилась на 4 человека.

Таблица 2 - Расходы на оплату труда

Элементы затрат	Ед. изм.	Отчет	План	Отчет	Результат, %	Результат, %	Результат,	Результат,
		2018 г.	2019 г.	2019 г.	к плану	к отчету	к плану, +/-	к отчету 2018 г., +/-
Всего расходов:	т.р.	6703	8176	7950	97,2	118,6	-226	1247
Фонд оплаты труда в т.ч:	т.р.	2001	1394	1435	102,9	71,7	41	-566
Списочный	т.р.	1377	1209	1362	112,6	98,9	153	-15
ФОТ несписочный	т.р.							
- выплаты соц. характера	т.р.	94	21	1	4,76	1,06	-20	-93
.- Ипотечная субсидия	т.р.	15	12	14	116,6	93,3	2	-1
- Не входящие в УТО	т.р.	6	4	5	125	83,3	1	-1
- Оплата проезда железнодорожников	т.р.	5	8	3	37,5	60	-5	-2
- ДМС	т.р.	21	31	18	58	85,7	-13	-3
- НПФ	т.р.	483	109	32	29,3	6,6	-77	-451
Отчисления на социальные нужды	т.р.	449	362	419	115,7	93,3	57	-30

Фактические **расходы на оплату труда** составили 36620 тыс. руб. при плановом задании 36287 тыс. руб., получен перерасход в сумме 333 тыс. руб. (100,9 % к плановому значению. Среднемесячная заработная плата у электромонтеров контактной сети за 2019 год составила 33224 руб. По сравнению с аналогичным периодом прошлого года среднемесячная заработная плата возросла на 2566 руб. или 8,3%, при уровне индексации 5,8%. Рост среднемесячной заработной платы к уровню индексации произошел в связи: увеличением выплаты премии на 82 тыс. руб.; выплатой в 1 кв. 2019г. премии из Фонда мастера в размере 57 тыс.руб.; выплатой в 1 кв. 2019г. премии по соревнованию ОАО «РЖД» в размере 200 тыс.руб, увеличением оплаты ежегодных оплачиваемых отпусков на 211 тыс.руб.

Среднемесячная заработная плата за 2019г. электромехаников составила 54417 руб. По сравнению с аналогичным периодом прошлого года среднемесячная заработная плата электромехаников возросла на 4880,3 руб. или 39,8%. Среднемесячная заработная плата по прочим группам за

2019г. составила 36449 руб. По сравнению с аналогичным периодом прошлого года среднемесячная заработная плата уменьшилась на 1848 руб. или 5%.

Кроме того, снижение к плану сложилось по следующим элементам:

- неосвоены бюджетные средства на фонд оплаты труда несписочного состава в сумме 1594 тыс. руб;

- оплата проезда железнодорожников – плановое задание выполнено на 83,9 %, экономия составила 22 тыс. руб., в виду снижения числа перевозок по личным надобностям в пригородном (на 12 тыс. руб.) и в дальнем сообщении (10 тыс. руб.).

По сравнению с аналогичным периодом прошлого года фонд заработной платы в перевозках увеличился на 7031,5 тыс. руб. или на 17,7 %. Наибольший рост фонда заработной платы приходится на элементы:

- НПФ «Благосостояние» увеличение расходов составило 5624 тыс. руб. (325,2% к уровню прошлого года) за счет увеличения числа вступивших участников и увеличения суммы дополнительного пенсионного взноса в НПФ работникам, уволенным в связи с уходом на пенсию (в 2017 году – 4 человека, в 2018 году – 6 человек);

- выплаты социального характера – 639 тыс. руб. или 149,3 % к аналогичному периоду прошлого года за счет увеличения числа работников, уволенных в связи с уходом на пенсию (в 2017 году – 4 человека (1277 тыс. руб.), в 2018 году – 6 человек, сумма выплаты 1930 тыс. руб.);

- списочный фонд оплаты труда рост эксплуатационных расходов составил 101,3 % к прошлому году или 451,5 тыс. руб.

- по ипотечной субсидии увеличение составило 109 тыс. руб. за счет увеличения числа работников, воспользовавшихся выплатой (в 2017 году - 11 человек, в 2018 - 14 человек).

Как и любое предприятие, ЭЧ-1 имеет определенные расходы, связанные с набором персонала. Рассмотрим более подробно состав данных расходов.

1. Для набора персонала используется размещение объявлений в печатных средствах массовой информации. Объявление подается раз в квартал, по мере образования вакансий. Стоимость размещения объявления составляет 2000 рублей. Таким образом, на печатные СМИ расходы составляют  $2000 \cdot 4 = 8000$  рублей.

2. Следующей частью расходов предприятия при наборе персонала является оплата сотрудникам за затраченное время на организации – 5тр. Данная сумма складывается из размера средней заработной платы сотрудника отдела кадров- 20 тр, количество проведенных собеседований – примерно 80-90 собеседований.

3. Третья статья расходов включает в себя возмещение расходов новых сотрудников на прохождение обязательного медосмотра -72000 руб,

эта сумма включает в себя получение справок с ПНД, Наркологического диспансера.

4. Следующая статья расходов включает в себя затраты на профессиональную подготовку, обучение и допуск к работам, связанным с обеспечением безопасности движения поездов- в среднем в год это составляет более 1млн руб. (в среднем 31000 руб. в месяц на человека, учитывая стоимость обучения, проживание, командировочные расходы, заработную плату по ставке ученика);

Таким образом, затраты на укомплектование штата основных профессий в среднем в месяц составляют 1279380 рублей, то есть в расчете на одного человека в среднем выходит 35538 руб.

Нами исследованы различные направления стимулирования труда персонала. При анализе актуального опыта других предприятий мы приходим к выводу о целесообразности о целесообразности внедрения компенсируемого социального пакета работникам Читинской дистанции энергоснабжения ОАО «РЖД».

Мы считаем, что внедрение данного предложения будет способствовать снижению текучести персонала, повышению уровня мотивации, снижению расходов предприятия на расходы, связанные с приемом, адаптацией, обучением нового персонала.

#### **Использованные источники:**

1. Экономика труда и система управления трудовыми ресурсами на железнодорожном транспорте: учеб. пособ. / Л.В. Шкурина, Ю.Д. Петров, Т.С. Брискина и др. - М.: ГОУ «Учебно-методический центр по образованию на железнодорожном транспорте», 2017. 238 с.
2. Положение Читинской дистанции энергоснабжения от 12.07. 2019 г. № ДИОШ 06/22.

*Серова А.С.  
Тольяттинский государственный университет  
Российская Федерация, г. Тольятти*

## **ОСНОВНЫЕ НАПРАВЛЕНИЯ РЕФОРМИРОВАНИЯ НАЛОГА НА ДОБАВЛЕННУЮ СТОИМОСТЬ В РОССИЙСКОЙ ФЕДЕРАЦИИ**

*Аннотация: в статье проанализированы основные направления реформирования налога на добавленную стоимость*

*Ключевые слова: налог на добавленную стоимость, администрирование, правовое администрирование, налог.*

*Serova A. S.  
Tolyatti state University  
Russian Federation, Tolyatti*

## **MAIN DIRECTIONS OF VALUE ADDED TAX REFORM IN THE RUSSIAN FEDERATION**

*Abstract: the article analyzes the main directions of value-added tax reform*

*Keywords: value added tax, administration, legal administration, tax.*

Конституция Российской Федерации (далее - РФ) устанавливает в ст. 57, что каждый обязан платить законно установленные налоги [1].

Налог на добавленную стоимость является одним из самых сложных и молодых для исчисления, понимания и контроля налогом, а отсутствие легального определения не способствует устранению данных трудностей. Но, несмотря на это, он успешно применяется в большинстве стран с рыночной экономикой.

В России НДС введен с 1 января 1992 г. Законом от 6 декабря 1991г. «О налоге на добавленную стоимость». Методологической основой для разработки закона послужила Шестая директива Совета Европейской Экономической Комиссии (далее - ЕЭК) от 17.05.1977 № 77/388/ЕЕС, которая окончательно установила базу современной системы обложения НДС.

К сожалению, к ней российские суды обращаются крайне редко при толковании спорных норм. Поскольку в подавляющем числе решений судов, первоначально ссылаются на национальное право.

Однако, существуют случаи, когда необходимо подтверждение государственного права.

Так в Определении ВАС РФ № ВАС9172/12 [6] суд первоначально дает обоснование на нормах налогового законодательства РФ, и только

после обращается к Шестой директиве ЕЭК, в которой находи подтверждение российских норм.

На сегодняшний день взимание налога на добавленную стоимость регулируется главой 21 Налогового кодекса Российской Федерации.

Основная ставка налога, равна 20 % начиная с 1 января 2019 года, но не так давно действовала стандартная ставка 18 % - с 1 января 2004 года по 31 декабря 2018 года. Также установлена пониженная ставка 10% и специальная 0%.

Преимущества НДС заключаются в следующем:

1. с введением была решена задача универсальности предмета;
2. принцип нейтральности;
3. отсутствует каскадный эффект;
4. равномерность поступления денежных средств в бюджет;
5. потенциально широкая база налогообложения.

Если же говорить о принципе нейтральности НДС, это основополагающий принцип налога на добавленную стоимость, под которым понимается, с одной стороны нейтральность по отношению ко всем товарам и услугам, то есть горизонтальная нейтральность. А с другой стороны - нейтральность по отношению к производителям и продавцам товара и услуги, это вертикальная нейтральность.

Федеральным законом от 03.08.2018 г. № 303-ФЗ [7] устанавливается: в соответствии п. 3 ст. 5 внести изменения в п. 3 ст. 164 НК РФ - повышение базовой налоговой ставки по НДС - с 18% до 20%.

Данные изменения вступили в силу с 01.01.2019. Единственное переходное положение, которое предусмотрел законодатель, определяет, что установленная в п. 3 ст. 164 НК РФ повышенная налоговая ставка по НДС (20%) применяется в отношении товаров (работ, услуг), имущественных прав, отгруженных (выполненных, оказанных), переданных начиная с 01.01.2019 (п. 4 ст. 5 Федерального закона № 303-ФЗ).

Никакими иными переходными положениями либо специальными (конкретизирующими) нормами повышение базовой налоговой ставки по НДС не сопровождается, что предопределило множество «переходных» вопросов у правоприменителей, в том числе в отношении сделок, которые заключены до 01.01.2019 и продолжают исполняться после этой даты.

Рассмотрим некоторые вопросы применительно к повышению базовой налоговой ставки по НДС.

Когда переходить на повышенную ставку? На этот вопрос, казалось бы, есть прямой ответ в п. 4 ст. 5 Федерального закона № 303-ФЗ: 20-процентная налоговая ставка по НДС применяется в отношении товаров (работ, услуг), имущественных прав, отгруженных (выполненных, оказанных), переданных начиная с 01.01.2019 г.

Но на практике все далеко не так просто, как кажется на первый взгляд.

Прежде всего, следует обратить внимание, что переход на повышенную налоговую ставку определяется именно по моменту реализации. Дата выставления счета-фактуры здесь решающего значения не имеет.

Дело в том, что счет-фактура по операциям реализации выставляется не позднее пяти календарных дней считая со дня отгрузки товара (выполнения работ, оказания услуг), со дня передачи имущественных прав - п. 3 ст. 168 НК РФ.

Соответственно, например, при отгрузке товаров в конце декабря 2018 года будет применяться налоговая ставка 18%, несмотря на то, что, возможно, счет-фактура по этой отгрузке будет датирован и выставлен уже после «переходной» даты 01.01.2019.

Но главная проблема в том, что для целей НДС не всегда просто определить - безошибочно и бесспорно - момент отгрузки (выполнения, оказания, передачи) товаров (работ, услуг), имущественных прав.

Минфин РФ и ФНС РФ в унисон заявляют позицию, согласно которой датой отгрузки (передачи) товаров в целях НДС признается дата первого по времени составления первичного документа, оформленного на покупателя, перевозчика для доставки товара покупателю (независимо от того, что договором может быть установлен более поздний момент перехода права собственности на товар) [8].

Если же поставка единицы/позиции товара происходит по частям, например, в связи с большим весом, объемом, сложностью доставки, датой отгрузки считается дата составления первичного документа, оформленного при отгрузке последней такой части [9].

Таким образом, дата отгрузки (передачи) товаров в целях НДС может определяться не только по дате составления товарной накладной, но и, например, по дате составления транспортной накладной при доставке товара покупателю.

Если сначала переходит право собственности на товар к покупателю и только потом этот товар отгружается, то передача права собственности для целей исчисления НДС уже приравнивается к отгрузке.

Также если товар в принципе не отгружается и не транспортируется, но происходит передача права собственности на этот товар, такая передача права собственности также приравнивается к его отгрузке - п. 3 ст. 167 НК РФ.

Но при реализации недвижимого имущества специальное правило - датой отгрузки в целях исчисления НДС признается день передачи недвижимого имущества покупателю этого имущества по передаточному акту или иному документу о передаче недвижимого имущества - п. 16 ст. 167 НК РФ.

По общему правилу дата оказания услуг - это дата, когда подписан акт об оказанных услугах [10].



Но на практике оказание услуги нередко оформляется в два «этапа»: сначала оформляется документ, подтверждающий фактическое завершение того или иного действия исполнителя, а затем - документ, фиксирующий качество, объем и связанную с ними стоимость оказанной услуги (как правило, акт об оказании услуги).

Так, если взять в качестве примера транспортно-экспедиционные услуги, перевозка груза фактически завершена, груз выдан грузополучателю по количеству тарных мест, соответствующие товарная накладная или товарно-транспортная накладная полностью оформлены и подписаны, но по условиям договора транспортной экспедиции грузополучателю предоставляется определенное время для внутритарной проверки груза, и только потом между клиентом и экспедитором подписывается акт об оказании транспортно-экспедиционных услуг. В данном случае считать моментом оказания услуги - подписание акта об оказании транспортно-экспедиционных услуг [18].

По ддящимся услугам (аренда, охрана и др.) датой оказания услуг признается последний день месяца или квартала, в течение которого оказывались такие услуги - письма Минфина России от 05.06.2018 № 03-07-09/3839 [11]; Постановление ФАС Западно-Сибирского округа от 04.07.2012 по делу № А27-12527/2011 [19].

По общему правилу дата выполнения работ - это дата, когда заказчик подписал акт о приемке выполненных работ [12]. Но из письма Минфина России от 30.12.2014 № 03-07-11/68585 [13] следует, что это может быть любой иной первый по времени составления первичный документ, свидетельствующий о передаче результата работ заказчику.

Обратим внимание, в п. 4 ст. 5 Федерального закона № 303-ФЗ переход на повышенную налоговую ставку определяется именно по моменту передачи имущественных прав, а не по моменту определения налоговой базы при передаче имущественных прав - это иногда разные моменты.

Здесь может быть множество вариантов, в зависимости от специфики передаваемых имущественных прав и оформления их передачи. Например, передача имущественного права может произойти в день подписания между сторонами соответствующего договора, а если договор о передаче имущественного права подлежит государственной регистрации, то считается, что передача права происходит в момент такой регистрации - п. 3 ст. 433 ГК РФ.

Отдельно скажем об универсальном передаточном документе (УПД): поскольку он объединяет в себе счет-фактуру и первичный документ по отгрузке (выполнению, оказанию) товаров (работ, услуг), дату его составления по общему правилу следует считать моментом такой отгрузки (выполнения, оказания).

В научной литературе можно встретить позицию, согласно которой повышение налогов относится к числу возможных случаев существенного изменения обстоятельств. Но повышение базовой налоговой ставки по НДС с 18% до 20% нельзя отнести к предусмотренному в ст. 451 ГК РФ существенному изменению обстоятельств.

В некоторых судебных решениях можно встретить позицию, согласно которой повышение налогов само по себе не может являться достаточным основанием для повышения цены по договору, поскольку каждая из сторон договора как налогоплательщик самостоятельно уплачивает налоги; повышение налогов относится к обычным предпринимательским рискам, бремя которых несет каждая из сторон [20].

Минфин РФ «открестился» от вопроса «переходного» определения цены в договорах в связи с повышением ставки НДС, указав, что данный вопрос регулируется нормами ГК РФ, разъяснения, по применению которого к компетенции Минфина России не относятся [14].

Время приобретения впоследствии перепроданных товаров никак не влияет на ставку НДС при перепродаже. Соответственно, ставка НДС 20% применяется и в случае перепродажи после 01.01.2019 товаров, ранее приобретенных до указанной даты с «входящим» НДС 18%.

Если реализация (отгрузка, выполнение, оказание, передача) произошла до 01.01.2019, то при составлении в отношении этой реализации корректировочных счетов-фактур и исправлений к счетам-фактурам должна применяться ставка НДС 18%.

Если реализация произошла после 01.01.2019, то, понятно, нужно применять уже повышенную ставку НДС.

Что касается государственного (муниципального) контракта, то по общему правилу цена является твердой и определяется на весь срок его исполнения [15].

Исключением могут являться только контракты, которые соответствуют критериям, указанным в Постановлении Правительства РФ от 19.12.2013 № 1186 [16], в тех случаях, когда после повышения ставки НДС исполнить их будет невозможно по независящим от сторон обстоятельствам. Но изменить условия таких контрактов можно только на основании решения уполномоченных органов государственной власти или местного самоуправления [17].

В докладе Банка России «об оценке влияния повышения основной ставки НДС на инфляцию», в котором говорится, что повышение основной ставки НДС затронет не все, а только две трети товаров и услуг потребительской корзины, по которой рассчитывается инфляция.

По оценкам Банка России, основное повышение цен в ответ на рост НДС будет происходить непосредственно после изменения ставки - впервые месяцы 2019 года.

Для сохранения объемов рынка и удержания потребителя в новых условиях предприятия могут частично принять на себя дополнительные расходы, связанные с повышением налоговых ставок, без их переноса в конечные цены.

Если в силу действия бюджетного правила, дополнительные поступления от НДС будут трансформироваться в расходы бюджета в том же периоде, это будет оказывать определенную поддержку внутреннему спросу, повышая его платежеспособность.

С учетом переноса НДС годовой темп инфляции достигнет пика в I квартале 2019 г. и временно превысит 4%.

Однако, квартальный темп прироста цен существенно замедлится уже во II квартале 2019 г., а во втором полугодии 2019 г. квартальные темпы инфляции будут вблизи 4%. Но годовая инфляция будет снижаться в течение года довольно медленно.

Подводя итог изменений НДС на 2019г. можно отметить, что стандартная ставка повысилась до 20%.

Законодатель попытался регламентировать переходный момент для предпринимателей с учетом корректировочных счет-фактур, и изменением цены договоров с учетом поднятия цент. Также если договор был заключен в 2018 г. то ставка будет 18%, следовательно, твердую цену договора изменить нельзя.

Однако, как все изменения отразятся на экономическом состоянии, мы сможем сказать поле определенного промежутка времени. Оправдаются ожидания государства в пополнении бюджета, и не нанесет ли это ущерб малому и среднему бизнесу.

#### **Использованные источники:**

1. Конституция Российской Федерации (принята всенародным голосованием 12.12.1993 с изменениями, одобренными в ходе общероссийского голосования 01.07.2020) Поправки, внесенные Законом РФ о поправке к Конституции РФ от 14.03.2020 N 1-ФКЗ, вступили в силу 4 июля 2020 года (Указ Президента РФ от 03.07.2020 N 445) // Официальный интернет-портал правовой информации <http://www.pravo.gov.ru>, 04.07.2020.
2. Налоговый кодекс Российской Федерации (часть первая): федеральный закон от 31.07.1998 № 146-ФЗ // Собрание законодательства РФ от 03.08.1998 № 31 ст. 3824
3. Налоговый кодекс Российской Федерации (часть вторая): федеральный закон от 05.08.2000 N 117-ФЗ (ред. от 01.05.2019) // Собрание законодательства РФ от 07.08.2000 № 32 ст. 3340
4. О порядке представления декларации по НДС, а также журнала учета полученных и выставленных счетов-фактур за 1 квартал 2015 года: Письмо Федеральной налоговой службы от 8 апреля 2015 г. № ГД-4-3/5880
5. О внесении изменений в отдельные законодательные акты Российской Федерации в части противодействия незаконным финансовым операциям:

Федеральный закон от 28 июня 2013 г. N 134-ФЗ (ред. 29.07.2017) // Собрание законодательства Российской Федерации от 1 июля 2013 г. № 26 ст. 3207

6. Определение ВАС РФ от 27.08.2012 № ВАС-9172/12 по делу № А40-65914/11-99-293

7. О внесении изменений в отдельные законодательные акты Российской Федерации о налогах и сборах: Федеральный закон от 03.08.2018 № 303-ФЗ (ред. от 30.10.2018) // Собрание законодательства РФ. - 2018. - №32(часть I). - Ст. 5096.

8. О применении НДС в отношении операций по реализации товаров: Письмо Департамента налоговой и таможенной политики Минфина России от 03.07.2018 № 03-07-11/45885

9. Об определении налоговой база по НДС при реализации котельного энергетического оборудования промышленного назначения: Письмо Департамента налоговой и таможенно-тарифной политики Минфина России от 13.01.2012 № 03-07-11/08 // Налоговые акты для бухгалтера. - 2012. - №5.

10. О моменте определения налоговой база по НДС при оказании услуг: Письмо Департамента налоговой и таможенной политики Минфина России от 05.02.2018 № 03-03-06/1/6340

11. О выставлении счетов-фактур при оказании услуг по сдаче аренды имущества и их регистрации в книге продаж: Письмо Департамента налоговой и таможенной политики Минфина России от 05.06.2018 № 03-07-09/38397

12. Об определении даты выполненных работ и оказанных услуг для целей налогообложения: Письмо Департамента налоговой и таможенной политики Минфина России от 23.01.2017 № 03-07-11/2832

13. О применении налоговых вычетов НДС на основании счетов-фактур, выставленных продавцом товаров до даты перехода права собственности на эти товары к покупателю: Письмо Департамента налоговой и таможенной политики Минфина России от 30.12.2014 № 03-07-11/68585

14. О применении ставки НДС в отношении услуг по определению в аренду имущества, оказанных после 01.01.2019: Письмо Департамента налоговой и таможенной политики Минфина России от 10.09.2018 № 03-07-11/64576

15. О контрактной системе в сфере закупок товаров, работ, услуг для обеспечения государственных и муниципальных нужд: Федеральный закон от 05.04.2013 № 44-ФЗ (ред. 12.05.2019) // Собрание законодательства РФ. - 2013. - №14. - Ст. 1652.

16. Об установлении размера цены контракта, при которой или при превышении которой существенные условия контракта могут быть изменены по соглашению сторон на основании решения Правительства Российской Федерации, высшего исполнительного органа государственной власти субъекта Российской Федерации и местной администрации, в случае

если выполнение контракта по независящим от сторон контракта обстоятельствам без изменения его условий невозможно: Постановление Правительства РФ от 19.12.2013 № 1186 (ред. от 19.05.2015)

17. О порядке применения налоговой ставки по НДС с 01.01.2019 года: Письмо ФНС России от 10.09.2018 № СД4-3/17537

18. Постановление ФАС Московского округа от 31.08.2009 № КА-А40/6905-09 по делу № А40-33682/08-129-108

19. Постановление ФАС Западно-Сибирского округа от 04.07.2012 по делу № А27-12527/2011

20. Постановление Второго арбитражного апелляционного суда от 22.03.2012 по делу №А82-11474/2011

*Сидорова О.В.  
студент магистратуры 2 курса  
кафедра государственного и муниципального управления  
Оренбургский государственный университет  
Россия, г. Оренбург*

## **ИННОВАЦИОННЫЕ ТЕХНОЛОГИИ В ГОСУДАРСТВЕННОЙ СОЦИАЛЬНОЙ ПОЛИТИКЕ В СФЕРЕ ЗАНЯТОСТИ МОЛОДЁЖИ: СОЦИАЛЬНЫЙ АСПЕКТ**

*Аннотация: статья посвящена теме инновационных технологий в сфере занятости молодежи. Актуальность темы настоящей статьи обусловлена тем, что сегодняшнее состояние социальной сферы России во многом определяется социальной политикой государства.*

*Ключевые слова: занятость молодежи, государственная социальная политика, молодежная политика, инновации, инновационные технологии.*

*Sidorova O. V.  
2nd year master's student  
Department of state and municipal administration  
Orenburg state University  
Russia, Orenburg*

## **INNOVATIVE TECHNOLOGIES IN THE STATE SOCIAL POLICY IN THE SPHERE OF YOUTH EMPLOYMENT: SOCIAL ASPECT**

*Annotation: The article is devoted to the topic of innovative technologies in the field of youth employment. The current situation in the social sphere of Russia is largely determined by the social policy of the state.*

*Keywords: youth employment, state social policy, youth policy, innovation, innovative technologies.*

Социальная политика государства - это воздействие государства на социальную сферу общества, его деятельность по удовлетворению социальных потребностей людей, поддержанию приемлемого для общества уровня их жизни, предоставлению социальных услуг населению, обеспечению конституционных социальных гарантий гражданам, оказанию социальной поддержки нетрудоспособным и малообеспеченным слоям общества.

Социальная политика государства рассматривается в связи с социальной сферой общества. То, что социальная политика имеет самое непосредственное отношение к этой сфере общества, не вызывает



сомнений, поскольку основными элементами социальной сферы являются люди, объединенные в социальные общности.

Молодёжь - это особая социально-возрастная группа, отличающаяся возрастными рамками и своим статусом в обществе: переход от детства и юности к социальной ответственности. Государственная молодёжная политика представляет система государственных приоритетов и мер, направленных на создание условий и возможностей, для успешной социализации и эффективной самореализации молодежи, для развития её потенциала в интересах России и, следовательно, на социально-экономическое и культурное развитие страны, обеспечение её конкурентоспособности и укрепление национальной безопасности. Занятость является главным условием и ключевым фактором и инструментом развития экономик разного уровня, получения страной, республикой, областью, предприятием и т.д. нужных конечных результатов, а значит - роста уровня и качества жизни населения, решения социальных, демографических, политических и иных проблем любого цивилизованного государства.

Уникальность значимости занятости в страновом и мировом формате обуславливает постоянный научный поиск новых лучших вариантов развития и совершенствования занятости в теоретическом и практическом ракурсе. В этом контексте несколько сюжетов, знаковых и принципиальных, для данной социально-экономической категории. Еще отчетлива в памяти дискуссия в научных кругах о соотношении труда и занятости. Называя занятость деятельностью, некоторые ее участники практически в понимании приравнивали занятость к труду. Ведь именно труд и только труд, в классической интерпретации - это целесообразная деятельность. Занятость характеризует лишь степень участия в труде как целесообразной деятельности, но сама деятельностью не является [3, С. 17].

Трудоспособные граждане ни в коем случае не должны быть пассивными получателями социальной помощи. Эта категория, наоборот, должна быть активно вовлечена в процессы развития социальной системы и по максимуму решать сложившиеся в обществе социальные проблемы. Заметим, что начало современного этапа в развитии социальной политики связано с проведением рыночных реформ в России и становлением рыночных отношений в 1990-е гг. В качестве основной цели проводимых реформ было провозглашено создание социальной рыночной экономики.

Социальная политика представляет собой систему конкретных мер и мероприятий, направленных на жизнеобеспечение населения. С ее помощью государство обеспечивает минимальный уровень социальных гарантий, создает благоприятные условия для жизнедеятельности людей, поддерживает оптимальные отношения между доходами активной части населения и нетрудоспособных граждан, минимальными размерами оплаты труда, пенсий, стипендий, социальных пособий и величиной прожиточного

минимума, создает условия для укрепления здоровья населения, роста его образованности и культуры, решения жилищных проблем. В целом государственная молодежная политика России имеет существенный ряд отличительных особенностей по сравнению с зарубежным опытом. Она насчитывает уже несколько десятков лет, однако ранее она не была оформлена, вся работа с молодежью проводилась в рамках идеологии и реализовалась партией через все ее механизмы.

Цель современной отечественной молодежной политики - развитие потенциала молодежи в интересах России, т.е. «взросление» в нашей стране происходит посредством привлечения молодых людей к участию в общественно-политических процессах, что приводит к увеличению конкурентоспособности страны. Результатом этой работы является формирование открытой и доступной для молодежи системы поддержки инициатив, направленных на решение задач улучшения качества жизни в России в целом. Следствием данной деятельности является осознание молодым человеком своей полезности, востребованности обществом, предоставление молодежи возможности проявить себя.

В российских условиях проблема социальной политики является особенно актуальной в связи с низким уровнем реальных доходов населения, их чрезмерной дифференциацией, наличием слаботзащищенных слоев населения и высоким уровнем бедности. В сложившейся ситуации возникает необходимость в проведении эффективной социальной политики. В соответствии с ч. 1 ст. 7 Конституции РФ наша страна является социальным государством, политика которого направлена на «создание условий, обеспечивающих достойную жизнь и свободное развитие человека, обеспечение высокого уровня социальной справедливости посредством активной деятельности государства по регулированию социальной, экологической, экономической и других сфер жизнедеятельности общества, установлению в нем социальной справедливости и солидарности, а также ослабление социального неравенства» [1].

Основными направлениями молодежной политики современной России являются: духовно-нравственное воспитание и информирование молодежи о потенциальных возможностях развития. Следует отметить, что такой подход к молодежной политике не охватывает все 100% молодого поколения страны. Он нацелен лишь на ее малую часть - наиболее активную и дееспособную, а также ограниченную возрастными рамками. Фактически незащищенные слои молодого поколения, а также менее активные на своем этапе развития молодые люди - остаются в стороне, пополняя ряды маргинальных элементов.

В данной модели центральным понятием является «социальное государство». Социальным считается такое демократическое, правовое государство, которое способно обеспечить своим гражданам достойный

уровень жизни с помощью механизма социально ориентированной рыночной экономики. Экономической базой государства служит социально ориентированная экономика, которая функционирует на основе сочетания рыночной свободы и государственного регулирования.

Социальное государство немислимо без комплекса институтов социальной поддержки и защиты населения, охватывающего все население. Система социальной защиты полупункциональна. Это говорит о том, что ее основные функции соответствуют социальным рискам, которым индивид или его семья могут быть подвержены в течение всей жизни: безработица, инвалидность, потеря имущества, получения травмы на рабочем месте и т. д.

В России также была поставлена задача построения социального государства, и в настоящее время страна переживает этап развития, на котором проблема формирования научнообоснованной государственной социальной политики приобретает особую актуальность. Опыт государств, относящихся к категории стран «всеобщего благосостояния» чрезвычайно важен при выборе стратегических социальных приоритетов и осуществлении конкретных социальных программ.

В современных условиях ускоренного развития страны и мира наиболее актуальным всё чаще становится вопрос о том, каким будет наше будущее. Когда речь заходит о дальнейшем прогрессивном развитии страны реализация целенаправленной, последовательной и своевременной государственной молодежной политики выступает на первый план и приобретает особую значимость. Такое внимание к воспитанию полноценных граждан страны, способных анализировать информацию, открыто выражать своё мнение, делать осознанный выбор, быть социально активными обусловлено рядом причин, среди которых защита национальных интересов нашей страны и национальная безопасность [30, С. 56].

Государственная молодежная политика в России по сравнению с другими социально-экономическими направлениями финансируется по остаточному принципу. При условии такого финансирования поставленные цели являются не достижимыми. Одна из основных задач, а именно «создание условий» оказывается непосильной в условиях современного развития государства. Поскольку молодежь - самая прогрессивная часть общества и для создания необходимых условий для успешной социализации молодежи необходимы такие же прогрессивные методы работы с ней. Крайне важным является создание и совершенствование существующих государственных учреждений по делам молодежи, реализующих государственную молодежную политику в регионах РФ.

Необходимое условие стабилизации ситуации на молодежном рынке труда - формирование государственного заказа на обучение профессиям, востребованным в данный момент. Государственная поддержка, в том числе

должна быть направлена на создание гибких графиков и режимов работы для лиц, совмещающих трудовую деятельность с обучением в образовательных организациях. Одним из вариантов трудоустройства молодежи может быть обращение в службы занятости населения. Необходимыми мерами являются налаживание связей между центрами занятости и работодателями, помощь в поддержании диалога между потенциальным работодателем и работником. В содействии такого рода крайне нуждаются молодые специалисты, плохо ориентирующиеся в трудовом законодательстве, не имеющие ни опыта работы, ни опыта общения с работодателем.

Для повышения уровня занятости молодежи необходима политическая и экономическая стабильность, комплексный подход к решению проблемы. Только совместные действия всех уровней власти могут дать ощутимые результаты. Для усиления социальной защищенности молодых людей в некоторых муниципальных образованиях уже приняты постановления о квотировании рабочих мест для молодежи. Однако вследствие отсутствия закона о квотировании рабочих мест для молодежи социально незащищенным категориям молодых людей не гарантируется получение рабочих мест. В системе занятости молодежи характерной является частичная или скрытая безработица, когда работодатель дает возможность трудиться неполный рабочий день, неделю или официально не регистрирует работника [27, С. 65].

В стратегическом плане речь идет о подготовке поколения людей, способных наращивать финансово-экономические, научные, образовательные, социально-политические, культурные и духовные ресурсы страны. Создание специальных молодежных организаций для решения проблемы занятости. Сегодня социальные предприятия для молодых людей - реальное явление на молодежном рынке труда. Несмотря на то, что действуют они в различных секторах и отраслях экономики, решаемые ими задачи дают основание выделить данные предприятия в отдельную категорию.

При создании социальных предприятий приходится преодолевать целый ряд проблем, связанных с неопределенностью их правового статуса. Вместе с тем одной из задач создания данных организаций является выполнение важнейших социальных функций: создание рабочих мест для подростков и молодежи дает им возможность сочетать работу с учебой, определиться с выбором профессии, приобрести опыт трудовой деятельности. Организуя подготовку и обучение молодых работников, предприятие как бы включается в реализацию социальной молодежной политики. Поэтому важно создавать и развивать такие механизмы, которые позволили бы молодежи не только зарабатывать, но и учиться новой, интересной профессии, приобретать знания и опыт [8, С. 71].

Основные направления и приоритеты государственной молодежной политики включают широкий взаимосвязанный круг процессов и явлений: общие задачи государственной политики; возможности и ресурсы государственной власти; содержание и направленность социальной политики, реализуемые социальные программы; уровень развитости государственной молодежной политики; этапы жизненного пути молодежи; реализация прав молодого человека как гражданина; характер процессов включения в трудовую и общественную жизнь.

Необходимость формирования современной законодательной базы в области государственной молодежной политики определяется сохранением, а нередко и нарастанием целого ряда социальных проблем молодежи, что негативно отражается на социально-экономическом и культурно-духовном аспектах ее жизнедеятельности и перспективах ее развития. Предпринимаемые меры по повышению образовательного уровня молодежи, ее трудоустройству, решению жилищных проблем, развитию разносторонних способностей молодых людей недостаточно эффективны в силу слабой координации этих мер, их частичного характера и недостаточной правовой обеспеченности.

Инновация - нововведение в области техники, технологии, организации труда или управления, основанное на использовании достижений науки и передового опыта, обеспечивающее качественное повышение эффективности производственной системы или качества продукции. Инновация – это не всякое новшество или нововведение, а только такое, которое серьезно повышает эффективность действующей системы.

Инновационные социальные технологии направлены на качественные изменения в различных сферах деятельности, на формирование социальных систем и отношений; при их разработке необходимо руководствоваться следующими базовыми принципами: ориентироваться на обновление и трансформацию организации, ее связей с внешней средой; определять стратегические цели организации и работать на пределе возможного; проводить серии инновационных семинаров, организуя их по принципу «пульсирующего ритма», с небольшими перерывами между сериями и интенсивным взаимодействием консультантов и слушателей семинаров; анализировать и проводить оценку результатов предшествующих инноваций, стимулировать мотивации к дальнейшим позитивным изменениям - так называемый принцип «кумулятивной мотивации»; интегративно формировать реальную стратегию деятельности, с учетом результатов каждого этапа работы и их соотношением с концепцией обновленного развития; проводить изменения в учреждении, организации содержания их деятельности за счет изменения отношения сотрудников к нововведениям, выращивать «инновационное ядро» коллектива, готовое выполнять роли и задачи носителя и локомотива нововведений.



Говоря о инновациях в области занятости молодежи, следует отметить, что политика в области обеспечения достойного труда для молодежи требует долгосрочных, решительных и согласованных действий, охватывающих широкий диапазон стратегий и программ; с одной стороны, комплексная стратегия должна стремиться к росту и созданию рабочих мест, с другой стороны, необходимы целевые мероприятия, чтобы помочь молодым людям преодолеть определенные барьеры, с которыми они сталкиваются при вхождении на рынок труда. Развитие партнерских отношений в плане расширения инвестиций и повышения согласованности в разработке и осуществлении политики в области занятости молодежи.

Важную роль в реализации принципов достойного труда в сфере занятости молодежи играет система социально-экономического партнерства, которая представляет собой совокупность институциональных элементов регулирования молодежного сегмента рынка труда со свойственными ему признаками системности, характеризующимися целостностью и единством принципов, целей и задач. Повышение совокупного спроса является ключом к решению кризиса в сфере занятости молодежи. Поэтому, создавая стратегии обеспечения занятости молодежи крайне важно привязывать их к макроэкономической и отраслевой политики, однако, слишком часто меры, которые направлены на увеличение спроса на рабочую силу недостаточно реализуются. Довольно редко можно найти полный набор политических приоритетов, целей и результатов, направленных на повышение эффективной молодежной занятости. Реформирование системы образования молодежи, структуры образования, содержания обучения и подготовки кадров происходит практически во всех странах [5, С. 34].

Несмотря на рост уровня образования, эффективной занятости зачастую препятствует низкая квалификация или отсутствие опыта и навыков у молодых работников, которые не совпадают с требованиями рынка труда. Развитие навыков молодых работников все чаще рассматривается в контексте создания условий для роста числа рабочих мест и инструмента для решения проблем неравенства. Более высокий уровень образования повышает производительность труда и таким образом, способствует более высокому уровню экономического роста.

Стратегический и систематический процесс, посредством которого на рынке труда определяется потребность к профессиям, навыкам и специальностям, помогает избежать возможных пробелов между спросом и предложением. Отсутствие полной и достоверной информации о рынке труда является одной из проблем, с которой сталкивается молодежь. МОТ была разработана программа «Навыки для торговли и диверсификации экономики» (STED), которая может помочь провести профессиональную оценку, необходимую для определения наиболее эффективной стратегии



обучения навыкам и умениям для работы и выхода на рынок труда и необходимым для роста во всех секторах экономики.

Современной экономике нужны работники с более высокими и более гибкими навыками, а также образование и непрерывное обучение являются решающими факторами успеха работника на рынке труда на современном этапе. Основными целями программы STED, разработанной МОТ являются:

- рост экспорта и диверсификации экономики, способствующий созданию большего числа качественных рабочих мест;

- заинтересованность работодателей в найме работников с необходимыми для их организации навыками и приобретение работниками профессиональных навыков, способствующих эффективной занятости.

Основные последствия политики и программ для содействия обеспечению достойных рабочих мест для молодежи можно обобщить и выделить следующим образом:

- В стратегиях по содействию занятости молодежи должны сочетаться и взаимодействовать макроэкономическая политика, политика труда и занятости и другие меры, специально ориентированные на молодых людей, особенно находящихся в наиболее неблагоприятном положении [9].

- Политика должна включать в себя финансовые стимулы, поддерживать развитие инфраструктуры и развития, позволяя предприятиям, функционирующим в секторах с высоким потенциалом занятости помочь улучшить результаты в области занятости молодежи.

- Сочетание инвестиции в инфраструктуру с политикой на рынке труда будет способствовать росту как количества, так и качества рабочих мест для молодежи. Комплексные пакеты программ активной политики на рынке труда, которые нацелены на «неблагополучную» молодежь может помочь в переходе от школы к работе.

- Увеличение государственных инвестиций, социальных пособий и активной политики на рынке труда оказывает влияние на уровень занятости среди молодежи, в частности, с точки зрения их участия на рынке труда.

- Целевая политика и целевые мероприятия для поддержки перехода молодых работников в формальный сектор экономики дают лучшие результаты, если они осуществляются в рамках макроэкономической политики и включают в себя мероприятия по улучшению правовых и административных требований к предпринимательской деятельности, реформы по повышению качества занятости молодежи путем обеспечения доступа к правам на работу, улучшения условий труда и социальной защиты.

На национальном уровне можно выделить следующие крупные блоки направлений реализации стандартов достойного труда для молодежи: институциональный блок, экономический блок, организационный, информационный, социокультурный. Прежде всего следует отметить, что ключевым направлением выступает обеспечение доступа к рабочим местам,

во-первых, за счет расширения спектра рабочих мест; во-вторых, обеспечения соответствия спроса и предложения труда молодежи в профессионально-квалификационном и отраслевом разрезах.

Стратегии по содействию занятости молодежи должны быть четко сформулированы и сочетать в себе меры макроэкономической политики, политики занятости, концепции достойного труда и мероприятия в частности, ориентированные на молодых людей, находящихся в наиболее неблагоприятном положении. В то же время, для обеспечения устойчивого спроса на рабочую силу, необходимо уделять большое внимание взаимодействию между экономическим и отраслевым ростом, размеру и технологии предприятия.

Следующим важным направлением в рамках институционального блока выступает совершенствование мер правового и административного характера, ориентированных на продвижение стандартов достойного труда для молодежи. Эти меры могут касаться повышения качества занятости молодежи, обеспечения лучших условий труда, а также расширение доступа к социальной защите прав молодых работников на рабочем месте [6, С. 44].

Совершенствование законодательного регулирования новых форм занятости, в которые в большей степени включена молодежь, также будет способствовать повышению гарантий занятости и социальной защищенности. Условием обеспечения эффективного механизма реализации принципов достойного труда в сфере занятости молодежи является развитая институциональная структура регионального рынка труда молодежи, основанная на взаимодействии формальных и неформальных институтов посредничества в системе трудоустройства. Основу реализации формальных институтов составляют регулятивные законодательные нормы сферы взаимодействия субъектов социального партнерства, а неформальные институты посредничества предполагают согласование интересов, потребностей и ценностных ориентаций субъектов партнерства.

Главную роль в институциональной структуре социально-экономического партнерства на молодежном сегменте рынка труда играют формальные институты посредничества, представленные такими субъектами, как государство (органы законодательной и исполнительной власти федерального и регионального уровня, государственные службы занятости), образовательные учреждения, центры содействия трудоустройству выпускников, частные агентства по трудоустройству (кадровые и рекрутинговые агентства), наемные работники, работодатели.

В качестве неформальных форм посредничества выступают прямая помощь при устройстве на работу, протекция; рекомендация; профессионально-знакомственное трудоустройство, а также обращение в СМИ, к социальным сетям и посредничество общественных организаций.

Паритетный симбиоз формальных и неформальных форм социально-экономического партнерства в сфере содействия трудоустройству молодежи может выражаться в практике организации социальными партнерами совместных мероприятий. Кроме того, обеспечению эффективной занятости каждого конкретного сегмента молодежного рынка труда может способствовать реализация адресных программ, направления которых должны быть выработаны с учетом принципа социально-демографической сегментации рынка молодежи. К одному из направлений, которое можно рассматривать в рамках разных блоков относится совершенствование системы профессионального образования молодежи, большая ориентация на потребности рынка труда, на современные тренды социально-экономического развития; формирование потребности в непрерывном образовании.

Совершенствование прогнозов развития сферы образования и профессионально-квалификационного среза спроса на труд. Такой подход будет способствовать сглаживанию структурных диспропорций в молодежном сегменте рынка труда. Важной задачей в области реализации принципов достойного труда в сфере занятости молодежи, обозначенной в Стратегии молодежной политики до 2025 года, является обеспечение экономической конкурентоспособности молодежи. Данная задача включает в себя такие элементы как [10]:

- развитие трудового потенциала, создание высококвалифицированных рабочих мест;
- обеспечение адаптивности к изменяющейся экономике;
- развитие производительности труда и трудовых компетенций;
- минимизация утечки и потерь трудового капитала (за счет эмиграции, смертности, преступности и отбывания сроков заключения и т.д.);
- способность строить и реализовывать карьерные стратегии в условиях неопределенности.

Для обеспечения развития инновационной экономики молодежь должна стать основным объектом для инвестиций в человеческий капитал. Молодым людям необходимо создать условия и возможности для позитивного развития, предоставив дополнительные возможности для профессиональной и творческой самореализации, обеспечив территориальную, включая образовательную, мобильность, настроив работу «социальных лифтов». При всей тяжести нынешнего положения, вообще, и молодежи в частности, надо видеть, что молодежь обрела большую меру свободы как необходимое условие для плодотворной деятельности, самоопределения и самоутверждения, экономическую свободу, свободу политических убеждений, гражданские свободы, свободу философских убеждений, свободу вероисповедования. Имея эти предпосылки, новое поколение сегодня уже вступает в практическую жизнь.

Молодые люди играют важную роль в президентских выборах, и, по их мнению, выбирают не столько личность, сколько приемлемый себе образ жизни. С другой стороны, сегодняшнее поколение молодежи не несет в себе по большому счету достаточный потенциал для восстановления России. Процесс социальной адаптации юношества протекает чрезвычайно неравномерно и противоречиво. На фоне реформ последних лет происходили важные сдвиги в общественном сознании молодежи. Притом, что в молодежной среде выше уровень социального оптимизма и более высока готовность к жизни и работе в новых условиях, рост недовольства качеством жизни в последние годы стал ощутимее. Активизировались установки на обеспечение социальных гарантий, работу на государственных предприятиях и в учреждениях, на стремление иметь хотя и не слишком большую, но гарантированную зарплату [3, С. 28].

Технико-технологическая модернизация производства на основе роботизации и цифровизации в сочетании с развитием самостоятельности и ответственности работников на всех уровнях организационной иерархии также будет способствовать повышению привлекательности труда, особенно для молодого поколения. В свою очередь привлекательная, творческая работа актуализирует мотивы развития человека в сфере труда.

Цифровизация производства чаще всего рассматривается в контексте создания в России высокопроизводительных рабочих мест и роста производительности труда. Однако цифровизация решает не только эту, но и другую более глобальную задачу, связанную с формированием нового образа труда, новых трудовых ценностей. Цифровизация производственных и управленческих процессов существенно меняет характер труда даже на традиционном рабочем месте. И не только потому, что она реально облегчает труд, но, в первую очередь, потому, что интеллектуализирует его, делая более творческим и привлекательным для человека, особенно для молодежи. Не секрет, что слабая привлекательность, падение престижа многих традиционных производственных, в первую очередь технических специальностей являются тормозом для вовлечения молодых специалистов, выпускников вузов в реальную экономику.

Цифровизация производственных процессов в реальном секторе экономики, безусловно, усилит привлекательность для молодежи современных промышленных предприятий. В сознании россиян происходит трансформация трудовых ценностей, образа труда как такового. Снижение ценности труда в обществе в значительной степени обусловлено сложившимися негативными социальными практиками, серьезными кризисными явлениями в экономике и социальной жизни. Но одновременно факторами позитивной трансформации являются те глубокие изменения, которые происходят в сфере технологий, особенно в связи с цифровизацией экономики, средств коммуникации, общества в целом.

Опросы общественного мнения фиксируют девальвацию образа человека труда. Для значительной части населения человек труда перестал быть образцом для подражания. Не отвечающий трудовому вкладу низкий размер вознаграждения во многих видах экономической деятельности и, одновременно, нескромные доходы работников ресурсодобывающих и ряда других отраслей экономики; регулярно возникающая в публичном пространстве информация о стремительном обогащении вчерашних скромных служащих деформируют массовое сознание, определяют новые ориентиры и приоритеты, в том числе и в сфере труда. Тем не менее, надо признать, труд как таковой для большинства населения остается внутренней потребностью, сферой самореализации. Он по-прежнему составляет материальную основу существования индивидов, социальных групп, общества в целом.

Основными факторами, повышающими привлекательность труда в сфере общественного производства, как показали результаты опросов населения, выступают: «хороший коллектив» и «добрые отношения с коллегами по работе» (благоприятный социально-психологический климат); «удобный режим, график работы»; «возможность смены видов деятельности». К факторам, снижающим привлекательность труда, судя по результатам опроса, относятся: «отсутствие перемен на рабочем месте, связанных с внедрением новых технологий»; «плохие условия труда»; «несправедливая оплата труда»; «интенсификация труда без адекватного увеличения его оплаты».

Для работников привлекательность труда, в том числе и в рамках традиционного трудового коллектива, усиливается в случае появления на рабочем месте различных цифровых технологий. Стремительное вторжение цифровых устройств в повседневную жизнь в виде, прежде всего, домашних компьютеров, смартфонов и пр. создало предпосылки для развития интереса к цифровым технологиям и мотивацию к их освоению.

Дополнительным стимулом к развитию цифровых навыков стало открытие для населения электронного доступа к государственным и социальным услугам, перевод в электронную форму расчетов по заработной плате, при покупке товаров и услуг, расчетов с организациями ЖКХ. Простейшие цифровые технологии, используемые на бытовом уровне, становятся прологом к развитию более сложных цифровых компетенций, наличие которых является фактором повышения конкурентоспособности человека на рынке труда, что не может не влиять на трудовые ценности населения.

Представляется, что дальнейшая трансформация трудовых ценностей и образа труда как такового будет идти по линии формирования уникальных цифровых компетенций, образования компонент сетевого человеческого капитала в различной конфигурации. Двигателем этого процесса станет постоянно воспроизводимое противоречие между ростом уровня и



масштабов цифровизации отдельных сторон жизнедеятельности социума и степенью готовности человека к эффективному функционированию в условиях, когда цифровое пространство становится частью экономической и социальной среды, а традиционные формы коммуникации дополняются сетевым взаимодействием в онлайн-пространстве.

**Использованные источники:**

- 1 Конституция Российской Федерации: принята всенародным голосованием 12 декабря 1993 года // КонсультантПлюс [Электронный ресурс]. – Режим доступа: <http://www.consultant.ru>
- 2 Василевич, С. Г. Государственное управление. Проблемы и пути повышения эффективности : монография / С. Г. Василевич. – Москва : Юнити-Дана, 2019. – 544 с.
- 3 Веричева, О. Н. Инновационные технологии в социальной работе с молодежью: теоретико-методологические аспекты / О. Н. Веричева. – Москва : Омега-Л, 2017. – 182 с.
- 4 Веричева, О. Н. Инновации в технологии социальной работы с молодежью / О. Н. Веричева. – Москва : Проспект, 2016. – 175 с.
- 5 Железняк, М. И. Совершенствование социально-экономического партнерства на молодежном сегменте рынка труда: институциональные формы и механизм реализации / М. И. Железняк. – Москва : Проспект, 2015. – 180 с.
- 6 Меняев, М. Ф. Управление проектами / М. Ф. Меняев. – Москва : Омега-Л, 2015. – 212 с.
- 7 Наумов, С. Ю. Государственное и муниципальное управление / С. Ю. Наумов, Н. С. Гегедюш, М. М. Мокеев. – Москва : Дашков и К, 2016. – 556 с.
- 8 Оганян, К. М. Инновационные методы практики социальной работы / К. М. Оганян. – СПб: СПбГЭУ, 2016. – 158 с.
- 9 Распоряжение Правительства РФ от 29.11.2014 N 2403-р «Об утверждении Основ государственной молодежной политики Российской Федерации на период до 2025 года». – Режим доступа : <http://docs.cntd.ru/document/420237592>
- 10 Стратегия развития молодежи Российской Федерации на период до 2025 года. – Режим доступа: <http://www.vmo.rgub.ru/files/project-937-2.pdf>



*Согомонян М.Р.  
студент магистратуры  
кафедры управления персоналом  
Забайкальский государственный университет*

**УПРАВЛЕНИЕ ПРОЦЕССОМ АДАПТАЦИИ ПЕРСОНАЛА ОТДЕЛА  
ГОСУДАРСТВЕННОЙ КАДАСТРОВОЙ ОЦЕНКЕ  
«ЗАБГЕОИНФОРМЦЕНТР»**

*Аннотация: В статье исследовано понятие адаптация сотрудников на примере отдела государственной кадастровой оценки «ЗабГеоИнфорЦентр». Рассматриваются определения адаптации. Рассмотрены функции, выполняющие процесс адаптации. В работе представлены этапы, содержащиеся в системе адаптации.*

*Ключевые слова. Адаптация, персонал, учреждение, эффективность, мотивация, наставничество, аттестация, программа адаптации, управление адаптацией.*

*Sogomonyan M.R.  
master's student  
of the Department of personnel management  
Zabaykalsky state University*

**MANAGEMENT OF THE PROCESS OF ADAPTATION OF THE  
STAFF OF THE STATE CADASTRAL ASSESSMENT DEPARTMENT  
"ZABGEOINFORMTSENTR"**

*Annotation: The article explores the concept of employee adaptation using the example of the department of state cadastral assessment "ZabGeoInforCenter". Definitions of adaptation are considered. The functions performing the adaptation process are considered. The work presents the stages contained in the adaptation system.*

*Keyword. Adaptation, personnel, institution, efficiency, motivation, mentoring, certification, adaptation program, adaptation management.*

Именно на этапе адаптации начинается работа с человеком, как с ресурсом компании. Результативность дальнейшей работы и возможность реализации способностей – как сотрудника, так и достижения целей организации, зависит насколько эффективно организован процесс адаптации. При этом даже отлаженная система подбора не способна обеспечить должный результат, если не вовремя не принять во внимание вопрос адаптации новых сотрудников.

Адаптация персонала в организации является необходимым звеном кадрового менеджмента. Адаптация – приспособление индивидуума к изменяющимся условиям среды или к своим внутренним изменениям, что приводит к повышению эффективности его существования и функционирования.

Т. Ю. Базаров рассматривает адаптацию как процесс знакомства сотрудника с деятельностью и организацией и изменение собственного поведения в соответствии с требованиями среды. [1]

Внедрение системы управления адаптацией в учреждении представляет собой достаточно сложную задачу, так как адаптация выполняет достаточное количество функций:

1. Уменьшение стартовых издержек организации;
2. Оптимизация вхождения сотрудника в рабочий коллектив;
3. Максимальное улучшение психоэмоционального состояния нового сотрудника;
4. Экономия временной составляющей работы;
5. Реализация ожидания;
6. Снижение текучести кадров;
7. Способствование максимально эффективному разрешению конфликтных и других нестандартных ситуаций.

Важность правильной адаптации трудно переоценить. Во-первых, надо учитывать, что именно первые годы работы влияют на профессиональное становление специалиста. А также являются фундаментом для его будущей профессиональной карьеры, который во многом будет определять ее успешность. Во-вторых, на текучесть кадров, на выпадение из профессии большого числа потенциальных специалистов, влияют последствия неудачной профессиональной адаптации.

Являясь непрерывным процессом, адаптация всегда активизируется в меняющихся условиях.

Целью данного исследования было изучение состояния данной проблемы и разработки программы управления адаптацией сотрудников отдела государственной кадастровой оценки (далее – ГКО) на примере КГБУ "Забайкальский архивно-геоинформационный центр". Согласно федеральному закону от 03.07.2016 г. №237-ФЗ «О государственной кадастровой оценке», вступившему в силу 1 января 2017 года, исполнительный орган государственной власти субъекта Российской Федерации наделяет полномочиями, связанными с определением кадастровой стоимости, бюджетное учреждение, КГБУ "Забайкальский архивно-геоинформационный центр" (далее – Учреждение).

Предметом деятельности Учреждения является новый порядок проведения государственной кадастровой оценки на территории Забайкальского края, повлекший увеличение штатной численности учреждения на 22 человека.

При ознакомлении с адаптацией сотрудников ГКО выявлена необходимость в разработке положения об адаптации и наставничестве персонала, так как вновь созданный отдел не имеет данных документов, что сопровождается рядом таких проблемных аспектов, как:

- отсутствие четко разработанных критериев оценки результативности прохождения сотрудниками процесса адаптации;
- отсутствие использования специальных программ адаптации, с учетом их первичной и вторичной адаптации;
- неопределенность сотрудника, который должен быть задействован в процессе адаптации;
- отсутствие предварительного знакомства с корпоративной культурой организации, стандартами поведения и так далее;
- отсутствие качественной обратной связи в системе адаптации организации, связанной с отслеживанием промежуточных и финальных результатов.

Так же для успешного протекания процесса адаптации необходимо постоянное общение руководителя, наставника или сотрудника персонала с новым сотрудником, обсуждение текущих вопросов, анализ ошибок и объяснений путей их устранения.

Если разработка и контроль адаптацией осуществляются специально подготовленным сотрудником службы персонала, то процесс происходил бы максимально эффективно. Однако Учреждение не имеет данное подразделение, поэтому адаптацией приходится заниматься непосредственно начальнику отдела ГКО, что имеет низкую эффективность с учетом штатной численности отдела. Эту проблему можно решить путем назначения на роль наставника сотрудника, который более грамотен и компетентен. При этом нужно не забывать про их мотивацию, стараться подчеркнуть престижность их участия в процессе адаптации сотрудников, поощрять материально и морально, позиционировать их участие в этом процессе как ступень карьерного роста.

Процесс профессиональной адаптации характеризуется дополнительным освоением профессиональных возможностей (знаний и навыков). Процесс адаптации должен четко контролироваться, так как это тесно связано с другими процессами управления персоналом: поиском и отбором, обучением и оценки. Так отдел ГКО при приеме новых сотрудников обеспечил профессиональную переподготовку большинству принятых на работу специалистов. Так же в рамках взаимодействия между ГБУ регионов определенные специалисты направлялись в учреждения государственной кадастровой оценки для обмена опытом. На местах вновь принятым работникам назначаются наставники, курирующие и контролирующие их работу, что в свою очередь должны отражаться положительными результатами при анализе деятельности отдела. На начальных этапах работы учреждения и при резком значительном

увеличении штатной численности помимо подходов к адаптации на профессиональном уровне, проводились и продолжают внедряться мероприятия на предмет сплочения коллектива.

Для того, чтобы система адаптации в Учреждении была эффективна и четко регламентирована, рекомендуется в отдел включить следующие этапы:

1) Welcome-тренинг – первоначальное ознакомление сотрудника с общими сведениями о компании, с ее историей, услугами, структурой, и культурой;

2) Программа адаптации – регламентирует строки, последовательность, адаптационные мероприятия в рамках обучения;

3) Система наставничества – персональная передача опыта новому сотруднику;

4) Система аттестации – порядок оценки сотрудника.

В заключении хочется отметить, что при интенсивном темпе и насыщенности жизни в учреждении от нового сотрудника ждут скорейших результатов, он, в свою очередь, – реализации своих финансовых, карьеры и других целей. Что бы адаптация новых сотрудников не заканчивалась увольнением, необходимо понимать важность адаптации и уметь правильно организовать этот процесс.

Очевидно, что для эффективного управления адаптацией в КГБУ «ЗабГеоИнформЦентр» необходимо разработать положение об адаптации, содержание которого должны быть понятны, а роли участников процесса обязательно должны быть четко определены. Кроме того, недостаточно разработаны критерии определения эффективности адаптации, как и ее этапы. При адаптации значимым является взаимоотношение с коллегами, поэтому сплоченный коллектив способен быстрее и эффективнее решать данную проблему. Адаптация сотрудников – одна из важных задач, которую необходимо решать.

#### **Использованные источники:**

1. Федеральный закон «О государственной кадастровой оценке» от 03.07.2016 №237-ФЗ.
2. Базаров, Т. Ю. Управление персоналом 9-е изд., стереотип. – М.: Академия, 2011. – 224с.
3. Маковская Н. Анализ человеческих ресурсов в системе управления персоналом. // Управление персоналом. – 2014. - №3. – С. 82-86.
4. Кибанов А. Я. Организация профориентации и адаптации персонала / А.Я. Кибанов, Е.В. Каштанова. – М.: Проспект, 2013. – 315с.

## ОСНОВНОЕ МЕТРИЧЕСКОЕ ТОЖДЕСТВО НА БИНАРНЫХ СООТВЕТСТВИЯХ В АЛГЕБРЕ КЛИФФОРДА

*Аннотация:* устанавливается связь метрических отношений на основе алгебры Клиффорда с элементами квантовой механики, которые предлагаются для решения проблемы в теории статистических индексов.

*Ключевые слова:* основное метрическое тождество, средние величины, мера, качество, количество.

Soloviev A. S.  
Russia, Rostov-on-don

## BASIC METRIC IDENTITY ON BINARY CORRESPONDENCES IN THE CLIFFORD ALGEBRA

*Abstract:* a connection is established between metric relations based on the Clifford algebra and elements of quantum mechanics, which are proposed to solve the problem in the theory of statistical indices.

*Keywords:* basic metric identity, average values, measure, quality, quantity.

Предметом работы являются бинарные соответствия [1]  $z = (x, y)$  многомерных массивов  $x, y \in M$ , определённых на поле  $K$  (действительных  $\mathbb{R}$  или комплексных  $\mathbb{C}$  чисел), которые рассматриваем в виде соответствующим образом структурированных векторов евклидова пространства  $E^{|N|}$ , в ассоциированной алгебре Клиффорда с делением так, что, если  $g = x \otimes y = xy \in \mathcal{C}^{|N|}$ , то он представляется кватернионом в виде суммы внутреннего и внешнего произведений исходных массивов

$$g = x \cdot y + x\lambda y = x \cdot y + in|x \times y|, \quad (1)$$

где  $n$  – единичный вектор.

Из теоремы Рисса следует, что во внутреннем произведении выражение  $x \cdot$  определяет линейный функционал как изометрический линейный оператор  $x \cdot : E^{|N|} \rightarrow (E^{|N|})^*$ , который элемент  $x \in E^{|N|}$  отображает в сопряжённый элемент  $x^*$  эрмитово сопряжённого пространства  $(E^{|N|})^*$ , порождающий на евклидовом пространстве функционал

$$D(x) = x^2 = x^*x \quad (2)$$

и аддитивный гомоморфизм  $g^*$  на независимых составляющих равенства (1)

$$D(g) = g^*g = g^2 = D(x \cdot y) + D(x\lambda y). \quad (3)$$

Заметим, что не нарушая общности изложения, представленный здесь выражением (2) функционал осуществляет полную свёртку массива  $x$ , но, с использованием его внутренней структурной особенности, легко записать различные схемы оценок на его внутренних свёртках. Более того, сам элемент (1) можно интерпретировать как бинарное соответствие массивов  $g_1$  и  $g_2 \in \mathcal{E}^{|N|}$ ,  $g = g_1 g_2 \in \mathcal{E}^{|N|} \otimes \mathcal{E}^{|N|}$ .

Равенство (3) представляет метрическое тождество. Рассмотрим каждый его член. Возьмём первое слагаемое правой части. Будем полагать, что все компоненты массива  $x$  отличны от нуля. Тогда это слагаемое можно записать в виде

$$D(x \cdot y) = D^2(x) (\sum_{k \in N} \alpha_k^2 z_k)^2 = D^2(x) \mu_L^2(z), \quad (4)$$

где введена линейная мера взвешенной суммой относительных координат массива  $y$ :

$$\begin{aligned} \mu_L(z) = \|z\|_L &= \sum_{k \in N} \alpha_k^2 z_k, & \sum_{k \in N} \alpha_k^2 &= 1, & (5) \\ z_k &= \frac{y_k}{x_k}, & \alpha_k &= \frac{x_k}{\sigma(x)}, \\ \sigma(x) &= \sqrt{D(x)}. \end{aligned}$$

Аналогично находим

$$D(x \wedge y) = D^2(x) \sum_{k < l \in N} \alpha_k \alpha_l (z_k - z_l)^2 = D^2(x) \mu_S^2(z), \quad (6)$$

$$\mu_S(z) = \sqrt{\sum_{k < l \in N} \alpha_k \alpha_l (z_k - z_l)^2}, \quad (7)$$

и

$$D(g) = D(xy) = D(x)D(y) = D^2(x) \mu_K^2(z), \quad (8)$$

$$\mu_{L^2}(z) = \|z\|_{L^2} = \sqrt{\sum_{k \in N} \alpha_k^2 z_k^2}. \quad (9)$$

Здесь предполагается, что массив  $x \in M$  полный, т.е. все его элементы отличны от нуля. Этот массив формирует подпространство  $M_x \subset M$  бинарного соответствия элементов, при котором за базу сравнения принимается эталон – элемент  $x$ , и в построенном с помощью его отображением  $\chi_x: M_x \rightarrow Z_x$  относительном пространстве  $Z_x$  формируется единичный массив  $e_x$ , качественно подобный массиву  $x$  и являющийся единицей измерения этого качества в соответствующих элементах  $z = (z_k = y_k / x_k, k \in N, x, y \in M_x \subset M) \in Z_x \subset Z$ , приведённого пространства  $Z_x$  в окрестности эталона  $e = e_x$ . Таким образом множество  $M$  вместе со счётным набором подмножеств  $M_x \subset M$ , называемых координатными картами, обращается в  $|N|$ -мерное многообразие. При этом из того, что карты  $M_x$  при заданном атласе  $\mathcal{A}$  покрывают множество  $M$ , следует

$$\bigcup_{x \in \mathcal{A}} Z_x = Z. \quad (10)$$

При фиксировании элемента  $x \in M$  выделяется подмножество соответствующих элементов  $y \in M_x$ , для образов которых  $z \in Z_x$  справедливо основное метрическое тождество (ОМТ), которое запишем в виде

$$\mu_{L^2}^2 z = \mu_L^2 z + \mu_S^2 z. \quad (11)$$

Это уравнение окружности радиуса  $Cz = \mu_{L^2} z$  с катетами  $Az = \mu_L z$  и  $Bz = \mu_S z$ . Фиксируя горизонтальную ось катетом  $Az$  и рассматривая меры



как операторы, заключаем, что оператор  $A$  характеризует меру трансляции, а оператор  $B$  - меру вращательной симметрии массива  $y$  по отношению массива  $x$ . Выбор элемента  $x \in M$  определяет выбор масштабной количественной и качественной единицы на многообразии  $M$ . Он же определяет выбор масштабной единицы  $e_x$  на приведённом многообразии  $Z$  как диагонали единичного куба  $[0, 1]^{/N}$ .

Если рассматривать равенство (11) как операторное уравнение и ввести эрмитово взаимно сопряжённые операторы

$$C = A + iB, \quad C^* = A^* - iB^*, \quad (12)$$

то приходим к волновому представлению оператора  $C$  в полярной форме

$$C = \rho\Psi, \quad C^* = \Psi^*\rho^*, \quad (13)$$

$$\rho = (A^2 + B^2), \quad \Psi = e^{i\psi}, \quad \psi = \arctg \frac{B}{A}, \quad 0 \leq \psi \leq 2\pi, \quad (14)$$

интерпретация которого представлена на рис. 1.

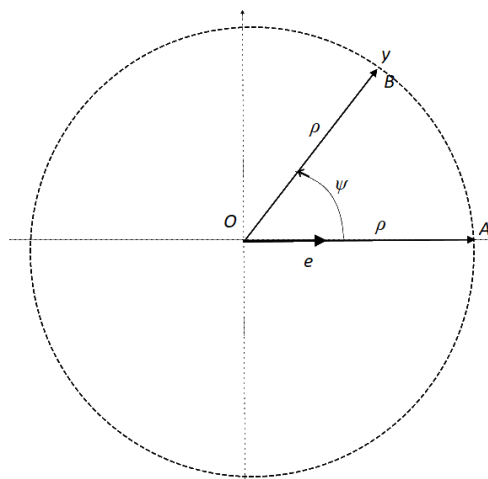


Рис. 1. К представлению метрического оператора оценки сравнения массивов.

Пусть  $z = \Psi(0)$  и  $\zeta = Cz$ . Тогда  $D(z) = z^2 = \Psi^*\Psi = 1$ ,  $z = e$  и  $\zeta = C\Psi = \rho(z)\Psi(z)$ . (15)

Здесь единичный вектор  $e$  "растягивается" до величины  $\rho$ , что соответствует росту объёмной характеристике, и поворачивается против часовой стрелки на угол  $\psi$ , что, в свою очередь, отвечает изменению его качества – изменению в его структуре.

Что же такое "качественные изменения"? Качественный показатель определяется собственной функцией состояния массива  $\Psi(z)$ . Если эта функция не меняется при изменении объекта, то меняется только объёмная характеристика – собственное значение  $\rho$ . Из (14) и (15) следует, что угловая характеристика  $\psi(z) = 0$ . Отсюда находим, что оператор  $B = 0$ , что отвечает равенству нулю симплектической меры (7), т. е. для всех  $k, l \in N$  имеют место равенства  $z_k - z_l = 0$ . Приходим к соотношениям

$$\frac{y_1}{x_1} = \frac{y_2}{x_2} = \dots = \frac{y_{|N|}}{x_{|N|}} = \lambda. \quad (16)$$

Следовательно, при достоверном качественном сходстве

$$y = \lambda x. \quad (17)$$

Структурные сдвиги нарушают пропорции компонент массивов. Чем больше структурные сдвиги, тем больше в равенстве (11) симплектическое слагаемое относительно линейной оценки. Тем меньше качественное сходство в единицах выбранного эталона  $a \in \mathcal{A} \cap M$ . А поскольку сравнение допустимо только в определённых качественных пределах, то множество  $M_a$ , очевидно, определено границами, при выходе за которые сравнение становится невозможным и нужно переходить к новому эталону  $b \in \mathcal{A} \cap M$  при сопоставлении, что определяет новую координатную карту  $M_b$  ( $\chi_b: M \rightarrow M_b$ ) с возможностью перехода в области их пересечения  $M_a \cap M_b$ , определяемой композицией  $\chi_b \circ \chi_a$  в виде функции

$$\chi_b \circ \chi_a: \chi_a(M_a \cap M_b) \rightarrow \chi_b(M_a \cap M_b). \quad (18)$$

Предположим, что объект рассматривается в области  $\Omega$  карты  $Z_a$  и

$$\int_{\Omega} D(\Psi) d\omega = 1. \quad (19)$$

Тогда из уравнения (15) находим интегральную оценку эволюции объекта в рассматриваемой области [2, формула (2.1), стр. 19]

$$\rho = \int_{\Omega} \Psi^* C \Psi d\omega. \quad (20)$$

В ОМТ (11) определяется связь между средними линейными и квадратичными оценками. Именно первые средние легли в основу статистической теории индексов Фишера-Конюса [3, 4], ряд проблем которой до настоящего времени "не имеет ясного экономического содержания" [5]. Возможно, именно связь этой проблемы с методами квантовой механики позволит прояснить возникающие проблемы.

#### Использованные источники:

1. Юдин Д.Б. Вычислительные методы теории принятия решений //М., Наука, 1989.
2. Ландау Л.Д., Лифшиц Е.М. Квантовая механика, т.3 //М., Наука, 1989.
3. Кёвеш П. Теория индексов и практика экономического анализа //М., Финансы и статистика, 1990.
4. Ершов Э.Б. Ситуационная теория индексов цен и количеств. М.: РИОР, 2011.
5. Иванов Ю.Н. О некоторых базовых положениях теории цен //Вопросы статистики, 2018, Т. 25, №7, с. 23-30.

## ОСНОВНОЕ МЕТРИЧЕСКОЕ ТОЖДЕСТВО В ТЕОРИИ ИНДЕКСОВ СТАТИСТИКИ

*Аннотация: предлагается теория построения индексов статистики на основе оценки действия в фазовом пространстве при волновой интерпретации состояния наблюдаемой на примере индекса Ласпейреса.*

*Ключевые слова: основное метрическое тождество, статистические индексы, структурные сдвиги, функция потребления, состояние, наблюдение.*

Soloviev A. S.  
Russia, Rostov-on-don

## A BASIC METRIC IDENTITY IN THE THEORY OF INDEX STATISTICS

*Abstract: we propose a theory for constructing statistical indices based on the evaluation of the action in phase space with the wave interpretation of the state of the observed on the example of the Laspeyres index.*

*Keywords: basic metric identity, average values, measure, quality, quantity.*

Толкование используемых в практике экономического и социального анализа индексов статистики приводит к ряду глубоких и принципиальных выводов [1, с. 15], в частности таких, как понятия состояния объекта (наблюдаемой) на основе потенциальной возможности и информации, когда во взаимные отношения вступает наблюдаемая и наблюдатель, посредством которых появляются относительно наблюдателя описание состояния наблюдаемой, т.е. информация об объекте наблюдения и потенциальная возможность наблюдателя как существенный элемент описания, а не как признак неполноты знаний.

Индекс – это обобщающий показатель отношения двух различных состояний  $x_1$  и  $x_2$  наблюдаемой из некоторого множества её допустимых состояний  $X$  по некоторому общему для них качеству, выступает в роли оценки их относительной динамики. Его понятие опирается на принцип суперпозиции состояний, так, что если данные состояния достоверно наблюдаются, то допустимо наблюдать и состояние  $x = c_1x_1 + c_2x_2$  ( $c_1, c_2$  – действительные постоянные), который в физической теории положен в основу построения квантовой механики [2].

Трудность построения индексов статистики состоит в том, что любое состояние наблюдаемой - суть качественно  $p$  определённое количество  $q$ , которое представляется в обычной форме, например, "тысяча и одна ночь", "десять рублей" и т.п. В последнем случае описание состояния носит экономическое содержание и часто воспринимается как цена  $p$  услуг, представленных количеством  $q$ , где цена выступает в роли оператора, действующего на количественную характеристику,

$$x = pq. \quad (1)$$

Формула (1) подкупает билинейной структурой и воспринимается как обычное действительное число. Поэтому, если это состояние рассматривается в качестве состояния некоторого объекта в текущий момент времени  $t$ , состояние которого в момент времени  $t_0$  определялось величиной

$$x_0 = pq_0, \quad (2)$$

то состояние (1) относительно его прошлого состояния (2) оцениваем относительным показателем (например, индексом Ласпейреса)

$$L_q = \frac{x}{x_0} = k \quad (3)$$

и считаем, что состояние объекта улучшилось (ухудшилось) в  $k$  раз

$$x = kx_0. \quad (4)$$

Следует отметить, что величина  $q$  определяется количественной последовательностью определённой товарной группы, которую рассматриваем как вектор конечномерного действительного пространства  $Q \subset \mathbb{R}^n$ . Но в представлении (3) форма (1) определяет скалярную величину и рассматривается как скалярное произведение. Данный факт отметим обозначением

$$x = p^*q. \quad (5)$$

Здесь  $p^*$  будет элементом пространства цен  $P$ , которое также является пространством действительных чисел,  $P \subset \mathbb{R}^n$ , но является сопряжённым пространству состояний товарных последовательностей  $Q$ , т.е.  $P^* = Q$ ,  $Q^* = P$ . Поэтому выражение (5) становится мерой в евклидовом пространстве  $E^n$ .

Множители в (5) являются векторами. Известно, что векторы характеризуют количество определённого качества. Поэтому при переходе из состояния  $x_0$  в состояние  $x$  следует учитывать качественное изменение, что скалярная величина (5) не отражает, а, следовательно, не учитывает данных особенностей и их отношении

$$L_q(x) = \frac{p^*q}{p^*q_0}. \quad (6)$$

Формы (1) и (5) отражают разные свойства бинарного отношения ( $q, p$ ). Если форма (5) даёт скалярную оценку состояния на бинарном отношении ( $q, p$ ), то форма (1) определяет состояние объекта как функцию (например, потребительскую функцию) на множестве бинарных отношений

$$x = x(q, p) = x(q_1, q_2, \dots, q_n, p_1, p_2, \dots, p_n). \quad (7)$$

При этом, согласно экономическому смыслу, цена отвечает импульсу продаж и в форме (1) первый множитель можно рассматривать как оператор импульса продаж  $p \in P: Q \rightarrow X$ , где  $X$  – пространство состояний объекта. Следовательно, функция (7) описывает динамику состояния в фазовом пространстве  $Q \times P$ .

"В течение многих десятилетий эксперты в области теории индексов исследуют и обсуждают достоинства и недостатки различных формул индексов цен и количеств с точки зрения аксиоматической теории И. Фишера и экономической теории А. Конюса [3, 4]. Цель этих дискуссий и исследований состоит в определении такой формулы индекса, которая обеспечивает наибольшую точность измерения динамики экономических процессов" [5]. Поскольку и цена, и товар являются качественно определёнными количествами, то данные обсуждения возможны только при определённом консенсусе, так как произведение (1) в определении (7) характеризует количество определённого качества, а их сравнения, как качественно различных величин, как в форме произведения, так и в форме отношения, возможно только в определённых границах качественного подобия с заданной погрешностью.

Запишем состояние (1) в виде упорядоченной пары чисел процедуры Кэли-Диксона

$$x = (a, \mathbf{b}) = a + i\mathbf{nb} = \|x\| \Psi(x), \quad (8)$$

где введены обозначения:

$$a = p * q, \quad \mathbf{b} = i\mathbf{nb} = p \wedge q, \quad |\mathbf{n}| = 1, \quad (9)$$

$$\Psi(x) = e^{i\mathbf{n}\psi(x)}, \quad \psi(x) = \text{arctg}(b/a), \quad b = |p \times q|. \quad (10)$$

Если на множестве состояний  $X$  определить функционал

$$\mathfrak{D}(x) = x^2 = x^* x = \overline{(a, \mathbf{b})}(a, \mathbf{b}), \quad \overline{(a, \mathbf{b})} = (a, -\mathbf{b}), \quad (11)$$

и для его реальной части ввести обозначение

$$c^2 = D(x) = \text{Re}(\mathfrak{D}(x)) = p^2 q^2 = \sigma^2(x), \quad (12)$$

то приходим к основному метрическому тождеству [6, формула (11)]

$$a^2 + b^2 = c^2. \quad (13)$$

Из (13) находим меру для линейной оценки связи бинарного соответствия представления состояния (7) в фазовом пространстве

$$\text{Re } x = a = \sqrt{c^2 - b^2} = c \cos \psi. \quad (14)$$

При этом  $a = c$ , исходя из экономического смысла, только в случае, когда  $p = kq$ , т.е. в случае пропорциональности цен объёмам продаж. Отсюда находим индекс продаж в форме Ласпейреса

$$L_q(x) = \frac{\text{Re } x}{\text{Re } x_0} = \frac{a}{a_0} = \frac{|q| \cos \psi}{|q_0| \cos \psi_0}. \quad (15)$$

Естественно, что этот индекс не единственный и даже его можно модифицировать. Модифицированный индекс построим по формуле

$$\mathcal{L}_q(x) = \text{Re} \frac{x}{x_0} = \frac{|q|}{|q_0|} \text{Re} e^{i(\mathbf{n}(x)\psi(x) - \mathbf{n}(x_0)\psi(x_0))}. \quad (16)$$

Вводя обозначение для результирующего вектора

$$\mathbf{m}(x, x_0)\varphi(x, x_0) = \mathbf{n}(x)\psi(x) - \mathbf{n}(x_0)\psi(x_0), \quad |\mathbf{m}| = 1, \quad (17)$$

будем иметь

$$\mathcal{L}_q(x) = \frac{|q|}{|q_0|} \cos \varphi. \quad (18)$$

Здесь  $\mathbf{n}(x)$  и  $\mathbf{n}(x_0)$  градиенты к интегральным поверхностям потребительских возможностей в векторном поле  $X$  в соответствующих точках  $x_0$  и  $x$ . В случае, если данные векторы сонаправлены, то выражение (18) принимает вид

$$\mathcal{L}_q(x) = \frac{|q|}{|q_0|} \cos(\psi - \psi_0). \quad (19)$$

Предположим, что состояние  $x_0$  служит базисом сравнения при не убывании объёмов продаж  $|q| \geq |q_0|$ . Здесь возможны два случая:

- Состояние  $x_0$  служит целью спроса, т.е. неуклонного повышения качества продукции. Тогда из (15) и (19) следуют неравенства

$$\mathcal{L}_q(x) \leq L_q(x) \leq \Lambda_q(x), \quad \Lambda_q(x) = |q|/|q_0|. \quad (20)$$

- Состояние  $x_0$  служит базисом развивающейся экономической системы. Тогда из (15) и (19) получаем

$$L_q(x) \leq \mathcal{L}_q(x) \leq \Lambda_q(x). \quad (21)$$

Последнее согласуется с эффектом Гершенкрона.

#### Использованные источники:

1. Фок В.А. Начала квантовой механики //М., 2007.
2. Ландау Л.Д., Лифшиц Е.М. Квантовая механика, т.3 //М., Наука, 1989.
3. Кёвеш П. Теория индексов и практика экономического анализа //М., Финансы и статистика, 1990.
4. Ершов Э.Б. Ситуационная теория индексов цен и количеств. М.: РИОР, 2011.
5. Иванов Ю.Н. О некоторых базовых положениях теории цен //Вопросы статистики, 2018, Т. 25, №7, с. 23-30.
6. Соловьёв А.С. Основное метрическое тождество на бинарных соответствиях в алгебре Клиффорда // "Экономика и социум", №10(77), 2020.



*Стельмашенко О.В.  
доцент кафедры "Управление персоналом"  
факультет экономики и управления  
ФГБОУ ВО "ЗабГУ"  
г. Чита  
Астраханцева И.В.  
студент магистратуры гр. УПмз-18  
факультет экономики и управления  
ФГБОУ ВО "ЗабГУ"  
г. Чита*

**ОСОБЕННОСТИ МОТИВАЦИОННОЙ СИСТЕМЫ  
СОВРЕМЕННОЙ РОССИЙСКОЙ ОРГАНИЗАЦИИ (НА ПРИМЕРЕ  
КОМПАНИИ «РОСДЕНЬГИ»)**

*Аннотация: В статье рассматривается система мотивации персонала компании «РосДеньги», проведен её анализ, описаны используемые методы. В результате исследования мотивационной системы организации было выявлено, что руководство компании применяет традиционные методы мотивации и стимулирования сотрудников, обеспечивая комфортные условия труда, стремится сформировать команду единомышленников, заботится о досуге своих работников в нерабочее время.*

*Ключевые слова: персонал, мотивация, организация, командная работа, методы мотивации, экономические методы мотивации, морально-психологические методы мотивации.*

*Stelmashenko O.V.  
Associate Professor of the Department of Human Resources Management  
Faculty of Economics and Management, ZabGU  
Chita  
Astrakhantseva I.V.  
Magistrate of UPmz-18 group  
Faculty of Economics and Management, ZabGU  
Chita*

**FEATURES OF THE MOTIVATIONAL SYSTEM OF A MODERN  
RUSSIAN ORGANIZATION (ON THE EXAMPLE OF THE  
«ROSDENGI» COMPANY)**

*The article discusses the system of personnel motivation of the company "RosDengi", analyzes it, describes the methods used. As a result of the study of*

*the organization's motivation system, it was revealed that the company's management uses traditional methods of motivating and stimulating employees, providing comfortable working conditions, striving to form a team of like-minded people, and taking care of the leisure of its employees outside of working hours.*

*Keywords: personnel, motivation, organization, team work, motivation methods, economic methods of motivation, moral and psychological methods of motivation.*

Работник, являясь частью организации, не всегда способен или желает быть тем фактором, приносящим успех организации, что затрудняет процесс управления персоналом. В связи с этим организация вынуждена изыскивать способы мотивирования своих сотрудников к успешной и продуктивной работе. Дадим определение термину "мотивация" и рассмотрим ее виды.

Федосеева В. Н. определяет мотивацию, как «совокупность внутренних и внешних движущих сил (мотивов), побуждающих человека к деятельности для достижения поставленных действий<sup>83</sup>». Герчиков В.И. в своих работах утверждает, что «мотивация выступает как основной компонент самосознания работников, определяющий его отношение и поведение в труде, его реакции на конкретные условия работы<sup>84</sup>». Т.о. можно сделать вывод, что мотивация является той «движущей силой», которая так влияет на работника, что он во-первых, начинает лучше выполнять свои должностные обязанности, а во-вторых, начинает симпатизировать своему рабочему месту, за счёт тех благ, которые она ему предлагает.

Мотивация, как правило осуществляется 3-мя методами, которые представлены на Рисунке 1:



Рисунок 1- Методы мотивации персонала.

К экономическим методам относятся оплата труда работника, а также прочие выплаты: вознаграждения, премии и т.д. Также к ним относят иные

1. Федосеева В.Н. Управление персоналом: Учебное пособие /В.Н. Федосеева. — Москва: ИКЦ «МарТ», 2016 г. — С. 372.

2. Герчиков В.И. Управление персоналом: работник — самый эффективный ресурс в компании: Учебное пособие / В.И. Герчиков. —Москва: ИНФРА-М, 2008 г. — С. 138.

материальные блага, к примеру, служебный автомобиль, льготы при поступлении детей сотрудников в учебные заведения и пр.

Организационные методы содержат мотивацию быть важным, участвовать в делах компании, реализовывать различные цели, а также решать интересные задачи, т.е. мотивируют работника принадлежностью к чему-то важному, а также возможностью реализовать себя, быть полезным.

Под морально-психологическими методами подразумеваются условия труда, климат в коллективе, признание ценности сотрудника, высокая оценка труда со стороны руководства. Также одним из основных факторов успешности является наличие сильной корпоративной культуры в организации. Чередниченко А.А. в своей статье «Корпоративная культура в организации» приводит следующее определение данного феномена: «Корпоративная культура — это совокупность господствующих в организации ценностных представлений, норм и образцов поведения, определяющих смысл и модель деятельности сотрудников, независимо от их должностного положения и функциональных обязанностей<sup>85</sup>». Отсюда следует вывод, что корпоративная культура - это то, что объединяет весь коллектив организации, включая руководство, в единое целое с общими целями и интересами.

Компания «РосДеньги» является лидером на российском рынке микрокредитования, она была основана после финансового кризиса в 2010 году с целью обеспечения финансовой поддержки гражданам России. Основной миссией компании с тех пор стало расширение географии оказания помощи людям. На данный момент компания имеет более 600 офисов как на территории Российской Федерации, так и за её пределами в странах СНГ. Такие масштабы компании делают её крупным работодателем, количество сотрудников составляет более 2,5 тысяч человек, работа с которыми требует как финансовых, так и иных затрат.

В своей деятельности «РосДеньги» отдают предпочтение экономическим методам мотивации. Данные методы подразделяются на окладную и премиальную части оплаты труда.

Окладная часть включает в себя оплату за часы из расчёта 87 рублей за час при норме не менее 130 часов в месяц, что установлено Трудовым кодексом РФ, согласно которому по ст. 91 гл. 15. рабочее время не должно превышать 40 часов в неделю. Одним из плюсов работы в компании является то, что график для себя составляет сам сотрудник, учитывая свои личные планы на следующий месяц, а также способность работать определённое количество часов.

Премиальная часть включает в себя следующие вознаграждения:

---

3. Чередниченко А.А. Корпоративная культура организации [Электронный ресурс]. — Режим доступа: <http://www.lib.tpu.ru/fulltext/c/2014/C47/V2/101.pdf> (дата обращения 07.09.2020).

- за выполнение плана по сумме выдачи займов и уровню дефолта (до 8000 рублей);
- за оплаченные займы новых клиентов (до 300 рублей за каждый заем);
- за показатели качества (до 6000 рублей):
  - клиентоориентированность;
  - качество работы;
- за наставничество (до 2000 рублей за стажера);
- за выполнение дополнительных обязанностей по офису (до 5000 рублей);
- за продажу дополнительной продукции (сумма не ограничена).

Также на размер премиальной части влияет результативность работы всего офиса, т.е. работа в команде позволяет сотрудникам компании и повысить индивидуальный заработок, и улучшить климат в коллективе. Это подводит нас к осознанию важности следующих методов мотивации - морально-психологических.

Ввиду территориальной отдалённости офисов продаж и с целью сплочения коллектива, программистами компании был разработан Рокетчат - специальное приложение, в котором работники могут общаться как на рабочие, так и на личные темы. Этот чат также помогает новым сотрудникам быстрее адаптироваться как к реалиям организации, так и к коллективу, т.к. старшие коллеги постоянно находятся с ними во взаимодействии, давая советы и наставления, оказывая психологическую поддержку.

Помимо этого, раз в месяц территориальное руководство устраивает плановые заседания, которые проходят в несколько этапов:

- 1) приветствие коллег;
- 2) обсуждение рабочих моментов, результативности труда и планов на следующий отчётный период;
- 3) проведение тренингов, решение кейсов;
- 4) поздравление коллег с какими-либо важными событиями или праздниками, к примеру, днями рождения, Новым годом, изменением семейного положения и т.д., при этом виновникам торжества дарят подарки;
- 5) чаепитие;
- 6) развоз работников по домам за счёт компании.

Плановые заседания позволяют сотрудникам лучше узнать друг друга, пообщаться в неформальной обстановке, а также узнать много нового и интересного.

Сплочённости коллектива также способствует совместный труд не только в рамках своих должностных обязанностей, но и на благо окружающей среды. Раз в квартал совершается общий сбор коллектива для проведения субботника. Производится уборка внутреннего убранства офисов, а также прилегающей территории, что положительно влияет на

городскую среду нахождения компании, поскольку офисы находятся в наиболее людных местах (центр города, парки, остановки общественного транспорта).

В аспекте формирования мотивации компания уделяет внимание не только сотрудникам, но их детям. В перечень данных мероприятий входит проведение конкурсов рисунков, стихотворений, интересных видео по праздничным датам. За участие в конкурсах выдаются призы, сладкие подарки, грамоты. На Новый год всем детям сотрудников дарят подарки, также на 8 марта и 23 февраля девочкам и мальчикам соответственно предоставляются сувениры от компании. Кроме того, 2 раза в год для семей работников организуются выезды на природу либо походы в развлекательные центры (планетарий, батутные парки, кинотеатры), в таком случае компания берет на себя 50% расходов.

Из всего вышеперечисленного следует вывод, что компания "РосДеньги" использует в своей деятельности разнообразные способы мотивации персонала, учитывая особенности и образ жизни каждого сотрудника, давая возможности неограниченного заработка, работы в режиме многозадачности в дружной, сплочённой команде единомышленников. Сотрудники могут планировать свою работу без ущерба семейным ценностям и личным планам. Помимо всего прочего, компания также заботится о досуге своих работников вне рабочего времени, организовывая различные мероприятия, конкурсы, повышая качество жизни сотрудников.

#### **Использованные источники:**

1. КонсультантПлюс [Электронный ресурс] / Трудовой кодекс РФ от 31.12.2001 г. (ред. от 31.07.2020). — Режим доступа: [http://www.consultant.ru/document/cons\\_doc\\_LAW\\_34683/bd14cccf0a1f074ef104e82522f7e2dea04d651f/](http://www.consultant.ru/document/cons_doc_LAW_34683/bd14cccf0a1f074ef104e82522f7e2dea04d651f/) (Дата обращения 07.09.2020).
2. Мотивация МПФП «РосДеньги» Россия от 09.04.2018. — Москва: Инструкции по работе с персоналом «РосДеньги», 2018. — 11 с.
3. Федосеева В.Н. Управление персоналом: Учебное пособие /В.Н. Федосеева. — Москва: ИКЦ «МарТ», 2016 г. — 528с.
4. Герчиков В.И. Управление персоналом: работник — самый эффективный ресурс в компании: Учебное пособие / В.И. Герчиков. — Москва: ИНФРА-М, 2008 г. — 282 с.
5. Чередниченко А.А. Корпоративная культура организации [Электронный ресурс]. — Режим доступа: <http://www.lib.tpu.ru/fulltext/c/2014/C47/V2/101.pdf> (дата обращения 07.09.2020).
6. Федосеева В.Н. Управление персоналом: Учебное пособие /В.Н. Федосеева. — Москва: ИКЦ «МарТ», 2016 г. — 528с.

7. Герчиков В.И. Управление персоналом: работник — самый эффективный ресурс в компании: Учебное пособие / В.И. Герчиков. — Москва: ИНФРА-М, 2008 г. — 282 с.
8. Чередниченко А.А. Корпоративная культура организации [Электронный ресурс]. — Режим доступа: <http://www.lib.tpu.ru/fulltext/c/2014/C47/V2/101.pdf> (дата обращения 07.09.2020).



*Стельмашенко О.В.  
доцент кафедры "Управление персоналом"  
факультет экономики и управления  
ФГБОУ ВО "ЗабГУ"  
г. Чита  
Астраханцева И.В.  
студент магистратуры гр. УПмз-18  
факультет экономики и управления  
ФГБОУ ВО "ЗабГУ"  
г. Чита*

### **ОЦЕНКА ПЕРСОНАЛА КОМПАНИИ НА ПРИМЕРЕ АТТЕСТАЦИИ МОНТАЖНИКОВ ЗАВОДА ОКОН «АЛЮКОМ»**

*В данной статье описывается процедура проведения аттестации монтажников завода окон «Алюком», описаны её этапы, проведён анализ эффективности, выявлены положительные и отрицательные аспекты. Авторами приведены результаты оценки качества работы компании «Алюком» клиентами организации.*

*Ключевые слова: оценка персонала, аттестация, этапы аттестации, задачи аттестации, сотрудники, монтажники, «Алюком», стеклоконструкции.*

*Stelmashenko O.V.  
Associate Professor of the Department of Human Resources Management  
Faculty of Economics and Management  
ZabGU  
Chita  
Astrakhantseva I.V.  
Magistrate of UPmz-18 group  
Faculty of Economics and Management  
ZabGU  
Chita*

### **ASSESSMENT OF THE COMPANY'S PERSONNEL ON THE EXAMPLE OF CERTIFICATION OF INSTALLERS OF THE WINDOW PLANT «ALUKOM»**

*This article describes the procedure for certification of installers of the window plant «Alukom», describes its stages, analyzes the effectiveness, reveals positive and negative aspects. The authors present the results of assessing the quality of the work of the company "Alukom" by the clients of the organization.*

*Keywords: personnel assessment, certification, stages of certification, certification tasks, employees, installers, Alukom, glass structures.*

Любая организация как бизнес-проект ориентирована на получение прибыли и стремится осуществлять свою деятельности наиболее эффективно, т.е. минимизируя затраты, чему помогает оптимизация всех её ресурсов. Одним из таких ресурсов является персонал компании, а его соответствие заданным требованиям служит основным критерием эффективности. Для проверки соответствия сотрудников рабочим местам компаниями проводится аттестация.

В своей книге «Оценка и аттестация персонала» Борисова Е.А. приводит следующее определение аттестации персонала: «процедура систематической формализованной оценки согласно заданным критериям соответствия деятельности конкретного работника чётким стандартам выполнения работы на данном рабочем месте в данной должности за определённый период времени<sup>86</sup>», т. е. это соответствие работника занимаемой должности, которое проверяется с определённой периодичностью на основании анализа работ за весь период деятельности организации. Согласно законодательству Российской Федерации, процедура аттестации должна быть закреплена документально и не противоречить ему.

Целью проведения аттестации персонала является изучение возможности наиболее эффективно использовать того или иного сотрудника в интересах организации.

Процедура аттестации персонала проводится с целью решения следующих задач:

- определить уровень соответствия работника занимаемой должности;
- сформировать коллектив профессионалов;
- создать условия для продвижения по карьерной лестнице;
- активировать потребность у работников развивать свой профессионализм;
- выявить потребность в обучении и повышении квалификации персонала.

В данной статье мы проведём анализ процесса аттестации персонала на примере сотрудников отдела монтажа и сервиса завода пластиковых окон «Алюком». Свою деятельность завод осуществляет с 2002 года, имеет 2 офиса в г. Чите, офисы в г. Петровск-Забайкальском и г. Могоче, а также более 40 дилеров по Забайкальскому краю. В штатном составе завода

---

1. Борисова Е.А. Оценка и Аттестация персонала: Учебное пособие / Е.А. Борисова. — Санкт-Петербург: Питер, 2009 г. — С. 10.

находится более 200 сотрудников, 30 человек (15%) из которых являются сотрудниками вышеуказанного отдела. В связи с сезонным типом работ на предприятии наблюдается большая текучесть кадров, за период с сентября 2017 года по данное время в отделе на постоянной основе работает 6 человек (20 %), остальные (80 %) являются вновь прибывшими сотрудниками (рис. 1). Поэтому объектом исследования является аттестация постоянных работников и оценка персонала при поступлении на работу.

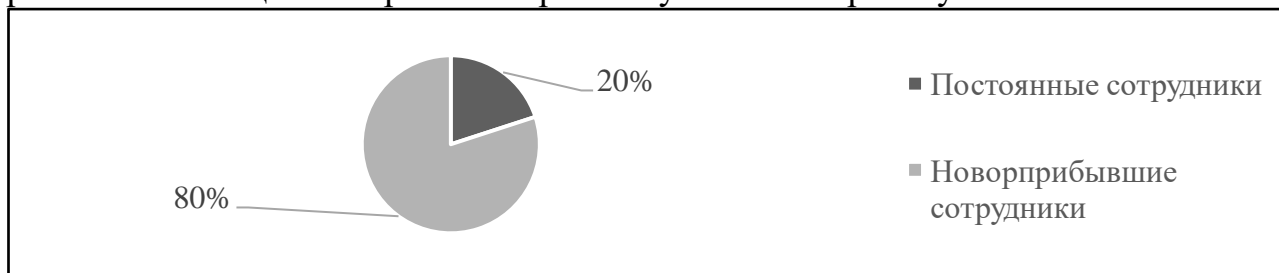


Рисунок 1 — Состав сотрудников ОМиС завода окон «Алюком».

Аттестация постоянных сотрудников, в соответствии с Положением об аттестации сотрудников ОМиС завода окон «Алюком», осуществляется ежегодно в начале марта, что связано с началом нового рабочего сезона. Данный процесс включает 2 этапа: теоретический и практический.

На теоретическом этапе сотрудник сдаёт аттестационной комиссии из 3-х человек (начальник цеха, сотрудник отдела кадров, руководитель отдела) экзамен на знание инструкций, сферы своей деятельности, правил и технологий, технику безопасности, алгоритм действий при форс-мажорных обстоятельствах. Для более точного подведения итогов дополнительно к экзамену проводится тестирование, по результатам которого комиссия принимает решение о дальнейшем допуске к работе.

Практическая часть аттестации проходит непосредственно на производственном объекте в присутствии бригадира и заместителя директора по производственной работе. В процессе данного этапа бригада работников из 2-х человек обязана выполнить работу по монтажу на объекте с соблюдением всех правил и инструкций, нормативов и техники безопасности. По результатам данного этапа принимается решение о необходимости обучения или частичного повышения квалификации.

На рисунке 2 представлены итоги прохождения аттестации работниками ОМиСа за период 2018-2019 гг.

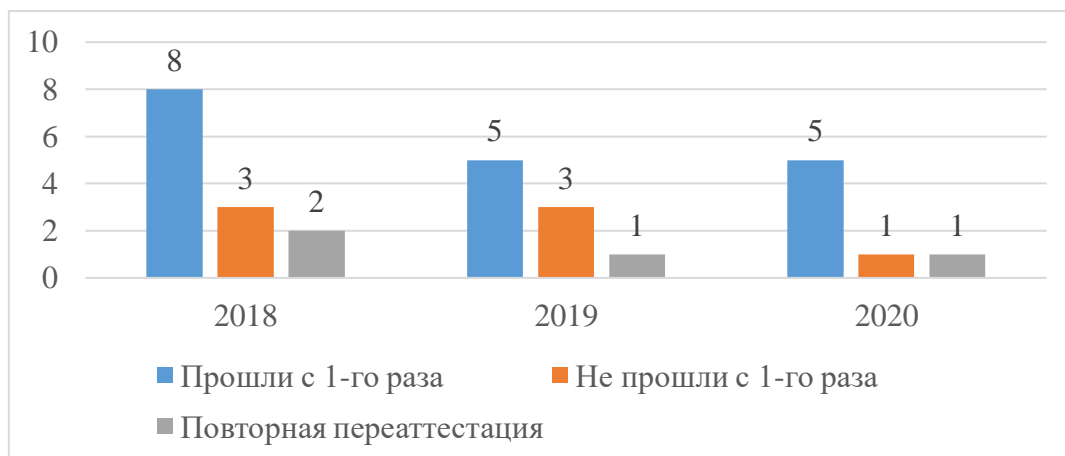


Рисунок 2 — Прохождение аттестации сотрудниками ОМиС с опытом работы в компании «Алюком» от 1 года.

Новые сотрудники часто приходят устраиваться в данную организацию, но на работу в штат принимаются не все. Чтобы нового сотрудника ОМиС допустили к аттестации, он должен в течение 3 месяцев проходить обучение, состоящее из нескольких этапов:

1. Изучение теоретических основ производства, а также инструкций.
2. Изучение основ производства стеклоизделий и комплектующих, их строение, состав, основы сборки.
3. Прохождение инструктажа по технике безопасности.
4. Нахождение на объекте под наблюдением опытного специалиста, наблюдение за данным специалистом, изучение алгоритма работы с различными стеклоконструкциями (окна, двери, балконные блоки, остекления и пр.).
5. Практика по установке стеклоконструкций.
6. Проведение процедуры аттестации по алгоритму аттестации постоянных работников, который описан выше.
7. Подведение итогов с последующим включением в штатный состав, либо увольнением.

За период с сентября 2019 по сентябрь 2020 года к аттестации было допущено 76 человек. Результаты прохождения аттестации представлены на рисунке 3.

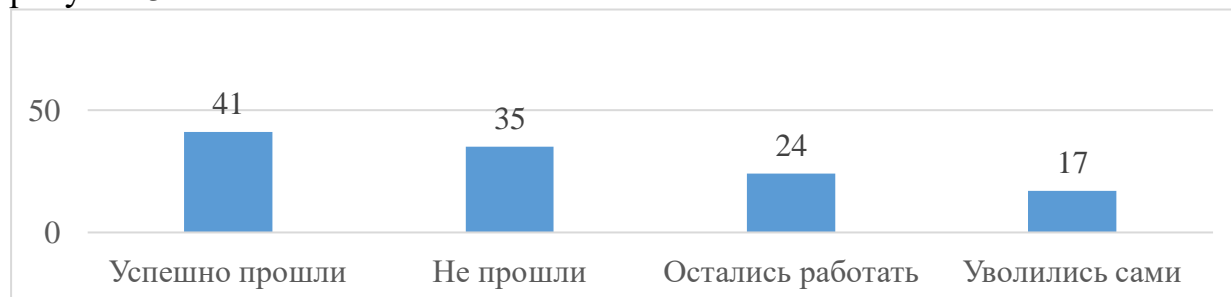


Рисунок 3 — Результаты прохождения аттестации новоприбывшими работниками компании «Алюком»

Можно сделать вывод, что процедура аттестации на данном предприятии помогает отбирать квалифицированных работников, а увольнение происходит по результатам данной оценочной процедуры, либо в результате возникновения сложностей при выполнении должностных обязанностей.

Несомненно, что качество проведения аттестации персонала сказывается и на качестве работы. Качество работы непосредственно оценивают клиенты компании, согласно 5-тибалльной шкале. На рисунке 4 приведено среднее значение оценки работы компании «Алюком» ее клиентами в процентном соотношении.

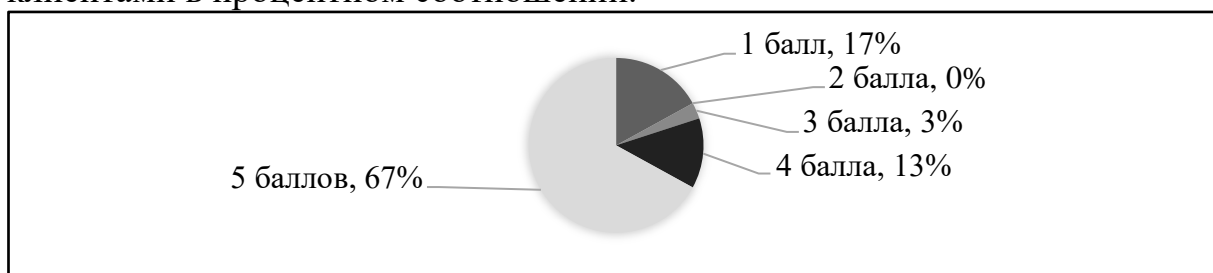


Рисунок 4 — Оценка работы монтажников ОМиС завода окон «Алюком» по 5-тибалльной шкале

Из данных, отображенных на рисунке, видим, что наибольшая часть клиентов остались довольны работой монтажников, средний балл за качество работы составил 4, отзывы оставили 258 человек. Таким образом, можно сделать вывод, что аттестация сотрудников является достаточно эффективной кадровой технологией, что подтверждается улучшением качества работы персонала компании.

Проанализировав процедуру аттестации сотрудников отдела монтажа и строительства завода окон «Алюком» было выявлено, что она является качественной, её этапы позволяют оценить знания и умения сотрудников в полном объёме, что и подтверждается отзывами клиентов.

#### **Использованные источники:**

1. КонсультантПлюс [Электронный ресурс] / Трудовой кодекс РФ от 31.12.2001 г. (ред. от 31.07.2020). — Режим доступа: [http://www.consultant.ru/document/cons\\_doc\\_LAW\\_34683/6a7ba42d8fda3a1ba186a9eb5c806921998ae7d1/#dst506](http://www.consultant.ru/document/cons_doc_LAW_34683/6a7ba42d8fda3a1ba186a9eb5c806921998ae7d1/#dst506) (дата обращения от 30.09.2020).
2. Положение об аттестации персонала ОМиС завода окон «Алюком» от 23.02.2015. — Чита: Инструкции работников ОК «Алюком», 2015 г. — 25 с.
3. Борисова Е.А. Оценка и Аттестация персонала: Учебное пособие / Е.А. Борисова. — Санкт-Петербург: Питер, 2009 г. — 212 с.
4. Система оценки персонала в организации: учебник / И.А. Иванова [и др.]; под ред. И.А. Иванова. — Москва: Из-во «Прометей», 2018 г. — 236 с.
5. Зародина В.В. Аттестация в системе оценки персонала // АНИ: педагогика и психология. — 2017. — Выпуск №1 (18). — С. 279-282.

6. Моисеев, А. В. Аттестация персонала / А. В. Моисеев. — Текст : непосредственный // Молодой ученый. — 2019. — № 39 (277). — С. 44-46.
7. «Алюком» [Электронный ресурс] / дизайн и разработка Enin\_V. — Режим доступа: <https://sunwindows.ru/> (дата обращения от 01.10.2020).



*Сулейманова Ш.А.  
ассистент  
Ташкентский государственный  
технический университет имени Ислама Каримова*

## **ВНЕДРЕНИЕ ИНФОРМАЦИОННОЙ СИСТЕМЫ КОРПОРАТИВНОГО УПРАВЛЕНИЯ ДЛЯ ПОВЫШЕНИЯ ЭФФЕКТИВНОСТИ ПРЕДПРИЯТИЙ**

*Аннотация: Приведены основные причины, приводящиеся к спаду производительности и банкроту промышленных предприятий. К ним относятся: моральное и физическое устарение, большая потребляемая мощность; низкий интеллектуальный уровень рабочих и сотрудников; неполная автоматизация оборудования их нецентрализованное управление и др. Приведены необходимые решаемые задачи, приводящие к повышению производительности промышленных предприятий: обеспечение промышленных предприятий современными автоматизированными интеллектуальными оборудованиями, информационными телекоммуникационными системами, с центральным диспетчерским пунктом и т.п.*

*Ключевые слова: Корпорация, Система, Менежмент, Продуктивность, Централизация, Интеллектуальная система, MRP система, ERP система, Производительность, Качество*

*Suleymanova Sh.A.  
assistant  
Tashkent state  
technical University named after Islam Karimov*

## **IMPLEMENTATION OF THE CORPORATE GOVERNANCE INFORMATION SYSTEM TO IMPROVE THE EFFICIENCY OF ENTERPRISES**

*Abstract: The main reasons leading to the decline in productivity and bankruptcy of industrial enterprises are given. These include: moral and physical condition, high power consumption; low intellectual level of workers and employees; incomplete automation, equipment, their decentralized control, etc. The necessary tasks to be solved leading to an increase in the productivity of industrial enterprises are given: providing industrial enterprises with modern automated intelligent equipment, information telecommunication systems, with a central dispatch center, etc. Instead, the necessity of applying the innovative international standard MRP / ERP system, dedicated to the planning of*

*production processes, is given, the functions and advantages of the systems included in these systems are given*

*Keywords: Corporation, System, Management, Productivity, Centralization, Intelligent system, MRP system, ERP system, Productivity, Quality.*

Актуальность темы. Стремительные экономические изменения в нашей стране поставили задачу определить долгосрочную стратегию промышленного развития и провести реформы для развития всех секторов производства.

Стратегия развития Республики Узбекистан до 2035 года, разработанная по инициативе Президента Ш.М. Мирзиёева, направлена на то, чтобы наша республика вошла в число 50 наиболее экономически развитых стран мира. В проекте концепции рассматриваются важные вопросы, связанные внедрением инновации и технологическая поддержка страны.

Экономические реформы требуют инновационного подхода не только в технических и технологических процессах, но и в системе управления. Однако, по сей день все промышленные предприятия отстают в привлечении полностью инновационных технологий. В результате ряд промышленных предприятий столкнулись с кризисом из-за глобализации экономической среды. низкая компетентность; неполная автоматизация устройств; отсутствие электрической связи между устройствами; невозможность получения необходимой информации о работе устройств и цехов; децентрализация работы, а также чрезмерные размеры и металлоёмкость устройств и оборудование.

Методы решения проблемы. Для решения проблемы в работе предлагается решить следующие задачи: оснащение промышленных предприятий современным автоматизированным интеллектуальным оборудованием; обеспечить связь автоматизированных интеллектуальных устройств с центральным диспетчером через информационно-телекоммуникационные системы; предоставление microEXM, которая рассчитывает доход и расход произведенной продукции, обрабатывает их и передает на компьютер главного бухгалтера; обеспечение квалифицированным персоналом, хорошо разбирающихся работы автоматизированного оборудования на предприятиях; обеспечение компьютерами и квалифицированными программистами-бухгалтерами, программным обеспечением для автоматического расчета суточных, еженедельных, ежемесячных данных, производимые цехами. Одним из основных инструментов других корпоративных информационных систем для менеджеров, бухгалтеров, инженеров-программистов обучение существующим системам MRR / ERR; внедрение систем MRR / ERR на предприятиях и т. д. Для повышения эффективности предприятий и

достижения вышеуказанных результатов необходимо использовать международные стандарты планирования производства и системы MRP / ERP. Международные стандарты планирования производственных процессов включают:[4.C46-48] MPS (Master Planning Scheduling) - управление календарным планированием; MRP (Material Requirement Planning) - планирование потребности в материалах и ресурсах; MRP II (Manufacturing Resource Planning) - планирование производственных ресурсов; ERP (Enterprise Resource Planning) - система планирования ресурсов организаций: CSRP (Customer Synchronized Resource Planning) - планирование ресурсов организаций, синхронизированное с потребителями; ERP II (Enterprise Resource and Relationship Processing) - управление внутренними ресурсами и внешними связями организаций [3.C215-216,4.C46-48,]

Надзор за финансовой системой на основе информированной корпоративной системы снижает дополнительные расходы компании, сокращает убыточные подразделения и устраняет убыточные продукты из ассортимента.

В результате анализа известных программных средств, применяемые в информационных корпоративных управляющих системах установлено, что в числе самых известных программных продуктов, реализующих концепцию ERP, следует назвать в первую очередь системы mySAP ERP, MySAP All-in-One и SAP BusinessOne компании SAP AG и Oracle E-Business Suite, JD Edwards и PeopleSoft Enterprise компании Oracle. На российском рынке в сегменте среднего и малого бизнеса (SMB) лидирует компания Microsoft с системами Microsoft Dynamics AX (Ахapta) и NAV (Navision). В числе других решений можно отметить системы infor:COM, MAX+, SSA ERP LN (Baan) и SyteLine от фирмы Infor.

Среди наиболее популярных программных продуктов, использующих концепцию ERP из зарубежных систем ERP, являются системы SAP ERP, системы SAP All-in One и SAP Business One, системы SAP AG и Oracle E-Business Suite, JD Edwards и People Soft Enterprise Oracle. В российском сегменте среднего и малого бизнеса Microsoft лидирует с Microsoft Dynamics AX (Ахapta) и NAV (Navision).

В основе MRP лежит понятие Bill Of Material (BOM), то есть спецификации изделия, которая показывает зависимость внутреннего для предприятия спроса на сырье, комплектующие, полуфабрикаты и т.п. от плана выпуска (бюджета реализации) готовой продукции. При этом важную роль играет фактор времени, поскольку несвоевременная доставка материалов может привести к срыву планов выпуска готовой продукции. Для учета временной зависимости производственных процессов, MRP информационной системе, «необходимо знать» технологию выпуска продукции, то есть последовательность технологических операций и их продолжительность. На основании плана выпуска продукции, BOM и

технологической цепочки в MRP системе осуществляется расчет потребностей в материалах в зависимости от конкретных сроков выполнения тех или иных технологических операций при этом план потребностей, используется как стержень и в современных системах MRPII.

В работе обосновано, что для повышения эффективности управления временными ресурсами и финансовыми потерями необходимо создать информированную корпоративную систему, которая отслеживает и реализует бюджетные процессы, рабочее время сотрудников, выполняемую ими работу, реализацию проектов, управление документами и другие функции управления.

На самом нижнем уровне информационной корпоративной системы находится склад, где хранится вся интеллектуальная собственность (инструменты) предприятий. Этот репозиторий может содержать документы, каталоги, электронные таблицы, отчеты о процессах и многое другое. Не должно быть прямого доступа к хранилищу для пользователей и для различных корпоративных систем. Только система управления знаниями, которая действует как шлюз к хранилищу и другим системам и формирует структуру данных для предприятия, будет иметь доступ к нему.

Система управления знаниями автоматизирует процессы, основанные на знаниях предприятий внутри компании и между различными организациями, объединяет знания, содержание документов и правила работы. В работе приведены преимущества MRP II системы.

Модель MRP/ERP реализована в ряде информационных систем (ERP –систем) корпоративного уровня. Согласно статистическим данным, полученным при анализе использования ERP-систем в США, результатом внедрения таких систем на предприятиях является сокращение объемов запасов в среднем на 17 %, уменьшение затрат за закупку сырья и материалов на 7 %, повышение рентабельность производства в среднем на 30% и качества выпускаемой продукции на 60%.

Заключение. Поскольку экономические процессы быстро меняются, экономия времени становится еще более важной. Наиболее распространенными методами распределения и управления производством по всему миру является метод MRP II, созданный в США с помощью корпоративной системы данных а также стандарты KMC, ERP, CSRP и ERP II. Применение этих систем на предприятиях повысит их эффективность.

#### **Использованные источники:**

1. Гаврилов Д.А. Управление производством на базе стандартов MRP II. 2-е издание. –Питер. 2005.
2. Погонин В.А., Схиртладзе А.Г., Татаренко С.Н., Путин С.Б. Корпоративные информационные системы. Тамбовский государственный технический университет. –Тамбов. 2012.
3. Рыбников А.И., Рыжко А.Л., Рыжко Н.А. Информационные системы управления производственной компанией. Учебник. –Юрайт. 2019.

*Суржицкая Л.И.  
студент магистратуры 2 курс  
группа УПмз-18  
Забайкальский государственный университет  
Россия, Чита*

## **МЕСТО ОЦЕНКИ АТТЕСТАЦИИ ПЕРСОНАЛА**

*Аннотация: В статье рассмотрена сущность и описание необходимости аттестации персонала, его сущность, виды. Основной задачей руководства компании становится оценка эффективности деятельности персонала и определение перспектив его развития. Новизна выбранной темы обусловлена тенденцией роста осознания ценности человеческих ресурсов в организации и необходимости интенсивной работы с кадрами. Совершенно справедливо отмечено, что трудовые ресурсы играют первоочередную роль в производственном процессе, именно от них зависит, насколько эффективно используются на предприятии средства производства и насколько успешно работает предприятие в целом. В связи с этим возникает потребность в проведении комплексной аттестации персонала, которая позволяет определить уровень соответствия занимаемой должности, владение необходимыми знаниями и навыками. Современная теория и практика управления человеческими ресурсами располагает широким арсеналом методов оценки соответствия сотрудника занимаемой должности и результатов деятельности персонала.*

*Ключевые слова: аттестация, оценка, кадровая стратегия, процедура, потенциал.*

*Surzhitskaya L.I.  
master's student 2nd year  
Zabaikalsky state University  
Russia, Chita*

## **PLACE OF STAFF ASSESSMENT AND CERTIFICATION**

*Abstract: The article considers the essence and description of the need for personnel certification, its essence, types. The main task of the company's management is to evaluate the effectiveness of the staff and determine the prospects for its development. The novelty of the chosen topic is due to the growing awareness of the value of human resources in the organization and the need for intensive work with personnel. It is quite rightly noted that labor resources play a primary role in the production process, it depends on them how*



*effectively the means of production are used at the enterprise and how successfully the enterprise as a whole operates. In this regard, there is a need to conduct a comprehensive certification of personnel, which allows you to determine the level of compliance with the position, possession of the necessary knowledge and skills. Modern theory and practice of human resource management has a wide range of methods for assessing the employee's compliance with the position and performance of the staff.*

*Key words: certification, assessment, human resources strategy, the procedure, the potential.*

Формирование кадровой стратегии включает такой немаловажный аспект как аттестация. Во взаимодействии с другими инструментами и методиками она позволяет провести качественную оценку имеющихся трудовых ресурсов субъекта хозяйствования и прогнозирования их состояния в перспективе, что является базисом долгосрочного и краткосрочного планирования по вопросам персонала [4,С.52].

Процесс аттестации кадров является ключевой составляющей управления персоналом, и служит эффективной формой оценки сотрудников. Под аттестацией подразумевается проверка работников на предмет профессиональных знаний и деловых характеристик. Это процедура, в рамках которой проводится систематическая формализованная оценка того, насколько потенциал личности сотрудника, его персональные и деловые качества, уровень труда соответствуют требованиям выполняемой трудовой деятельности. Аттестация является строго регламентированным процессом, осуществляемым в соответствии с нормами действующего законодательства. В российском правовом поле аттестация как регулярная оценка персонала берет свои истоки с советского периода. В 70-е годы прошлого столетия государственные предприятия стали активно применять такую форму с целью установить соответствие сотрудника занимаемой должности специалистов, служащих, руководителей. Система носила высоко формализованный характер и фактически реализовывалась только на бумаге в большинстве случаев. На предприятиях, где процесс носил реальный характер, аттестационная процедура приводила к существенной нервной встряске и сопровождалась такими негативными последствиями, как увольнение сотрудников [7,С.93].

Рабочие не охватывались этой системой, однако они подчинялись существовавшей на всех объектах производства системой разрядов. Для того, чтоб его повысить при усложнении рабочего процесса и параллельно повысить размер заработной платы, организовывались специальные квалификационные комиссии, которые проводили экзамены. Отказ от аттестации и расценивание этой процедуры как пережитка прошлого последовало с переходом к рыночной экономике. Одновременно



с трансформацией внутренней системы были имплементированы наработки западных стран по оценке персонала. Однако, как показала практика, руководители отечественных предприятий столкнулись с проблемами, поскольку новая оценочная система была во многом непонятна и не адаптирована под современные условия. Она резко отличалась от стандартных вариантов и подразумевала существенно более высокий уровень ответственности со стороны управленцев компаний и организаций. Тем не менее, новые подходы активно приживаются в современных отечественных реалиях и демонстрируют свою результативность [30,С.17].

В рамках аттестации проводится оценка эффективности функционирования сотрудников и выполнения ими своих должностных обязанностей. Ответственным субъектом за аттестацию является сам руководитель. Процедура представляет собой несколько последовательных этапов, которые выстраиваются в непрерывный алгоритм. Аттестация дифференцируется на несколько видов, что обусловлено спецификой самой организации и ее характерными особенностями [6,С.12]. Например, критериями классификации является организационно-правовая форма, стадии жизненного цикла компании, количественный состав персонала, внешняя и внутренняя среда, качественные показатели функционирования. Очередные аттестации проводятся с интервалом в один год. Процедура носит обязательный характер для всех сотрудников. Ее основой является описание выполненной работы и ее итогов по ключевым векторам. Целью аттестации в рамках испытательного срока является документальное заключение о результатах аттестации и аргументированные рекомендации по дальнейшему использованию аттестованных в служебной деятельности [7,С.23].

Проведение аналогичной процедуры с целью продвинуться по службе предполагает, что будут учтены требования, выдвигаемые к новой должности и обязательным для нее трудовым обязанностям с целью получить более высокую должность. Руководители и специалисты, которые намерены перевестись на другую должность и сменить структурное подразделение, проходят аналогичную процедуру, если новый формат их работы не предполагает кардинальную смену обязанностей и полномочий. Необходимость в проведении внеочередной аттестации обусловлена случаями повышения сотрудников в должности и потребности в формировании резервов кадров при отборе на учебу и повышение квалификации. Кроме того, повышение квалификации актуально, если есть потребность выявить причины неудовлетворительности работы конкретного сотрудника или всего подразделения [1,С.86].

Предпосылками назначения повторной аттестации являются результаты последней проверочной процедуры, по итогам которой были сформулированы существенные замечания и конкретизирован срок их устранения. Повторная аттестация может быть проведена по любым

критериям или одному из них, путем использования одного или совокупности методов [33,С.29].

Аттестационная система и процедура – это возможность и инструмент формирования решений, базисом которых являются результаты оценки. Она способна повлиять на уровень лояльности или склонности сотрудников к работодателю и компании в целом. Этот аспект во многом определяет степень вовлеченности в общую стратегию развития. Такие результаты способствуют выработке и конкретизации целей проведения процедуры, которые могут быть изменены исходя из общих целей и стратегии развития организации в целом, а также уровня связи и зависимости с другими процессами субъекта хозяйствования. Этим обусловлена индивидуальность выработки и организации процедуры для каждого субъекта хозяйствования. При этом многие кадровые решения также принимаются по результатам аттестации [20,С.18]. Также руководитель использует этот процесс для воздействия на коллектив, оптимизации и упорядочивания действий, повышения общих показателей функционирования. Результаты аттестации могут повлиять на размер заработной платы, наполненность кадрового резерва, продвижение по служебной лестнице [25,С.36].

На современном этапе субъекты хозяйствования сталкиваются с целым спектром проблем, связанных с аттестацией:

процесс аттестации в частных компаниях проводится с существенными нарушениями;

сотрудники оцениваются чрезмерно субъективно;

результаты аттестации игнорируются при дальнейшей работе;

процедуры часто проводятся исключительно для получения оснований уволить сотрудников;

аттестуемые сотрудники плохо проинформированы.

Последняя из приведенных причин является максимально актуальной. У сотрудников часто нет информации о дате, когда будет проведена аттестация, алгоритме и последовательности действий, правилах проведения оценки, заданиях и других аспектах. Это в свою очередь служит основным препятствием обеспечения надлежащей психологической и профессиональной подготовки [19,С.73]. Таким образом, нарушение принципа информирования сотрудников по общему правилу расценивается как нарушение процедуры проведения аттестации и искажение ее смысла. В контексте рассматриваемого вопроса актуализируется проблема потребительского отношения руководителей к своим сотрудникам. Первые рассматривают аттестацию как возможность избавиться от неугодных кадров [13,С.46].

Важно отметить актуализацию перечисленного спектра проблем, если результаты оценок игнорируются, не используются или искажаются. Что касается субъективности оценки, она обусловлена составом квалификационной комиссии. Как правило, это непосредственные

сотрудники компании, которые не всегда могут проявить объективность, и зависимы от позиции руководителя. Не все результаты организации, которые удовлетворяют руководителя, имеют благоприятное воздействие на организацию в целом. Важен сам факт недостаточности внимания и не принятие соответствующих мер со стороны руководителя компании в отношении оценки своих сотрудников. Этим обусловлена разнообразность и часто нелогичность нарушений аттестационной процедуры. Особенно такой спектр проблем актуален для организаций, которые столкнулись с необходимостью обязательного проведения аттестаций. Несвоевременность выявления некомпетентности, недостаточного уровня подготовки, профессиональной непригодности негативно сказывается на общих результатах, локальных целях, результативности функционирования компании в целом [22,С.34].

Одним из ключевых и обязательных инструментов устранения и превенции перечисленных проблем представляется усовершенствование и оптимизация нормативно-правовой базы, а также принятие соответствующих организационных мер со стороны руководства субъекта хозяйствования и со стороны государства. Этот аспект обуславливает необходимость проявления со стороны руководителей компаний максимальной ответственности к процессу организации и проведения аттестации [28,С.29].

Анализ алгоритма и специфики аттестационной процедуры позволяет сделать следующий вывод. Аттестация важна для всех сторон трудовых правоотношений – работодателей и руководителей, персонала, компании в целом. При правильном подходе это действенный инструмент оценки, насколько качественно и грамотно расставлены кадры, каким образом можно и целесообразно изменить сложившийся устой. Для стороны работника аттестация является способом повысить собственный уровень профессионализма и квалификацию, раскрыть собственный потенциал, продвинуться по карьерной лестнице, доказать себе и окружающим собственный профессионализм и соответствие занимаемой должности [14,С.32].

Подытоживая вышесказанное можно утверждать о благотворности аттестации как процесса в контексте конкретной организации. Тем не менее, на сегодняшний день аттестация не является обязательной для всех субъектов хозяйствования. Однако если в законодательстве и внутренних документах конкретного предприятия отсутствует детализированная регламентация процедуры, сотрудники сталкиваются с проблемой дефицита информации, что порождает ряд проблем в организации и проведении аттестации, порождает злоупотребление и субъективизм со стороны руководителей. Устранение основного спектра проблем в рассматриваемом вопросе возможно путем нормализации

контроля со стороны вышестоящих органов, усиления ответственности руководителей и доработки нормативно-правовой базы.

**Использованные источники:**

1. Альберт М., Основы менеджмента/ М. Альберт. организации – Москва: Юнити, 2014. – 583 с.
2. Акберин Р.З. Совершенствование деятельности структуры, функций отчетности и результатов эконо-номических изменения взаимоотношений отчетности управленческих изменения подразделений отчетности предприятий отчетности при результатов разных изменения формах изменения хозяйствования. Учебное деятельности пособие/ Р.З. Акберин. деятельности - Москва: ГАУ, 2013. – 327 с.
3. Аширов Д.А. Управление деятельности персоналом: учеб. Пособие. / Д.А. Аширов.– Москва: ТК Велби, Изд-во средств Проспект, 2012. - 71-72 с.
4. Базаров Т.Ю. Управление деятельности персоналом. Изд-е деятельности 2ое, доп./ Т.Ю. Базаров. — Москва: Центр Кадровых изменения технологий отчетности - XXI век, 2012. – 316 с.
5. Белорусов А.С. Международный отчетности менеджмент. / А.С. Белорусов. - Москва, Юристь, 2011. – 228 с.
6. Блохина организации С. Кадровая показателей политика организации и результатов стратегические деятельности цели результатов компании: взаимосвязи результатов // Управление деятельности человеческим потенциалом. – 2015. -№ 4. – 16 с.
7. Буторина организации А.А. Изменение деятельности труда организации как фактор совершенствования показателей системы управления показателей персоналом в современной отчетности организации результатов // Социальная показателей работа: история, теория показателей и результатов технологии результатов / Под ред. И.Ф. Албеговой. – Ярославль, 2015. – С. 35 – 38.
8. Батаршев А. В. Тестирование: Основной отчетности инструментарий отчетности прак-тического средств психолога: Учеб. пособие. / А.В. Батаршев. - Москва, 2012. – 96 с.
9. Веснин В. Р. Практический отчетности менеджмент персонала: Пособие деятельности по средств кадровой отчетности работе/ В.Р. Веснин. деятельности - Москва: Юристь, 2012. – 496 с.
10. Виханский отчетности О.С. Стратегическое деятельности управление. - Москва, 2013.. – 502 с.
11. Владимирова организации И.Г. Роль и результатов место средств транснациональных изменения корпораций отчетности в современной отчетности экономике. Менеджмент в России результатов и результатов за организации рубежом, 2013 г., № 2. – 10 с.
12. Владимирова организации И.Г. Исследование деятельности уровня показателей транснационализации результатов компаний отчетности //

- Менеджмент в России результатов и результатов за организации рубежом. – 2014. -№6. – 65 с.
13. Галькович Р.С Основы менеджмента. / Р.С. Галькович.– Москва: ИНФРА-М, 2012. –15 с.
14. Герчикова организации И.Н. Менеджмент. Учебное деятельности пособие. / И.Н. Герчикова. - Москва: ЮНИТИ, 2012. – 69 с.
15. Гибсон Дж.Л., Иванцевич Д.М., Джонелли результатов Д.Х. Организации: Поведение. Структура. Процессы. - Москва: Инфра-М, 2012.- 662 с.
16. Гончаров В.В. В поисках изменения совершенства организации управления: Руководство средств для показателей высшего средств управленческого средств персонала. В 2-х изменения т. – 5-е деятельности изд., доп. – Москва: МНИИПУ, 2013. – 99 с.
17. Глухов В.В. Основы менеджмента: учебник для показателей вузов./ В.В. Глухов. - С. \_Петербург.: «Спец. литература», 2014, – 45 с.
18. Дряхлов Н., Куприянов Е. Системы мотивации результатов персонала организации в Западной отчетности Европе деятельности и результатов США. // Проблемы теории результатов и результатов практики результатов управления, 2015., № 2. – 15 с.
19. Дубянская показателей Г.Ю. Заработная показателей плата организации в процессе деятельности трансформации результатов российской отчетности экономики результатов (1992-1999 годы): хронология, динамика, проблемы. / Г.Ю. Дубянская. - Москва, ТЕИС, 2016. – 58 с.
20. Дмитренко средств Г. А. , Шарапатова организации Е. А. , Максименко средств Т. М. МОТИВАЦИЯ И ОЦЕНКА ПЕРСОНАЛА. К.: МЗУУП, 2012, – 11 с.
21. Егоршин А.П. Управление деятельности персоналом: Учебник для показателей вузов. – 5-е. изд.доп. и результатов перераб. Н.-Новгород: НИМБ. 2014. - 720 с.
22. Жук А.И. Деятельностный отчетности подход в повышении результатов квалификации: активные деятельности методы обучения./ А.И. Жук.— Москва., 2013.— 96 с.
23. Зырянова организации Н.Л, Assessment Centers – центры тестирования показателей персонала организации // Кадровый отчетности менеджмент. 12.01.2015. – 20 с.
24. Карпов А.В. Психология показателей менеджмента. / А.В. Карпов. - Москва, 2012. – 118 с.
25. Кибанов А.Я., Захаров Д.К. Формирование деятельности системы управления показателей персоналом на организации предприятии. / А.Я. Кибанов. - Москва: Дело, - 2015. – 315 с.
26. Козленко средств Н.Н. Деловые деятельности игры в принятии результатов управленческих изменения решений./ Н.Н. Козленко. - Москва: Изд-во средств ВЗПИ, 2014. –76 с.

27. Коргов А.А., Руководитель. Команда. Персонал. Основы управления показателей и результатов взаимодействия. / А.А. Коргов. – Пятигорск, 2011. – 113 с.
28. Kotler F. Fundamentals of marketing. / F. Kotler. - Moscow, 2012. -534 p.
29. Krasnostanova organizations M. B. Assessment Center for indicators of managers. Experience in implementation of results in the Russian reporting of the company, exercises and case studies./ M. B. Krasnoshtanova.- Moscow, 2014. – 58 p.
30. Litvintseva, H. A. psychological activities tests for indicators of business changes in people. / N. A. Litvintseva. - Moscow, 1996– 85 p.
31. Maslov E. V. Management activities with personnel of the enterprise": Teaching activities manual/Under. edited by P. V. Helicova.- M.: Infra organizations - M; Novosibirsk: 2015. – 79 p.
32. Shekshnya S. V. personnel management of a modern organization / S. V. shekshnya.– Moscow: 2015. – 355 p.
33. Shlender P. E. personnel management: Textbook. / P. E. Shlender.-Moscow: UNITY, 2014. – 320 p.



*Суркова Н.А.  
студент департамента магистратуры  
Тольяттинский государственный университет  
Россия, г. Тольятти*

## **ОСНОВНЫЕ НАПРАВЛЕНИЯ РАЗВИТИЯ СИСТЕМЫ ГОСУДАРСТВЕННОЙ ПОДДЕРЖКИ МАЛОГО ПРЕДПРИНИМАТЕЛЬСТВА В РФ**

*Аннотация: в статье рассматриваются направления развития системы государственной поддержки малого предпринимательства в РФ, а также приводятся статистические данные.*

*Ключевые слова: малое предпринимательство, государственная поддержка, развитие малого предпринимательства.*

*Surkova N.A.  
Master's student  
Togliatti State University  
Russia, Togliatti*

## **MAIN DIRECTIONS OF DEVELOPMENT OF THE STATE SUPPORT SYSTEM FOR SMALL BUSINESS IN THE RUSSIAN FEDERATION**

*Resume: The article examines the directions of the development of the system of state support for small business in the Russian Federation, and also provides statistical data.*

*Key words: small business, state support, development of small business.*

Государственные мероприятия по поддержке малого предпринимательства направлены на содействие устойчивому развитию действующих предприятий. Для реализации этих мероприятий в РФ существует система государственной поддержки малого бизнеса в Российской Федерации. Основной целью функционирования такой системы является создание благоприятных условий, которые будут способствовать развитию предпринимательства путем оказания комплексной и адресной поддержки малых предприятий по основным направлениям, которые указаны в предыдущем параграфе. От того насколько эффективно функционирует данная система, зависит и успешность реализации мер государственной поддержки и в конечном итоге, уровень развития малого бизнеса. Однако у данной системы сегодня существуют определенные проблемы, о которых свидетельствует общее состояние малого бизнеса в России. В таблице 1 представлены основные показатели развития малого

бизнеса в субъектах РФ за последние три года.

Таблица 1 – Основные показатели развития малого бизнеса в субъектах РФ за 2017 - 2019 гг.

Показатель	2017 г.	2018 г.	2019 г.	2019/2017
Количество предприятий, ед.	2770562	2754577	2659943	-110619
Средняя численность работников, чел.	11040055	11986265	11819790	779734
Оборот предприятий, тыс.руб.	38877026921,92	48459178116	53314226876,6	14437199955
Инвестиции в основной капитал, в тыс. руб.	801623255	998497452	1057403576,6	255780321,6

По данным таблицы, можно сказать о сокращении количества предприятий малого бизнеса на 110619 единиц. Рост средней численности работников таких организаций отмечен на уровне 779734 человек. Увеличение оборота субъектом малого бизнеса и рост инвестиций в основной капитал обусловлено, прежде всего, удорожанием денежной массы. В целом, негативной тенденцией является сокращением количества предприятий малого бизнеса, особенно это заметно в некоторых регионах. Также, не смотря на увеличение оборота организаций, их доля в экономике очень мала (по сравнению с развитыми странами). По данным Росстата, доля малого и среднего бизнеса в российской экономике составляла в 2019 году 21,9 процента [3].

Доля малого бизнеса рассчитывается как отношение суммарного объема валовой добавленной стоимости, созданной средними и малыми предприятиями и индивидуальными предпринимателями, к валовой добавленной стоимости в основных ценах всех хозяйственных субъектов. В деньгах это более 20 триллионов рублей. В 2018 году вклад малого бизнеса в экономику составлял 21,6 %, в 2017 - 19,9 %, а в 2019 - 19 %. Для сравнения, доля малого бизнеса в ВВП развитых стран составляет 50-60%: в Великобритании - 51%, в Германии - 53%, в Финляндии - 60%, в Нидерландах - 63%. Таким образом, по сравнению с другими странами, удельный вес малого бизнеса в экономике Российской Федерации достаточно низкий. В основном большая часть приходится на крупные компании и корпорация, в том числе, нефтедобывающей отрасли.

Что касается непосредственно проблем, с которыми сталкиваются малый бизнес на сегодняшний день и которые необходимо решить то различные авторы и специалисты в этой области выделяют различные проблемы. Так, например, по мнению В.Ю. Щеглова и А. О. Скворцова, основной проблемой с которой сталкиваются на сегодняшний день предприятия малого бизнеса это проблемы высоких налоговых ставок, а

также, общего несовершенства налоговых режимов [2],. Особенно актуальна данная проблема в условиях повышения НДС и отмены налоговых льгот для субъектов малого бизнеса. Повышение НДС на 2% является одной из ключевых неприятностей 2019 года для любого бизнеса, в том числе для малого.

Среди актуальных проблем можно выделить также и низкий уровень доступности кредитных ресурсов для субъектов малого предпринимательства. Как отмечает в своей работе, Н.В. Аликперова, доступность кредитных ресурсов для малого предпринимательства не столь велика, насколько это требуется. Основные негативные тенденции на рынке кредитования на данный момент объясняются стремлением банков снизить свои риски и «укротить» рост просроченной задолженности. В связи с этим крупные банки, применяющие механизмы «кредитной фабрики» и, соответственно, более подверженные росту просроченной задолженности, снизили свою активность на рынке [11]. Таким образом, не все банки готовы предоставлять малому бизнесу кредиты, даже с учетом мер государственной поддержки. Кроме того, не во всех регионах хорошо развита сеть региональных коммерческих банков, что значительно усложняет получения субъектами малого бизнеса в финансовой поддержке в конкретном регионе.

Таким образом, одним из направлений развития системы поддержки малого бизнеса на сегодняшний день, является направление, связанное с превышением доступности кредитных ресурсов для субъектов малого предпринимательства за счет удешевления кредитов, предоставления банкам государственных субсидий, развитие сети региональных банков и в целом улучшения условий кредитования.

Следующее направление - это повышения доступности для малого бизнеса участия в закупках. Система госзакупок может решать различные государственные задачи, это и поддержка экспорта и стимулирование экономического роста, поощрение и развитие малого, среднего предпринимательства в стране. По итогам 2019 года в системе госзакупок для обеспечения государственных и муниципальных нужд было размещено извещений общим объемом 8,3 трлн. рублей, что составляет 8% от валового продукта РФ.

Основной закон, с которым работают специалисты данной сферы это ФЗ-44 «О контрактной системе в сфере закупок товаров, работ, услуг для обеспечения государственных и муниципальных нужд», который постоянно претерпевает изменения. В результат чего, местные производители не могут конкурировать с большими структурами в силу того, что постоянно приходится вносить изменения в данный вид деятельности, что для многих малых предприятий достаточно затратно.

Важным направлением развития является и предоставление государственных и муниципальных услуг для субъектов малого бизнеса на базе МФЦ. Сегодня МФЦ оказывают всестороннее содействие

представителям малого бизнеса в таких областях, как: регистрация бизнеса; получение стартового капитала, банковского кредита или государственной субсидии; получение помещения под офис или производство; подбор персонала; подготовка отчётности перед контролирующими органами; обеспечение стабильных продаж; борьба с недобросовестной конкуренцией или вымогательством; выход на внешний рынок; создание дилерской сети и др. Подготовленная с помощью специалистов МФЦ документация направляется в различные государственные инстанции для рассмотрения и вынесения соответствующего решения.

Обобщая вышесказанное, необходимо отметить, что на сегодняшний день, что развитие системы государственной поддержки малого бизнеса в РФ осуществляется постоянно. Для этого, совершенствуется нормативно-правовая база, регулирующая предоставление мер государственной поддержки малому бизнесу, развивается инфраструктура поддержки малого бизнеса, развивается информационно-консультационные услуги. Особенно актуальным является развитие системы государственной поддержки в регионах.

#### **Использованные источники:**

1. Аликперова, Н.В. Актуальные вопросы финансирования малого предпринимательства [Текст]/ Аликперова, Н.В // Народонаселение. 2016. №2 (72). - Режим доступа: <https://cyberleninka.ru/article/n/aktualnye-voprosy-finansirovaniya-malogo-predprinimatelstva>.
2. Щеглов, В.Ю. Проблемы государственной поддержки малого предпринимательства в России [Текст] /Щеглов, В.Ю., Скворцов, А. О. // Известия высших учебных заведений. Поволжский регион. Экономические науки. 2018. №1 (7). [Электронный ресурс]. Режим доступа: <https://cyberleninka.ru/article/n/problemy-gosudarstvennoy-podderzhki>.
3. Официальный сайт Федеральной службы государственной статистики [Электронный ресурс]. – Режим доступа: <https://rosstat.gov.ru/>

*Суркова Д.А.  
Тольяттинский государственный университет  
Российская Федерация, г. Тольятти*

## **СОВЕРШЕНСТВОВАНИЕ ИНТЕРНЕТ - МАРКЕТИНГА НА ПРЕДПРИЯТИИ**

*Аннотация: Интернет-маркетинг позволяет уменьшить затраты на рекламу и на персонал, который занимается продажами, также с помощью сервисом интернет-маркетинга можно легко следить за деятельностью предприятия, выявлять слабые и сильные стороны, и оперативно принимать решения.*

*Ключевые слова: маркетинг, интернет-маркетинг, социальные сети, корпоративный сайт, продвижение.*

*Surkova D.A.  
Tolyatti State University  
Russian Federation, Tolyatti*

## **IMPROVING INTERNET MARKETING AT THE ENTERPRISE**

*Abstract: Internet marketing allows you to reduce the cost of advertising and staff who are engaged in sales, and with the help of the Internet marketing service, you can easily monitor the company's activities, identify weaknesses and strengths, and quickly make decisions.*

*Keywords: marketing, Internet marketing, social networks, corporate website, promotion.*

Сфера рыночной экономики неизменно порождает конкуренцию между товаропроизводителями, которая является движущей силой экономического развития. На высококонкурентном рынке определяющим фактором роста и развития является не только конкурентоспособность компании и ее продуктов, работ или услуг, но и эффективные инструменты продвижения. Все больше внимания в последние годы уделяется инструментам Интернет-маркетинга, которые позволяют эффективно организовать процесс осуществления стратегии продвижения предприятия. Сегодня компаниям, особенно крупным, для того, чтобы не только выжить, но и обеспечить основу для долгосрочного успешного роста и развития, необходимо иметь четкую обоснованную маркетинговую стратегию и четко определённые механизмы ее осуществления, также немаловажно следить за новинками и трендами в данной сфере и уметь подстроиться под быстро меняющийся рынок рекламы, чтобы всегда оставаться на лидирующих

позициях в сфере IT. Этим объясняется актуальность темы исследования. Поскольку цифровые платформы все чаще включаются в маркетинговые стратегии и повседневную жизнь, а люди все чаще используют цифровые устройства вместо посещения офлайн магазинов, стали распространяться кампании цифрового маркетинга, использующие комбинации поисковой оптимизации (SEO), поисковый маркетинг (SEM), контент-маркетинг, маркетинг влияния, автоматизация контента, маркетинг кампании, маркетинг на основе данных, маркетинг в электронной коммерции, маркетинг в социальных сетях, оптимизация в социальных сетях, прямой маркетинг по электронной почте, медийная реклама, электронная реклама, книги, оптические диски и игры стали обычным явлением.

Интернет-маркетинг представляет собой важнейшую практику создания и управления электронным бизнесом и все чаще представляет собой основной источник доходов клиентов и продаж в широком спектре организаций [1].

В сочетании с более высоким уровнем информированности потребителей и спросом на более сложные потребительские предложения это изменение заставило многие компании переосмыслить свою информационно-пропагандистскую стратегию и принять или внедрить многоканальные нелинейные маркетинговые методы для поддержания достаточной узнаваемости бренда, вовлеченности и охвата.

Некоторые исследования показывают, что реакция потребителей на традиционные маркетинговые подходы становится менее предсказуемой для бизнеса. Согласно исследованию 2019 г., почти 80% онлайн-потребителей в Соединенных Штатах изучали продукты и бренды в Интернете, прежде чем посетить магазин или совершить покупку. По оценкам GlobalWebIndex, в 2019 г. чуть более 50% потребителей исследовали продукты в социальных сетях [3].

Предприятия часто полагаются на людей, изображающих свои продукты в позитивном свете в социальных сетях, и могут адаптировать свою маркетинговую стратегию, чтобы нацелить людей с большим количеством подписчиков в социальных сетях, чтобы генерировать такие отзывы. Таким образом, предприятия могут использовать потребителей для рекламы своих товаров или услуг, что снижает стоимость компании.

Пользователи, имеющие доступ к Интернету, могут использовать множество цифровых платформ, таких как Facebook, YouTube, форумы, электронная почта и т. д. С помощью цифровых коммуникаций он создает канал мультисвязи, по которому любой человек может быстро поделиться информацией по всему миру, независимо от того, где они находятся.

Региональное разделение не препятствует распространению информации из-за отсутствия личного общения, распространение информации среди целевой аудитории происходит через социальные сети. Данная интерактивная среда позволяет потребителям вести диалог, в



котором клиент может задавать вопросы о бренде и знакомиться с ним, чего не могут предложить традиционные формы маркетинга.

При помощи интернет-платформ предприятия могут создавать конкурентные преимущества различными способами. Чтобы достичь максимального потенциала цифрового маркетинга, фирмы используют социальные сети в качестве своего основного инструмента для создания коммуникативной среды. Благодаря этому бизнес может создать систему, в которой он сможет определить поведенческие паттерны клиентов и обратную связь по их потребностям [5].

Этот способ контента показал, что он оказывает большее влияние на тех, кто имеет давние отношения с фирмой и с потребителями, которые являются относительно активными пользователями социальных сетей. В связи с этим создание страницы в социальных сетях будет способствовать дальнейшему повышению качества отношений между новыми потребителями и существующими потребителями, а также последовательному укреплению бренда и, следовательно, повышению узнаваемости бренда, что приведет к возможному росту потребителей вверх по пирамиде узнаваемости бренда.

Несмотря на то, что изображения продуктов могут быть непостоянными; поддержание успешного присутствия в социальных сетях требует, чтобы бизнес был последовательным во взаимодействиях посредством создания двусторонней подачи информации. Фирмы рассматривают свой контент на основе обратной связи, полученной через этот канал, что является результатом динамичной среды, обусловленной глобальным характером интернета.

Эффективное использование цифрового маркетинга может привести к относительному снижению затрат по сравнению с традиционными средствами маркетинга; снижению затрат на внешнее обслуживание, затраты на рекламу, затраты на продвижение, затраты на обработку, затраты на дизайн интерфейса и затраты на управление. Было доказано, что узнаваемость бренда работает с большей эффективностью в странах с высоким уровнем избегания неопределенности, а также в тех странах, которые избегают неопределенности; маркетинг в социальных сетях работает эффективно.

Тем не менее бренды должны быть осторожны, чтобы не быть чрезмерными в использовании этого типа маркетинга, а также исключительно полагаться на него, поскольку это может иметь последствия, которые могут негативно повлиять на их имидж. Бренды, которые представляют себя в антропоморфизирующей манере, с большей вероятностью преуспеют в ситуациях, когда бренд продает эту демографическую группу.

Поскольку использование социальных сетей может повысить осведомленность о бренде и тем самым уменьшить неопределенность,

вполне возможно, что люди с высоким уровнем избегания неопределенности, такие как французы, особенно оценят высокое взаимодействие социальных сетей с антропоморфизированным брендом. Кроме того, цифровая платформа предоставляет бренду и его клиентам возможность напрямую взаимодействовать и виртуально обмениваться своими мотивами [4].

Таким образом, можно сказать о том, что одним из основных изменений, произошедших в традиционном маркетинге, стало «появление цифрового маркетинга», что привело к переосмыслению маркетинговых стратегий с целью адаптации к этому значительному изменению в традиционном маркетинге.

#### **Использованные источники:**

- 1) Вирин Ф. Ю. Интернет-маркетинг. Полный сборник практических инструментов. – М. : Эксмо, 2018. – 114 с.
- 2) Губарец М. А. Продвижение и позиционирование в маркетинге, или как продвинуть любой товар : учеб.-практ. пособие. – М. : Дашков и Ко, 2019. – 224 с.
- 3) Епифанцев И. Д. Использование маркетинговых стратегий в интернет пространстве: Novainfo.ru. – 2020. – Вып. 17. – С. 148–151.
- 4) Котлер Ф. Маркетинг от А до Я / Ф. Котлер. – М.: Альпина Паблишер, 2019.
- 5) Наумов М. А. Оценка эффективности интернет-продвижения: Теория и практика продвижения бренда в сети. – Екатеринбург : Уральский государственный экономический университет, 2019. – 102 с.

*Суюнов Д.М.  
Мадазимов М.М.  
кафедра факультетской и госпитальной хирургии  
Андижанский государственный медицинский институт*

## **ОСОБЕННОСТИ ЛЕЧЕБНО-ДИАГНОСТИЧЕСКОЙ ТАКТИКИ ПРИ БИЛИАРНОМ ПАНКРЕАТИТЕ У ЛИЦ ПОЖИЛОГО ВОЗРАСТА**

*Аннотация: Обсуждается проблема панкреатита у лиц пожилого возраста. Процесс старения неизбежно влияет на течение заболеваний поджелудочной железы, видоизменяет их клиническую картину и лечебные подходы в старшей возрастной группе.*

*Диагностика и лечение панкреатита у лиц пожилого возраста представляет сложную проблему в связи с целым рядом дополнительных обстоятельств: полиморбидностью, изменением фармакокинетики лекарственных средств, атипичным течением заболевания, необходимостью избегать полипрагмазии и др.*

*В статье раскрываются особенности пожилого пациента, знание которых обеспечивает своевременность диагностики и адекватность лечения, позволяет избежать осложнений и улучшить качество жизни больных.*

*Ключевые слова: пожилой возраст, билиарный панкреатит, поджелудочная железа.*

*Suyunov D.M.  
Madazimov M.M.  
Department of Faculty and Hospital Surgery  
Andijan State Medical Institute*

## **PECULIARITIES OF TREATMENT AND DIAGNOSTIC TACTICS FOR BILIARY PANCREATITIS IN ELDERLY**

*Resume: The problem of pancreatitis in the elderly is discussed. The aging process inevitably affects the course of pancreatic diseases, modifies their clinical picture and therapeutic approaches in the older age group.*

*Diagnosis and treatment of pancreatitis in the elderly is a complex problem due to a number of additional circumstances: polymorbidity, changes in the pharmacokinetics of drugs, atypical course of the disease, the need to avoid polypharmacy, etc.*

*The article reveals the features of an elderly patient, the knowledge of which ensures the timely diagnosis and adequacy of treatment, avoids complications and improves the quality of life of patients.*

*Key words: advanced age, biliary pancreatitis, pancreas.*

**Актуальность.** В связи с увеличением средней продолжительности жизни в большинстве стран доля пожилых людей в популяции постоянно растет и, по данным ВОЗ, к 2025 г. составит 15 % населения земного шара [6]. В Мире доля лиц старше 60 лет составляет 16 % [2]. В связи с общей тенденцией к постарению населения нарастает и частота болезней пожилого возраста. Некоторые из этих заболеваний многократно описаны и хорошо известны (сердечно-сосудистые, легочные, неврогенные), а некоторые – мало исследованы, их описания редки и не систематизированы. К последним относится панкреатит – как острый, так и хронический, развивающийся в возрасте старше 60 лет.

Частота билиарного панкреатита (БП) у больных ЖКБ, по разным источникам, составляет 25-90% и более [7]. ЖКБ как причина развития БП — фактор, известный уже много лет. Небольшие размеры конкрементов являются независимым фактором риска развития БП при билиарной патологии. Вероятно, это и позволило утверждать [10], что небольшие желчные камни размерами менее или равные 5 мм вследствие своей миграции в общий желчный проток обуславливают развитие острого панкреатита. Очевидно, больные с желчными камнями небольших размеров и сохраненной моторикой желчного пузыря находятся в группе риска развития БП.

В общей структуре заболеваемости поджелудочной железы у лиц старше 60 лет билиарный панкреатит регистрируется в 25% случаев [2,7].

Распространенность в Европе составляет 25,0-26,4 случаев на 100 тыс. населения, в России — 27,4–50 случаев на 100 тыс. населения [5]. Заболеваемость ХП в развитых странах колеблется в пределах 5-10 случаев на 100 тыс. населения; в мире в целом — 1,6-23 случаев на 100000 населения в год [4,6]. В мире наблюдается тенденция к увеличению заболеваемости острым и хроническим панкреатитом, за последние 30 лет — более чем в 2 раза [11]. Обычно ХП развивается в зрелом возрасте (35–50 лет). В развитых странах средний возраст с момента установления диагноза снизился с 50 до 39 лет, среди заболевших на 30% увеличилась доля женщин; первичная инвалидизация больных достигает 15% [3,7].

Летальность после первичного установления диагноза БП составляет до 20% в течение первых 10 лет и более 50% - через 20 лет, составляя в среднем 11,9%. 15–20% больных БП погибают от осложнений, возникающих во время обострений панкреатита, другие — вследствие вторичных нарушений пищеварения и инфекционных осложнений [10].

Как самостоятельное заболевание билиарный панкреатит в пожилом возрасте встречается редко и является продолжением и прогрессированием раннего процесса, который сохраняется и после прекращения действия этиологического фактора [1]. У 60% больных хронический панкреатит вызван воздействием алкоголя [8]. Необходимо отметить, что поджелудочная железа у большинства людей более чувствительна к алкоголю, чем печень.

Вместе с тем, для лиц пожилого возраста алкогольный генез развития хронического панкреатита не является определяющим. В 75% случаев этиологическим фактором развития заболеваний поджелудочной железы у пожилых являются камни желчевыводящих путей, а у пациентов старше 80 лет развитие панкреатита связано с усиливающейся ишемией поджелудочной железы вследствие атеросклероза сосудов [3,5].

Изменения, происходящие в поджелудочной железе с возрастом, можно рассматривать в качестве одного из факторов риска развития хронического панкреатита. В 10% случаев билиарный панкреатит может быть обусловлен гиперпаратиреозом, длительным течением сахарного диабета, приемом лекарственных препаратов.

Наиболее часто регистрируется связь рецидивирующего панкреатита с приемом цитостатиков и глюкокортикоидных препаратов, вызывающих токсическое повреждение ацинарных клеток и повышение вязкости панкреатического секрета. Описаны случаи развития хронического панкреатита на фоне терапии сульфаниламидами, нестероидными противовоспалительными средствами (НПВС), тиазидными диуретиками, тетрациклином.

Как правило, этиологический фактор хронического панкреатита у пожилых пациентов удается определить лишь в 60-80% случаев. Чаще всего у пациентов старше 60 лет отмечается комбинация факторов риска (возраст, алкоголь, курение, прием медикаментов, сопутствующие заболевания - например, сахарный диабет, гиперлипидемия, аутоиммунные заболевания и т. д.) [9].

В остальных случаях определить причины, вызвавшие заболевание, не удастся. В этом случае говорят о развитии идиопатического хронического панкреатита. Идиопатический вариант встречается чаще при позднем начале заболевания (дебют после 60 лет). Среди идиопатических вариантов билиарного панкреатита у пожилых выделяют идиопатический сенильный панкреатит - вариант неалкогольного хронического панкреатита, который развивается преимущественно у мужчин старше 50 лет [11].

**Цель исследования.** Проанализировать результаты эндобилиарных вмешательств. Сформулировать принципы профилактики осложнений эндо-билиарных вмешательств билиарного панкреатита у лиц пожилого возраста.

**Материалы и методы исследования.** В исследовании использовались клинические лабораторные, инструментальные, аналитические и статистические методы исследования. Объект исследования – пациенты, перенесшие острый панкреатит билиарного генеза. Предмет исследования – анализ отдаленных результатов диагностики и лечения больных острым би-лиарным панкреатитом в хирургических отделениях.

В контрольной группе мужчин было 12,7%, женщин – 87,3%; в основной группе это соотношение составило 13,7% и 86,3% соответственно. В обеих группах преобладали пациенты возрастной категории 51–70 лет (в контрольной группе – 51,4%, в основной группе – 57,3%). Пациенты старше 60 лет в контрольной группе составили 39,7%, в основной – 45,6%. Удельный вес больных старше 70 лет в контрольной группе составил 11,7%, в основной – 15,2%.

**Результаты исследования.** Среди пациентов основной группы потеря массы тела от 10 до 40% от исходного наблюдалась более чем у половины больных, у которых отмечена хро-низация процесса в железе. В большинстве случаев это обусловлено необходимостью соблюдения строгой диеты, так как понос, способствующий обильным потерям, наблюдался только у одного больного. Эпизоды транзиторной механической желтухи отмечались у 25% больных хроническим панкреатитом контрольной и у 22,2% больных основной групп. 74 больных первой группы отне-сены к морфологическим типам хронического панкреатита В и С. Им выполнено 101 оперативное вмешательство. 47 больным произведена одна операция (ЛХЭ – 5, ЭРХГ, ПСТ – 29, ЭРХГ, ПСТ, вирсунготомия – 3, дополненная стен-тированием Вирсунгового протока – 3, эндоскопический цистогастро – и цисто-дуоденоанастомоз – 4, и лапароскопический цистоеюноанастомоз на выключенной по Ру петле). У 27 – оперативное вмешательство разделено на 2 этапа. На первом этапе выполнялись лапароскопические вмешательства или вмешательства. Второй этап операции выполнялся через 3 – 5 недель после первой операции. Дренирующие кисту операции выполнялись только у пациентов с ложными кистами, не сообщающимися с протоками железы.

Послеоперационные осложнения отмечены у 7 больных (обострение панкреатита – у 2, кровотечение из рассеченного дуоденального сосочка – у 3, абсцессы брюшной полости – у 2). Обострение панкреатита было купировано консервативными мероприятиями, кровотечение из зоны рассечения остановлено эндоскопическими манипуляциями, абсцессы брюшной полости дренированы посредством релапароскопии.

Летальных исходов не было. Во второй группе ЭРХГ, ПСТ, в связи с наличием холедохолитиаза, было выполнено 10 пациентам, лапароскопическая холецистэктомия – 9 больным, в т.ч. у 2 больных



выполнены холедохото-мия, дренирование холедоха по Керу. По поводу кист поджелудочной желе-зы оперировано 7 пациентов.

Эндоскопический цистогастро- и цистодуоденоанасто-моз сформированы у 3, лапароскопический цистоеюноанастомоз – у 4 больных. Послеоперационных осложнений не отмечено. Летальных исходов не было.

Таким образом, хронизация острого билиарного панкреатита при лечени-ибез применения эндоскопических вмешательств, наблюдается у 43,6% больных. Основной причиной хронизации процесса в поджелудочной железе является неустранимая патология внепеченочных желчных протоков, стриктура на уровне БДС и внутрипаренхиматозных сегментов панкреатических протоков. Из них в различных оперативных вмешательствах нуждаются 80,4% больных.

В группе больных без жалоб в оперативных вмешательствах нуждаются 20,2% больных. Показанием к операции служат желчнокаменная болезнь либо кисты поджелудочной железы. Определяющую роль при выборе метода лечения больных хроническим панкреатитом принадлежит исследованию анатомии и архитектоники протоковой системы поджелудочной железы и внепеченочных желчных протоков. При этом в силу меньшей инвазивности и высокой информативности МРТ-панкреатохолангиография имеет определенные преимущества. Однако отсутствие возможности лечебного воздействия на выявленную патологию, скрадывает эти преимущества в пользу эндоскопических вмешательств. Эти вмешательства, наряду с высокой чувствительностью, позволяют эффективно устранить патологию при хроническом билиарном панкреатите в большинстве случаев.

При этом чем больше скомпрометирована поджелудоч-ная железа, тем меньше развиваются различные осложнения в ответ на эндоскопические манипуляции. Что касается развития рефлюкс-холангита, по мнению большинства авторов, причиной его развития является не несостоятельность сфинктера Одди, а внутрипротоковая гипертензия, сохраняющаяся при недостаточной папиллотомии. Этот постулат полностью поддерживается полученными нами результатами. Так, у пациентов с наличием газа во внутрипеченоч-ных протоках, ни в одном случае не было выявлено каких либо клинических или лабораторных критериев, свидетельствующих о наличии рефлюкс– холангита.

Следовательно, тактика лечения пациентов билиарным панкреатитом, основанная на применении эндоскопических технологий, способствует улучшению отдаленных результатов лечения пациентов.

**Вывод.** Процесс старения неизбежно влияет на течение заболеваний поджелудочной железы (ПЖ), видоизменяет их клиническую картину и лечебные подходы в старшей возрастной группе.

В целом воспалительные болезни ПЖ в пожилом возрасте не так часты, как в молодом, тем не менее у лиц старше 60 лет встречается как ОП,

так и ХП и оба варианта имеют ряд особенностей по сравнению с панкреатитами, развившимися в других возрастных группах.

Среди всех панкреатитов у больных пожилого и старческого возраста ОП встречается в 40 % случаев, ХП составляет около 25 %. Данные о частоте ЭНПЖ колеблются в большом интервале – от 19 до 100 %.

Диагностика и лечение билиарного панкреатита у лиц пожилого возраста представляют сложную проблему в связи с рядом дополнительных обстоятельств: полиморбидностью, изменением фармакокинетики лекарственных средств, атипичным течением заболевания, необходимостью избегать полипрагмазии и др. Знание этих особенностей пожилого пациента обеспечивает своевременность диагностики и адекватность лечения, позволяет избежать осложнений и улучшать качество жизни больных.

#### **Использованные источники:**

1. Васильев Ю.В. Профилактика возникновения и прогрессирования билиарного панкреатита // Актуальные вопросы гастроэнтерологии в терапии и хирургии»: Сб. науч. трудов. — Рязань-Москва, 2010. — С. 62-64.
2. Ильченко А.А. Желчные кислоты в норме и патологии // Мед. информ. изд. — 2009. — № 3 (5). — С. 1-8.
3. De Waele B., Wanniero B. et al. Impact of body overweight and class, I, II and III obesity on the outcome of acute biliary pancreatitis // *Pancreas*. — 2006. — Vol. 32. — P. 343-345.
4. Fracchia M., Pellegrino S., Secreto P. et al. Biliary lipid composition in cholesterol microlithiasis // *Gut*. — 2001. — Vol. 48. — P. 702-706.
5. Harodt P.D., Betz L., Kraus A. et al. Pathological pancreatic exocrine function and duct morphology in patients with cholelithiasis // *Dig. Dis. Sci.* — 2001. — Vol. 46. — P. 53-56.
6. Makary M.A., Dunsan M.D., Hanon P.D. et al. The role of magnetic resonance cholangiography in the management of patients with gallstone pancreatitis // *Ann. Surg.* — 2005. — Vol. 241. — P. 119-124.
7. Pauletzki J., Althaus R., Holl J. et al. Опорожнение желчного пузыря и формирование камней в желчном пузыре проспективное исследование рецидивирующего холелитиаза // *Gastroenterology*. — 1996. — Vol. 111. — P. 765-771.
8. Sumita R., Sugiura N., Abe A. et al. Long-term evaluation of extracorporeal shock-wave lithotripsy for cholesterol gallstones // *J. Gastroenterol. Hepatol.* — 2001. — Vol. 16. — P. 93-99.
9. Testoni H.A., Caporuscio S., Bagnolo F. et al. Idiopathic recurrent pancreatitis: Long-term results after ERCP, endoscopic sphincterotomy, or ursodeoxycholic acid treatment // *Am. J. Gastroenterol.* — 2000. — Vol. 95. — P. 1702-1707.
10. Veneman N.G., Buskens E., Besselink M.G.H. et al. Small gallstones are associated with increased risk of acute pancreatitis: Potential benefits of prophylactic cholecystectomy? // *Am. J. Gastroenterol.* — 2005. — Vol. 100. — P. 2540-2550.

11. Tomida S., Abei M, Yamaguvhi T. et al. Long-term ursodeoxycholic acid therapy is associated with reduced risk of biliary pain and acute cholecystitis in patients with gallbladder stones: a cohort analysis // Hepatology — 1999. — Vol. 30. — P. 6-13.

*Тохирова Д.М.*

*студент*

*Самаркандский государственный  
институт иностранных языков*

*Исмоилжонова Н.Э.*

*студент*

*Узбекистанский государственный  
университет мировых языков*

*Носиров Б.Г., магистр*

*национальный университет Узбекистана*

## ТУРИЗМ В УЗБЕКИСТАНЕ

*Аннотация: В следующей статье рассматривается процесс развития туризма в Узбекистане.*

*Ключевые слова: Культура, музей, Узбектуризм, турпродукт, ВТО, ООН, ЮНЕСКО*

*Tohirova D.M.*

*student*

*of Samarkand state institute of foreign languages*

*Ismoiljonova N.E.*

*student*

*of Uzbekistan state world languages university*

*Nosirov B.G., Magistr*

*of the National University of Uzbekistan*

## TOURISM IN UZBEKISTAN

*Abstract: the following article discusses the development of tourism in Uzbekistan.*

*Keyword: Culture, Museum, Uzbektourism, tourist product, WTO, UN, UNESCO*

Самой историей предопределено, что Узбекистан находится на перекрестке узловых дорог, связывающих запад с востоком, юг с севером. Узбекистан, обладающий уникальными памятниками истории и культуры, музеями, красивейшими природными заповедниками, привлекает все большее количество профессионалов туриндустрии, которые, в свою очередь, содействуют увеличению потока туристов в нашу страну. Туризм в республике в настоящее время представляет Национальная компания «Узбектуризм». Компания создана Указом Президента Республики

Узбекистан «Об образовании Национальной компании «Узбектуризм» от 27 июля 1992 года № УП-447.

За период существования Компании были осуществлены коренные институциональные и качественные изменения в сфере туризма республики. Широко внедрены элементы рыночной экономики, государственные предприятия по туризму преобразованы в акционерные, коллективные, частные, арендные, совместные. В результате чего сформирован конкурентоспособный узбекский турпродукт.

В 1993 году Узбекистан стал членом Всемирной туристической организации (ВТО). В 1994 году, в целях поднятия имиджа за рубежом и проведения широкой рекламы туристского потенциала республики в странах Европы и Азии, а также активизации вхождения молодой независимой республики в мировое сообщество, в Ташкенте под эгидой ООН и ЮНЕСКО НК «Узбектуризм» проводит международный семинар ВТО «Шелковый путь».

Большое значение для развития международного туризма в Узбекистане и в странах, пролегающих по маршрутам Великого шелкового пути, имеет «Самаркандская Декларация по туризму», принятая 5 октября 1994 года в Самарканде на площади Регистан.

2 июня 1995 года вышел Указ Президента Республики Узбекистан «О мерах по активизации участия Республики Узбекистан в возрождении «Великого шелкового пути» и развитию международного туризма республики». Принято Постановление «О мерах по созданию современной инфраструктуры международного туризма в Республике Узбекистан» № 210. Ценность этого Указа заключается в том, что были узаконены льготы для вновь образующихся туристических фирм в области налоговой политики. В Указе привлекалось внимание к проблеме, которая и в настоящее время имеет актуальное значение – создание специальных открытых экономических зон по международному туризму (СОЭЗМТ).

8 октября 1995 года в Ташкенте состоялась Первая международная туристическая ярмарка «Туризм по Шелковому пути». В ней приняли участие делегации из тех государств, что расположены на Шелковом пути.

В 1998 году вышло Постановление Кабинета Министров Республики Узбекистан «О совершенствовании организации деятельности туристических организаций» № 346, создана Ассоциация частных туристических компаний.

В целях содействия расширению и укреплению межнациональных связей и интеграции в международный рынок, пропаганды культурно-исторического и духовного наследия Узбекистана в мировом сообществе, а также доведения качества обслуживания туристов до уровня мировых стандартов, 15 апреля 1999 года был издан Указ Президента Республики Узбекистан «О государственной программе развития туризма в Узбекистане на период до 2005 года». Все это говорит об особом внимании

правительства к отрасли и о том, что нашей республики необходимо более высокими темпами развивать международные стандарты туризма.

Этот Указ дал новый импульс развитию туризма в Узбекистане и его роль велика. По этому Указу:

1. Всяческая поддержка малого и среднего бизнеса путем льгот в области туризма, а именно: независимо от форм собственности сроком на 3 года туристские организации освобождаются от уплаты таможенных пошлин за технологическое оборудование, гостиничное оборудование и транспортные средства для туристских целей.

2. Туристским организациям было дано право осуществлять туристские и дополнительные услуги иностранным туристам за СКВ. Для этого нужно было открыть специальные кассы.

3. По фонду «Умид» для обучения за рубежом открывалось новое туристское направление.

4. Во всех представительствах «Узбектуризма» были открыты новые единицы советников по делам культуры и туризма.

Для выработки государственной политики в области туризма 20 августа 1999 года был принят Закон Республики Узбекистан «О туризме».

Всемирная Туристская Организация (ВТО) – ведущая международная неправительственная организация в области развития туризма. Создана была в 1975 году по инициативе ООН. Существует за счет взносов. ВТО – это не специальное учреждение ООН, однако многие программы ВТО осуществляются в контакте и с ООН и с ЮНЕСКО, а также с международными экологическими организациями. Примером тому – проект, названный «Культурно-познавательный туризм и развитие ремесел в Узбекистане», который на протяжении нескольких лет действует в Самарканде, Бухаре, Хиве, Ташкенте. В Самарканде это организация «Мерос». Развитие этой программы поддерживается государством и другими организациями.

В Узбекистане создано Объединение ремесленников «Хунарманд», которое существует на средства президентского Фонда. Основная цель ВТО – содействие развитию туризма для внесения вклада в экономическое развитие, международное взаимопонимание, мир, процветание, всеобщее уважение и соблюдение прав человека без различия расы, пола, языка и религии.

Штаб-квартира ВТО расположена в Испании в городе Мадриде.

Официальные языки, принятые в ВТО: английский, испанский, русский, французский. Высший орган – Генеральная Ассамблея, которая собирается на свои сессии каждые 2 года. Раз в 4 года обновляется состав Исполнительного Совета.

В целях развития туризма ВТО распространяет большое количество публикаций. Самым известным является ежемесячник «Новости ВТО».



**Использованные источники:**

1. Ellis, A., Park, E., Kim, S., & Yeoman, I. (2018). What is tourism? *Tourism Management*, 68, 250- 263.
2. Hennion, A. (2007). Those things that hold us together: Taste and sociology. *Cultural Sociology*, 1 (1), 97–114.
3. Hogg, M.K., Banister, E.N., & Stephenson, C.A. (2009). Mapping symbolic (anti-) consumption. *Journal of Business Research*, 62, 148-159.
- Jafari, A., Taheri, B., & vom Lehn, D. (2013). Cultural consumption, interactive sociality, and the museum. *Journal of Marketing Management*, 29 (15-16), 1729-1752.

УДК 334.7

*Троянская М.А., доктор экономических наук  
доцент  
заведующий кафедрой государственного и муниципального управления  
Оренбургский государственный университет  
Россия, г. Оренбург  
Савинкова А.В.  
студент магистратуры 2 курса  
факультет «ГиМУ»  
Оренбургский государственный университет  
Россия, г. Оренбург*

## **СОВРЕМЕННЫЕ ПРОБЛЕМЫ РАЗВИТИЯ МАЛОГО БИЗНЕСА И ПУТИ ИХ РЕШЕНИЯ**

*Аннотация: статья посвящена изучению вопросов и проблем малого предпринимательства, препятствующих развитию бизнеса в России. Актуальность темы настоящей статьи обусловлена тем, что развитие малого бизнеса требует развития комплексной государственной поддержки малого предпринимательства*

*Ключевые слова: государственная поддержка, налогообложение, экономика, предпринимательство, малое предпринимательство.*

*Troyanskaya M.A., doctor of Economics  
associate Professor  
head of the Department of state and municipal administration  
Orenburg state University  
Russia, Orenburg  
Savinkova A.V.  
2nd year master's student  
faculty "Sala»  
Orenburg state University  
Russia, Orenburg*

## **MODERN PROBLEMS OF SMALL BUSINESS DEVELOPMENT AND WAYS TO SOLVE THEM**

*Annotation: The article is devoted to the study of issues and problems of small business that impede the development of business in Russia. The relevance of the topic of this article is due to the fact that the development of small business requires the development of comprehensive state support for small business.*

*Keywords: state support, taxation, economics, entrepreneurship, small business.*

Любое государство заинтересовано в развитии предпринимательства. Увеличение количества ведущих активную деятельность маленьких предприятий вызывает улучшение качества жизни граждан и рост экономических показателей в целом. Кроме того, огромные корпорации не могут быстро реагировать на изменения рыночной ситуации и неспособны вовремя удовлетворить изменяющиеся потребности населения.

Крупное и мелкосерийное производство, даже в пределах одной территории и отрасли, как правило, не взаимозаменяемы. Отсутствие одного из них является незаполненной ячейкой экономики. Крупные, средние и малые предприятия дополняют друг друга, создают целостный организм экономики.

Поддержка малого бизнеса 2020, государственной программы содействия частному предпринимательству – достаточно распространенная практика в западных странах. Чаще всего интерес у властей вызывают небольшие местные компании, улучшающие экономическую ситуацию в отдельно взятом городе: предоставление им различных льгот и субсидий позволяет повысить конкурентоспособность продукции и инвестиционную привлекательность региона.

В России такая форма помощи встречается реже: органы самоуправления на местах обычно не располагают необходимым для реализации подобных мероприятий бюджетом. Однако, отечественные предприниматели могут воспользоваться альтернативным вариантом – внедряемой на федеральном уровне программой содействия развитию малого предпринимательства, включающей в себя множество способов как финансовой, так и инфраструктурной поддержки вновь созданного бизнеса.

Современное российское общество продолжает переживать кризис, который проявляется в политике, экономике, идеологии и других сферах жизни общества. Переход к рыночным отношениям в отечественной экономике определяет необходимость организационно-экономических инноваций во всех сферах хозяйственной деятельности. Одним из важнейших направлений экономических реформ, способствующих развитию конкурентной рыночной среды, наполнению потребительского рынка товарами и услугами, созданию новых рабочих мест, формированию широкого круга собственников, является развитие малых форм производства.

Многие характерные особенности развития малого предпринимательства в России напрямую связаны с основными проблемами, препятствующими развитию нормальных рыночных отношений и частного предпринимательства в целом. В резолюции Всероссийского съезда предпринимателей малых предприятий были обозначены следующие проблемы:

– процесс создания инфраструктуры малого бизнеса идет медленно; количество малых предприятий растет низкими темпами, особенно в производственном секторе;

– не во многих регионах нормативные акты и региональные программы развития малого предпринимательства разработаны и приняты органами власти, а там, где они реализуются, их реализация далека от завершения;

– взаимодействие регионов недостаточно, как в плане обмена информацией и опытом в развитии малого бизнеса, так и в организации практического экономического взаимодействия предпринимателей разных регионов между собой.

Практика государственной помощи немонопольному сектору экономики развитых стран показывает, что выбор правительством основных направлений этой помощи основывается на изучении данного круга проблем. Поэтому важнейшей задачей органов власти является определение приоритетных направлений развития малого предпринимательства.

Соответственно, одним из важных инструментов государственной помощи развитию малого предпринимательства является прямая финансовая помощь, которая осуществляется через льготное субсидирование малых предприятий, предоставление гарантий при получении ими кредитов из других источников и льготное налогообложение. Из всех программ можно выделить основные общие идеи:

– приоритетное развитие малого бизнеса - это не самоцель, а одно из главных условий экономического и социального возрождения России;

– массовое масштабное развитие малого бизнеса позволит обеспечить работой миллионы граждан, освобожденных от государственных и приватизированных предприятий;

– новые рабочие места, прежде всего для социально незащищенных слоев населения;

– малое предприятие, играющее все большую роль в региональных социально-экономических процессах, учитывает специфику каждого региона, формирует значительную долю доходной базы бюджета и является решающим фактором стабилизации экономики за счет создания местных потребительских рынков и новых рабочих мест.

На сегодняшний день существует четыре основных направления решения проблем малого бизнеса. Первый - изменить психологию власти на малый бизнес. Отойти от мнения, что малый бизнес не платит налоги и находится в серой экономике. Второе-это реформа и упрощение налогообложения. При нынешней системе, когда львиную долю доходов забирают, предприятия вынуждены уклоняться от уплаты налогов. В-третьих, сделать прозрачными и понятными акты купли-продажи

недвижимости и решить вопрос с землей. Четвертое-стимулировать инвестиции населения, которое больше не доверяет банкам, государству, малому бизнесу.

Таким образом, субъекты малого бизнеса формируют в экономике отдельных регионов особую нишу, попасть в которую крупным компаниям практически невозможно. Малый бизнес в России уже имеет достаточно широкую правовую базу, но она недостаточна. Проблема в том, что она односторонняя и правовые аспекты не реализуются, что делает абсурдным принятие каких-либо новых нормативных актов.

Приоритетной стратегией государства является развитие именно сектора небольших предприятий, предоставляющих большое количество рабочих мест для местных жителей и создающих конструктивную социально-экономическую атмосферу. В свою очередь, предприниматели должны изучить существующие программы поддержки с тем, чтобы использовать предоставленные им возможности с максимальной эффективностью.

#### **Использованные источники:**

1 Федеральный закон «О развитии малого и среднего предпринимательства в Российской Федерации» от 24.07.2007 N 209-ФЗ. – Режим доступа : [http://www.consultant.ru/document/cons\\_doc\\_LAW\\_52144/](http://www.consultant.ru/document/cons_doc_LAW_52144/)

2 Василевич, С.Г. Государственное управление - проблемы и пути повышения эффективности: монография / С. Г. Василевич. – Москва: Юнити-Дана, 2019. – 544 с.

3 Кузьмина, Е. Е. Организация предпринимательской деятельности / Е. Е. Кузьмина. – Москва: Юрайт, 2019. – 417 с.

4 Остапец, О. Г. Взаимодействие органов государственной власти и органов местного самоуправления // Государственная власть и местное самоуправление / О.Г. Остапец. – Москва: Юнити-Дана, 2017. № 1. С. 35.

5 Яновский, В. В. Государственное и муниципальное управление / В. В. Яновский, С. А. Кирсанов. – Москва: КноРус, 2018. – 352 с.

*Тугушева А.Б.  
студент магистратуры  
кафедра государственного и муниципального управления  
Оренбургский государственный университет  
РФ, г. Оренбург  
Аралбаева Г.Г., д-р экон. наук  
доцент кафедры государственного и муниципального управления  
Оренбургский государственный университет  
РФ, г. Оренбург*

## **КАДРОВАЯ ПОЛИТИКА КАК ИНСТРУМЕНТ ПОВЫШЕНИЯ ЭФФЕКТИВНОСТИ МУНИЦИПАЛЬНОГО УПРАВЛЕНИЯ**

*Аннотация: Данная статья посвящена реализации кадровой политики в муниципальных образованиях, совершенствованию работы с персоналом как фактора повышения эффективности муниципального управления. Обоснована необходимость формирования высокопрофессионального кадрового корпуса муниципальной службы, оптимизации управления его развитием.*

*Ключевые слова: кадровая политика, работодатель, потенциал кадров, профессиональное развитие, управление персоналом.*

*Tugusheva A.B.  
master's student  
Department of State and Municipal management  
Orenburg State University  
Russia, Orenburg  
Aralbayeva G.G., PhD in economics  
associate Professor of the Department of State and Municipal management  
Orenburg State University  
Russia, Orenburg*

## **PERSONNEL POLICY AS A TOOL OF IMPROVEMENT OF THE EFFICIENCY OF LOCAL SELF-GOVERNMENT**

*Abstract: This article is devoted to the implementation of personnel policy in municipalities, improving the work with personnel as a factor in increasing the efficiency of municipal management. The necessity of forming a highly professional personnel corps of the municipal service, optimizing the management of its development is substantiated.*

*Keywords: personnel policy, employer, personnel potential, professional development, personnel management.*



Современная экономика России, ее развитие, конкурентоспособность, границы научно-технической трансформации, производство высококачественной продукции определяют несколько задач, одна из которых является одной из важнейших - наиболее эффективное использование потенциала персонала. Для этого необходима четко сформированная кадровая политика организации.

Кадровая политика реализует основные цели и задачи управления персоналом. Это основное направление кадровой работы, набор базовых принципов, реализуемых отделом кадров в организации. Переход страны к рыночной экономике во многом меняет основные принципы и суть кадровой политики [1].

К сожалению, не каждый работодатель в настоящий момент готов вкладывать деньги и собственные силы в обучение персонала, поскольку существует вероятность того, что затраты компании не будут оправданы. Но те предприятия, которые, тем не менее, внедрили в свою деятельность повышение квалификации, имеют более высокие показатели производительности и качества труда при условии рационального использования ресурсов. Это достигается путем достижения целей, соответствующих данному процессу, то есть реализации. Они выражаются, во-первых, в повышении трудового потенциала работников как для решения личных, так и производственных задач. Во-вторых, снизить текучесть кадров. В-третьих, сосредоточение внимания на молодых талантливых сотрудниках. В-четвертых, в росте социальных качеств работников, а также их удовлетворенности трудовой деятельностью. И в-пятых, в более быстрой адаптации к новым технологиям.

Стоит обратить внимание на то, как происходит повышение квалификации. Есть несколько самых эффективных способов привнести в процесс обучения не только знания, но и незабываемые эмоции. К ним относятся: краткосрочные семинары как внутри компании, так и за ее пределами; конференции; тренинги; творческие дискуссии с обсуждением конкретных ситуаций и проблем; деловые игры и др. [2].

С точки зрения социальной и экономической психологии, кадровая политика - это стратегический и целостный подход к управлению людьми, которые индивидуально и коллективно вносят вклад в достижение целей организации. На основе анализа основных сходств и различий в подходах к управлению персоналом и управлению человеческими ресурсами в таблице 1 приведены характеристики стратегического и традиционного подходов к управлению кадровой политикой. Различия могут быть связаны с характером и направлением деятельности. Таким образом, термин «персонал» часто используется небольшими фирмами (со штатом менее 100 человек). Термин «человеческие ресурсы» используют крупные компании и организации, в которых работает более 2500 сотрудников [3].

Эффективность деятельности органов местного самоуправления во многом определяется качеством их кадров, их способностью и готовностью решать задачи муниципального управления в новых, все более сложных условиях. Основу кадрового состава органов местного самоуправления составляет муниципальная служба, ядром которой является особая социально-профессиональная группа - муниципальные служащие.

Таблица 1 – Стратегические и традиционные подходы к кадровой политике

Характеристика	Управление персоналом (стратегический подход)	Управление персоналом (традиционный подход)
Планирование и разработка стратегии	Участие в разработке общего и организационного стратегического плана и согласованных действий подразделений HR с организационной стратегией	Участие только в оперативном планировании
Мощность	Имеет высокий статус и власть	Средний статус и власть
Область деятельности (охват)	Весь персонал: менеджеры (руководители) и сотрудники	Лица на должностях, связанных с выполнением однотипных и текущих обязанностей
Характеристики отношений	Высокий уровень доверия, унитаризм, индивидуализм	Низкий уровень доверия, плюрализм, коллективизм
Планирование	Интегрировано в корпоративное планирование	Кадровое планирование – следствие производственного плана и ответ на него

Особенность данной категории сотрудников заключается не только в их правовом статусе, но и в том, что они тесно связаны с социальной средой муниципального образования и максимально приближены к населению. Именно эта категория работников призвана успешно решать вопросы местного значения, эффективно выполнять свои функциональные обязанности. Следовательно, принципиально важным условием успешной реализации реформы местного самоуправления является формирование высокопрофессиональных кадров муниципальной службы, оптимизация управления ее развитием. Однако изучение практики деятельности муниципальных служащих, анализ кадровой ситуации на муниципальной службе свидетельствуют о недостаточном уровне их профессионализма и неподготовленности значительной части муниципальных служащих к работе в новых условиях [4].

Сегодня становится актуальным переход от различных форм профессионального обучения к совершенствованию его содержания. Препятствие на пути создания интегрированной системы управления обучением муниципальных служащих в России не устранено, прежде всего, с определением системы управления обучением и повышением

квалификации кадров органов местного самоуправления. Проблема подготовки кадров местного самоуправления имеет два аспекта. Первый из них связан с деятельностью образовательных учреждений высшего профессионального образования, в рамках которых осуществляется обучение. Требование значительного повышения профессионализма государственных и муниципальных служащих требует реформирования системы высшего профессионального образования для местного самоуправления и государственной службы.

Недостаточно высокий научный и профессиональный уровень многих сотрудников государственного аппарата, психология и служебное поведение, мотивация решений, ориентированность на общественные решения, личные, семейные, групповые, клановые цели и интересы определяют низкое качество всей системы государственного и государственного управления. муниципальная администрация. Во многом это связано с механизмом функционирования системы назначения и продвижения госслужащих, играющих решающую роль в семейных и деловых связях, знакомствах и преимуществом влиятельных лиц, назначающих заявления.

Объективной необходимостью в современных условиях является создание механизма управления формированием человеческих ресурсов в системе государственного и муниципального управления на долгосрочной основе.

Для успешного решения вопроса формирования нового поколения профессионально подходящих кадров для государственного и муниципального управления необходимо последовательно и глубоко изучить все этапы (стадии), составляющие процесс воспроизводства трудовых ресурсов для замещения должностей менеджеров и специалистов.

Таким образом, важно формирование кадровой политики, ориентирующейся на общих закономерностях развития человеческой деятельности и, в то же время, учитывающей специфику такой сферы социального управления, какой выступает государственное и муниципальное управление. Речь идет о таких ее принципах и механизмах, которые формируют качество самого государства, его человеческую составляющую. Но не только формируют, но и задают такие правила игры, которые с одной стороны, оберегают государственное управление от непрофессионалов, а с другой стороны, востребуют в свою сферу профессионалов [5].

#### **Использованные источники:**

1 Рахимова А.Ш., Бикметов Р.Ш. Кадровая политика организации и порядок ее формирования/А.Ш.Рахимова, Р.Ш. Бикметов//Инновации. Наука. Образование. – 2020. – № 19. - С. 76-81. – [Электронный ресурс]. – Режим

доступа: [https://www.elibrary.ru/download/elibrary\\_44075876\\_68790261.pdf](https://www.elibrary.ru/download/elibrary_44075876_68790261.pdf)  
(дата обращения: 28.10.2020).

2 Зуй К.В., Ларионова Н.А. Профессиональное развитие кадров/ К.В. Зуй, Н.А. Ларионова // В сборнике: Университетская наука – региону. Материалы VII ежегодной научно-практической конференции Северо-Кавказского федерального университета преподавателей, студентов и молодых ученых. Под редакцией Л.И. Ушвицкого, А.В Савцовой. – 2019. – С.384-385 – [Электронный ресурс]. – Режим доступа: [https://www.elibrary.ru/download/elibrary\\_39196435\\_63751656.pdf](https://www.elibrary.ru/download/elibrary_39196435_63751656.pdf) (дата обращения: 28.10.2020).

3 Ищенко Р.С., Ларионова Н.А. Кадровая политика как часть политики организации/Р.С. Ищенко, Н.А. Ларионова//В сборнике: Университетская наука – региону. Материалы VII ежегодной научно-практической конференции Северо-Кавказского федерального университета преподавателей, студентов и молодых ученых. Под редакцией Л.И. Ушвицкого, А.В Савцовой. – 2019. – С.386-388 – [Электронный ресурс]. – Режим доступа: [https://www.elibrary.ru/download/elibrary\\_39196435\\_63751656.pdf](https://www.elibrary.ru/download/elibrary_39196435_63751656.pdf) (дата обращения: 29.10.2020).

4 Утросина С.А. Развитие кадрового потенциала как инструмент повышения эффективности местного самоуправления/ С.А.Утросина // Марийский юридический вестник. – 2016. – №2 (17). – [Электронный ресурс]. – Режим доступа: <https://cyberleninka.ru/article/n/razvitie-kadrovogo-potentsiala-kak-instrument-povysheniya-effektivnosti-mestnogo-samoupravleniya> (дата обращения: 29.10.2020).

5 Саралинова Д.С. Проблемы формирования кадрового потенциала государственной и муниципальной службы в современных условиях/Д.С. Саралинова// Актуальные вопросы экономики и управления: материалы I Междунар.науч.конф. (г.Москва, апрель 2011 г.) – Т.2. – Москва: РИОР, 2011 – С.65-68. – [Электронный ресурс]. – Режим доступа: <https://moluch.ru/conf/econ/archive/9/617/> (дата обращения: 29.10.2020).

*Узакова К.Е.  
преподаватель  
Нукусский филиал Навоийского государственного  
горного института*

## **ПРОБЛЕМА ПРЕПОДАВАНИЕ ИНОСТРАННЫХ ЯЗЫКОВ (АНГЛИЙСКИЙ ЯЗЫК) В ГОРНЫХ ИНСТИТУТАХ**

*Аннотация В статье рассматривается коммуникативная преподавания английского языка в технических ВУЗах и особенности языка как инструмент коммуникации важным мировым трендом. Даются важность английского языка как инструмент коммуникации в сотрудничестве мирового взаимодействия. Поясняется роль и важность английского языка для специалистов горного института.*

*Английский язык становится более востребованным не только во всем мире, но и в Узбекистане. Многие компании Узбекистана весьма активно работают на международных рынках, тесно сотрудничая с зарубежными партнерами. Желая чтобы их сотрудники, претендующие на серьезный карьерный рост, владели английским языком.*

*Знание технического английского позволит студентам этого института подняться на наиболее высокий уровень в профессиональном плане, повысит их как специалиста, умеющего возможность работать с зарубежными коллегами.*

*Ключевые слова горные работы, открытое проектирование, шахта, полезные ископаемые, конвейер, забой шахты.*

*Uzakova K. E.  
teacher  
Nukus branch of Navoi state  
mining Institute*

## **THE PROBLEM THE TEACHING OF FOREIGN LANGUAGES (ENGLISH) IN MINING INSTITUTES**

*Annotation: In the article is examined communicative teaching of English in technical Institutes of higher and feature of language as an instrument of communication by an important world trend. Given importance of English as an instrument of communication is in the collaboration of world co-operation. The role and importance of English is explained for the specialists of mining Institute.*

*English becomes more claimed not only in the whole world but also in Uzbekistan. Many companies of Uzbekistan very actively work on international markets, closely co-operating with foreign partners. Wishing that their*



*employees, applying on serious quarry growth, owned English. Knowledge of technical English will allow the students of this institute to walk up the most high level in a professional plan, will promote them as a specialist, able possibility to work with foreign colleagues.*

*Key words: mining operations, open engineering, mine, useful minerals, conveyor, the slaughter of mine*

В данной период английский язык становится более важным для специалистов геологов, шахтеров и нефтяников.

В каждой стране все университеты хотят улучшить уровень владения английским языком среди студентов и сотрудников в предметной области. Потому что только так они могут присоединиться к международному сообществу профильных ученых, специалистов в области образования, студентов. И это справедливо даже для англоговорящих стран. Ведь обычный и академический английский – это два разных языка. Например, вы не можете взять какое-либо слово из предметной области и просто посмотреть его значение в словаре, потому что ученые создают в ходе своей работы новые слова, которые можно понять только в узкоспециализированном контексте.

Самое главное, что должны делать преподаватели, ученые и студенты, чтобы улучшать свой английский в предметной области, это читать много специальной литературы. Это могут быть учебные пособия, выпущенные американскими университетами, научные статьи. Кроме того, полезно пользоваться ресурсами сайта , где собраны коллекции видео- аудиофайлов на английском.

Однако до сих пор существует проблема недостаточной мотивации для изучения английского языка. Далеко не все студенты осознают, зачем им изучать иностранный язык, преподаватели не видят смысла как-то менять методики обучения, чтобы развивать в обучающихся другие навыки и более соответствовать международным стандартам преподавания.

Проблема в том что именно преподаватель должен менять методы обучения в горно металлургических институтах и все темы должны включать в себя термины. Например как горные выработки-mining operations, открытые разработки -open engineering, mine-шахта, полезные ископаемые-useful minerals, конвейер-conveyor, забой рудник-the slaughter of mine, карьер-quarry, шпур-silos, скважина-well, взрыв вещества-the explosion of a substance, эмульсионные взрывные вещество-emulsion explosives, фронтальный забой-front face, горизонтальный забой-the horizontal bottom, тупиковой забой-dead end face, Мега паскаль-mega Pascal, щебня-macadam's, шток-rod, роторный экскаватор-rotary excavator SBS-125, граниты-facet,granites, диориты-diorite, базальт-basalt, диабаз-diabase, андезит-andesite, трахит-trachyte, гравия-gravel's, бульдозер-рыхлитель-



bulldozer Ripper, автосамосвал-autodumper, гравий-gravel, известь-lime, портландцемент-portlandsement итд

Сейчас все чаще отмечают, что в крупных технических компаниях на первое место ставятся даже не профессиональные навыки (hard skills), а над профессиональные (soft skills), то есть умение выстраивать коммуникации, работать в команде, в том числе, в качестве лидера, искать новые решения .

В целом большинство студентов и преподавателей понимают, что английский язык важен для международной коллабораций и успешной работы в любой области. Однако порой преподавателю проще идти по уже проторенному пути: он знает, скажем, физику, знает английский, и обучает студентов так, как привык. Кто-то вообще не видит необходимости проводить предметные занятия на английском. Поэтому нам зачастую приходится объяснять, что существуют другие международные стандарты, почему важно давать студентам знания в предметной области именно на английском языке. Один из самых серьезных и всеобъемлющих методов изучения иностранного языка - лингвосоциокультурный, предполагающий апелляцию к такому компоненту, как социальная и культурная среда.

Лингвосоциокультурный метод включает два аспекта общения - языковое и межкультурное. По мнению С.Г. Тер-Минасовой, урок иностранного языка – это перекресток культур, это факт подачи иноязычной культуры, это практика межкультурной коммуникации, потому что каждое иностранное слово отражает иностранный мир и иностранную культуру. «Каждая культура, – по мнению В.И. Карасика, – претендующая на роль глобальной, содержит в себе ценности и нормы предшествующей ей глобальной культуры, которой она себя противопоставляет» Задача преподавателя иностранного языка – сформировать у обучаемых коммуникативные навыки для достижения взаимопонимания, что подтверждает А.А. Потебня: «Понимание – недостижимый идеал, к которому тем не менее необходимо стремиться»

#### **По дидактическим целям разделяют:**

методы, способствующие первичному усвоению учебного материала - информационно - развивающие (устное изложение материала учителем, беседы, работа с книгой и др.), поисковые методы (эвристическая беседа, диспут, лабораторная работа) и исследовательский метод;

методы, направленные на закрепление и совершенствование приобретенных знаний (Г.И. Щукина, И.Т. Огородников и др.) - упражнения (по образцу, комментирования и др.) и практические работы.

#### **Классификация метод обучения Ю.К. Бабанского:**

методы организации и осуществления учебно-познавательной деятельности;

методы стимулирования и мотивации учебно-познавательной деятельности;

методы контроля и самоконтроля за эффективностью учебно-познавательной деятельностью.

Эффект методов обучения достигается применением методических приемов. Так, например, при применении словесных методов используют приемы привлечения и удержания внимания, возбуждения интереса и образности и др. Для наглядных методов подходят приемы показа схем, фильмов, сравнительного показа и показа в динамике и др. Практические методы предполагают использование приемов постановки и разъяснения заданий, объяснения порядка выполнения действий, многократного повторения действий. Неотъемлемой частью методической системы являются средства обучения - наглядные пособия, речь, макеты и модели, технические средства, действия самого педагога и учащихся и пр.

В методике обучения иностранному языку понятие «метод» имеет два значения: метод как методическая система или принципиальное направление в обучении предмету в конкретный исторический период развития науки и метод как путь и способ достижения определенной цели в преподавании и учении а также коммуникативных задачах.

**Коммуникативные задачи** представляются учащемуся в ситуациях, заданных языковым материалом в форме микро-диалогов, микро-тестов, основным критерием отбора которых является содержательная сторона общения: вопросы, проблемы, предметы, заданные темой, вокруг которых организуется языковой материал. Связанные тексты монологической и диалогической формы используются как тренировочный материал условно-речевых и речевых упражнений, моделирующих коммуникативный акт, инициатором которого является преподаватель.

**В заключении** хотелось отметить, что проблема преподавание иностранных языков горных институтах менять методику преподавание английского языка уделять внимание употреблению терминов и соблюдать правил коммуникативную отношение культуры.

**Методика**-конкретного занятия, преподавания той или иной учебной дисциплины, решения определенной педагогической задачи должна складываться как система адекватных им методов, методических приемов, средств и организационных мер.

**Эффективность изучения иностранного языка** во многом зависит от мотивации, самого обучаемого. Известно, что самоорганизация и высокая степень активности обучающегося непосредственно зависит от общей целенаправленности его интересов, способностей и приведет к качественному овладению иностранным языком.

Коммуникативное обучение необходим в процессе обучения как модели процесса общения.

**Использованные источники:**

1. «НЕКОТОРЫЕ АСПЕКТЫ ПРИМЕНЕНИЯ ИНФОРМАЦИОННО-ОБРАЗОВАТЕЛЬНЫХ ТЕХНОЛОГИЙ НА ЗАНЯТИЯХ АНГЛИЙСКОГО ЯЗЫКА» МАРТЫНОВА О.В. Год издания: 2019 Страницы: 86-89
2. «МЕТОДИКА ПРИМЕНЕНИЯ РОЛЕВЫХ ИГР В ОБУЧЕНИИ ИНОСТРАННОМУ ЯЗЫКУ» статья в сборнике статей Язык: русский Год издания: ТЕКЕЕВА З.Н. 2019 Страницы: 90-94
3. «ЯЗЫК, КУЛЬТУРА И ЛИТЕРАТУРА» Тип: сборник статей Язык: русский ISBN: 978-5-6042843-6-0 Год издания: 2019 Место издания: Волгоград Число страниц: 62 Издательство: Научный издательский центр "Абсолют" (Волгоград)
4. Тер-Минасова С.Г. «Национальные литературы в диалоге культур в эпоху глобализации. Аспекты национальной идентичности»

*Умурзаков Б.Н.  
старший преподаватель  
кафедры музыкального образования  
НАВДПИ*

## **РОЛЬ ИСКУССТВА И МУЗЫКИ В ОБЛАСТИ ПЕДАГОГИКИ**

*Аннотация: В этой статье я хочу сказать, что музыка, искусство - неотъемлемая часть жизни человека, музыка - древний жанр, возникший до человека. Ниже я хотел бы описать людей и их интерес к литературе, искусству и музыке, их роль в нашей жизни.*

*Ключевые слова: Образование, музыка, искусство, эстетика, педагогически .*

*Umurzakov B.N.  
Head teacher  
Department of Music Education  
Navoi State Pedagogical Institute*

## **ROLE OF ART AND MUSIC IN THE FIELD OF PEDAGOGY**

*Annotation: In this article I want to say that music, art are an integral part of human life, music is an ancient genre that arose before humans. Below I would like to describe people and their interest in literature, art and music, their role in our life.*

*Keywords: Education, Music, Art, Music, Pedagogical.*

Неоценимо значение музыкального образования в воспитании подрастающего поколения как высококультурных людей с высокоразвитыми эстетическими вкусами. В частности, узбекская музыка имеет большой потенциал в этой сфере. Известно, что процесс воспитания студентов в духе музыкальной эстетики должен основываться, во-первых, на соблюдении основных общих принципов музыкальной педагогики, а во-вторых, на обеспечении особых условий, связанных с воспитанием вкуса. Процесс формирования музыкально-эстетического вкуса напрямую связан с развитием способности воспринимать музыку. Прежде всего, необходимо упомянуть принципы работы компонентов, обеспечивающих понимание музыки.

Первый принцип - придерживаться требований художественной педагогики, которая заключается в обеспечении единства перцептивных образов, единства эмоциональных и воспринимаемых впечатлений и их взаимозависимости.

Второй принцип - это необходимость сочетать природные и культурные аспекты развития личности ребенка. Этот принцип требует эффективного использования природных талантов, способностей и качеств ребенка в процессе музыкального воспитания, их дальнейшего развития с помощью внешних педагогических воздействий.

Условиями формирования указанных принципов являются этап музыкального воспитания учащихся с учетом их особенностей, развитие творческой активности учащихся на занятиях с учетом этнопсихологических особенностей общения и методов народной педагогики и повышает эффективность процесса формирования музыкально-эстетического вкуса студентов.

В процессе применения этих эффективных педагогических методов важно учитывать, что развитие компонентов музыкального восприятия направлено на решение задачи формирования эмоционально осознанного и эффективного практического отношения к музыке. Этот процесс включает в себя переход от четко выраженного эмоционального восприятия к более перцептивной стадии восприятия.

Конечно, процесс музыкально-эстетического вкуса связан с общими законами музыкального восприятия, но в то же время имеет свои уникальные особенности. Процесс формирования музыкально-эстетического вкуса предполагает сознательную активную позицию. Это отношение следует поднять до уровня индивидуальной эстетической оценки процесса восприятия. Поэтому на уроках музыки, которые напрямую связаны с формированием музыкально-эстетического вкуса школьников, необходимо усиливать познавательную и сенсорную деятельность студентов, которая направлена на развитие общих и специальных навыков и организацию педагогического воздействия. Сбор музыкальных впечатлений на этапе организации педагогического воздействия; позволяя учащимся испытать различные эмоциональные состояния; возвращение к эмоциональным музыкальным фантазиям; Также включены такие условия, как поощрение процесса применения опыта «понимания на слух» или «понимания понимания при исполнении» к другим произведениям.

Музыка также является важным и эффективным средством патриотического воспитания студентов и молодежи. Музыкальное образование и воспитание в ВУЗЕ тесно и неразрывно связано с чувством любви к Родине, дружбы и сотрудничества с другими народами, уважением прав и свобод всех народов.

Поскольку мы мобилизуем все свои силы и возможности для того, чтобы наши люди были не хуже всех в мире, а наши студенты были сильнее, образованнее, мудрее и, конечно же, счастливее, чем мы, вопрос духовного воспитания, несомненно, приобретает первостепенное значение. Если мы потеряем бдительность и чуткость в этом вопросе, нашу решимость и

духовность и оставим эту очень важную работу самим себе, мы будем лишены духовности, которую мы накопили и взрастили из наших священных ценностей. Мы можем потерять память и со временем сбиться с пути, к которому стремимся на протяжении всей жизни.

Все мы знаем, как когда-то наш язык, и наша духовность оказались под угрозой из-за осложнений, которые наша страна видела и от которых страдала в своей многовековой истории. Следует призывать нас постоянно осознавать существующие угрозы, глубоко анализируя текущую ситуацию, что станет уроком для всех нас на трагическом пути трагического прошлого. Нет будущего для нации, которая забывает свое прошлое, не зная своей истории. Этот факт многократно доказан в истории человечества. Музыкальное образование и воспитание молодежи через музыкальное образование Музыкальное образование оказывает большое влияние на воспитание молодежи. Воспитание молодых людей совершенными людьми зависит в первую очередь от воспитания. Мы часто наблюдаем высказывание Абдуллы Авлони: «Образование для нас - это вопрос жизни или смерти, спасения, разрушения, преданности или бедствия». Эти слова великого просветителя сегодня так же важны и актуальны для нашего народа, как и в начале века.

Цель и миссия музыкального образования сегодня огромна. Речь идет о воспитании подрастающего поколения на уровне культурного человека, способного унаследовать национальное музыкальное наследие, ценить и ценить богатство универсальной музыки. Для этого основной задачей музыкального образования является развитие музыкального таланта каждого ученика, повышение его любви и увлечения музыкальным искусством, формирование необходимых знаний и практических навыков в музыке, создание необходимых условий для музыкального развития одаренных учеников.

Современный учитель музыки должен быть научным мыслителем, мучеником передовых экспериментов, любознательным и творческим, а также стремиться открывать новые формы и методы обучения музыке. Оно должно обогатить содержание музыкального образования, связав его с содержанием других дисциплин и повседневной жизни. Передовой опыт и новые методы, открытые пытливым и творческим учителем, являются основой и источником вдохновения для постоянного совершенствования и развития музыкального образования в ВУЗЕ. Образованный и опытный учитель музыки, как искусствовед.

При организации работы педагогического образования оно основывается на этих правилах и требованиях, и можно достичь поставленной цели, претворяя ее в жизнь, обеспечивая между ними неразрывную связь. Уроки музыки должны учитывать общие дидактические принципы, с одной стороны, и конкретные принципы преподавания этого предмета, с другой. Хотя общие дидактические



принципы применимы ко всем предметам, преподаваемым в школе, они основаны на конкретных характеристиках каждого предмета. Дидактические принципы, общие для всех предметов, преподаваемых в школе: обучение направлено на информирование, воспитание и развитие студентов, научное и понятное обучение студентов, систематизация и согласованность, целостная связь теории и практики, осознанная деятельность и независимость; такие принципы, как демонстрация, индивидуальный подход к учащимся и рассмотрение их реальных возможностей обучения, хотя и считаются общей дидактическими принципами, каждый из них имеет свое конкретное содержание.

Помимо общих дидактических принципов преподавания музыки, существуют следующие конкретные принципы, вытекающие из самой природы этой науки. Это научные, систематические и непрерывные в музыкальном образовании, осведомленность и активность учащихся на занятиях, демонстрация на уроках музыки; такие принципы, как соответствие музыкального материала знаниям и умениям детей, а также надежность знаний и навыков на уроках музыки.

#### **Использованные источники:**

1. Ziyo.uz
2. Г.Шарипова, Асамова.Д.Ф, З.Л.Ходжаева «Методика преподавания теории музыки» (Ташкент 2014).

*Фисунова Д.И.  
студент 3 курса  
факультет «Туризм»  
НИУ «БелГУ»  
Россия, г. Белгород  
Луханина А.С.  
студент магистратуры 2 курса  
институт межкультурной коммуникации  
и международных отношений  
НИУ «БелГУ»  
Россия, г. Белгород  
научный руководитель: Ясенюк С.Н.  
доцент  
НИУ «БелГУ»*

## **РОЛЬ ВНУТРИФИРМЕННОГО ПЛАНИРОВАНИЯ В УСЛОВИЯХ РЫНОЧНЫХ ОТНОШЕНИЙ**

*Аннотация: Целью настоящей статьи является определение роли внутрифирменного планирования в условиях рыночных отношений. Изучена проблема экономической природы внутрифирменного планирования, а также выявлены различия планов и планирования в целом до и после перехода к рыночной экономике.*

*Ключевые слова: внутрифирменное планирование, рыночные отношения, рыночная экономика, рациональное использование ресурсов, стратегия бизнеса.*

*Fisunova D.I.  
student 3 year  
faculty of Tourism  
Belgorod State University  
Russia, Belgorod  
Lukhanina A.S.  
master's student 2 year  
Institute for cross-cultural communication and international relations  
Belgorod State University  
Russia, Belgorod  
Scientific adviser: Yasenok S.N.  
associate professor  
Belgorod State University*

## **ROLE OF INTERNAL PLANNING IN A MARKET RELATIONSHIP**

*Annotation: The purpose of this article is to determine the role of intrafirm planning in the conditions of market relations. The problem of the economic nature of intrafirm planning is studied, and the differences in plans and planning in general before and after the transition to a market economy are revealed.*

*Key words: intrafirm planning, market relations, market economy, rational use of resources, business strategy.*

В условиях рыночной экономики планирование имеет более весомое значение в сравнении с директивно-плановой экономикой, а совершенствование планирования на микроуровне осуществляется непрерывно.

Актуальность темы определяется тем, что планирование в управлении производственной деятельностью предприятия определяет обеспечение успеха предприятия на рынке, непрерывное усовершенствование ресурсной базы, социальные взаимодействия в коллективе [1]. Эффективное планирование способно определить устойчивость и успех хозяйствующего субъекта на рынке.

Роль внутрифирменного планирования в условиях рыночной экономики высока и заключается в следующем: на предприятиях планирование помогает с научной точки зрения обосновать экономические цели, выбрать оптимальные способы их реализации на практике с учетом наиболее актуальных для рынка сроков, объемов и видов выпуска товаров или услуг, а также выделить и установить такие показатели их производства и потребления, которые в условиях ограниченности ресурсов смогут привести к достижению максимально оптимальных качественных и количественных результатов для предприятия [2].

Планирование в организации выступает основой всей экономической системы хозяйствования и представляет собой процесс непрерывной творческой деятельности, а также обоснованную систему выбора предприятием наилучших технических средств и организационных методов решения выдвинутых перспективных целей. Планирование позволяет предприятию соизмерять затраты с результатами, нормировать расходуемые ресурсы и при этом получать доход, что, в свою очередь, является важнейшей целью каждого коммерческого предприятия.

План представляет собой официальный документ, в котором отражены прогнозы развития компании в будущем, а также промежуточные и конечные цели и задачи. В плане должен быть сформулирован механизм координации текущей деятельности, механизм распределения ресурсов и разработка уникальной стратегии организации. Предприятие должно стремиться к тому, чтобы рыночный план стратегии развития предприятия был наилучшим из возможных вариантов, был способен претерпевать любые внутрифирменные изменения, которые могут быть связаны с множеством как внутренних, так и внешних факторов и непрерывно

пересматривался под влиянием новых рыночных требований. В России переход к рыночным отношениям по сути ликвидировал долгосрочное государственное и внутрифирменное планирование, которым в СССР уделялось много внимания. Система известных «пятилетних планов» разрушилась с распадом Советского Союза без всяких альтернатив. В современном обществе является актуальной задача внедрения макроэкономического планирования в практическую деятельность федеральных структур, а также необходима адаптация индикативного планирования с учетом всей специфики внутреннего хозяйства России. В условиях рынка высокую популярность приобрело внутрифирменное планирование, подразумевающее планирование с использованием всех необходимых ресурсов, призванное способствовать производству продукции, которая имеет покупательский спрос [3].

Сравнительная характеристика планов «до и после перехода на рыночные отношения» может рассматриваться по различным признакам, среди которых: утверждение плана, возможность корректировки и редактирования плана в процессе его выполнения, ресурсы для выполнения планов, последствия невыполнения плана, необходимость разработки планов, отчетность о выполнении планов. Исходя из этой характеристики, можно отметить, что до перехода на рыночные отношения план всегда утверждался вышестоящей организацией, а возможность его корректировки была очень ограниченной, а после перехода функция утверждения плана стала отводиться самому предприятию, причем с дальнейшей возможностью редактирования. Ресурсы для выполнения планов до перехода на рыночные отношения, как правило, выделялись государством и необходимость разработки планов являлась обязательной, а после перехода ресурсы стали изыскиваться самим предприятием, но разработка планов приняла необязательную форму. Невыполнение плана «до перехода» приводило в основном к административным последствиям, а «после перехода» – в основном к экономическим. Важно сказать, что отчетность о выполнении планов до перехода на рыночные отношения была перед вышестоящей организацией, а с переходом на рыночные отношения стала отсутствовать.

Таким образом, исходя из всего вышеупомянутого, можно сделать вывод о том, что в условиях рыночных отношений внутрифирменное планирование играет первостепенную роль и выступает сложной многоуровневой системой, включающей в себя множество аспектов, требующих рассмотрения и обоснования с позиции конкретного состояния рынка, изменчивости требований потребителей, а также с позиции самого бизнеса [4].

#### **Использованные источники:**

1. Черныш Е.А. Прогнозирование и планирование в условиях рынка: Учеб. пособие. – М.: ПРИОР, 2001.

2. Борисевич В.М. “Прогнозирование и планирование экономики”, –. Минск: Экоперспектива, 2000.
3. Миронова А.В. Сущность процесса внутрифирменного планирования на современных промышленных предприятиях // Вестник Мурманского государственного технического университета. 2006. № 4(9). С. 647-651.
4. Щепакин М.Б. Инновационность и эффективность потребления в условиях рынка // Известия высших учебных заведений. Северо-Кавказский регион. Серия «Общественные науки». 2000. № 2. С. 81-86.

*Хакназарова С.А.  
катта ўқитувчиси  
ФарДУ*

## **АБДУЛЛА ШЕР ИЖОДИДА ҲАЁТ ФАЛСАФАСИ**

*Аннотация: Мақолада Абдулла Шер ижодига назар солиниб, унинг ҳаётга бўлган теран қараишлари ҳамда фалсафий мушоҳадалари акс эттирилган.*

*Таянч сўз: фалсафий мушоҳада, теран ишгоҳ, умр мазмуни Ватанга муҳаббат, халқона соддалик, табиат манзаралари, ҳаёт тажрибаси.*

*Хакназарова С.А.  
старший преподаватель*

## **ФИЛОСОФИЯ ЖИЗНИ В ТВОРЧЕСТВЕ АБДУЛЛЫ ШЕРА**

*Аннотация: В статье рассматриваются работы Абдуллы Шера и отражаются его глубокие взгляды на жизнь и философские наблюдения.*

*Ключевые слова: философское наблюдение, глубокое прозрение, смысл жизни, любовь к Родине, интернациональная простота, природные ландшафты, жизненный опыт.*

*Хақназарова С.А.  
Senior teacher*

## **THE PHILOSOPHY OF LIFE IN THE WORK OF ABDULLA SHER**

*Annotation: The article examines the work of Abdullah Sher and reflects his deep views on life and philosophical observations.*

*Key words: philosophical observation, deep insight, meaning of life, love for the Motherland, international simplicity, natural landscapes, life experience.*

Лирика- фикр ва ҳис-туйғулар уйғунлигининг теранлашган кўриниши дейишади. Бу ҳол унинг якка ёлғиз моҳиятларидан теран фалсафий умумлашмаларга келишида, бугунги воқелигимиздан келажакка дахлдор белгиларни кўриши ва топа билишида, уларни умумлаштира олишида намоён бўлади. У биринчи навбатда инсоннинг маънавий- маърифий тасаввурларини, фалсафий қарашларини шакллантиради.

Ана шундай теран фикрлар ва фалсафий мушоҳадаларга бой бўлган ижодкорлардан бири Абдулла Шердир. У ўз шеърларида ҳаётнинг нозик



нутқаларини теран нигоҳлари билан илғай олди ва инсонни ҳаётга бўлган фалсафий муносабатларини шакллантира олди.

Абдулла Шер ижодининг кўлами кенгдир. Мумтоз оҳанглар сеҳрига йўғрилган асарларида инсон ҳаётига, характериға, қалбига хос мураккаб зиддиятларга тўла рангин олам манзараларини кўрамиз. Ижодкор кўз ўнгимизда гоҳ донишманд қиёфасида гавдаланади, гоҳ ҳаёт, умр мазмуни ҳақида фалсафий фикрларни сўзлайди. Аммо унинг дил розлари оддий панд-насихатлар эмас, балки турмуш қийинчиликларини бошидан кечирган, умр сабоқларидан хулоса чиқарган инсоннинг мулоҳазаларидир.

Кулиб боқди менга шеърият,  
Рангларини кўрдим бор-йўқнинг  
Чулғади-ю оловли ният,  
Тафти бўлдим қордаги чўғнинг.

Шоир ижодини кўздан кечириш баробарида, умрининг ҳар бир фаслида ижодкор шиддатли замон ва давр билан ҳамнафас бўлаётганлигининг гувоҳи бўламиз. Йиллар ўтган сари унинг қалами ғоявий-фалсафий жиҳатдан чархланиб, ижтимоий қарашлари, фикрлари теран бўлиб бормоқда. Бу эса албатта шоир ижодига ижобий таъсирини кўрсатиб, унинг шеърлари мазмундор ва янада таъсирлироқ тус олмақда.

Сурмаранг соҳилларда  
Яшайман минг-минг йилким,  
Рангман, хаёлман – мен жим  
Сурмаранг соҳилларда...

Шоир шеърларида ватанга бўлган муҳаббатни ҳам табиатни беқиёс гўзаллигини мадҳ қилиш баробарида тараннум қилади.

“Атиргул сояси” тўпламида шоирнинг поэтик фикрлари янада қуюқлаша бошлагани кўзга ташланади ва унинг ҳаётга бўлган фалсафий қарашлари ҳаёт залборида янада сермазмун ифода касб этади. Асқад Мухтор қайд этганидек, Абдулла Шер ўз олдига қўйган ижодий вазифаларидан бири ҳам чуқур замонавий фикрчанлик, айни замонда замондошларга хос ҳиссий бойлик, шеъриятимизнинг анъанавий муסיқий равонлигини йўқотмасликдир.

Гоҳ арава ўтса ирмоқдан  
Кўприк сувни тўлдирар хасга.  
Тўнтарилган тарғил пучмоқдан  
Тўкилади аланга пастга.

Ўримини кутар бош эгиб,  
Пайкалларда қуюқ, сара дон.  
Пешиндан сўнг уфққа тегиб,  
Қайтиб келар яна саратон

Шоирнинг ушбу мисралари инсон қалбига қандайдир илиқлик ато этади ва табиатнинг гўзал манзаралари орқали инсонни ҳаётга ва Ватанга муҳаббатини кучайтиради. Шоир ички кечинмалари ранг-баранг

мисраларда намоён бўлиб, улар китобхон шуурига ижтимоий ёхуд бадиий-фалсафий мазмун касб этади. У ўзининг рангин бўёқдорлигига асосий диққатини қаратар экан, кўнгилдаги туйғулар камалагини ҳис қилиб, ҳаётнинг турли синовларини машаққатию- заҳматини ва албатта шу билан бирга ҳаётнинг нақадар гўзал, сурурли эканлигини ёрқин мисраларда тараннум қила олди.

Мен тиниқ кўлмакларга ишонган эдим қанча,  
Аксимни балчиқларга кўмиб ташлади улар;  
Юлдузлар шуъласига баданини чайганча  
Эртақдаги парилар бугун устимдан кулар

Ижодкор ўз ҳаёт тажрибасидан келиб чиқиб, ҳаётнинг рангин саҳифаларини ўз фалсафий қарашлари баробарида мушоҳада этади. Ҳаётнинг пасту- баланд чўққиларини босиб ўтган ижодкор шеърларида ўз ҳис-туйғулари ва ички кечинмаларини содда ва тушунарли тарзда баён қилиб бера олган. А. Шер ижодидаги ҳислар жилваси, туйғулар манзараси, теран фикрлар ва муносабатлар ўзининг фалсафий- психологик мисралар қатмига жойланиб китобхон кўнгилдан жой олади. Ҳаётнинг айрим нохуш ҳолатларини, турмуш тарзида учраб турадиган айрим ноҳақликларни шоир теран нигоҳи билан англаб куйидаги мисраларда баён этади:

Баланд биноларда паст-паст одамлар:  
Ёлғон қасамлар-у, сохта рақамлар.  
Не тонг, бу ўйинбоз дунёда атай  
Майдонга ҳуштаксиз тушмиш ҳакамлар

Серқирра ижодкор ҳаётни мадҳ этиш баробарида Ватанимиз табиати ва соддадил халқимиз характерини ҳам шеърларига жо қилган. Табиат ҳаётнинг боқийлигини ҳис этиши ва шу асосда нарса ва мавжудотнинг инсон умри, тирикликнинг маънавий- фалсафий мезонига айланиши жиҳатдан ҳам шоир ва табиат диалектик боғлиқликда намоён бўлади. Гарчанд шоир лирикасида табиат жонлантириш деталлар тарзида мавжуд бўлсада, у ҳаёт фалсафасини ифодалаш учун хизмат қилади.

Қишга тўқий дея қасида  
Дўст тутиндим бугун осмонга.  
Оқ фаслнинг ҳикмат дарсида  
Боқдим умр деган карвонга.  
Фаслларни оралаб ўтган  
Шу карвонга яна юк ортдим.  
Балки, менмас, ўзгани кутган  
Шеърятнинг энгидан тортди

Шоир қалбини жунбушга келтирган ҳаёт манзараларини халқона тушунарли тилда тараннум қилган. Унинг оҳанглари китобхон юрагига янада яқинроқ бориб, китобхони ҳаёт тўғрисида чуқур фикрлашга, ҳаётдан лаззатланиб яшашга ва албатта унинг қийинчиликларини мардонавор

енгишга ундайди. Ушбу мисраларни ўқиган ҳар бир китобхон ҳаётга теран нигоҳ билан қарашни ва ундан завқ олиб, ёниб яшашни ўрганади.

Юксаклар деб ёндим ошуфта,  
Сомон йўли ҳушимни олди.  
Аммо киприк санчилган шифтда  
Чатнаб кетган ёш юлдуз қолди

Ҳаёт қўрғонида зуваласи пишган, турмушнинг залворли синовларига мардонавор кураша олган ижодкор “Оқ булутдан томган томчилар” тўпламида ушбу фикрларни бежизга айтмаган. Мендан кўплар: «Нега бунча ёш кўринасиз, кайфиятингиз доимо баланд, ҳайратланарли даражада дангалчисиз?» – деб сўрашади. Начора, табиатим шунақа: бировларга чалинган қарсақларни санаш билан шуғулланмадим, ўзимга қарсақ сўраб юкинмадим. Сўзни севиб, унга ишониб яшадим”. [2.17]

Шоир ўзи айтмоқчи ёниб яшайпти ва ўз китобхонини ҳам ҳаётда шунчаки

яшамасдан, балки ўз Ватани, халқи учун ёниб, жон куйдириб яшашга ундайди.

Мен ёнаман: на ёв, на дўстим  
Қорайтолган уфқимни ерда.  
Мен оловман: зулматни тўсдим, —  
Ватаним деб чўғландим шеърда!

#### **Адабиётлар:**

1. Абдулла Шер “Мўжизавийлик ва ҳаёлийлик” мақоласи “Ўзбекистон адабиёти ва санъати” газетасининг 2013 йил № 14 сон
2. Абдулла Шер. “ Оқ булутдан томган томчилар”. Хуршид Даврон кутубхонаси. 2015 йил 5 август.
3. Абдулла Шер “Шеърлар” , Хуршид Даврон кутубхонаси, 2016 йил 5 август

*Ханкелдиева Х.К.  
Мирзаева З.У.  
Сохибова М.Д.  
Бахавадинова З.М.*

*кафедра госпитальной и неотложной педиатрии  
Андижанский государственный медицинский институт*

## **ОСОБЕННОСТИ ВЕГЕТАТИВНОГО СТАТУСА У ДЕТЕЙ С БРОНХИАЛЬНОЙ АСТМОЙ**

*Аннотация: Представлены результаты исследования исходного вегетативного статуса и вегетативной регуляции у больных с бронхиальной астмой. Обследовано 102 детей в возрасте от 12 до 18 лет в фазе обострения заболевания. Вегетативный статус при средней степени тяжести заболевания характеризовался симпатикотонией, высокой вегетативной реактивностью гиперсимпатико-тонического типа. У подростков с тяжелым течением бронхиальной астмы имеет место выраженный дисбаланс вегетативной регуляции, характеризующийся снижением тонуса симпатического отдела в покое, асимпатикотоническим вариантом реакции на ортостатическую нагрузку.*

*Ключевые слова: бронхиальная астма, дети, вегетативная нервная система, вегетативный статус.*

*Khankeldieva Kh.K.  
Mirzaeva Z.U.  
Sokhibova M.D.  
Bakhavadinova Z.M.*

*Department of Hospital and Emergency Pediatrics  
Andijan State Medical Institute*

## **FEATURES OF A VEGETATIVE STATUS IN CHILDREN WITH BRONCHIAL ASTHMA**

*Resume: The results of the study of the initial autonomic status and autonomic regulation in patients with bronchial asthma are presented. The study involved 102 children aged 12 to 18 years in the phase of exacerbation of the disease. Vegetative status with moderate severity of the disease was characterized by sympathicotonia, high vegetative reactivity of the hypersympathic-tonic type. In adolescents with a severe course of bronchial asthma, there is a pronounced imbalance of autonomic regulation, characterized by a decrease in the tone of the*

*sympathetic section at rest, an asymptomatic variant of the response to orthostatic load.*

*Key words: bronchial asthma, children, autonomic nervous system, autonomic status.*

**Кириш.** Аллергик патологиялар орасида бронхиал астма (БА) етакчи ўринда туриб, педиатриянинг бирдан бир мураккаб муаммоларидан бири бўлиб қолмоқда. Бу касалликнинг долзаблиги ва ижтимоий аҳамияти бу касалликнинг тарқалиши юқорилигидадир(10–15%). Айниқса бу касалликнинг болалар ўртасида кўп учраётганлиги, “ёшариб” бораётгани ва йилдан – йилга сони ортиб бораётгани, боларнинг меъёрида ўсиши ва ривожланишига таъсир қилиб, улар орасида эрта ногиронликка сабаб бўлаётгани ачинарли ҳолдир (Braback L.-2010 й).

**Мавзуга оид адабиётларнинг танқидий таҳлили.** Адабиёт маълумот-лари таҳлили, вегетатив нерв тизими (ВНТ) нингмарказий ва периферик бўлимлари фақатгина бронхиаль обструкция патогенези ривожда эмас балки, БА да нафас ва юрак – қон томир тизими адаптация жараёнларини таъминотида ҳам вазифа бажариши шубҳасиздир.

Вегетатив бузилиш – замонавий тиббиётнинг долзарб муаммоларидан бири саналади. Организмни зиддиятга реакция характери ВНТнинг бошланғич регулятор механизмларига боғлиқ бўлади. ВНТ дисбаланси турли соматик касалликлар ёки инфекцион патологиялар асоратининг ягона патологик механизмларидан бири ҳисобланади(Вейн А. М.- 2005й).

Ҳеч бир касаллик йўқки, ВНТ иштирок этмаган (Вейн А. М.- 2000й).

Охирги ўн йилликда вегетатив дисрегуляцияни норма ва патологиядаги кўрсаткичларини текшируви, клиник ва экспериментал тиббиётнинг асосий ўринларидан жой олган, тан олинган зарурий усули ҳисобланади.

Вегетатив нерв тизими марказий асаб тизими назорати остида бўлиб, организмда ҳамма физиологик жараёнларнинг асосий регулятори бўлиб ҳисобланади.

1981 йилда А.М. Вейн таъкидлашича, вегетатив дисфункцияда медиатор алмашинув бузилади, периферик ва марказий рецепторларнинг гипер- ва гипосезгирлиги кузатилади. Бунда фақатгина респиратор тизим дисфункцияси (психоген табиатли ҳансираш, психоген йўтал, гипервентиляцияцион синдром) эмас балки, вегетатив дистония билан ўтувчи психосоматик касалликлар ва асосан бронхиал астмада ҳам кузатилади (Вейн А. М.- 2005й).

Кўплаб ўсмирларда БА ни ўрта оғир кечишини кўзгалган вақтида парасимпатик бўлимни тонуси меъёрида бўлиши ва вегетатив фаолият таъминотини етарли вариантда кузатилгани ҳолда, симпатикотония фони, норма ёки гипертоникотоник типдаги юқори вегетатив реактивлик кузатилади.

Ўсмирларда БА ни оғир кечишида вегетатив регуляция дисбаланси кучли бўлгани ҳолда, организм тинчлик ҳолатида бўлганида автоном нерв тизимининг симпатик бўлими тонуси пасайгани ҳолда, орган ва органлар тизимини асимпатикотоник вариантыдаги реакциясининг ортастатик юкламада вегетатив фаолият таъминоти етишовчилиги билан характерланиши маълум.

Бронхиал астманинг ўрта оғир кечиши кузатилган ўсмирларда қўзғалиш вақтида симпатикотония фонида миокардни автоматизм функцияси бузилиши кўринишидаги нотурғун бўлиши характерли. Касаллик оғир кечганида миокардни реполяризацияси жараёни ўзгаришига юрак ритми ва ўтказувчанлиги бузилишлари қўшилади (Гурьянова Е.М., Игишева Л.Н., Галеев А.Р. - 2003).

Бронхиал астма ва турли патологик жараёнларда, дезадаптация бўлган ҳолда, адаптив – компенсатор жараёнлар бузилишлари келиб чиқади.

Бу механизмлар организмнинг бевосита вегетатив тузилмасининг назорати остида бўлади (Айткужина, Б-2014й).

ВНТ организмнинг гомеостатик тенглигини ушлаб туради, турли патологик таъсирлар шароитида унинг мослашувини таъминлайди ва унинг функцияларини бошқаради. ВНТ адаптация маркази бош регулятори бўлиб, организмда кўп шаклли гено – ва фено типик (биосоциал) мослашувни таъминлайди (Балаболкин И.И – 2015й).

Организм функцияларига нормо -, симпатико -, парасимпатикотроп ва охирги ҳолатларда антагонистик адрено - ёки холинэргик таъсир қилади.

А. М. Вейна таъбирича “Амалий жихатдан шундай жараёнлар йўқки, ВНТ қатнашмаган. ВНТ нинг асосий вазифалари: организм ҳаёт фаолиятини ихтиёрсиз бошқариш (моддалар алмашинуви, эндокрин фаолият, қон айвониш, нафас, ҳазм қилиш), гомеостазни меъёрида ушлаб туриш, зиддият реакциясида қатнашиш, рухий ва жисмоний фаолиятнинг турли шакллари таъминлаш каби вазифаларни бажаради”.

ВНТ синапс охирларида ажралувчи медиаторларга қараб, парасимпатик (ацетилхолин – медиатори) ва симпатик (норадреналин - медиатори) қисмларига бўлинади.

Мослашиш – бу кўп компонентли динамик жараён бўлиб, у зарарловчи таъсирга организмни иложи борича мослашишини таъминловчи реакциялар туркумидир. Демак кўп шаклли мослашув реакциялари асосида, организмда бўладиган ҳар бир ҳодиса ва жараёнларга, улар келиб чиқиши бўйича турли генезли бўлишига қарамасдан ўзига хос компенсатор – мослашувни таъминлайдиган жараёнлар ётади (Ключева М.Г.,Рывкин А.И., Троицкая И.Н-2005й).

Соғлом инсонларда организмнинг турли атроф – мухит таъсири шароитларига, жисмоний, рухий ва ижтимоий таъсирларга адаптациянинг худди бир даражасидек кўринишда баҳоланади.



Касаллик бошланишида функционал тизимларда худди адаптацион сакраш кўринишидаги ҳодиса сифатида учраса, касаллик ўзи – худди сусайиш натижаси ва адаптацион механизмлар синиши кўриниши олади.

Адабиёт материаллари маълумотига якун ясайдиган бўлсак, шундай хулоса қилиш мумкинки, БА ни хоҳлаган генезли турида калит звено – бронх дарахтини юқори реактивлиги ётади. У яллиғланиш медиатори таъсирида келиб чиқадиган, бронхиал обструкцияга олиб келувчи, нафас йўлларининг қаршилиги ортиши, силлиқ мускул тонусининг вегетатив регуляцияси пасайиши, ўпканинг гиповентиляцияси натижаси чақирган гипоксемия ва перфузия ва вентияциялар аро муносабат номувофиқлиги ортиб боровчи гипервентиляция жараёнларига дуч келади.

**Изланиш мақсади.** Тадқиқотнинг мақсади турли даражадаги оғирликда кечган бронхиал астмаси бўлган болаларда дастлабки вегетатив ҳолат ва вегетатив регуляцияни ўрганишдан иборат.

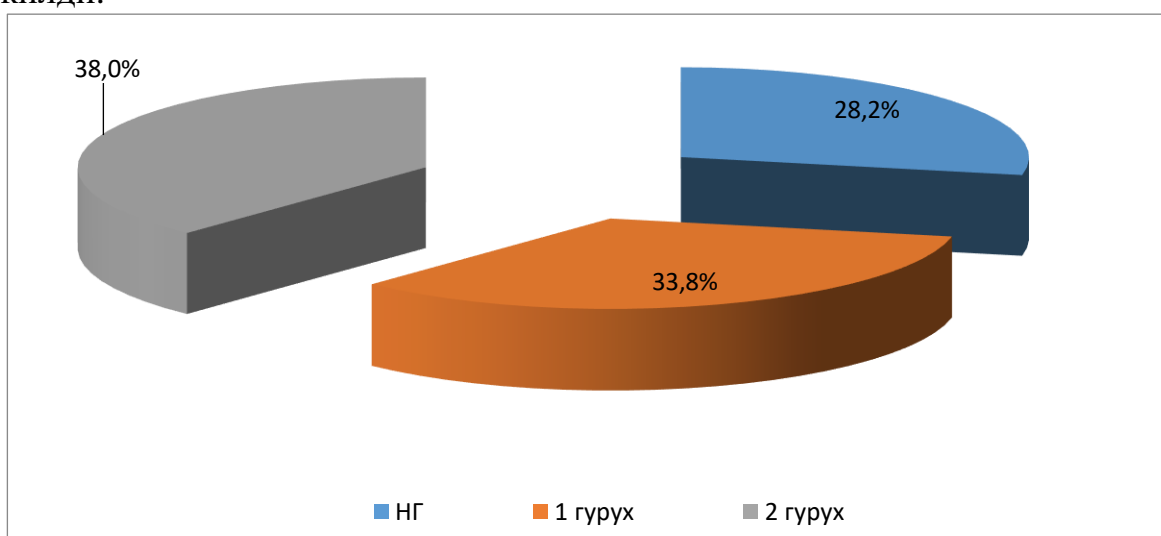
**Тадқиқот методологияси.** Изланиш 208-йилдан 2020-йилларда Андижон шаҳар кўп тармоқли болалар шифохонасининг пульмонология бўлимига тушган 102 та бронхиал астмали болаларнинг клиник-лаборатор текширишларига асосланган.

**Таҳлил ва натижалар.** Барча теширилган болалар 2 гуруҳга ажратилди (1 расм):

- 1 гуруҳни 48 (33,8%)та қалқонсимон без функцияси сақланган бронхиал астмали болалар ташкил қилди;

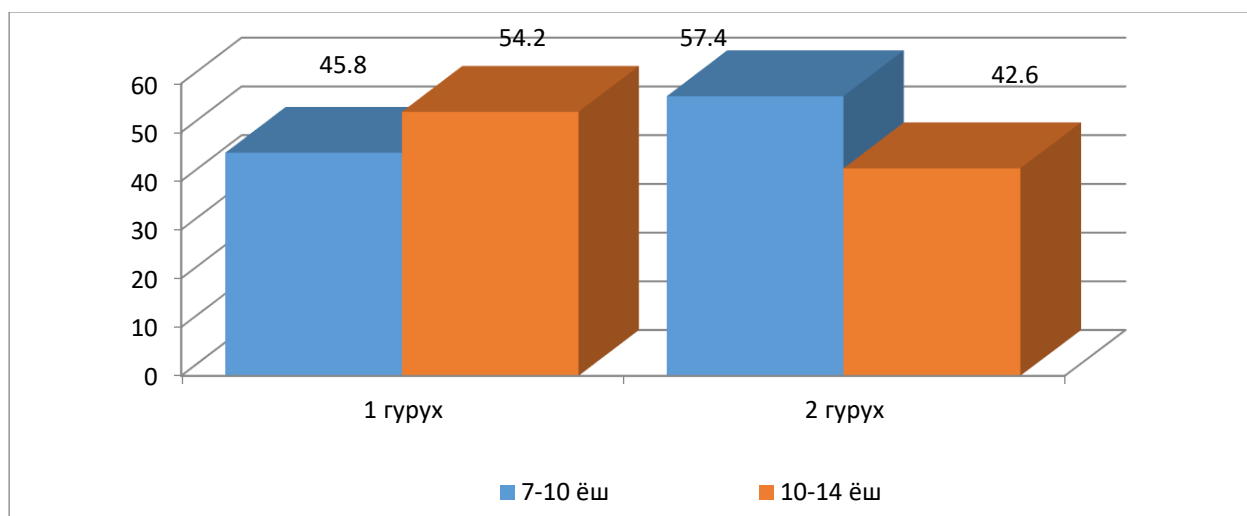
- 2 гуруҳни – 54 (38,0%) та вегетатив ва тиреоид статус бузилишлари билан оғриган БА болалар ташкил қилди (2 расм).

Лаборатор маълумотларни текшириш учун айна ёшдаги, ёшига мос жисмоний ва неврологик-психик ривожланишга эга, функционал ва морфофункционал чекинишларсиз 40 та деярли соғлом болалар куриб чиқилди.



1 расм. Текширилган болаларни гуруҳлар буйича тақсимланиши

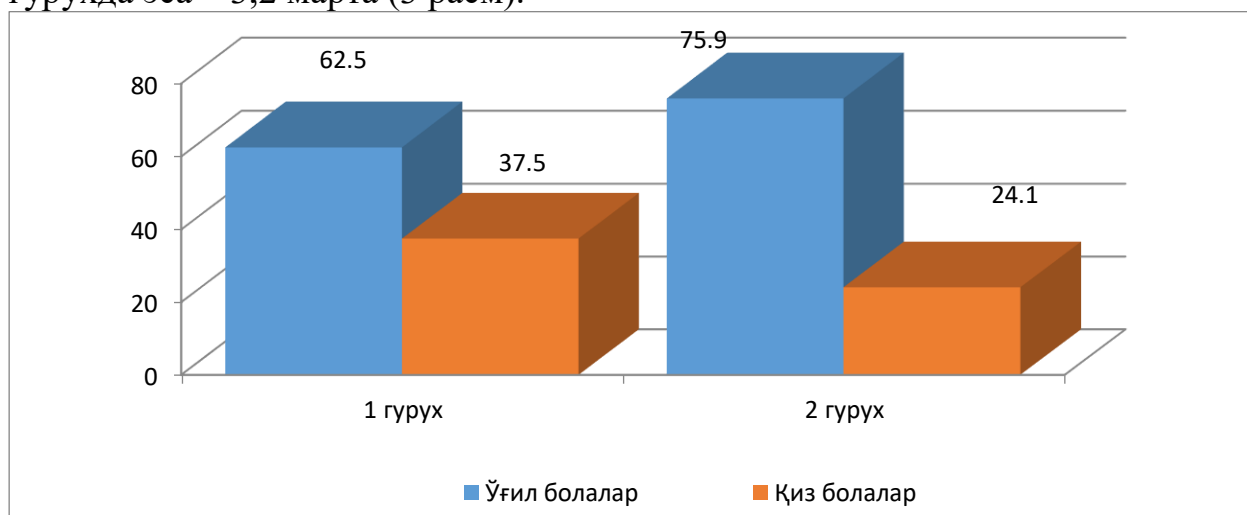
Текширилган болаларни тақсимланиш таҳлили 10 ёшгача вегетатив ва тиреоид статус бузилишлари булган болаларда бронхиал астма билан касалланиши 21,4% га юқори эканлигини кўрсатди (2 расм).



**2 расм. Текширилган беморларни ёши бўйича тақсимланиши.**

Бронхиал астамада вегетатив регуляциянинг бузилиши адренергик ва холинергик звеноларга боғлиқ ҳолда амалга ошади. Патологик жараён ривожланишида вегетатив баланснинг ушланиб туришида компенсация ҳолатига етиб олишни, адекват периферик қон оқими ва нормал бронхиал тонус таъминлайди.

1 гуруҳда ўғил болалар сони қизларга нисбатан 1,7 марта кўп, 2 гуруҳда эса – 3,2 марта (3 расм).



**3 расм. Текширилган беморларни жинси бўйича тақсимланиши**

Вегетатив гомеостазни баҳолашда бошланғич вегетатив тонус (БВТ) ни, вегетатив реактивликни, вегетатив фаолият таъминотини ўрганиш зарур ҳисобланади. ЧВТ ни баҳолаш А.М.Вейнанинг ташхисий жадвалидан

фойдаланилади(Вейн А. М.- 2005й). , бунда болалар учун мослаштирилган, симпатик ва парасимпатик белгиларнинг ўзаро муносабатини баҳоланади. Тахлил маълумотлари КИГ параметрлари диапазони сезиларли ўзгаришлари кўрсатади. ИН нинг кўрсаткичи 1 – гуруҳдаги болаларда 24 дан 1848 шартли бирликгача, 2 – гуруҳда эса, 12 дан 3023 шартли бирликгача бўлиши аниқланди. Симпатикотония билан кузатилган назорат гуруҳида бу кўрсаткич 408 шарт.бирл. дан ошмади. БВТ ни баҳолаш жадвали орқали баҳолашда шу нарса маълум бўлдики, симпатик белгилар инсомния, цефалгия, қисқа муддатли санчувчи характердаги кардиалгияларнинг турли вариантларида юқори кўзгалувчанлик чақирар экан. Парасимпатик белгилар эса асосан тери қопламаларининг мармарсимон оқариши, гипергидроз, синкопаль ҳолатларга мойиллик, бош айланиши, мигренсимон цефалгиялар, ишемик характердаги кардиалгиялар, ичак моторикаси бузилишлари кўринишида намоён бўлади.

КИГ нинг параметрлари тахлили кўрсатишича, 1 – гуруҳ беморларда симпатовагус мувозанат ВНТ нинг симпатик қисми тинч пайтида симпатикотония кўринишида (45,8%) ёки гиперсимпатикотония(20,8%) назорат гуруҳи билан солиштирганимизда (22,5% ва 2,5%) устун келар экан.

БА билан хасталанган беморлар сони ВНТнинг эйтоник мувозанати 1 – ва 2 – гуруҳларда деярли бир хил бўлади (18,0% и 22,2%).

Бироқ беморларда жараён оғир кечганида симпатикотония фони сезиларли даражада кучли ифодаланади ва 27,8% ҳолатларда кузатилса, ЧВТнинг гиперсимпатикотония варианты 18,5% ҳолатларда кузатилиши маълум бўлди.

Бу гуруҳда 35,2% ҳолатларда БВТ нинг ваготоник йўналиши кузатилиши аниқланди. ВР ни ўрганишда аниқландики, нормал реактивли беморлар миқдори 1 – ва 2 – гуруҳларда деярли бир хил бўлар экан(23 (47,9%) и 20 (37,0%).

Бироқ ВНТнинг симпатик ва парасимпатик бўлимларининг бундай мувозанат ҳолати ортостазда солиштирилиши бўйича 2 марта камайиши мумкин.

1 – гуруҳдаги болаларда ортиқча симпатик активлик парасимпатик бўлимнинг нормал тонуси вақтида дезадаптив реакция билан характерланди ва керакли даражага (52,1%) ёки ошқича (37,5%) вегетатив таъминотга етди.

Бундай вариант, вегетатив нерв тизими функциясининг касаллик кўзгалган шароитда, нейрогуморал активлик ортиши ва гипоксияга қулай мослашган жавоб реакция сифатида юқори даражаси билан характерланади.

**Ўсмирларда бронхиал астмада вегетатив статуснинг  
характеристикаси**

Вегетатив гомеостаза характеристикаси	КГ (n=40)		1 гурух (n=48)		2 гурух (n=54)	
	абс	%	абс	%	абс	%
<b>Бошланғич вегетатив тонус</b>						
Эйтония	22	55,0	9	18,8***	12	22,2***
Ваготония	8	20,0	7	14,6	19	35,2
Симпатикотония	9	22,5	22	45,8*	15	27,8
Гиперсимпатикотония	1	2,5	10	20,8**	10	18,5**
<b>Вегетатив реактивлик</b>						
Нормотония	28	70,0	23	47,9*	20	37,0***
Асимпатикотония	2	5,0	8	16,7	22	40,7***
Гиперсимпатикотония	10	25,0	27	56,3**	12	22,2
<b>Вегетатив таъминот фаолияти</b>						
Етарли	26	65,0	25	52,1	19	35,2**
Кам	4	10,0	5	10,4	29	53,7***
Ортиқча	10	25,0	18	37,5	6	11,1

Эслатма: - назорат гурухидаги нисбий фарқ (\* -  $P<0,05$ , \*\* -  $P<0,01$ , \*\*\* -  $P<0,001$ )

БА билан хасталанган беморларни 2 – гурухида вегетатив реактивлик ортостатик номутоносиблик билан, артериал гипотензия ва асимпатикотония-ни кўп бўлиши (40,7%) билан характерланади, бу 1 – гурухда аналогик реакция частотаси ортиши ва назорат гурухидаги кўрсаткич билан солиштирганда (16,7% ва 5,0% мувофиқ) келиши кузатилди.

Индивидуаль ритм вариабел параметрлари тахлили кўрсаткичларига кўра, ВР нинг норма ва гиперсимпатикотоник вариантлари оғир кечган БА да симпатик тонуснинг активлиги қанча бўлса, парасимпатик тонус шунча пасайиши кузатилди.

Вегетатив таъминот беморларда 32% ҳолатларда етарли бўлиши, назорат гурухидан (70,0%) паст бўлиши кузатилди.

Вегетатив дисбалансинг асосий варианты БА ни оғир кечишида ВТФ етарли бўлмаслиги, текширилган гурухларнинг ярмида (40,7%) кузатилди.

Бунда тикланиш даври 72% ҳолатларда узайди, бу БА кўзгалган босқичида организмнинг мосланувчанлик хусусияти пасайиб кетиши билан баҳоланади.

Ўз қарашларимиздан хулоса қиламизки, БА га чалинган беморларимиз орасида унинг оғир кечиши 1 – гурухдаги беморларимизга нисбатан вегетатив фаолият таъминоти билан реактивлик вариантнинг

асимпатикотоник кўшилиб келишининг кузатилиши 4 баробар юқори бўлар экан(53,7% и 10,4% мувофиқ).

**Хулоса ва таклифлар.** Кўзғалиш даврида бронхиал астманинг ўртача оғирликда кечиши билан оғриган болалар ва ўспиринларнинг кўпчилигида вегетатив ҳолат фон симпатикотония фонида, парасимпатик бўлимнинг нормал тонус ҳолатида нормо- ёки гиперсимпатикотоник типнинг юқори автоном реактивлиги ва фаолликни автоном таъминотининг етарли варианты билан тавсифланди. Астманинг оғир кечиши билан хасталанган ўспиринларда автоном регуляциянинг аниқ номутаносиблиги кузатилди, бу вегетатив асаб тизимининг симпатик бўлиниш тонусининг пасайиши, организм тинч ҳолати пайтида, органлар ва тизимлар фаолиятини етарлича автоном таъминот билан ортостатик юкламага жавоб беришнинг асимпатикотоник вариантылиги кўрилди. Кўзғалиш даврида ўртача оғирликдаги БА бўлган болалар ва ўспиринларда миокарднинг электр беқарорлиги симпатикотония фонида, асосан, автоматик функцияни бузилиш шаклида устун келди; касалликнинг оғир кечиши билан оғриган беморларда ритм ва ўтказувчанлик бузилишининг турли хил вариантлари миокард реполаризация жараёнларининг ўзгариши билан биргаликда кузатилди.

Болаларда ва ўсмирларда БА ни оғир кечишида вегетатив регуляция дисбаланси кучли бўлгани ҳолда, организм тинчлик ҳолатида бўлганида автоном нерв тизимининг симпатик бўлими тонуси пасайгани ҳолда, орган ва органлар тизимини асимпатикотоник вариантыдаги реакциясининг ортастатик юкламада вегетатив фаолият таъминоти етишовчилиги билан характерланиши маълум.

БАга чалинган бемор болаларда гормонал тизим томонидан бўладиган ўзгаришлар БА оғир кечганида организм ҳимоя мослашув ҳолати ушбу жараёнларнинг тезда сусайиши билан кечиб, унга гормонал дисбаланс кўшилади.

Болаларда ва ўсмирларда БА касаллигида вегетатив статусни баҳолаш учун «прогностик харита» тузилса, бу орқали турли хавф омиллари биргаликда келишида вегетатив ва тиреоид статуслар дисфункцияси ривожланишини миқдорий тахлилини эхтимоллигини баҳолаймиз. Бунда бола соғломлашиши эхтимоли, хавф кўрсаткичи диапазони 7,74 дан 22,18гача бўлади. 22,19-44,36 диапазонда кўрсаткичида вегетатив ва тиреоид статуслар дисфункцияси - ўрта хавф эхтимолликни ифодалаб, 45% гача ҳолатда кузатилади. Мана шу 44,37-66,55 диапазонда вегетатив ва тиреоид статуслар дисфункцияси ривожланиши жуда юқори бўлишига эришилади.

#### **Фойдаланилган адабиётлар рўйхати:**

1. Айткужина, Б. Бронхиальная астма / Б. Айткужина. - Москва: СИНТЕГ, 2014. - 812 с.

2. Балаболкин И.И. Бронхиальная астма у детей / Балаболкин Иван Иванович. - М.: Медицинское Информационное Агентство (МИА), 2015. - 529 с.
3. Вейн А.М. Вегетативные расстройства: клиника, диагностика, лечение. – М.: МИА, 2000. – 752 с.
4. Вейн А.М. Заболевания вегетативной нервной систем. Руководство для врачей (под ред. Вейна А. М.). Москва, 2005.
5. Гурьянова Е.М., Игишева Л.Н., Галеев А.Р. Особенности вариабельности сердечного ритма у детей с бронхиальной астмой // Педиатрия. – 2003. – № 4. – С. 32–36.
6. Ключева М.Г., Рывкин А.И., Троицкая И.Н. Анализ вариабельности сердечного ритма в оценке вегетотропных эффектов бронходилататоров при бронхиальной астме у подростков // Клиническая фармакология и терапия. – 2005. – № 5. – С. 85–87.
7. Braback L. Changes in prevalence and severity of asthma among schoolchildren in a Swedish district between 1985 and 1995/ L. Braback, J. Appelbérq, U. Jansson, L. Kalvesten//Acta Paediatr. 2010. - V.89. - P. 465-170.



УДК: 556.531(575)

*Хожамуратова Р.Т., кандидат географических наук  
докторант (DSc)*

*Чембарисов Э.И., доктор географических наук  
профессор*

*Научно-исследовательский институт ирригации и водных проблем  
Узбекистан, Ташкент*

## **ИСПОЛЬЗОВАНИЕ ДРЕНАЖНЫХ ВОД ДЛЯ ОРОШЕНИЯ В УСЛОВИЯХ РЕСПУБЛИКИ КАРАКАЛПАКСТАН И ДЕФИЦИТА ОРОСИТЕЛЬНЫХ ВОД**

*Аннотация: В статье рассмотрены проблемы использования коллекторно-дренажных вод для орошения в условиях Республики Каракалпакстан. Поэтому авторами в течение 2015-2017 гг. были проведены полевые исследования по выращиванию солеустойчивых культур: сорго, сорго-суданская трава, Африканское просо на участках, расположенных осушенном дне Аральского моря.*

*Ключевые слова: коллекторно-дренажные воды, величина минерализации, осушенное дно Аральского моря, солеустойчивые сельскохозяйственные культуры.*

*Khozhamuratova R.T., PhD in Geography  
Doctoral student (DSc)*

*Chembarisov E.I., Doctor of Geographical Sciences  
Professor*

*Scientific Research Institute of Irrigation and Water Problems  
Uzbekistan, Tashkent*

## **THE USE OF DRAINAGE WATER FOR IRRIGATION IN THE CONDITIONS OF THE REPUBLIC OF KARAKALPAKSTAN AND DRAINAGE OF IRRIGATION WATER**

*Annotation: The article deals with the problems of using collector-drainage waters for irrigation in the conditions of the Republic of Karakalpakstan. Therefore, the authors during 2015-2017. field studies were carried out on the cultivation of salt-tolerant crops: sorghum, Sorghum-Sudan grass, African millet in areas located on the drained bottom of the Aral Sea.*

*Key words: collector-drainage waters, the amount of mineralization, the dried bottom of the Aral Sea, salt-tolerant agricultural crops.*

Были проведены многолетние исследования по использованию коллекторно-дренажных вод для орошения некоторых солеустойчивых

культур на осушенном дне Аральского моря, которые полностью соответствуют задачам, предусмотренным в Постановлении Президента Республики Узбекистан УП-4947 от 7 февраля 2017 г «О стратегии действия по дальнейшему развитию Республики Узбекистан». В разделе 3.3. которого указано: дальнейшее улучшение мелиоративного состояния орошаемых земель, развитие сети мелиоративных и ирригационных объектов, широкое внедрение в сельскохозяйственное производство интенсивных методов, прежде всего современных водо- и ресурсосберегающих агротехнологий.... [1,2].

В настоящее время на орошаемой территории в Центральной Азии формируется 38-40 км<sup>3</sup> возвратных коллекторно-дренажных вод, что составляет 1/3 часть имеющихся всех поверхностных ресурсов данной территории. В Республике Узбекистан формируется 20-22 км<sup>3</sup> коллекторно-дренажных вод во всех административных областях.

Как показывают литературные данные многих ирригаторов, эти воды повторно использовать для различных солеустойчивых культур [3-5].

Поэтому авторами в течение 2015-2017 гг. были проведены полевые исследования по выращиванию солеустойчивых культур: сорго, сорго-суданская трава, Африканское просо на участках, расположенных осушенном дне Аральского моря.

**Основная цель исследований.** Провести многолетние поливы минерализованной коллекторно-дренажной водой различных солеустойчивых культур на осушенном дне Аральского моря.

**Объекты исследований.** Опытный участок старого саксаульского питомника, расположен в Казахдарьинском хозяйстве вблизи осушенного озера «Тогиз торе» в Муйнакском районе Южного Приаралья, на конечном участке коллектора КС-1 (рис.1).

В связи с актуальностью и важным практическим значением использования минерализованных вод для орошения различных кормовых культур были организованы опытно-производственные участки, где были проведены исследования по выращиванию кормовых культур с использованием для поливов минерализованных коллекторно-дренажных вод. Были посеяны сорго (сорт Узбекистон-18), Сорго-суданская трава (сорт Чимбай-8) и Африканское просо (сорт Хашаки-1) и общая площадь, занятых каждой культурой была равна 0,27 га. Для посева кормовых культур вода поступала из близ расположенного коллектора КС-1.

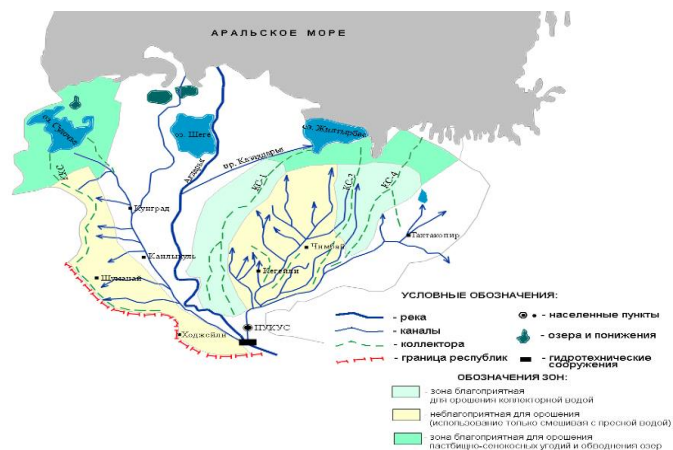


Рис. 1.

### Схематическая карта Южного Приаралья с указанием основных магистральных коллекторов

**Методика исследования.** Проведенные исследования осуществлялись по общепринятым гидрологическим, гидрохимическим и гидрометрическим методам. Засоление почвы определялось лабораторным методом.

При проведении данных исследований также определялись минерализация, химический состав коллекторной воды, динамика влажности почвы, цикл фенологических наблюдений за ростом и развитием выращиваемых культур, учет подаваемой воды, динамика уровня и минерализации грунтовых вод.

Математическую разработку результатов исследования и экономическую эффективность работы проводили общепринятыми статистическими методами и с использованием компьютерной техники и программы ACCES.

Во время проведения опытов минерализация коллекторной воды изменялась от 2,02 г/л до 2,66 г/л. Химический состав воды был хлоридно-сульфатным магниево-натриевым (ХС-МН).

В зависимости от поливной культуры проводилось от трех до пяти поливов, при этом величина оросительной нормы воды изменялась от 2100 до 4000 м<sup>3</sup>/га.

Почвы опытных участков сложены тяжелыми грунтами: до глубины 2,5-3,0 м преобладают суглинки и глины. Величина плотности почв в зависимости от механического состава колеблется в пределах 1,4-1,6 г/см<sup>3</sup>.

Анализ почвенных образцов, отобранных на опытных участках показал, что в целом содержание питательных элементов в почве недостаточно: максимальное количество гумуса, не превышающие 0,98 % сосредоточено в верхнем слое (0,20-0,40 м), а с глубиной оно резко уменьшается до 0,35-0,27 %. Уровень грунтовых вод на опытных полях в течение вегетационного периода колебался от 180 до 295 см. Минерализация грунтовых вод колебалась от 7,58 до 11,02 г/л,

преобладающий химический состав их был хлоридно-сульфатный-магниевый-натриевый (ХС-МН).

Несмотря на более высокую минерализацию коллекторной воды по сравнению с оросительной средние величины урожайности Сорго, Сорго-суданской травы и Африканского просо на опытном участке хозяйства «Казахдарья» отличались незначительно: при орошении коллекторной водой в пределах 30-37 ц/га; при орошении Сорго пресной водой урожайность изменялась в пределах 32-40 ц/га, а при орошении с Сорго-суданской травы пресной водой урожайность изменялась в пределах 32-42 ц/га, при орошении коллекторной водой в пределах 25-40 ц/га.

Были приведены в табличной форме сведения о минерализации и химическом составе оросительной и коллекторно-дренажной воды во время поливов опытного участка. Урожайность выращиваемых культур приведена в таблице 1, а выращенный урожай сорго (сорт Узбекистон-18) показан на табл.1.

Таблица 1.

Урожайность зерна выращиваемых культур, в ц/га.

Годы	Минер. колл. воды (КС-1) г/л,	Химический состав	Культура		
			Сорго (сорт Узбекистон-18)	Сорго-суданская трава (сорт Чимбай-8)	Африканское просо (сорт Хашаки-1)
2015	2,66	ХС-МН	32,33	32,33	14,67
2016	2,10	ХС-МН	31,67	31,67	14,33
2017	2,02	ХС-МН	29,33	29,3	13,67

В конце проведенных исследований были проведены расчеты их экономической эффективности и величины чистой прибыли, получаемой с 1 га. выращиваемых культур (Сорго, Сорго-суданская трава, Африканское просо). например, ожидаемая чистая прибыль с 1 га сорго (сорта Узбекистон-18) составила 1320,0 тыс. сум.



Рисунок 2. Выращенный урожай сорго (сорт Узбекистон-18) на опытном участке на осушенном дне Аральского моря (2017 г.)

**Рекомендации в производство:** в условиях дефицита пресной воды в Муйнакском районе в хозяйстве Казахдаря Республики Каракалпакстан было проведено прикладное исследование «Разработки технологии возделывания семян кормовых культур в экстремальных условиях Южного Приаралья» с использованием коллекторно-дренажных вод на орошения кормовых культур, а также для лиманного орошения диких кормовых культур (тростник и др.) на землях, расположенных вдоль коллекторов КС-1, КС-3 и др.

#### **Выводы:**

- Условия дефицита оросительной воды коллекторные воды служат дополнительным источником для поливов и их можно использовать для орошения солеустойчивых кормовых культур (кукуруза, сорго и др.). Так как сорго по сравнению с кукурузой более солеустойчивая культура, ее выращивание для кормовых угодий при орошении коллекторными водами более целесообразно, чем выращивание зерновых культур. После уборки урожая нужно проводить профилактическую промывку тех почв, для которых также нужно использовать коллекторную воду;

- подобные исследования необходимо продолжить на конечных участках коллекторов КС-1, КС-3, ККС, ГЮКК и др., но для этого надо привлечь инвестиции не только национальных, но и зарубежных специалистов. Это позволит внести существенный вклад в преодолении последствий Аральского кризиса и улучшении жизни населения Южного Приаралья.

#### **Использованные источники:**

1. Указ Президента Республики Узбекистан от 7 февраля 2017 года № УП-4947 «О стратегии действий по дальнейшему развитию Республики Узбекистан» // [www.lex.uz](http://www.lex.uz).
2. Указ Президента Республики Узбекистан от 18.01.2017 года «О Государственной программе развития региона Приаралья на 2017-2021 гг».
3. Рамазанов А.Р., Курбанбаев Е., Якубов Х.И. Некоторые вопросы мелиорации засоленных земель в низовьях Амударьи. // Нукус: Каракалпакстан, 1979, -221 с.;
4. Хожамуратова Р.Т., Чембарисов Э.И. Оценка пригодности коллекторных вод для орошения сельскохозяйственных культур и обводнения пастбищно сенокосных угодий Республики Каракалпакстан. // Матер. Сб. науч. труд. межд. научно-практической, интернет-конференции, Сельское хозяйство-2020, Украина, 2020. –С. 32.
5. Чембарисов Э.И., Насрулин А.Б., Лесник Т.Ю., Хожамуратова Р.Т. Изучение влияния речных вод Узбекистана на засоление и загрязнение агроландшафтов в условиях изменения климата. //В сб. научных трудов Центрально-Азиатской международной научно-практической конференции МКВК, Водному сотрудничеству стран Центральной Азии – 20 лет: опыт прошлого и задачи будущего, Алма-ата, 2012. – С. 175-177.



*Холикова Д.С.  
кафедра пропедевтики внутренних болезней  
Андижанский государственный медицинский институт*

## **ФАКТОРЫ РИСКА И ПРОГНОЗИРОВАНИЕ РАННЕЙ МАНИФЕСТАЦИИ НА РАЗВИТИЕ ПРЕДГИПЕРТЕНЗИИ И АРТЕРИАЛЬНОЙ ГИПЕРТЕНЗИИ**

*Аннотация:* Артериальная гипертензия (АГ) является неблагоприятным фоном в развитии таких заболеваний, как инфаркт миокарда и мозговой инсульт, которые составляют значительную долю в структуре инвалидности и смертности взрослого населения. Распространённость АГ значительно отличается на различных территориях, что связано в основном с их этническими, климатогеографическими и экологическими особенностями и составляет от 2,4 до 18,0 %.

*Ключевые слова:* предгипертензия, артериальная гипертензия, факторы риска.

*Kholikova D.S.  
Department of Propedeutics of Internal Medicine  
Andijan State Medical Institute*

## **RISK FACTORS AND PREDICTION OF EARLY MANIFESTATION ON THE DEVELOPMENT OF PREHYPERTENSION AND ARTERIAL HYPERTENSION**

*Resume:* Arterial hypertension (AH) is an unfavorable background in the development of diseases such as myocardial infarction and cerebral stroke, which make up a significant share in the structure of disability and mortality in the adult population. The prevalence of hypertension differs significantly in different territories, which is mainly due to their ethnic, climatogeographic and ecological characteristics and ranges from 2.4 to 18.0%.

*Key words:* prehypertension, arterial hypertension, risk factors.

**Введение.** Издавна известно, что у лиц длительно страдающих артериальной гипертензией с гораздо большей частотой развиваются инфаркт миокарда, мозговой инсульт, изменения сосудов глазного дна и хроническая сердечная недостаточность. Но не следует забывать, что есть такое понятие, как «предгипертензия», которая характеризуется, как предиктор артериальной гипертензии, и в свою очередь может переходить в неё или самостоятельно способствовать ремоделированию левого



желудочка сердца, тем самым являясь фактором развития сердечно-сосудистых заболеваний. Существуют так называемые факторы риска, приводящие, как к артериальной гипертензии, так и к предгипертензии [1,2,3,4,5]. Реализация риска развития предгипертензии и артериальной гипертензии, а также их осложнений индуцируется этими факторами. Учет их в целом позволяет во-первых, достаточно четко предсказать развитие предгипертензии и артериальной гипертензии, а также повысить эффективность профилактических программ и до минимума снизить суммарный сердечно-сосудистый риск [6,7,8,9].

**Цель исследования.** Целью исследования явилось установление факторов риска и прогнозирование ранней манифестации на развитие предгипертензии и артериальной гипертензии.

**Материалом** послужили результаты одномоментного эпидемиологического исследования случайных репрезентативных выборок из неорганизованного мужского и женского населения в возрасте  $\geq 15$ -70 лет, проживающего в г. Андижане.

**Результаты исследования.** В зависимости от степени образовательного статуса частота ПрГ и АГ среди обследованных составили соответственно: среди лиц с высшим образованием – по 34,6% и 17,3% ( $P < 0,05$ ), при наличии незаконченного высшего образования – по 28,6% и 3,6% ( $P < 0,001$ ), у лиц с полным средним или специальным образованием – по 25,4 и 20,4% ( $P > 0,05$ ) и у обследованных с неполным средним образованием – по 11,6% и 0,0% ( $P < 0,001$ ). Среди лиц с начальным образованием или без образований - случаев ПрГ и АГ не зарегистрированы (0,0%).

Таким образом, отмеченные сдвиги в эпидемиологических показателях ПрГ и АГ в зависимости от образовательного статуса или семейного положения, позволяют сделать предположение об их участии в процессах формирования популяционных механизмов повышенного АД в качестве социально-медицинских поведенческих факторов риска (СМПФР).

Аналогичные тенденции имели место и, при наличии эпидемиологических ФР: при наличии и под влиянием этих факторов риска, как ПрГ так и АГ – отмечены с увеличением их выявляемости среди обследованных.

Так, в связи с курением отмечается увеличение случаев выявляемости ПрГ до 50,2% и АГ – до 33,6% ( $P < 0,05$ ), при наличии избыточной массы тела (ИМТ) – ПрГ и АГ определяются в уровнях 19,8 и 24,8% ( $P < 0,05$ ), при наличии употреблении алкоголя (УА) – по 40,0% и 34,5% - соответственно ( $P > 0,05$ ), при психоэмоциональном факторе (ПЭФ) – по 25,0 и 36,4% ( $P < 0,05$ ), при низкой физической активности (НФА) – по 33,8% и 25,0% ( $P < 0,05$ ), при низком медицинском контроле (НМК) – по 33,3 и 14,5% ( $P < 0,01$ ), при гиперхолестеринемии (ГХС) – по 31,5% и 44,1% ( $P < 0,01$ ) и при наличии гипертрициридемии (ГТГ) – по 23,3 и 35,6% ( $P < 0,05$ ).

Представлены данные полученные при анализе роста выявляемости случаев повышенного АД в связи с 22-мя факторами риска развития АГ среди популяции  $\geq 15-70$  летнего возраста.

По этим данным, во-первых, отмечаются заметные различия в доле факторов риска (ФР) в развитии повышенного артериального давления и во-вторых, наблюдается увеличение случаев выявляемости его, при наличии этих ФР, более чем в 9,5 раз ( $P < 0,001$ ).

Таким образом, нам удалось выявить определенные эпидемиологические тенденции в аспекте выявляемости и распространенности предгипертензии и артериальной гипертензии в зависимости от факторов риска, которые важны для организации и проведения эффективных массовых профилактических мероприятий среди населения.

Это подтверждают наши и литературные предположений о том, что в условиях Узбекистана у 90,0% больных предгипертензией и артериальной гипертензией, научно мотивированная / обоснованная первичная и вторичная профилактика направленная против поведенческих факторов риска могут препятствовать или приостановить их эпидемию среди населения. Так, отмечено, что изменение образа жизни (отказ от курения, уменьшение потребления алкоголя, повышение физической активности, снижение потребления соли и продуктов, богатых насыщенными жирами и холестерином, увеличение потребления рыбы, фруктов и овощей) и немедикаментозная профилактика сопровождается снижением частоты развития новых случаев АГ на 8%.

**Вывод.** Полученные результаты демонстрируют высокую распространенность ПГ и ассоциацию метаболических отклонений с трансформацией оптимального АД в ПГ, что подчеркивает важность своевременной диагностики ПГ и коррекции метаболических факторов риска сердечно-сосудистых заболеваний в российской популяции.

#### **Использованные источники:**

1. Рустамова Ф.Е., Джусипов А.К., Джунусбекова Г.А., Тундыбаева М.К. Предгипертония как начальная форма артериальной гипертонии. Современный подход к диагностике и лечению // Кардиология Узбекистана. – 2007. - №2. – С.34-35;
2. Шустов С.Б., Барсуков А.В., Аль-Язиди М.А. Особенности ремоделирования миокарда у пациентов с АГ в зависимости от степени среднесуточной вариабельности АД // Артер гиперт 2002; 8(2): 32-6;
3. Эльгарова Л.В., Эльгаров А.А. Особенности артериального давления у школьников Кабардино-Балкарии // Кардиоваскулярная терапия и профилактика. – 2006. - №5. – С.75-82;
4. Hypertension Prevention Trial Research Group. The Hypertension Prevention Trial: three-year effects of dietary changes on blood pressure // Arch Intern Med 1990; 150-154-160;

5. Nissen S.E., Tuzcu E.M., Libby P. Effects of antihypertensive agents on cardiovascular events in patients with coronary disease and normal blood pressure the CAMELOT study: a randomized controlled trial // JAMA. – 2004; 292: 2219-2221;
6. Svetkey L.P. Management of prehypertension // Hypertension. – 2005; 45: 1058-1060.

*Холмуродова Э.Х.  
преподаватель английского языка  
кафедра «Английский язык»  
Ташкентский институт инженеров ирригации и механизации  
сельского хозяйства*

## КОГНИТИВНАЯ КОМПЕТЕНЦИЯ

*Аннотация: В данной статье уточняется понятие «когнитивная компетентность» и определена ее структура*

*Ключевые слова: Компетентность, специалист, профессионализм, формирования, педагог, личность*

*Xolmurodova E.X.  
Teacher of English  
at the Department of "English language"  
Tashkent Institute of Irrigation and Agricultural  
Mechanization Engineers*

## COGNITIVE COMPETENCE

*Annotation: This article clarifies the concept of "cognitive competence" and defines its structure*

*Key words: Competence, specialist, professionalism, formation, teacher, personality*

В настоящее время конкурентоспособный специалист должен отвечать ряду требований, в частности, таким, как профессиональная мобильность, способность овладеть новыми знаниями, умениями, навыками; адаптация своей профессиональной деятельности в соответствии с изменением своей профессиональной функции. Педагогическая деятельность предъявляет к педагогу высокие требования. Широкий круг профессиональных обязанностей и диапазон его действий, к компетентному и творческому выполнению которых он должен быть подготовлен, обуславливает особое значение диалектической гибкости научных понятий, служащих раскрытию педагогических проблем. Некоторые понятия, связанные с характеристикой деятельности учителя, требуют более глубокого рассмотрения. Одно из них - компетентность педагога. «Компетентность - обладание знаниями, позволяющими судить о чем-либо, способность соблюдать установленный стандарт, применяемый в какой-либо профессии».

Процесс формирования компетентного специалиста является одной из проблем профессиональной педагогики. Компетентность педагога приобретает в последние годы все большую актуальность в связи с тем, что постоянно трансформируется социальный опыт, реконструируется сфера образования, появляются всевозможные разновидности авторских педагогических систем, возрастает уровень запросов социума к специалисту.

Известно, что традиционное когнитивно-ориентированное образование решает, в основном, задачу формирования знаний, умений и навыков, а развитие и воспитание обучаемых рассматривается как «побочный продукт» процесса обучения. Такое обучение направлено на подготовку специалиста, а не профессионала. Приведенная выше характеристика ключевых компетенций и анализ научной литературы позволяет разграничить эти два понятия. Специалист — это работник, обладающий необходимыми для данной квалификации знаниями, умениями и навыками. Профессионал — это социально и профессионально компетентный работник с хорошо выраженными профессионально важными качествами и компетенцией, отличающийся индивидуальным стилем деятельности. Современному производству и обществу требуются именно профессионалы.

Профессионализм педагога оценивается рядом требований, среди которых можно выделить следующие профессионально-педагогические умения: социальные, дидактические, организационно-методические, коммуникативно-режиссерские, прогностические, рефлексивные, организационно-педагогические.

Важным компонентом в структуре личности педагога выступают профессионально важные качества - индивидуальные качества субъекта деятельности, влияющие на эффективность. Такими особенностями являются активность личности, целеустремленность, уравновешенность, желание работать со школьниками, способность не теряться в экстремальных ситуациях, обаяние, честность, справедливость, современность, педагогический гуманизм, эрудиция, педагогический такт, толерантность, дисциплинированность, педагогический оптимизм.

К педагогически важным качествам относятся также целеустремленность (умение направлять и использовать все качества своей личности на достижение поставленных педагогических целей) и уравновешенность (способность контролировать свои поступки в любых педагогических ситуациях).

Личность современного педагога во многом определяется его эрудицией. Тот, кто хочет свободно ориентироваться в современном мире, должен много знать.

Профессионально значимые качества личности педагога, как характеристики интеллектуальной и эмоционально-волевой сторон жизни,

существенно влияют на результат профессионально-педагогической деятельности и определяют индивидуальный стиль педагога.

Рассматривая процесс становления личности будущего педагога следует отметить определенную роль когнитивной компетентности, когда студент самостоятельно решает и определяет ' план своих действий, свободен в выборе форм, методов и средств, необходимых ему для организации и реализации собственной педагогической деятельности, когда возможна реализация и апробирование на практике полученного теоретического опыта. Решение такого рода проблем, требующих самостоятельности мышления, позволит будущим специалистам глубже понять социальный смысл знаний, накопленный ими в процессе обучения, и одновременно развивать собственные творческие способности, анализировать педагогические явления и факты, планировать и реализовывать систему учебно-воспитательной работы, обосновывать целесообразность спроектированных учебно-воспитательных задач. Сформированной умения решать научно-теоретические проблемы; планировать и реализовывать практическую деятельность способствует, в свою очередь, совершенствованию исследовательской работы, что является важной частью профессионально-педагогической культуры педагога, проявляющейся в системе профессиональных качеств и специфике профессиональной деятельности. Это интегративное качество личности педагога-профессионала, выступает одним из условий эффективной педагогической деятельности, является обобщенным показателем профессиональной компетентности педагога и целью профессионального самосовершенствования.

Когнитивная сфера представляет собой воздействие на человека основных областей исследования восприятия, распознавания образов, памяти, воображения, языковых функций, психологии развития, мышления и решения задач, человеческого и искусственного интеллекта. Все эти психические процессы играют значимую роль в образовательном процессе. В педагогической деятельности взаимодействуют все стороны учебного процесса от способа предъявления материала до социально-психологических аспектов отношений педагога с обучающимися. Педагог должен уметь организовывать, планировать, диагностировать, наблюдать, придавать смысл этим наблюдениям, вырабатывать решения и участвовать в их реализации. Обучение будет эффективным лишь в том случае, когда новый материал, связанный с уже имеющимися знаниями и умениями, включается в существующую когнитивную сферу. В качестве важного условия рассматривается внутренняя мотивация и педагога, и учащихся, связанная с интересом к изучаемому предмету.

#### **Использованные источники:**

1. Безрукова В. С. Введение в профессиональную педагогику. Екатеринбург, 1996. Зеер Э. Ф., Павлова А. М., Сышанюк Э. Э.



Модернизация профессионального образования: Компетентностный подход. М.: МПСИ, 2005

2. Общая и профессиональная педагогика: Учеб. пособие для студентов педагогических вузов / Под ред. В. Д. Симоненко. М.: Вентана-Граф, 2005

*Хомидов И.И., кандидат химических наук  
доцент  
Андижанский Государственный медицинский институт  
Узбекистан, г. Андижан  
Махаматова С.Х.  
ассистент  
Андижанский Государственный медицинский институт  
Узбекистан, г. Андижан  
Раззаков Н.А.  
ассистент  
Андижанский Государственный медицинский институт  
Узбекистан, г. Андижан*

### **КРАУН-ЭФИРЫ: СТРОЕНИЯ И ПРИМЕНЕНИЯ**

*Аннотация: Краун-эфир, с химической точки зрения, является гетероциклическим соединением. Своеобразие краун-эфиров заключается в том, что они способны образовать циклические макромолекулы с различными атомами. В данной статье приведены некоторые свойства и области применения как синтетических, так и природных краун-эфиров.*

*Ключевые слова: химия, краун-эфир, соединения, алкалоиды, растения, физиологически активные, гетероциклические, циклические макромолекулы, синтетические, природные, бензилизохинолины.*

*Khamidov I.I., Phd of Chemistry  
Andijan Region State Medical Institute  
Uzbekistan, Andijan  
Maxamatova S.H.  
assistant  
Andijan Region State Medical Institute  
Uzbekistan, Andijan  
Razzaqov N.A.  
assistant  
Andijan Region State Medical Institute  
Uzbekistan, Andijan*

### **CROWN ETHERS: STRUCTURES AND APPLICATIONS**

*Abstract: Crown ethers, from a chemical point of view, are heterocyclic compounds. Their originality lies in the fact that they are able to form cyclic*

*macromolecules with various atoms. This article presents some properties and applications of both synthetic and natural crown ethers.*

*Keywords: chemistry, compounds, crown ethers, alkaloids, plants, physiologically active, heterocyclic, cyclic macromolecules, synthetic, natural, benzilizohinolines.*

Вопрос изучения закономерностей химического поведения основных классов гетероциклических: как синтетических, так и природных соединений во взаимосвязи с их строением остается актуальной задачей биоорганической химии.

По химической структуре все краун-эфиры относятся к классу гетероциклических соединений, однако разнообразные физические и химические свойства, а также физиологические действия этих соединений позволили выделить их в самостоятельный класс соединений. Характерное свойство этих краун-эфиров образовывать комплексные соединения с многими металлами за счет неподелённых электронных пар гетероатомов.

В последнее время всё чаще появляется информация о синтезе и применении синтетических краун-эфиров. В частности, авторами приведены синтез эффективного наноматериала, введением наножелеза ( $Fe_6^0$ ) в полость олигомерного краун-эфира. Ими установлено, что полученное соединение улучшает реологические свойства нефти: уменьшение вязкости, отделение воды и механических примесей от нефти, уменьшение удельной массы нефти [1].

В современной медицине часто появляются данные о макроциклических лигандах – краун-эфиров как противотоксичных средств. Способность макроциклических соединений строго избирательно, в соответствии с устройством своей внутримолекулярной полости, захватывать и удерживать определенные ионы делает их высокоэффективными специфическими экстрагентами: с их помощью можно выводит из организма попавшие в него радиоактивные вещества или токсичные тяжелые металлы. Многие макроциклические соединения обладают антимикробными, антипаразитарными свойствами, способны регулировать работу сердца, предотвращая аритмию и фибрилляцию.

В растениях, природные краун-эфиры специфически связываясь с щелочными и щелочноземельными металлами, которые играют решающую роль в функционировании ферментов, открывают большие возможности для управления состоянием растительного организма.

Нами было исследованы различные органы растений рода *Berberis*. Во время исследования алкалоидного состава *Berberis* нами было выделено и установлено строение нейтрального, циклического соединения цикловератрилена (I).

Из эфирной суммы молодых побегов *B.turcomanica* выделено нейтральное вещество I. Для определения структуры I проведено

рентгеноструктурный анализ и установлено, что соединение I является циклотривератриленом (ЦТВ).

Соединение I дает положительную реакцию с реактивом Драгендорфа, которое характерно для азотсодержащих соединений.

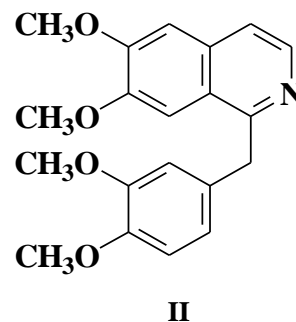
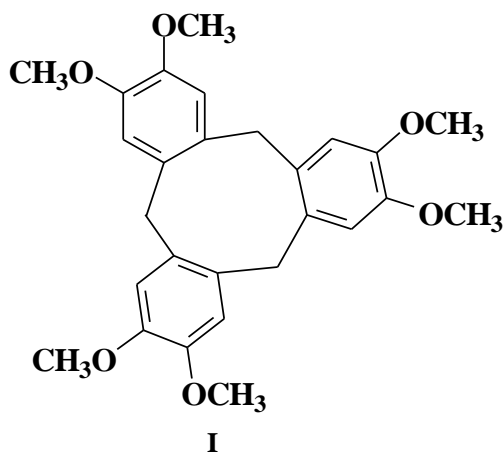
В масс-спектре имеются пики ионов с  $m/z$  450 (30), 449(100), 435 (25), 419 (80), 299 (95), 151 (50). В УФ-спектре присутствуют максимумы поглощения в области 234 и 296 нм. В ИК-спектре отсутствуют полосы поглощения, соответствующие гидроксильной и карбонильной группе.

В ПМР-спектре обнаружены четыре группы сигналов: в ароматической области - синглет при 6.80 м.д., два дублета от метиленовых протонов при 4.69 и 3.46 м.д. ( $J=14$  Гц) и синглет от метоксильной ( $ОСН_3$ ) группы при 3.76 м.д. с соотношением интенсивностей 2:1:1:6. Такая групповая эквивалентность протонов свидетельствует о высокой симметричности соединения I.

Это же подтверждает ЯМР  $^{13}C$ -спектр I, в котором имеется только пять сигналов для углеродных атомов. Для определения структуры I проведено рентгеноструктурный анализ и установлено, что соединение I является природным краун-эфиром - циклотривератриленом, пространственное строение которого изучено рентгеноструктурным анализом. Отнесение сигналов в спектре ЯМР  $^{13}C$ : 113,0 (д, С-2), 147.6 (с, С-3), 132.7 (с, С-6), 36.3 (т, С-7), 55.9 (к,  $ОСН_3$ ).

Известно, что циклотривератрилен в лабораторных условиях получается конденсацией вератрола с формальдегидом или из вератрилового спирта при нагревании с концентрированными кислотами. Однако окончательная структура для циклотривератрилена установлена намного позднее [2]. Поскольку при экстракции сырья - молодых побегов *V. turcomanica* и разделении смеси алкалоидов нами не применялось концентрированные кислоты, считаем что ЦТВ является нативным соединением, впервые выделенным из растения.

Вероятно, биосинтез I и II идет в растении параллельно из общего предшественника. Однако, не исключено, что I является конечным продуктом превращений бензилизохинолиновых алкалоидов, так как имеются сведения о получении циклотривератрилена при окислении бензилизохинолинового алкалоида - лауданозина [3].



### Использованные источники:

1. Шабанов А.Л. и др. Комплексы наножелеза с краун-эфирами – эффективные регуляторы улучшения реологических свойств нефтей.// Журнал «Нефтепромышленное дело». – 2014. - № 4. – 60-62 стр.
2. Lindsey A. The structure of Cyclotrimeratrilene and Related Compounds // J. Chem. Soc. - 1965. - P. 1685-1692.
3. Goldup A., Morrison A.B., Smith G.W. The Structure of Cyclohexatril. J. Chem. Soc. - 1965. - P. 3864-3865.

*Хомидов И.И., кандидат химических наук  
доцент  
Андижанский государственный медицинский институт  
Узбекистан, г. Андижан*

## БИОЛОГИЧЕСКИ ВАЖНЫЕ ГЕТЕРОЦИКЛИЧЕСКИЕ СОЕДИНЕНИЯ

*Аннотация:* В данной статье обсуждаются строения, классификация, номенклатура и физиологические активности гетероциклических соединений. Приведены закономерности при определении старшинстве колец гетероциклических соединений и их названии. Изложены свойства и физиологические активности некоторых природных гетероциклов, как биологически важные метаболиты.

*Ключевые слова:* химия, гетероатом, гетероцикл, углерод, азот, кислород, сера, фосфор, пиррол, порфин, коррин, пиридин, пиперидин, пурин, морфолин, физиологически активные, гетероциклические, природные.

*Khamidov I.I., PhD of Chemistry  
Andijan Region State Medical Institute*

## BIOLOGICALLY IMPORTANT HETEROCYCLIC COMPOUNDS

*Abstract:* This article discusses the structures, classification, nomenclature and physiological activities of heterocyclic compounds. Regularities are given in determining the seniority of rings of heterocyclic compounds and their names. The properties and physiological activities of some natural heterocycles as biologically important metabolites are described.

*Keywords:* chemistry, heteroatom, carbon, nitrogen, oxygen, sulfur, phosphorus, pyrrole, corrine, porphine, piperidine, purine, morpholine, physiologically active, heterocyclic, natural.

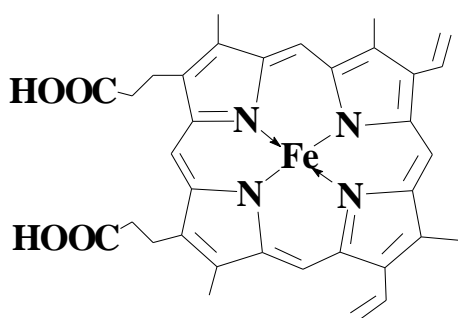
Гетероциклами называются органические соединения, цикл которых построен не только из углеродных атомов, но также из атомов других элементов-органогенов (азота, кислорода, серы, фосфора и др.). Современная химия позволяет ввести в состав циклического скелета молекулы атом практически любого элемента периодической системы. Гетероциклы могут быть насыщенными и ненасыщенными, среди последних имеются ароматические и антиароматические. Некоторые насыщенные гетероциклические соединения играют важную биологическую роль в метаболизме - это циклические вторичные амины (пиперидин, морфолин), лактоны и лактамы - производные окси - и □-



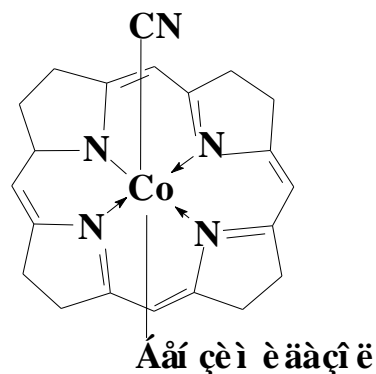
аминокислот, хотя в природе больше распространены ненасыщенные гетероциклы. Оценить значимость гетероциклов в современной химии и биохимии, молекулярной биологии, медицине можно хотя бы из того, что около 50% публикаций в научных журналах, посвященных этим областям знания, так или иначе связаны с гетероциклами.

Ароматические гетероциклы, особенно содержащие один или несколько атомов азота, широко распространены в природе и входят в состав сложных химических структур, содержащихся в каждой живой клетке. Так, производные гетероциклической системы пиримидина (урацил, тимин, цитозин) и имидазопиримидина, называемого пурином, (аденин, цитозин), входят в состав ДНК - генетического аппарата всех живых существ.

Гетероциклы входят в состав молекул  $\alpha$ -аминокислот, образующих белковые макромолекулы. Гетероциклическая пятиядерная система порфирина является главным узлом в биомолекуле гемоглобина, а родственный гетероцикл хлорин, имеющий одну гидрированную связь, представляет собой основу хлорофилла. Легко видеть, что эти две системы имеют большое структурное сходство (даже заместители похожи), это наводит на мысль об их общем эволюционном происхождении. Для насыщения координационного числа иона железа в гемоглобине, равного шести (искаженный октаэдр.), кроме четырех порфириновых атомов азота (см. формулу гема), в качестве лигандов выступают гетероциклические фрагменты белковой части гемоглобина либо молекула кислорода. Оба лиганда находятся по разные стороны плоскости макроцикла.



Ôðàãî áí ò ããî î äëî äèí à  
(ããî )



Ôðàãî áí ò Àèðàî èí à B<sub>12</sub>  
(òèáí êî áí èàò èí )

Гетероциклы входят в состав молекул витаминов. Макромолекула витамина B<sub>12</sub> (цианокобаламина) является кобальтовым комплексом весьма устойчивой гетеросистемы - коррина. В составе молекулы витамина B<sub>12</sub> присутствует также биологически важный гетероцикл - бензимидазол.

Огромное количество лекарственных препаратов представляют собой производные гетероциклических соединений. К ним относятся, например, многочисленные антибиотики ряда пенициллина, сульфониламидные препараты, замещенные 5-нитрофуруролы, обладающие антисептической

активностью, анальгетики, транквилизаторы, противовирусные препараты и т.д. Многие гетероциклические соединения являются сильными ядами, например, никотин и LCD (от немецкого - Lysergsaurediethylamid). В небольшом количестве (активная доза от 50 мкг) LCD применяют как психотропное средство - мощный галлюциноген.

Известно огромное количество природных окрашенных гетероциклических соединений, которые обуславливают окраску цветов, плодов, насекомых и т.д. На основе гетероциклов синтезировано большое количество важных в промышленном отношении красителей. Примерами синтетических красителей являются синий индиго (применяется, в частности, для окраски джинсовой ткани) и метиленовый синий (водорастворимый краситель), красный тиюиндиго, комплексные нерастворимые фиолетовые пигменты - фталоцианины. В растительном мире весьма распространены красители на основе производных бензопирана: флавоны, флавонолы и антоцианидины. Окраска этих соединений варьируется в широком интервале - от бледно-желтой до темно-фиолетовой. Флавоны и флавонолы придают различные оттенки кремовой и желтой окраски цветам плодовых деревьев; солевые формы антоцианидина обуславливают окраску ярких цветов (розы, лилии) и плодов (вишня, яблоки, клубника).

Гетероциклические соединения классифицируют по размеру кольца, по типу гетероатомов и их количеству. Наиболее распространенные моноядерные ненасыщенные гетероциклы имеют тривиальные названия, которые используются в качестве основы для названия их производных и конденсированных гетеросистем. За основу берется название гетероцикла, имеющего наибольшее количество кратных связей, нередко такой гетероцикл является ароматическим. Многие полностью или частично гидрированные гетероциклы тоже имеют свои тривиальные названия. Ароматические шестичленные гетероциклы, содержащие хотя бы один атом азота, объединяют под общим названием "азины"; в соответствии с количеством гетероатомов различают моно-, ди-, три- и т.д. Пятичленные азотистые гетероциклы с более чем одним гетероатомом называют азолами. К ним относятся соединения следующих типов: Нумерация атомов в ядре гетероциклов проводится от гетероатома так, чтобы сумма локантов гетероатомов была наименьшей; если есть варианты, то наименьший номер должен иметь более старший гетероатом. Правила старшинства гетероатомов:  $N > O > S$ , атом азота "пиррольного" типа старше такового "пиридинового" типа. Последнее определяется по типу связей, которые атом образует с соседями: если в основной граничной структуре гетероатом образует только  $\square$ -связи, то он "пиррольный", если две  $\square$ - и одну  $\square$ -связь, то "пиридиновый". Аналогичные требования распространяются на атомы других элементов. Имеет применение также более старая номенклатура: атомы обозначают буквами греческого алфавита, начиная от соседнего с

гетероатомом. Такой способ нумерации чаще всего используется для гетерокольца симметричного строения с одним гетероатомом и при наличии одного заместителя к кольце.

Гетероциклическая молекула может состоять из двух и более колец, карбоциклических и гетероциклических. Многоядерные гетероциклы называют следующим образом: за основу принимают название старшего гетероцикла, название младшего прибавляют как приставку с окончанием буквой "о". Правила старшинства: а) любой гетероцикл старше бензола; б) чем больше гетероатомов, тем гетероцикл старше; в) при одинаковом количестве гетероатомов старшим является гетероцикл большего размера; г) если гетероатомы одинаковые, то цикл тем старше, чем ближе они находятся (пиридазин старше пиримидина); д) при одинаковом количестве гетероатомов старшинство определяется старшинством гетероатомов. Положение связи, по которой аннелированы кольца, указывается в квадратных скобках через дефис. Связь старшего цикла обозначают буквой латинского алфавита, связь младшего - номерами атомов с разделением запятой, соответствующими нумерации в изолированном ядре. Последовательность номеров выбирают таким образом, чтобы направление отсчета связей в обоих ядрах совпадало. Нумерация атомов аннелированного гетероцикла производится так, чтобы сумма номеров гетероатомов была наименьшей, причем при наличии вариантов наименьшие номера должны принадлежать более старшим гетероатомам.

**Использованные источники:**

1. SU № 1453850, С 07 Д 295/02, 1988г.
2. патент 6133299 США, МПК7 А 61 К 31/44, заявл. 25.02.1993г., опубл. 17.10.2000г.
3. J. Med. Chem., 2001, 44, № 5, p. 694-702.
4. Rev. Roum. Chem., 1997, 22, № 6, p. 885-898.

*Худойкулов Р.К.  
заведующий кафедрой  
факультет архитектуры и строительства  
Термезский государственный университет  
Нарзуллоев А.Ш.  
студент  
Термезский государственный университет*

## **МЕТОДЫ ОБУЧЕНИЯ С НАУЧНЫМИ ГРАФИЧЕСКИМИ ПРОГРАММАМИ ПО ЧЕРТЕЖУ ГЕОМЕТРИИ И ИНЖЕНЕРНОЙ ГРАФИКИ**

*Аннотация: Развитие человечества сегодня во многом зависит от темпов развития информационных технологий. В статье рассказывается подрастающему поколению и студентам технического образования о методах повышения эффективности предмета графической геометрии с помощью графических программ.*

*Ключевые слова: компьютерная графика, AutoCAD, архитектура.*

*Khudoikulov R.K.  
head of the department  
Faculty of Architecture and Construction  
Termez State University  
Narzulloev A.Sh.  
student  
Termez State University*

## **METHODS OF LEARNING WITH SCIENTIFIC GRAPHICS PROGRAMS ON DRAWING GEOMETRY AND ENGINEERING GRAPHICS**

*Resume: The development of humanity today largely depends on the pace of development of information technology. The article tells the younger generation and students of technical education about methods of increasing the efficiency of the subject of graphic geometry using graphic programs.*

*Key words: computer graphics, AutoCAD, architecture.*

Дальнейшее укрепление материально-технической базы образования и воспитания подрастающего поколения, обеспечение ее рационального и эффективного использования, с особым вниманием к специалистам, подготовленным и востребованным в системе высшего образования, и текущим потребностям в этой сфере, совершенствование государственных

стандартов, учебных программ и учебных материалов, педагогические, инновационные, информационные технологии, обогащение содержания зарубежной литературой - актуальные проблемы современности. Действительно, сегодня существует большая потребность в улучшении системы образования за счет широкого использования образовательных технологий и повышения квалификации учителей. Сегодня образовательный процесс в системе высшего образования очень важен для обучения молодых людей с прочным фундаментом, полным интеллектуальным потенциалом, сильной духовностью и идущей в ногу со временем. Неоценима роль современной литературы в этом. Быстрое развитие технологий зависит от современных знаний и опыта начинающих профессионалов. В связи с этим необходимо готовить современных талантливых специалистов в области архитектуры и строительства. Будущий архитектор должен хорошо разбираться в своей профессии, а также, уметь внимательно следить за инженерными проблемами в других областях. Среди технических дисциплин, преподаваемых в области архитектуры и строительства, графическая геометрия, перспектива, строительный чертеж и зарисовка, а также компьютерная графика дают студенту такие знания, что он может самостоятельно решать практические задачи, связанные с архитектурой. Эта наука изучает геометрические свойства объектов, используя методы описания их форм, размеров и соотношений, а также алгоритмы решения метрических и позиционных задач. Таким образом, он расширяет пространственное воображение учащихся, учит их создавать изображения и читать их.

Учитывая требования сегодняшнего дня и времени, использование «компьютерной графики» при обучении студентов предметам начертательной геометрии и инженерной графики оказывает большое влияние на глубокое проникновение науки в сознание каждого студента. Сфера применения компьютерной графики очень широка, и, прежде всего, примечательна визуализация этой области. То есть в компьютерной графике изображение является основным фактором. Известно, что при обмене информацией информация, получаемая человеческим зрением, является наиболее эффективной и оставляет глубокий след в памяти. В частности, положительное влияние оказывает голосовая информация. Наименее эффективным носителем является записанная информация, для получения и обработки которой в мозгу требуется больше времени, и из-за физиологии каждого человека определенный объем информации теряется и сохраняется в памяти.

В компьютерной графике создание информации сосредоточено на зрении и слухе человека. Другими словами, изображение и звук широко используются для передачи информации. Основная цель - преобразовать информацию в изображение и звук. Сегодня доступно множество типов программ для компьютерной графики, и они сильно различаются по

областям, в которых они используются. Специалисты в каждой области подбирают графическую программу, удобную для их работы. Объем программы также будет зависеть от региона. Итак, выбирая графическую программу, необходимо в первую очередь учитывать ее возможности. В большинстве случаев вам нужно будет изучить другую программу или науку, прежде чем использовать графическую программу. Это усложняет графические программы.

Программа, которую мы собираемся изучить, - это графическая программа AutoCAD, разработанная американской компанией Autodesk. Autodesk предлагает широкий спектр программных продуктов (AutoCAD, ArchiCAD, AutoCADElectrical, 3dsMax, DesignReview...), которые включают в себя новейшие технологии, популярные во всем мире. AutoCAD - один из программных продуктов компании. Он базовый, и все остальное программное обеспечение основано на нем. Графические возможности очень высоки и могут одновременно выполнять как простые, так и сложные задачи. Примечательно, что это напрямую связано с точными науками. Его можно рассматривать как их неотъемлемую часть и мы надеемся, что они будут полезны в дальнейшей работе студентов.

#### **Использованные источники:**

1. Ишмухамедов Р.Ж. Пути повышения эффективности образования с помощью инновационных технологий - Т.: ТДПУ, 2004.
2. Использовались Википедия и другие электронные ресурсы.



*Цзян Ин*  
*студент 1 курса магистратуры*  
*Институт социально-гуманитарного образования*  
*Московский педагогический государственный университет*  
*Россия, Москва*

## **ТЕОРЕТИЧЕСКИЕ ОСНОВЫ УПРАВЛЕНИЯ СОБСТВЕННЫМ КАПИТАЛОМ ПРЕДПРИЯТИЯ**

*Аннотация: В настоящее время управление предприятием как экономической системой требует решения многочисленных проблем, причиной которых являются как внешние, так и внутренние факторы. При этом одним из основных внутренних факторов неопределенности для принятия управленческих решений является неполная информация, как о текущем состоянии, так и о перспективах развития собственного предприятия. В данной работе рассмотрено управление собственным капиталом предприятия, так как именно формирование структуры капитала, полностью удовлетворяющей всем потребностям и возможностям предприятия, является одной из основных экономических проблем руководителей на сегодняшний день.*

*Ключевые слова: предприятие, структуры капитала*

*Jiang Ying*  
*student 1 courses of a magistrac*  
*Institute of social arts education*  
*Moscow pedagogical state university*  
*Russia, Moscow*

## **THEORETICAL FOUNDATIONS OF MANAGEMENT OF OWN CAPITAL OF THE ENTERPRISE**

*Summary: Currently, the management of an enterprise as an economic system requires solving numerous problems caused by both external and internal factors. At the same time, one of the main internal factors of uncertainty for making management decisions is incomplete information about both the current state and the prospects for the development of your own enterprise. In this paper, the management of the company's own capital is considered, since it is the formation of a capital structure that fully meets all the needs and capabilities of the enterprise that is one of the main economic problems of managers today.*

*Keywords: the enterprise, capital structure*

Управление собственным капиталом предприятия получает в последние десятилетия все более широкий теоретический базис и эффективные формы практической реализации. Круг вопросов, решаемых этим видом функционального управления предприятием, настолько обширен, что принимаемые управленческие решения в этой области неразрывно связаны со всеми основными видами деятельности предприятия и всеми стадиями его жизненного цикла, что определило актуальность данного исследования.

Собственный капитал позволяет сформировать активы, свободные от притязаний лиц, не являющихся собственниками организации, и в этой связи является основой финансовой устойчивости и стабильного успешного функционирования любого коммерческого предприятия. Динамика величины собственного капитала и его отдельных составляющих, равно как и эффективность его использования, являются предметом пристального внимания внешних контрагентов компании, среди которых отдельно выделяются хозяйствующие контрагенты (поставщики, подрядчики, покупатели, заказчики), кредиторы и потенциальные инвесторы. Таким образом, необходимость управления собственным капиталом продиктована не только внутренними предпосылками (стремлением к улучшению финансовых результатов деятельности компании в целях роста благосостояния ее собственников), но и зависимостью фирмы от внешнего экономического окружения, оценивающего ее деятельность со стороны и образующего систему хозяйственных взаимосвязей с ней.

Актуальность темы работы заключается в том, что развитие рыночной экономики и стремление предприятий к росту благосостояния в условиях полной хозяйственной самостоятельности способствует все большей концентрации внимания на управлении источниками финансирования коммерческой деятельности, в том числе такой их важной составляющей как собственный капитал.

Финансовая политика предприятия является узловым моментом в наращивании темпов его экономического потенциала в условиях рыночной системы хозяйствования с ее жесткой конкуренцией. Важное значение имеют показатели, характеризующие финансовое состояние предприятия. Оценка собственного капитала служит основой для расчета большинства из них.

Предприятию необходимо осуществлять анализ собственного капитала, поскольку это помогает выявить его основные составляющие и определить последствия их изменений для финансовой устойчивости. Динамика изменения собственного капитала определяет объем привлеченного и заемного капитала.

Основная проблема для каждого предприятия, которую необходимо определить – это достаточность денежного капитала для осуществления финансовой деятельности, обслуживания денежного оборота, создания

условий для экономического роста. Эта проблема практически для всех предприятий остается пока нерешенной, о чем свидетельствует значительный недостаток собственного оборотного капитала. Следовательно, существует объективная потребность в изучении, анализе и улучшении собственного капитала на предприятии. Вышеперечисленным обстоятельством и определяется актуальность проводимого исследования.

Целью работы является рассмотрение системы управления собственным капиталом организации и разработка направлений его эффективного использования.

Структура дипломной работы включает введение, три главы, заключение, список использованных источников и литературы, приложения.

Проведенное исследование и практические расчеты говорят о практической значимости работы и применения рекомендаций в практике управления собственным капиталом организации.

Капитал – это средства, которыми располагает субъект хозяйствования для осуществления своей деятельности с целью получения прибыли.

Капитал - одна из фундаментальных экономических категорий, сущность которой научная мысль выясняет на протяжении ряда столетий. Термин "капитал" происходит от латинского "capitalis", что означает основной, главный. В первоначальных работах экономистов капитал рассматривался как основное богатство, основное имущество. По мере развития экономической мысли это первоначальное абстрактное и обобщенное понятие капитала наполнялось конкретным содержанием, соответствующим господствующей парадигме экономического анализа развития общества.

Капитал предприятия характеризуется многообразием видов и систематизируется по следующим категориям:

По принадлежности предприятию выделяют собственный и заемный капитал.

Собственный капитал характеризует общую стоимость средств предприятия, принадлежащих ему на праве собственности и используемых им для формирования определенной части активов. Эта часть актива, сформированная за счет инвестированного в них собственного капитала, представляет собой чистые активы предприятия.

Инвестированный капитал включает номинальную стоимость простых и привилегированных акций, а также дополнительно оплаченный (сверх номинальной стоимости акций) капитал. К данной группе обычно относят и безвозмездно полученные ценности. Первая составляющая инвестированного капитала представлена в балансе уставным капиталом, вторая – добавочным капиталом (в части полученного эмиссионного

дохода), третья – добавочным капиталом (в части безвозмездно полученного имущества) или фондом социальной сферы.

В процессе хозяйственной деятельности происходит постоянный оборот капитала: последовательно он меняет денежную форму на материальную, которая в свою очередь изменяется, принимая различные формы продукции, товара и другие, в соответствии с условиями производственно-коммерческой деятельности организации, и, наконец, капитал вновь превращается в денежные средства, готовые начать новый кругооборот.

В российской практике капитал предприятия часто разделяют на капитал активный и пассивный. С методологической точки зрения это неверно. Такой подход является причиной недооценки места и роли капитала в бизнесе и приводит к поверхностному рассмотрению источников формирования капитала. Капитал не может быть пассивным, так как является стоимостью, приносящей прибавочную стоимость, находящуюся в движении, в постоянном обороте. Поэтому более обоснованно здесь применять понятия источников формирования капитала и функционирующего капитала<sup>87</sup>.

Структура источников образования активов (средств) представлена основными составляющими: собственным капиталом и заемными (привлеченными) средствами.

Собственный капитал организации как юридического лица в общем виде определяется стоимостью имущества, принадлежащего организации. Это так называемые чистые активы организации. Они определяются как разность между стоимостью имущества (активным капиталом) и заемным капиталом. Конечно, собственный капитал имеет сложное строение. Его состав зависит от организационно-правовой формы хозяйствующего субъекта.

В российской практике капитал предприятия часто разделяют на капитал активный и пассивный. С методологической точки зрения это неверно. Такой подход является причиной недооценки места и роли капитала в бизнесе и приводит к поверхностному рассмотрению источников формирования капитала. Капитал не может быть пассивным, так как является стоимостью, приносящей прибавочную стоимость, находящуюся в движении, в постоянном обороте. Поэтому более обоснованно здесь применять понятия источников формирования капитала и функционирующего капитала<sup>88</sup>.

---

<sup>87</sup> Баканов М.И., Шеремет А.Д. Теория экономического анализа: Учебник. - 3-е изд., перераб. / М.И.Баканов, А.Д.Шеремет. - М: Финансы и статистика, 2004. - 288 с.

<sup>88</sup> Баканов М.И., Шеремет А.Д. Теория экономического анализа: Учебник. - 3-е изд., перераб. / М.И.Баканов, А.Д.Шеремет. - М: Финансы и статистика, 2004. - 288 с.

### **Использованные источники:**

1. Баканов М.И., Шеремет А.Д. Теория экономического анализа: Учебник. - 3-е изд., перераб. / М.И.Баканов, А.Д.Шеремет. - М: Финансы и статистика, 2004. - 288 с.
2. Баканов М.И., Шеремет А.Д. Теория экономического анализа: Учебник. - 3-е изд., перераб. / М.И.Баканов, А.Д.Шеремет. - М: Финансы и статистика, 2004. - 288 с.

*Цзян Ин*  
*студент 1 курса магистратуры*  
*Институт социально-гуманитарного образования*  
*Московский педагогический государственный университет*  
*Россия, Москва*

## **ЗАДАЧИ УПРАВЛЕНИЯ КАПИТАЛОМ ПРЕДПРИЯТИЯ**

*Аннотация: Капитал-это жизнь любого предприятия,как оптимизировать управление фондами группы,способствовать научному использованию средств,стал ключом к повышению основной конкурентоспособности группы, необходимости разработки надежной системы управления фондами, сделать хорошую работу в управлении фондами.*

*Ключевые слова: Капитал,задачи управления*

*Jiang Ying*  
*student 1 courses of a magistrac*  
*Institute of social arts education*  
*Moscow pedagogical state university*  
*Russia, Moscow*

## **TASKS OF ENTERPRISE CAPITAL MANAGEMENT**

*Summary: Capital is the life of any enterprise,how to optimize the management of the group's funds,promote the scientific use of funds,has become the key to improving the group's core competitiveness, the need to develop a reliable Fund management system, do a good job in managing funds.*

*Keywords:Capital,management tasks*

Управление капиталом предприятия направлено на решение следующих основных задач:

1. Формирование достаточного объема капитала, обеспечивающего необходимые темпы экономического развития предприятия. Эта задача реализуется путем определения общей потребности в капитале для финансирования необходимых предприятию активов,формирования схем финансирования оборотных и внеоборотных активов, разработки системы мероприятий по привлечению различных форм капитала из предусматриваемых источников.

2. Оптимизация распределения сформированного капитала по видам деятельности и направлениям использования. Эта задача реализуется путем исследования возможностей наиболее эффективного использования



капитала в отдельных видах деятельности предприятия и хозяйственных операциях; формирования пропорций предстоящего использования капитала, обеспечивающих достижений условий наиболее эффективного его функционирования и роста рыночной стоимости предприятия.

3. Обеспечение условий достижения максимальной доходности капитала при предусматриваемом уровне финансового риска. Максимальная доходность (рентабельность) капитала может быть обеспечена на стадии его формирования за счет минимизации средневзвешенной его стоимости, оптимизации соотношения собственного и заемного видов привлекаемого капитала, привлечения его в таких формах, которые в конкретных условиях хозяйственной деятельности предприятия генерируют более высокий уровень прибыли.

4. Обеспечение минимизации финансового риска, связанного с использованием капитала, при предусматриваемом уровне его доходности. Если уровень доходности формируемого капитала задан или спланирован заранее, важной задачей является снижение уровня финансового риска операций, обеспечивающих достижение этой доходности. Такая минимизация уровня рисков может быть обеспечена путем диверсификации форм привлекаемого капитала, оптимизации структуры источников его формирования, избежание отдельных финансовых рисков, эффективных форм их внутреннего и внешнего страхования.

5. Обеспечение постоянного финансового равновесия предприятия в процессе его развития. Такое равновесие характеризуется высоким уровнем финансовой устойчивости и платежеспособности предприятия на всех этапах его развития и обеспечивается формированием оптимальной структуры капитала и его авансированием в необходимых объемах в высоколиквидные виды активов. Кроме того, финансовое равновесие может быть обеспечено рационализацией состава формируемого капитала по периоду привлечения, в частности, за счет увеличения удельного веса перманентного капитала.

6. Обеспечение достаточного уровня финансового контроля над предприятием со стороны его учредителей. Такой финансовый контроль обеспечивается контрольным пакетом акций (контрольной долей в паевом капитале) в руках первоначальных учредителей предприятия. На стадии последующего формирования капитала в процессе развития предприятия необходимо следить за тем, что привлечение собственного капитала из внешних источников не привело к утрате финансового контроля и поглощению предприятия инвесторами.

7. Обеспечение достаточной финансовой гибкости предприятия. Она характеризует способность предприятия быстро формировать на финансовом рынке необходимый объем дополнительного капитала при неожиданном появлении высокоэффективных инвестиционных предложений или новых возможностях ускорения экономического роста.

8. Оптимизация оборота капитала. Эта задача решается путем эффективного управления потоками различных форм капитала в процессе отдельных циклов его кругооборота на предприятии; обеспечением синхронности формирования отдельных видов потоков капитала, связанных с операционной или инвестиционной деятельностью. Одним из результатов такой оптимизации является минимизация средних размеров капитала, временно не используемого в хозяйственной деятельности предприятия и не участвующего в формировании его доходов.

9. Обеспечение своевременного реинвестирования капитала. В связи с изменением условий внешней экономической среды или внутренних параметров хозяйственной деятельности предприятия, ряд направлений и форм использования капитала могут не обеспечивать предусматриваемый уровень его доходности. В связи с этим важную роль приобретает своевременное реинвестирование капитала в наиболее доходные активы и операции, обеспечивающие необходимый уровень его эффективности.

**Основными направлениями управления капиталом предприятия являются:**

- работа с источниками финансирования (собственный капитал, распределение прибыли, выпуск и приобретение ценных бумаг и пр.);
- инвестиции предприятия и оценка их эффективности (доходность капитала, текущая и перспективная стоимость предприятия, оценка финансовых рисков и т.д.);
- управление основным и оборотным капиталом;
- финансовое планирование;
- анализ и контроль финансовой деятельности.

#### **Повышение эффективности административного управления**

Повышение эффективности административного управления является неизбежным требованием для реформы системы административного управления и важной частью достижения политической цивилизации. Многие проблемы и сложности, возникающие в теории и практике современного административного управления в Китае, создают практические проблемы для эффективности административного управления. Чтобы повысить эффективность административного управления, мы должны сосредоточиться на нескольких связях и шагах, то есть мы должны сосредоточиться на изучении законов и методов административного управления и выработать научную концепцию эффективности, углубить реформу систем административного управления и сократить организационные и управленческие расходы, строго контролировать административные фонды, Сокращение затрат и затрат, углубление реформы кадровой и кадровой системы, снижение затрат на внедрение и так далее. Административное управление и его эффективность в основном основаны на науке, эффективности, результативности и эффективности, основаны на реформе и инновациях и

ориентированы на практические результаты. Он охватывает различные уровни и включает в себя все аспекты содержания, является горячей точкой, которая привлекает все большее внимание в текущем процессе реформ в нашей стране и является чрезвычайно важным звеном в общем продвижении реформ. Конечный прорыв и эффективность наших реформ глубоко отражены в существенном прогрессе в этой связи. Практика административного развития в других странах мира и историческая траектория после реформы и открытия Китая дали нам глубокое понимание: сейчас и в будущем мы должны рассматривать административную реформу и инновации, особенно повышение их эффективности, в качестве важной задачи. И стремиться к достижению глубоких прорывов. Неизбежное требование реформы системы управления. Следует сказать, что после реформы и открытости реформа административной системы Китая достигла положительного прогресса. Однако из-за ограничений исторических условий и объективной среды некоторые глубоко укоренившиеся противоречия и проблемы не были в основном решены, несмотря на неоднократные реформы. Эффективность институциональной структуры и профессионально-административного управления заключается в том, что противоречие между распределением административного потенциала и развитием социалистической рыночной экономики становится все более заметным. Главное исполнение :

Во-первых, правительство не проводит различий между правительством и предприятием. Правительство напрямую вмешивается в производственную и управленческую и управленческую деятельность предприятия. Оно не может сформировать инвестиционную систему для принятия научных решений. Легко вызывать неясные обязанности и ошибки в принятии решений. Трудно играть основную роль рынка в распределении ресурсов.

Второй - политические вопросы, Независимо от общества, некоторые вопросы, которые должны решаться обществом или, в основном, социальными посредническими организациями и учреждениями, также покрываются государственными ведомствами, а чрезмерные социальные обязанности и противоречия сосредоточены на правительстве.

В-третьих, система управления правительственными ведомствами не Приспосабливаясь к требованиям социалистической рыночной экономики, стремление ведомственной власти быть прибыльным привело к расколам и блокадам между некоторыми департаментами, регионами и отраслями, усилив протекционизм в департаментах, отраслях и населенных пунктах, препятствуя добросовестной конкуренции, а также системе выращивания и сбыта. Развитие.

В-четвертых, местные органы власти на всех уровнях являются крупными, с пересекающимися обязанностями, раздутым персоналом,

нерациональными структурами и тяжелым финансовым бременем, особенно бедностью, и еще труднее поддерживать финансы в отдаленных районах. Эффективность администрирования является важной частью достижения политической цивилизации

1. Оценка корпоративной рентабельности Чистая рентабельность продаж Чистая рентабельность продаж относится к проценту от чистой прибыли и выручки от продаж. Формула расчета такова: чистая рентабельность продаж = (чистая прибыль + выручка от продаж) x 100% Примечание. Сумма чистой прибыли отражает уровень выручки от продаж.

2. Маржа валовой прибыли от продаж Маржа валовой прибыли от продаж - это процент валовой прибыли к выручке от продаж, где валовая прибыль относится к разнице между выручкой от продаж и себестоимостью продаж. Формула расчета выглядит следующим образом: рентабельность валовой прибыли от продаж = [(выручка от продаж-себестоимость продаж) + выручка от продаж] x100% Примечание: маржа валовой прибыли является исходной основой маржи чистой прибыли компании от продаж, и она не может быть прибыльной без достаточно большой валовой маржи.

3. Процентная ставка по чистым активам. Процентная ставка по чистым активам - это процент от чистой прибыли компании к средним совокупным активам (совокупные активы на начало периода + совокупные активы на конец периода = средние совокупные активы =) + 2. Формула расчета чистых активов: чистая процентная ставка = (чистая прибыль + совокупные средние активы) Чем выше показатель x100%, тем выше эффективность использования активов, что свидетельствует о том, что компания достигла хороших результатов в плане увеличения доходов, экономии расходов и экономии средств.

4. Рентабельность чистых активов Рентабельность чистых активов - это процент чистой прибыли к средним чистым активам, который также называется доходностью на капитал или доходностью на капитал. Формула расчета такова: рентабельность чистых активов = чистая прибыль + средние чистые активы x 100% (чистые активы в начале года + чистые активы в конце года) средние чистые активы = +2 рентабельность чистых активов отражает высокую отдачу от инвестиций всесторонним.

Фактически, управление предприятием - это систематический проект, подобный человеческому телу, и система управления и процесс управления являются лишь частью системы управления предприятием, так же как нервная система является частью человеческого тела, а не всем. Полная система управления должна также включать другие системы, такие как корпоративная стратегия, организация, управление персоналом, бизнес, информация, культура и т. Д. Эти системы и системные процессы вместе влияют друг на друга, взаимозависимы и взаимосвязаны, а изменения в каждой части будут влиять на остальные Изменения в организме аналогичны нервной системе человеческого организма, включая мочевую,

дыхательную, кровеносную и пищеварительную системы, которые также влияют друг на друга, взаимозависимы и взаимосвязаны.

Корпоративная стратегическая система подобна человеческому мозгу и является командной системой корпоративного управления, включающей в себя ряд контента, такого как видение компании, миссия, цели, стратегии и стратегии для достижения стратегии. Организационная система подобна человеческому скелету, который поддерживает реализацию корпоративных целей, включая Организационная структура предприятия, обязанности департамента, отношения отчетности и система власти и ответственности, система и система процессов, такие как меридианы и кровь человеческого тела, играют роль передачи заказов и информации, включая все аспекты систем и процессов предприятия, которые обычно должны включать Система и процессы работы компании, финансы, администрация, бизнес и т.д.; система человеческих ресурсов подобна мускулатуре человеческого тела, это система движения предприятия, а управление человеческими ресурсами - это способ стимулировать лучшее движение людей на предприятии, в том числе планирование человека, ценность позиции Качество, набор, заработная плата, обучение, оценка и т.д.; информационные системы, такие как человеческие глаза, уши, нос, язык и касание, сбор, организация и анализ рыночной информации, информации о клиентах и информации о политике по различным каналам, включая официальные И неформальные системы сбора информации, системы сортировки, системы анализа, компании Культура как человеческий темперамент, продемонстрировали, что компания делает, в том числе ценностей, поведения, системы идентификации и как реализовать меры философии, поведение, идентификацию и тому подобные.

Определенную роль в составе внутренних источников играют также амортизационные отчисления, особенно на предприятиях с высокой стоимостью используемых собственных основных средств и нематериальных активов; однако сумму собственного капитала предприятия они не увеличивают, а лишь являются средством его реинвестирования. Прочие внутренние источники не играют заметной роли в формировании собственных финансовых ресурсов предприятия.

В составе внешних источников формирования собственных финансовых ресурсов основное место принадлежит привлечению предприятием дополнительного паевого (путем дополнительных взносов средств в уставный фонд) или акционерного (путем дополнительной эмиссии и реализации акций) капитала. Для отдельных предприятий одним из внешних источников формирования собственных финансовых ресурсов может являться предоставляемая им безвозмездная финансовая помощь (как правило, такая помощь оказывается лишь отдельным государственным предприятиям разного уровня). В число прочих внешних источников входят

бесплатно передаваемые предприятию материальные и нематериальные активы, включаемые в состав его баланса<sup>89</sup>.

Нераспределенная прибыль. Она характеризует часть прибыли предприятия, полученную в предшествующем периоде и не использованную на потребление собственниками (акционерами, пайщиками) и персоналом. Эта часть прибыли предназначена для капитализации, т.е. для реинвестирования на развитие производства. По своему экономическому содержанию она является одной из форм резерва собственных финансовых средств предприятия, обеспечивающих его производственное развитие в предстоящем периоде.

Прочие формы собственного капитала. К ним относятся расчеты за имущество (при сдаче его в аренду), расчеты с участниками (по выплате им доходов в форме процентов или дивидендов) и некоторые другие, отражаемые в первом разделе пассива баланса<sup>90</sup>.

#### **Использованные источники:**

1. Иванов Г.Г. Экономика торговли. / Г.Г.Иванов.– М.: Издательский центр «Академия», 2004. – 144 с.
2. Кравченко Л.И. Анализ хозяйственной деятельности в торговле / Л.И.Кравченко.– М.: Новое знание, 2004. – 544 с.

---

<sup>89</sup> Иванов Г.Г. Экономика торговли. / Г.Г.Иванов.– М.: Издательский центр «Академия», 2004. – 144 с.

<sup>90</sup> Кравченко Л.И. Анализ хозяйственной деятельности в торговле / Л.И.Кравченко.– М.: Новое знание, 2004. – 544 с.



*Чжан Кай*  
*студент 1 курса магистратуры*  
*Институт социально-гуманитарного образования*  
*Московский педагогический государственный университет*  
*Россия, Москва*

## **ВОЗНИКНОВЕНИЕ ТРАНСНАЦИОНАЛЬНЫХ КОРПОРАЦИЙ И ЕЕ СУЩНОСТЬ**

*Аннотация: В статье идет речь о возникновении транснациональных корпораций и ее сущность. Современная экономика характеризуется быстрым процессом мультинационализации. Основными движущими силами этого процесса являются транснациональные корпорации (ТНК). ТНК производит международные продукты и услуги, такие как международное производство, т. е. производство ТНК и их зарубежных филиалов на основе интернационализации производства.*

*Ключевые слова: Транснациональная корпорация (ТНК); международный; мировой бизнес*

*Zhangkai*  
*student 1 courses of a magistracy*  
*Institute of social arts education*  
*Moscow pedagogical state university*  
*Russia, Moscow*

## **THE EMERGENCE OF TRANSNATIONAL CORPORATIONS AND ITS ESSENCE**

*Summary: The article deals with the emergence of transnational corporations and its essence. The modern economy is characterized by a rapid process of multi-nationalization. The main drivers of this process are transnational corporations (TNCs). TNCs produce international products and services, such as international production, i.e. the production of TNCs and their foreign affiliates based on internationalization of production.*

*Keywords: Transnational Corporation (TNC); international; global business*

В научной и экономической литературе нет единого понятия или четкого определения транснациональных законов. Предприятия называются многонациональными, транснациональными, транснациональными, планетарными, глобальными, глобальными, глобальными, целостными, международного, транснациональных,

транснациональных, транснациональных, транснациональных и международных<sup>91</sup>. Подобным образом различные термины позволяют анализировать деятельность предприятия по его характеру в соответствии с количественным порядком и качественным порядком. Каждый автор определяет особенности или функции, которые он считает наиболее характерными и важными. Для определения ПНС предлагаем классификацию, в которой учитывается количество стран, в которых предприятия имеют филиалы, трансферный пункт, национальность капитала и т. д.

Стремительный рост прямых иностранных инвестиций, деловой, промышленной и технологической рабочей силы за пределами границ сопровождается появлением огромного международного научно-научно-производственного комплекса с филиалами в других странах и континентах. Многонациональные предприятия превращают мировую экономику в международное производство, способствуют научно-техническому прогрессу на технологическом уровне и качестве продукции, эффективности производства и совершенствовании структуры корпоративного управления.

Таким образом, ТНК — это корпорации, производственная и торговая деятельность которых осуществляется вне национального государства, активно используя объективные тенденции в международном разделении труда и усиливая процессы интернационализации мира, способствуя созданию новых схем в глобальном разделении труда.<sup>92</sup>

Транснациональные корпорации владеют или контролируют производственные или сервисные комплексы, расположенные за пределами страны, в которой они базируются, имеют разветвленную сеть филиалов и представительств в разных странах и занимают лидирующие позиции в производстве и реализации продукции.

Во второй половине 1980-х годов начался последний этап глобализации мирового производства. Первый этап длился 30 лет, до начала Первой мировой войны. Вторым этапом состоял через 25 лет после окончания Второй мировой войны. Между вторым и третьим этапами наблюдается пауза в интенсивном росте прямых международных инвестиций, происходившая в 70-е и в первой половине 80-х гг. Каждый этап интенсивного становления и развития транснациональных предприятий сопровождался ускоренным ростом мировой экономики.

В середине 19-го века до того, как международное предпринимательство сильно развилось, местное производство доминировало в мире. Примерно 90% всех товаров и услуг производилось

---

<sup>91</sup> Транснациональные компании на рынке энергоресурсов Шкатов М.Ю., Shkatov M.Y. экономика и управление. 2007. № 5 (31). с. 52-58.

<sup>92</sup> Заинтересованы ли транснациональные компании в экологически ориентированной реиндустриализации в России Рж 19и. общие вопросы химической технологии. 2006. № 1.

на основе сырья, которое компании закупали в радиусе 150 км, и в этих же пределах реализовывалось подавляющее большинство продукции. Сегодня в среднем половина продукции в промышленно развитых странах производится зарубежными дочерними компаниями и филиалами ТНК. Примерно такое же количество сырья импортируется или производится зарубежными ведомствами.

Развитие транснациональных корпораций базируется на тенденции к интернационализации производства и капитала. Характерен экспорт капитала из промышленно развитых стран. Между 1903 и 1913 годами экспорт капитала из Англии составлял в среднем 7% национального дохода. В целом на долю Англии приходилось более 50% всего международного капитала, экспортированного до 1914 года. Иностранные инвестиции распределились следующим образом: 40% было вложено в железные дороги, 30% - в государственные и муниципальные займы.<sup>93</sup>

Между первой и Второй Мировыми Войнами направление инвестиций начинает меняться: страны Западной Европы, и особенно Англия, теряют свои позиции кредиторов и экспортеров капитала, а американский капитал все больше проникает в Западную Европу. Характерной особенностью является то, что 25% от общей суммы составили прямые инвестиции. Массовое перемещение американского капитала за границу и создание там дочерних предприятий началось вскоре после окончания Второй мировой войны. Эта тенденция наглядно проиллюстрирована данными, приведенными в таблице 1.

Произошли изменения в сфере применения, географии и объеме инвестиций, а также их сущности. Экспортируемый капитал из сферы торговли, услуг, портфельных инвестиций начал перемещаться в сферу производства.

Организационная структура транснациональных корпораций, как правило, носит разносторонний характер. Материнская компания выступает в качестве оперативного штаба Корпорации. На основе широкомасштабной специализации и кооперации она проводит технико-экономическую политику и контролирует деятельность иностранных компаний и филиалов.

Интегрированная стратегия состоит в том, чтобы децентрализовать управление международным концерном и значительно повысить роль региональных структур управления. Эта политика стала возможной благодаря достижениям в области связи и информационных технологий, развитию национальных и международных банков данных и повсеместной компьютеризации.

---

<sup>93</sup> Транснациональная компания: трактовка с позиций ресурсной концепции Пителис Х.Н. российский журнал менеджмента. 2007. т. 5. № 4. с. 21-40.

Таб.1 Количество открывавшихся американских заграничных филиалов.

Годы	Всего	В Западной Европе
51-55	83,8	25,6
56-60	192,0	72,2
61-65	322,4	136,8
66-67	390,0	167,5
68-69	508,5	237,0
70-71	431,0	208,5
72-73	378,0	179,0
74-75	265,5	104,0

В последние годы структура транснациональных корпораций претерпела значительные изменения, основные из которых связаны с реализацией так называемой комплексной стратегии.

Стратегия транснациональных корпораций основана на глобальном подходе, который предусматривает оптимизацию результатов не для каждого отдельного звена, а для объединения в целом.

Это позволяет транснациональным корпорациям координировать производственную и финансовую деятельность иностранных филиалов и дочерних компаний. Интегрированная интеграция внутри транснациональных корпораций также требует интегрированной организационной структуры, которая выражается в создании региональных систем управления и организации производства.

Региональные системы управления делятся на три основных типа:

основные региональные отделения, отвечающие за всю деятельность концерна в соответствующем регионе. Они наделены всеми правами по координации и контролю деятельности всех филиалов в соответствующем регионе (например, главное региональное отделение американского концерна «Дженерал моторс» по координации деятельности филиалов в Азии и Океании находится в Сингапуре );

региональные производственные отделы, которые координируют деятельность предприятий по линии движения продукции, то есть по соответствующей производственной цепочке. Такие отделы несут ответственность за обеспечение эффективной работы соответствующих предприятий, отлаженного функционирования всей технологической цепочки, подчиняются непосредственно главному региональному руководству концерна. Они нацелены на разработку эффективных видов продукции, новых моделей и продуктов (например, корпорация «Hewlett-Packard» в начале 90-х годов. По этой причине она перенесла свои производственные офисы на ряд ведущих продуктов из США в Европу);

Функциональное региональное управление обеспечивает конкретные виды деятельности группы: продажи, логистика, обслуживание клиентов после продажи их товаров, научно-исследовательские и опытно-конструкторские работы и т. Д. Эти руководители несут ответственность за результаты работы всех соответствующих структур на региональном или глобальных условиях.

Во внешнеэкономической литературе можно найти множество определений международных монополий: транснациональные корпорации, международные корпорации, транснациональные компании, глобальные компании и т.д. Таким образом, известный западный маркетолог Ф. Котлер выделяет несколько типов международных компаний в соответствии с организационными принципами.<sup>94</sup>

Первая из них, это транснациональная компания (ТНК). Их производственная и маркетинговая деятельность выходит за рамки одной недели. Американская корпорация a Corporation называется акционерным обществом, и поскольку большинство современных ТНК были образованы в международном масштабе, то термин называл их именами. Правовая система транснациональных компаний предусматривает создание филиалов и дочерних компаний в других странах. Эти компании имеют относительно самостоятельные службы по производству и реализации готовой продукции, научно-исследовательским и опытно-конструкторским работам, а также бытовому обслуживанию.

В целом они формируют одну из крупнейших производственных мощностей, владеющую единственным утвержденным капиталом в стране. В то же время филиалы и дочерние компании могут быть смешанными компаниями, в основном с национальными партнерами в странах происхождения.

Второй тип - транснациональные корпорации. Действительно, это международные компании, которые объединяют национальные компании в сфере производства, науки и техники во многих странах. Такие примеры могут служить примером "англо-голландского сотрудничества", которое существует с 1907 года.

Примерами транснациональных компаний являются известные компании, специализирующиеся на машиностроении, электронике и др. АВВ имеет несколько совместных предприятий в странах СНГ. К представителям ТНК в Европе относятся англо-голландские компании Unrever, Philips и др. С точки зрения международного права характерны для особенности транснациональных компаний:

Наличие многонационального совместного капитала.

Существование многонационального центра лидерства.

---

<sup>94</sup> Философия транснациональных компаний Мацнева Н.С. вестник московского государственного университета леса - лесной вестник. 2008. № 5. с. 159-161.

Укомплектование администрации иностранных филиалов персоналом, знающим местные условия.

Хотя явление ТНК относительно молодо (массовое распространение этой формы международной монополии началось только в конце 50-х годов), последствия их деятельности не позволяют избежать этой темы. Несмотря на некоторые достижения, рост ТНК в регионе не замедлился.

Благодаря своей организационной структуре ТНК сумели прочно закрепиться в мировой экономике. ТНК с огромным капиталом проникают не только в экономическую жизнь стран-партнеров, что приводит к частичной (а иногда и полной) экономической зависимости этих стран от определенной группы корпораций, но и в политическую жизнь, поддерживая определенные партии и движения.

#### **Использованные источники:**

1. Транснациональные компании на рынке энергоресурсов шкатов м.ю., shkatov m.y. Экономика и управление. 2007. № 5 (31). С. 52-58.
2. Заинтересованы ли транснациональные компании в экологически ориентированной реиндустриализации в россии рж 19и. Общие вопросы химической технологии. 2006. № 1.
3. Транснациональная компания: трактовка с позиций ресурсной концепции пителис х.н. Российский журнал менеджмента. 2007. т. 5. № 4. с. 21-40.
4. Теоретические аспекты консолидации капитала транснациональных компаний ценных м.ю. 2008. т. 4. № 7 (28). С. 63-66.



*Чжан Кай*  
*студент 1 курса магистратуры*  
*Институт социально-гуманитарного образования*  
*Московский педагогический государственный университет*  
*Россия, Москва*

## **СУЩНОСТЬ И ДЕЯТЕЛЬНОСТЬ ТНК В СОВРЕМЕННОМ МИРЕ**

*Аннотация: В данной статье предпринята раскрыть тему ТНК в современном мире. На международной арене многие события связаны с деятельностью, политикой и инициативами ТНК. ТНК активно и органично участвуют в мировой политике и влияют на отношения между государствами. Они стали структурной и важной частью транснациональной политики.*

*Ключевые слова: Транснациональная корпорация (ТНК); международный; мировой рынок*

*Zhangkai*  
*student 1 courses of a magistracy*  
*Institute of social arts education*  
*Moscow pedagogical state university*  
*Russia, Moscow*

## **THE NATURE AND ACTIVITIES OF TNCs IN THE MODERN WORLD**

*Summary: This article attempts to reveal the topic of TNCs in the modern world. In the international arena, many events are related to the activities, policies and initiatives of TNCs. TNCs actively and organically participate in world politics and influence relations between States. They have become a structural and important part of transnational politics.*

*Keywords: Transnational Corporation (TNC); international; world market*

ТНК являются негосударственными и транснациональными игроками в мировой политике. Их деятельность усугубляет глобализацию экономики и политики. Глобализация, в свою очередь, укрепляет позиции ТНК на мировой арене, формирует более эффективные рычаги их влияния на политические режимы страны и расширяет политическое пространство их деятельности. Наряду с прямым или косвенным участием ТНК происходит активный процесс взаимодействия, взаимодействия и взаимного проникновения в структуру Земли во всех ее аспектах.

ТНК стали почти универсальной силой, влияющей на настоящее и будущее мира. Статья посвящена деятельности транснациональных

корпораций и их влиянию на экономику, а также на политическую, социальную и культурную сферу страны. Автор приводит пример деятельности в разных странах, в котором раскрываются положительные и отрицательные стороны влияния транснациональных компаний на принимающие страны<sup>95</sup>.

Глобализация как основной тренд развития человеческого потенциала в новом тысячелетии, ставшая политическим правителем мирового развития за пределами национальной экономики, открыла путь новым акторам на мировой арене. На международной арене многие события связаны с деятельностью ТНК, их политикой или инициированными ими действиями.

ТНК активно и органично участвуют в мировой политике и влияют на отношения между государствами. Они стали структурной и важной частью транснациональной политики.

ТНК — это национальная тема транс мировой политики, хотя и не национальная. Их деятельность усугубляется глобализацией экономики и политики. Глобализация, в свою очередь, укрепляет позиции ТНК на мировой арене, формирует более эффективные рычаги их влияния на политические режимы страны и расширяет политическое пространство их деятельности. Наряду с прямым или косвенным участием ТНК происходит активный процесс взаимодействия, взаимопроникновения и взаимопроникновения структуры Земли во всех ее аспектах<sup>96</sup>.

ТНК стали почти универсальной силой, влияющей на настоящее и будущее мира. Национальные корпорации входят в мировую политику через американские внешнеполитические механизмы, в которых они зарегистрированы, а также через независимые и вненациональные политические силы. Сильнейшие ТНК становятся "специальными и политическими" организациями, осуществляющими свою "внешнеполитическую" деятельность, влияющую на правительство страны. Основными характеристиками ТНК являются ее полная отзывчивость. Мировой рынок очень важен для ТНК.

Таким образом, происходит экспансия ТНК в глобальном масштабе. Их совокупный потенциал можно сравнить с глобальной экономикой в целом. Главной особенностью является транснациональная, транснациональная деятельность, которая оказывает качественное влияние на все процессы, происходящие, главным образом, в странах с экономическими и политическими позициями. Создание и управление, как сверху, так и за пределами международных отношений.

---

<sup>95</sup> Теоретические исследования деятельности транснациональных розничных сетевых компаний Толмачева Н.А. российское предпринимательство. 2011. № 4-2. с. 142-146.

<sup>96</sup> Деятельность транснациональных компаний (корпораций) и права человека: проблемы корпоративной ответственности Глухенький С.Х. современное право. 2010. № 12. с. 137-140.

Деятельность транснациональных корпораций неразрывно связана с либерализацией промышленности, торговли и финансовых отношений. Открывая филиалы за рубежом, корпорации естественным образом способствуют укреплению национальной экономики, созданию региональных хозяйственных комплексов со структурами и пропорциями, отвечающими потребностям всего региона.<sup>97</sup>

Благодаря этому и многим другим обстоятельствам транснациональные корпорации приобретают все большее влияние в отношениях между государствами. Торговля между филиалами является важным фактором в деятельности многонациональных компаний, и поэтому они активно выступают за устранение таможенных барьеров для свободного перемещения товаров и услуг внутри группы.

Как и в начале, деятельность ТНК представляет собой основной аспект глобализации, который характеризуется не только экономическим, но и политическим характером, как это было в начале времен. Страна заинтересована в развитии и росте ТНК. Именно благодаря их деятельности страны получили возможность укрепить свою экономику на мировой арене, повысить конкурентоспособность страны и создать положительный политический имидж. Сверхгосударственные субъекты международного сообщества ведут себя таким образом, что границы экстерриториальных ситуаций становятся более прозрачными.

Растущая роль негосударственных субъектов в международном сообществе заключается в научном цикле концепций глобальной политико-экономической экономики, который фактически демонстрирует процесс, подчеркивающий значимость глобального политико-экономического процесса. Процесс жесткой экономии в мировой политике и политизация мировой экономики являются важными элементами системы международных отношений, которая меняет свои контуры в современных реалиях. Развитие транснациональной политической среды является ключевым результатом нынешней глобализации нашего времени. Именно транснационализация создает один из влиятельных элементов современного политического развития.

ТНК становится решающим фактором в судьбе страны в развитии системы международных экономических отношений и ее системы. Принимающая страна выигрывает во многом благодаря притоку инвестиций. Широкое вмешательство иностранного капитала снижает безработицу и увеличивает доходы государственных бюджетов. В связи с организацией производства ранее импортированной продукции, нет необходимости импортировать ее. Компании, которые производят конкурентоспособную продукцию и ориентированную на экспорт продукцию на мировом рынке, в основном способствуют укреплению

---

<sup>97</sup> Имущественные вопросы транснационального слияния и поглощения компаний по гармонизированному праву Ес Иншакова А.О. право и политика. 2009. № 9. с. 1899-1905.

торгового статуса страны. Выгоды, приносимые иностранными компаниями, не были количественно оценены.

Качество также важно. Деятельность ТНК заставляет местные органы власти координировать технический процесс, который является практикой производственных отношений, готовить и переподготовить работников, уделять больше внимания качеству продукции и потребительским характеристикам.

Основная часть иностранных инвестиций направлена на внедрение новых технологий, производство новых видов продукции, внедрение новых методов управления и внедрение лучших зарубежных практик ведения бизнеса. Признавая выгоды деятельности ТНК, международные организации предлагают, чтобы развивающиеся страны привлекали ТНК для технологической модернизации, а правительства этих стран в свою очередь конкурировали друг с другом. Например, опыт General Motors в принятии решения о создании крупного завода по производству автозапчастей на Филиппинах или в Таиланде. По мнению экспертов, Таиланд имеет преимущество, поскольку автомобильный рынок развивается лучше.<sup>98</sup>

Однако Филиппины выиграли, предложив General Motors ряд льгот, в том числе налоговые и таможенные, которые стимулируют строительство завода в этой стране. Те страны, из которых международные фирмы экспортируют капитал, также извлекают большую пользу из деятельности ТНК. Поскольку транснационализация повышает как среднюю прибыль, так и надежность ее получения, держатели акций ТНК могут рассчитывать на высокий и стабильный доход. Высококвалифицированные работники, работающие на предприятиях ТНК, получают выгоду от формирования мирового рынка труда, переезжая из страны в страну и не боясь остаться без работы. Самое главное, в результате деятельности ТНК импортируются институты - те "правила игры" (трудовое и антимонопольное законодательство, принципы налогообложения, договорная практика и т.д.), которые сложились в развитых странах. ТНК объективно усиливают влияние стран-экспортеров капитала на страны-импортеры.

Например, немецкие компании подчинили себе почти весь чешский бизнес в 1990-е годы, в результате чего, по мнению некоторых экспертов, Германия установила гораздо более эффективный контроль над чешской экономикой, чем в 1938-1944 годах, когда Чехословакия была захвачена фашистской Германией. Аналогичным образом, экономика Мексики и многих других латиноамериканских стран контролируется американским капиталом. Активная производственная, инвестиционная и торговая деятельность ТНК позволяет им выполнять две функции, имеющие большое значение для всей мировой экономики:

---

<sup>98</sup> Оценка уровня адаптации транснациональных компаний к конкурентной среде России Еремин А.В. российское предпринимательство. 2011. № 6-2. с. 12-19.

- 1) стимулирование экономической интеграции;
- 2) международное регулирование производства и распределения продукции<sup>99</sup>.

ТНК способствуют экономической интеграции путем создания устойчивых экономических связей между различными странами. Во многом благодаря им происходит постепенное "растворение" национальных экономик в единой мировой экономике, в результате чего чисто экономическими средствами, без насилия, стихийно создается глобальная экономика. Однако централизованное регулирование мировой экономики со стороны ТНК также порождает много острых проблем.

Многие национальные правительства (особенно в странах третьего мира) заинтересованы в повышении экономической независимости своей страны и стимулировании отечественного бизнеса. Для этого они хотят либо изменить существующую отраслевую специализацию страны в мировой экономике, либо хотя бы увеличить свою долю прибыли ТНК. Международные корпорации, обладающие огромной финансовой мощью, могут бороться с покусениями на свои доходы путем организации силового давления на принимающие страны, подкупа местных политиков и даже финансирования заговоров против неудобных правительств.

Деятельность сильных транснациональных корпораций, экономическая мощь которых превышает возможности многих государств, качественно меняет саму систему управления мировой экономикой. Если еще в середине 20-го века главными регуляторами мирового экономического порядка были правительства сильных держав, то к концу 20-го века сформировалась своего рода "тройка держав": помимо национальных правительств на глобальные экономические отношения влияют и суперфирмы ТНК, и наднациональные организации (такие как Всемирный банк реконструкции и развития, Международный валютный фонд и т.д.). Суверенные государства должны сначала разделить власть с этими новыми субъектами мировых экономических отношений в экономической, а затем в политической сфере. Некоторые экономисты считают, что влияние государств ослабевает, что реальная власть все больше попадает в руки эгоистичных транснациональных корпораций и международных институтов, которые они контролируют. Если национальные правительства контролируются своими гражданами, а наднациональные организации контролируются их соучредителями, то лидеры транснационального бизнеса никому не избираются и не подотчетны. Международные олигархи ради наживы могут нанести серьезный ущерб экономике даже высокоразвитых стран, избегая при этом какой-либо ответственности.

---

<sup>99</sup> Банкротство транснациональных компаний и российское право Сайганова Л.Н. российское предпринимательство. 2011. № 6-2. с. 20-26.

Наиболее распространенное заблуждение о последствиях деятельности транснациональных корпораций заключается в том, что в результате международных операций транснациональных корпораций одни страны обязательно побеждают, а другие терпят убытки. В реальной жизни возможны и другие результаты: обе стороны могут быть победителями или проигравшими. Баланс выгод и потерь от деятельности ТНК во многом зависит от контроля за их деятельностью со стороны правительств, государственных и наднациональных организаций.<sup>100</sup>

В целом ТНК представляют собой достаточно сложное и постоянно развивающееся явление в системе мировых экономических отношений, требующее пристального внимания, изучения и международного контроля. Транснациональные корпорации становятся все более значимым фактором в судьбе страны, в международной системе экономических и политических отношений. Активная производственная, инвестиционная, торговая деятельность ТНК позволяет им выполнять функции международного регулятора производства и распределения продукции, а также оказывать определенное политическое влияние на мировое сообщество и отдельные государства.

#### **Использованные источники:**

1. Теоретические исследования деятельности транснациональных розничных сетевых компаний толмачева н.а. Российское предпринимательство. 2011. № 4-2. с. 142-146.
2. Деятельность транснациональных компаний (корпораций) и права человека: проблемы корпоративной ответственности глухенький с.х. Современное право. 2010. № 12. с. 137-140.
3. Имущественные вопросы транснационального слияния и поглощения компаний по гармонизированному праву ес иншакова а.о. Право и политика. 2009. № 9. с. 1899-1905.
4. Оценка уровня адаптации транснациональных компаний к конкурентной среде россии еремин а.в. Российское предпринимательство. 2011. № 6-2. с. 12-19.

---

<sup>100</sup> Холдинговая компания как инструмент налоговой оптимизации в транснациональной группе Телюк Н.М. вестник московского университета. серия 6: экономика. 2011. № 1. с. 40-50.



*Чжао Синь*  
*студент 1 курса магистратуры*  
*Институт социально-гуманитарного образования*  
*Московский педагогический государственный университет*  
*Россия, Москва*

## **ТЕОРЕТИЧЕСКИЕ ОСНОВЫ УПРАВЛЕНИЯ ВАЛЮТНЫМИ РИСКАМИ**

*Аннотация: Диверсификация - распределение активов и пассивов по различным компонентам как на уровне финансовых инструментов, так и по их составляющим в целях снижения риска.*

*Ключевые слова: Валютный риск, Диверсификация*

*Zhao Xin*  
*student 1 courses of a magistracy*  
*Institute of social arts education*  
*Moscow pedagogical state university*  
*Russia, Moscow*

## **THE THEORETICAL FOUNDATIONS OF MANAGEMENT FOREIGN EXCHANGE RISK**

*Abstract: Diversification - distribution of assets and liabilities by various components, both at the level of financial instruments and by their components, in order to reduce risk.*

*Key words: Currency risk, Diversification*

В основу данного метода положен портфельный подход, который предполагает рассмотрение активов и пассивов банка как элементов единого целого - портфеля, обладающего характеристиками риска и доходности, что позволяет эффективно проводить оптимизацию параметров финансовых

Этот метод снижения валютного риска предполагает постоянное наблюдение за колебанием курсов иностранных валют. А поскольку предугадать вероятные направления таких колебаний чрезвычайно сложно, то банки для уменьшения риска проиграть в результате невыгодного изменения курсов валют прибегают к диверсификации активов, деноминированных в иностранной валюте.

качестве основных форм диверсификации используются следующие: портфеля ценных бумаг (формирования портфеля определенной структуры, отражающей потребность банка, с одной стороны, в получении процента на

вложенный капитал, а с другой - обеспечении прироста капитала посредством роста курсовой стоимости ценных бумаг с учетом приемлемого уровня риска); кредитного портфеля (предоставление кредитов более мелкими суммами большему числу клиентов при сохранении общего объема кредитования); валютной корзины банка (формирование валютной корзины с использованием нескольких валют для уменьшения потерь в случае падения курса одной из валют); источников привлечения средств (привлечение депозитных вкладов, межбанковских кредитов более мелкими суммами, размещение ценных бумаг среди большего количества инвесторов в целях уменьшения вероятности досрочного изъятия средств).

Хеджирование (англ. *heaging* - оградить) используется в банковской, биржевой и коммерческой практике для обозначения различных методов страхования рисков. Так, хеджирование применяется для снижения риска потерь, связанных с изменением рыночных факторов (цен на финансовые инструменты, обменных курсов валют, процентных ставок) путем применения определенных мер: фьючерсные операции, опционы, операции СВОП.

Фактически хеджирование означает создание встречных требований и обязательств по операциям с ценными бумагами, валютой или реальными активами. При заключении фьючерсных контрактов и опционов хеджирование выступает формой страхования цены и прибыли от нежелательного изменения, в результате резкие колебания можно сгладить.

Выбор конкретных методов управления или их сочетание производится в зависимости от вида риска, специфики деятельности банка, финансового состояния и т.д.

Хеджирование для ограничения валютных рисков. Контракт, который служит для страховки от рисков изменения курсов (цен), носит название «хедж» (англ. *hedge* - изгородь, ограда). Хозяйствующий субъект, осуществляющий хеджирование, называется «хеджер». Существуют две операции хеджирования: на повышение и на понижение.

Хеджирование на повышение, или хеджирование покупкой, \* представляет собой биржевую операцию по покупке срочных контрактов или опционов. Применяется в тех случаях, когда не обходимо застраховаться от возможного повышения цен (курс) в будущем. Он позволяет установить покупную цену на много раньше, чем был приобретен реальный товар.

Предположим, что цена товара (курс валюты или ценных бумаг) через три месяца возрастет, а товар нужен будет именно через это время. Для компенсации потерь от предполагаемого роста цен требуется купить сейчас по сегодняшней цене срочный контракт, связанный с этим товаром, и продать его через три месяца в тот момент, когда будет приобретаться товар. По сколько цена на товар и на связанный с ним срочный контракт

изменяются пропорционально в одном направлении, то купленный ранее контракт можно продать дороже почти на столько же, на сколько возрастет к этому времени цена товара. Таким образом, хеджер, осуществляющий хеджирование на повышение, страхует себя от возможного повышения цен в будущем.

Хеджирование на понижение, или хеджирование продаж - это биржевая операция с продажей срочного контракта. Хеджер предполагает совершить в будущем продажу товара, по этому, продавая на бирже срочный контракт или опцион, он страхует себя от возможного снижения цен в будущем. Допустим, что цена товара (курс валюты, ценных бумаг) через три месяца снижается, а товар нужно будет продавать именно тогда. Для компенсации предполагаемых потерь от снижения цены хеджер продает срочный контракт сегодня по высокой цене, а при продаже своего товара через три месяца, когда цена на него упала, покупает такой же срочный контракт по снизившейся (почти на столько же) цене. Таким образом, хедж на понижение применяется в тех случаях, когда товар необходимо продать позднее.

Хеджер стремится снизить риск, вызванный неопределенностью цен на рынке, с помощью покупки или продажи срочных контрактов. Это дает возможность зафиксировать цену и сделать доходы или расходы более предсказуемыми. При этом риск, связанный с хеджированием, не исчезает.

Спекулянты на рынке срочных контрактов играют большую роль. Принимая на себя риск в надежде на получение при были при игре на разнице цен, они выполняют роль стабилизатора цен. При покупке срочных контрактов на бирже спекулянт вносит гарантийный взнос, которым и определяется величина риска спекулянта. Если цена товара (курс валюты, ценных бумаг) снизилась, то спекулянт, купивший ранее контракт, теряет сумму, равную гарантийному взносу. Если цена возросла, то спекулянт возвращает себе сумму, равную гарантийному взносу, и получает дополнительный доход от разницы в ценах товара и купленного контракта.

Отсутствие хеджирования может иметь две причины. Во-первых, банк может не знать о рисках или возможностях уменьшения этих рисков. Во-вторых, банк может считать, что обменные курсы или процентные ставки будут оставаться неизменными или изменяться в ее пользу. В результате банк будет спекулировать: если его ожидания окажутся правильными, он выиграет, если нет - понесет убытки.

Одним из недостатков общего хеджирования (уменьшения всех рисков) является довольно существенные суммарные за траты на комиссионные и премии опционов. Выборочное хеджирование можно рассматривать как один из способов снижения общих затрат. Другой способ - страховать риски только после того, как курсы или ставки изменились до определенного уровня. Можно считать, что в какой-то степени компания может выдержать неблагоприятные изменения, но когда они достигнут

допустимого предела, позицию следует полностью хеджировать для предотвращения дальнейших убытков.

Такой подход позволяет избежать затрат на страхование рисков в ситуациях, когда обменные курсы или процентные ставки остаются стабильными или изменяются в благоприятном направлении.

Риски, связанные со сделками, предполагающие обмен валют, могут управляться с помощью политики цен, включающей в себя определение как уровня назначаемых цен, так и валют, в которых выражается цена. Также существенное влияние на риск оказывают сроки получения и выплаты денег.

Поэтому решение проблемы управления финансовыми рисками лежит в разработке методики управления отдельными видами рисков в целях выявления, локализации, измерения и контроля над тем и иным видом риска для минимизации его влияния. При ее формировании учитывается как специфика деятельности коммерческого банка и присущие конкретному банку риски, так и методы их оценки, процедуры управления и контроля для каждого типа риска.

Важную роль играет четкое разграничение ответственности и разделение обязанностей в процессе идентификации и управления рисками.

Учитывая вышесказанное, можно отметить, что система риск-менеджмента выполняет следующие функции: методологическую: разработка внутрибанковских положений, системы требований к отчетности и документообороту, системы распределения полномочий в процессе принятия решений; аналитическую: создание единого информационно-аналитического пространства банка, анализ банковских операций с точки зрения их доходности, эффективности, рискованности, оценка возможных потерь и вероятности их наступления<sup>1</sup>; регулируемую: управление активами и пассивами, ценообразование банковских продуктов и услуг, реализация кредитной политики, установление внутрибанковских нормативов и лимитов; контрольную: внутрибанковский мониторинг, внутренний и внешний аудит, деятельность службы внутреннего контроля и службы безопасности.

Диверсификация - распределение активов и пассивов по различным компонентам как на уровне финансовых инструментов, так и по их составляющим в целях снижения риска.

Воснову данного метода положен портфельный подход, который предполагает рассмотрение активов и пассивов банка как элементов единого целого - портфеля, обладающего характеристиками риска и доходности, что позволяет эффективно проводить оптимизацию параметров финансовых рисков в банках.

Этот метод снижения валютного риска предполагает постоянное наблюдение за колебанием курсов иностранных валют. А поскольку предугадать вероятные направления таких колебаний чрезвычайно сложно,

то банки для уменьшения риска проиграть в результате невыгодного изменения курсов валют прибегают к диверсификации активов, деноминированных в иностранной валюте. качестве основных форм диверсификации используются следующие: портфеля ценных бумаг (формирования портфеля определенной структуры, отражающей потребность банка, с одной стороны, в получении процента на вложенный капитал, а с другой - обеспечении прироста капитала посредством роста курсовой стоимости ценных бумаг с учетом приемлемого уровня риска); кредитного портфеля (предоставление кредитов более мелкими суммами большему числу клиентов при сохранении общего объема кредитования); валютной корзины банка (формирование валютной корзины с использованием нескольких валют для уменьшения потерь в случае падения курса одной из валют); источников привлечения средств (привлечение депозитных вкладов, межбанковских кредитов более мелкими суммами, размещение ценных бумаг среди большего количества инвесторов в целях уменьшения вероятности досрочного изъятия средств).

Хеджирование (англ. *heaging* - ограждать) используется в банковской, биржевой и коммерческой практике для обозначения различных методов страхования рисков. Так, хеджирование применяется для снижения риска потерь, связанных с изменением рыночных факторов (цен на финансовые инструменты, обменных курсов валют, процентных ставок) путем применения определенных мер: фьючерсные операции, опционы, операции СВОП.

Хеджирование на повышение, или хеджирование покупкой, \* представляет собой биржевую операцию по покупке срочных контрактов или опционов. Применяется в тех случаях, когда не обходимо застраховаться от возможного повышения цен (кур сов) в будущем. Он позволяет установить покупную цену на много раньше, чем был приобретен реальный товар.

Предположим, что цена товара (курс валюты или ценных бумаг) через три месяца возрастет, а товар нужен будет именно через это время. Для компенсации потерь от предполагаемого роста цен требуется купить сейчас по сегодняшней цене срочный контракт, связанный с этим товаром, и продать его через три месяца в тот момент, когда будет приобретаться товар. По сколько цена на товар и на связанный с ним срочный контракт изменяются пропорционально в одном направлении, то купленный ранее контракт можно продать дороже почти на столько же, на сколько возрастет к этому времени цена товара. Таким образом, хеджер, осуществляющий хеджирование на повышение, страхует себя от возможного повышения цен в будущем.

Хеджирование на понижение, или хеджирование продажей - это биржевая операция с продажей срочного контракта. Хеджер предполагает совершить в будущем продажу товара, по этому, продавая на бирже

срочный контракт или опцион, он страхует себя от возможного снижения цен в будущем. Допустим, что цена товара (курс валюты, ценных бумаг) через три месяца снижается, а товар нужно будет продавать именно тогда. Для компенсации предполагаемых потерь от снижения цены хеджер продает срочный контракт сегодня по высокой цене, а при продаже своего товара через три месяца, когда цена на него упала, покупает такой же срочный контракт по снизившейся (почти на столько же) цене.

#### **Использованные источники:**

1. Инструкция Банка России от 15 июля 2005 г. № 124-И «Об установлении размеров (лимитов) открытых валютных позиций, методике их расчета и особенностях осуществления надзора за их соблюдением кредитными организациями»
2. Покровская О.С. Использование производных инструментов в управлении валютным риском коммерческого банка: автореф. дис. канд. экон. наук. 08.00.10 / О.С. Покровская // ВФ Рос. ак. нар. хоз-ва и гос. службы при Президенте РФ. - С-П. - 2012. - 13с.
3. Субботин А.В. Моделирование волатильности: от условной гетероскедастичности к каскадам на множественных горизонтах / Прикладная эконометрика. №3(15). - 2009. – с.97
4. Канторович Г.Г. Лекции: Анализ временных рядов. Лекционные и методические материалы. Лекция 3 // Экономический журнал ВШЭ. №1. – 2012. - с.102
5. Турунцева М.Ю. Анализ временных рядов // Пособие для студентов. М.: МИЭФ ГУ-ВШЭ, 2003. – с. 38
6. Брюков В. Г. Как предсказать курс доллара. Эффективные методы прогнозирования с использованием Excel и Eviews. - М.: КНОРУС; ЦИПСИР, 2011. – с. 60
7. Nelson, D. Conditional heteroskedasticity in asset returns: a new approach. *Econometrica* 59. - 1991. - p. 347-370.



*Чжао Синь*  
*студент 1 курса магистратуры*  
*Институт социально-гуманитарного образования*  
*Московский педагогический государственный университет*  
*Россия, Москва*

## УПРАВЛЕНИЕ ВАЛЮТНЫМ РИСКОМ

*Аннотация: Валютный риск, или риск курсовых потерь, связан с интернационализацией рынка банковских операций, созданием транснациональных (совместных) предприятий и банковских учреждений и диверсификацией их деятельности и представляет собой возможность денежных потерь в результате колебаний валютных курсов.*

*Ключевые слова: Валютный риск*

*Zhao Xin*  
*student 1 courses of a magistracy*  
*Institute of social arts education*  
*Moscow pedagogical state university*  
*Russia, Moscow*

## EXCHANGE RISK MANAGEMENT

*Abstract: Currency risk, or the risk of exchange rate losses, is associated with internationalization of the banking market, creation of transnational (joint) enterprises and banking institutions and diversification of their activities and represents the possibility of monetary losses as a result of currency fluctuations*

*Key words: Currency risk*

Валютный риск, или риск курсовых потерь, связан с интернационализацией рынка банковских операций, созданием транснациональных (совместных) предприятий и банковских учреждений и диверсификацией. Обязательным условием фьючерса является гарантированный депозит. Расчеты между контрагентами осуществляются через клиринговую палату при валютной бирже, которая выступает посредником между сторонами и одновременно гарантом сделки.

Преимуществами фьючерса перед форвардным контрактом становятся его высокая ликвидность и постоянная котировка на валютной бирже. С помощью фьючерсов экспортеры имеют возможность хеджирования своих операций.

Покупка или продажа валютных фьючерсов позволяет избежать возможных потерь, возникающих в результате колебаний курсов валют по сделкам с клиентами.

Сделки спот по фьючерсам на межбанке проходят все 12 месяцев в году. Открытые позиции по операциям с клиентами (форварды, опционы, свопы) банки обычно хеджируют на фьючерсном биржевом рынке.

На рынке валютных фьючерсов хеджер - тот, кто покупает фьючерсный контракт - получает гарантию, что в случае повышения курса иностранной валюты на рынке спот он сможет купить ее по более выгодному курсу, зафиксированному фьючерсной сделкой. Таким образом, убытки по сделке спот компенсируются хеджером прибылью на фьючерсном валютном рынке при повышении курса иностранной валюты и наоборот. Нужно отметить также закономерность - валютный курс на рынке спот всегда имеет тенденцию сближения с курсом фьючерсного рынка по мере приближения срока исполнения фьючерсного контракта<sup>101</sup>.

Другой разновидностью срочной сделки является сделка СВОП, означающая обмен одной валюты на другую на определенный период времени и представляющая собой комбинацию наличной сделки спот и срочной форвард. СВОП используется как средство колебания валютных курсов и процентных ставок.

деятельности и представляет собой возможность денежных потерь в результате колебаний валютных курсов.

Валютный риск в основе своей возникает при формировании активов и привлечении источников средств с использованием валют иностранных государств. В значительной степени на валютный курс могут повлиять тенденции экономического развития страны и политические моменты, начиная с изменений в политике валютного регулирования и кончая степенью социальной напряженности. Работа с валютными фьючеКоммерческие риски связаны с нежеланием или с невозможностью должника (гаранта) рассчитаться по своим обязательствам.

Конверсионные риски - это риски валютных убытков по конкретным операциям. Эти риски в свою очередь подразделяются на экономический риск, риск перевода, риск сделок.рсами, опционами, своп контрактами слабо налажена. Валютный риск присутствует в значительной степени во всех балансовых и забалансовых операциях с иностранной валютой.

Со своей стороны, валютные риски структурируются следующим образом:

Коммерческие<sup>102</sup>,  
конверсионные,  
трансляционные,

<sup>101</sup> 1.Арямов, А. А. Общая теория риска. Юридический, экономический и психологический анализ / А. А. Арямов. – Москва: РАП, Wolters Kluwer, 2010. – 15 с.

<sup>102</sup> 2.Хохлов Н.В. Управление риском/ Н.В. Хохлов. – М.: Питер, 1999. – 24 с.

риски форфей-тирования .  
валютный банк риск управление

Для банка инвестирование в зарубежные активы будет влиять на размер будущего потока платежей, выраженных в национальной валюте. Кроме того, сам размер платежей к погашению по этим кредитам будет изменяться при переводе стоимости инвалюты кредита в эквивалент в национальной валюте.

Риск перевода связан с различиями в учете активов и пассивов в иностранной валюте. Если происходит падение курса инвалюты, в которой выражены эти активы, то падает стоимость активов: при уменьшении величины активов падает размер акционерного капитала фирмы или банка. С экономической точки зрения более важным является риск сделки, который рассматривает влияние изменения валютного курса на будущий поток платежей, а следовательно на будущую прибыльность фирмы или банка.

Риск сделок возникает из-за неопределенности стоимости в национальной валюте инвалютной сделки в будущем. Изменения и прибыльность фирмы означают изменение ее кредитоспособности, и поэтому для банка очень важно быть в курсе валютных сделок клиентов. В обстановке высокой нестабильности курсов валют одним из способов защиты от валютных рисков является выбор наиболее приемлемой для контрагентов валюты контракта. Для экспортера и кредитора предпочтительно использование относительно более устойчивой валюты. Выбор валюты может оказывать существенное влияние на эффективность торговых и кредитных операций.

При выборе валюты контракта должны учитываться следующие факторы: прогноз тенденций изменения курса данной валюты в период между моментом заключения контракта и сроками наступления платежных обязательств; характер продаваемых товаров и услуг; сложившиеся на товарном рынке традиции; форма организации торговли (разовая сделка, долгосрочный контракт, межправительственное соглашение).

Валютный конверсионный риск можно уменьшить путем применения также защитных оговорок, золотых оговорок, валютных оговорок. Защитные оговорки - договорные условия, включаемые по соглашению сторон в межгосударственные экономические соглашения, предусматривающие возможность изменения или пересмотра первоначальных условий договора в процессе его исполнения.

В современной экономике сфера рисков является относительно новой и практически неизученной. Это обстоятельство объясняет наличие огромного количества различных, зачастую даже противоречащих друг другу подходов к определению понятия «риск».

Для того чтобы разработать наиболее полное и правильное понятие этого термина, целесообразно рассмотреть основные из вышеупомянутых подходов.

В финансово-кредитном энциклопедическом словаре под редакцией профессора А.Г. Грязновой отмечено, что понятие риск имеет несколько интерпретаций (англ. risk, фр. risque от ит. risico - восходит к греческому *rixikon* - утес: первоначально «рисковать» - лавировать между скалами) - 1) вероятность наступления событий с негативными последствиями; 2) опасность возникновения непредвиденных потерь, убытков, недополучения доходов, прибыли по сравнению с планируемым вариантом.<sup>1</sup> Валютные операции банков подразделяют на 5 категорий. Рассмотрим каждую из них.

1. Операция «СПОТ». Операции сделок происходят в виде наличных денежных средств. Причем, считается, что операции «СПОТ» - являются наиболее привлекательными для клиентов банка, они составляют примерно 90% всех валютных сделок.

2. Срочные сделки - это валютные операции имеют также и межбанковское применение. Межбанковские срочные сделки получили название «форвардных».

3. Сделки с «опционом». Среди срочных сделок с иностранной валютой выделяют сделки с «аутрайтом» - с условием поставки валюты на определенную дату, и сделки с «опционом» - с условием нефиксированной даты поставки.

4. Операции «СВОП» представляют собой валютные операции, сочетающие куплю или продажу валюты на условиях наличной сделки по курсу «форвард».

5. Арбитражные сделки совершаются с товарами, ценными бумагами, валютами.

Итак, нами вкратце были рассмотрены основные понятия валютных операций, а также виды валютных сделок.

Банковская деятельность, как и любая финансовая, нуждается в управлении, без которого невозможно достижение целей, стоящих перед кредитной организацией. Важнейшей экономической целью банка является достижение максимальной прибыли, что вытекает из природы банка как коммерческой организации.

Однако данная цель ориентирована на долгосрочное функционирование банка, а не на получение текущей прибыли любой ценой. Таким образом, цель банковской деятельности - получение долгосрочной прибыли, обеспечивающей устойчивое развитие банка, возможность расширения пакета предлагаемых услуг, улучшения качества сервиса, наращивания собственного капитала, следствием чего становится повышение рыночной стоимости акций банка.

Владельцы банков, вложившие средства в развитие бизнеса, заинтересованы в возрастании не только стоимости собственного капитала,

но и дохода по нему, в противном случае кредитная организация может столкнуться с трудностями в привлечении нового капитала для обеспечения своего роста в дальнейшем. Для рационального использования вложенных средств и повышения их эффективности используются основные приемы риск-менеджмента, которые ставят своей целью максимизацию стоимости средств, внесенных акционерами, при сохранении приемлемого уровня риска.

Эта цель предполагает, что чистые доходы, полученные в результате спекулятивной деятельности, представляют меньшую ценность для инвестора по сравнению с основным доходом, полученным при правильном управлении кредитной организацией, так как устойчивость и возможность получения крупных спекулятивных доходов вызывает сомнение.

Диверсификация - распределение активов и пассивов по различным компонентам как на уровне финансовых инструментов, так и по их составляющим в целях снижения риска.

В основу данного метода положен портфельный подход, который предполагает рассмотрение активов и пассивов банка как элементов единого целого - портфеля, обладающего характеристиками риска и доходности, что позволяет эффективно проводить оптимизацию параметров финансовых рисков в банках.

Этот метод снижения валютного риска предполагает постоянное наблюдение за колебанием курсов иностранных валют. А поскольку предугадать вероятные направления таких колебаний чрезвычайно сложно, то банки для уменьшения риска проиграть в результате невыгодного изменения курсов валют прибегают к диверсификации активов, деноминированных в иностранной валюте.

Золотая оговорка приобрела важное значение в ходе и после первой мировой войны в связи с отменой золотого стандарта в одних странах и фактическим исчезновением его в других. Валюты этих стран стали обесцениваться как по отношению к золоту, так и по отношению к валютам других стран, в которых золотой стандарт продолжал функционировать. Оговорки основывались на золотом паритете валют, который представляет собой соотношение их золотого содержания. Оговорки на базе паритета действовали как в условиях свободного обмена денежных единиц на золото, так и при урезанных (золото - девизном и золото-долларовом) стандартах. Золотые оговорки широко применялись до тех пор, пока правительства капиталистических стран принимали меры по поддержанию рыночной цены золота на уровне официальной. С крахом «золотого пула» в 1868 г. образовался двойной рынок золота, сделавший официальную цену золота нереальной и положивший конец применению золотой оговорки.

Валютная оговорка - это включение в кредитный или коммерческий контракт договорного условия, в соответствии с которым сумма платежа договорного условия ставится в зависимость от изменения курсового



соотношения между валютой цены товара (валютой кредита) и другой, более устойчивой валютой (оговорки). Установление в контракте различных валют цены и платежа фактически является простейшей формой валютной оговорки. Валютой цены в данном случае выбирается более стабильная валюта. В случае же обычной валютной оговорки сумма, подлежащая выплате, ставится в зависимость от изменения курса валюты оговорки по отношению к валюте цены. В обоих случаях сумма платежа изменится в той же степени, в которой изменится курс валюты оговорки. Валютная оговорка на базе рыночного курса предусматривает определение соотношения между валютами по текущей котировке на валютных рынках. Разница между курсами продавца и покупателя - маржа - является для банка источником дохода, за счет которого он покрывает расходы по осуществлению сделки и в определенной степени служит для страхования валютного риска.

Так как курсы отдельных валют часто испытывают острейшие краткосрочные колебания, то привязка валютной оговорки к какой-либо одной валюте не может удовлетворительно обеспечить интересы как экспортеров, так и импортеров. Эти недостатки могут быть преодолены с разработкой мультивалютной оговорки, которая предусматривает пересчет денежного обязательства в зависимости от изменения курсового соотношения между валютой платежа и корзиной валют, выбираемой по соглашению сторон.

Применение средневзвешенного курса валюты платежа по отношению к набору других валют снижает вероятность резких изменений сумм платежа. Включение в корзину валют, имеющих разную степень стабильности, способствует обеспечению интересов обоих контрагентов. Составление корзины должно основываться на анализе прошлой динамики курсов соответствующих валют, их текущего состояния и перспектив на срок, совпадающий со сроком контракта.

Трансляционные (бухгалтерские) риски возникают при переоценке активов и пассивов балансов и счета «Прибыли и убытки» зарубежных филиалов клиентов, контрагентов. Эти риски в свою очередь зависят от выбора валюты пересчета, ее устойчивости и ряда других факторов. Некоторые банки учитывают все текущие операции по текущему курсу, а долгосрочные - по историческому; другие анализируют уровень риска финансовых операций по текущему курсу, а прочие - по историческому; третьи выбирают один из двух способов учета и с его помощью контролируют всю совокупность своих рискованных операций.

Валютные фьючерсы впервые стали применяться в 1972 г. на Чикагском валютном рынке. Валютный фьючерс - срочная сделка на бирже, представляющая собой куплю-продажу определенной валюты по фиксируемому на момент заключения сделки курсу с исполнением через



определенный срок. Отличие валютных фьючерсов от операций форвард заключается в том, что:

1. Фьючерсы - это торговля стандартными контрактами.

Обязательным условием фьючерса является гарантированный депозит. Расчеты между контрагентами осуществляются через клиринговую палату при валютной бирже, которая выступает посредником между сторонами и одновременно гарантом сделки.

Преимуществами фьючерса перед форвардным контрактом становятся его высокая ликвидность и постоянная котировка на валютной бирже. С помощью фьючерсов экспортеры имеют возможность хеджирования своих операций.

Покупка или продажа валютных фьючерсов позволяет избежать возможных потерь, возникающих в результате колебаний курсов валют по сделкам с клиентами.

Сделки спот по фьючерсам на межбанке проходят все 12 месяцев в году. Открытые позиции по операциям с клиентами (форварды, опционы, свопы) банки обычно хеджируют на фьючерсном биржевом рынке.

На рынке валютных фьючерсов хеджер - тот, кто покупает фьючерсный контракт - получает гарантию, что в случае повышения курса иностранной валюты на рынке спот он сможет купить ее по более выгодному курсу, зафиксированному фьючерсной сделкой. Таким образом, убытки по сделке спот компенсируются хеджером прибылью на фьючерсном валютном рынке при повышении курса иностранной валюты и наоборот. Нужно отметить также закономерность - валютный курс на рынке спот всегда имеет тенденцию сближения с курсом фьючерсного рынка по мере приближения срока исполнения фьючерсного контракта.

Другой разновидностью срочной сделки является сделка СВОП, означающая обмен одной валюты на другую на определенный период времени и представляющая собой комбинацию наличной сделки спот и срочной форвард. СВОП используется как средство колебания валютных курсов и процентных ставок.

#### **Использованные источники:**

1. Арямов, А. А. Общая теория риска. Юридический, экономический и психологический анализ / А. А. Арямов. – Москва: РАП, Wolters Kluwer, 2010. – 15 с.
2. Хохлов Н.В. Управление риском/ Н.В. Хохлов. – М.: Питер, 1999. – 24 с.
3. Райзберг Б.А. Предпринимательство и риск. – М.: ЭКМОС, 1996. – 58 с.
4. Круи, М. Основы риск-менеджмента / М. Круи, Д. Галай, Р. Марк; пер. с англ.; под науч. ред. В. Б. Минасян. – Москва: Издательство «Юрайт», 2011. – 36 с.
5. Королькова Е. М. Риск-менеджмент: управление проектными рисками: учебное пособие для студентов экономических специальностей / Е. М. Королькова. – Тамбов: Изд-во ФГБОУ ВПО «ТГТУ», 2013. – 16 с.

6. Струченкова Т.В. Валютные риски: анализ и управление. – М.: Кнорус, 2010 г. – 19 с.
7. Струченкова Т.В. Валютные риски: анализ и управление. – М.: Кнорус, 2010 г. – 11 с.
8. Уфимцев А.А. Измерение валютных рисков с помощью методологии VaR / А.А. Уфимцев // Вестник Челябинского государственного университета. - 2012. - № 8 (262). – 139 с.

*Шадманова Г., к.э.н.  
профессор*

*ТИИИМСХ*

*Абдуллаев З.С., к.ф.-м.н.  
доцент*

*ТИИИМСХ*

*Рахманкулова Б.О., к.э.н.  
доцент*

*ТИИИМСХ*

## **ИНФОРМАТИЗАЦИИ ПРОЦЕССОВ УПРАВЛЕНИЯ В СОЦИАЛЬНО-ЭКОНОМИЧЕСКОМ РАЗВИТИИ СЕЛЬСКОГО ХОЗЯЙСТВА**

*Аннотация. В статье излагается роль информационных технологий в развитии аграрного сектора страны, а также варианты их создание. Освещаются результаты использования современных информационных технологий.*

*Ключевые слова: математическое моделирование, сельское хозяйство, информация, информирования процессов, эффективность, услуг.*

*Shadmanova G., Ph. D.  
Professor*

*Abdullaev Z.S., Ph. D.  
associate Professor*

*Rakhmankulova B. O., Ph. D.  
associate Professor*

## **INFORMATIZATION OF MANAGEMENT PROCESSES IN THE SOCIO-ECONOMIC DEVELOPMENT OF AGRICULTURE**

*Annotation. The article outlines the role of information technology in the development of the agricultural sector of the country, as well as the options for their creation. Highlights the results of the use of modern information technology.*

*Keywords: mathematical modeling, agriculture, information, information processes, efficiency, services.*

Научные исследования по математическому моделированию и информатизации процессов управления социально-экономическим развитием сельского хозяйства в Узбекистане начались в 1960-х годах. На ранних этапах исследований ряд конкретных вопросов, связанных с

орошаемым земледелием, в частности севооборотом, поливом, выращиванием хлопка и моделями управления сельским хозяйством, еще не утратили своей практической актуальности [3].

Идея создания многоуровневой информационно-вычислительной системы для управления сельским хозяйством и научная концепция ее реализации были обоснованы Академией наук Республики Узбекистан. Согласно Концепции, сельское и водное хозяйство, а также другие смежные отрасли рассматриваются как взаимосвязанные и взаимосвязанные динамические системы, обеспечивающие рациональное использование земельных и водных ресурсов при производстве, переработке и реализации сельскохозяйственной продукции и сырья.

Впоследствии концепция легла в основу автоматизированных систем управления водными ресурсами, организационного управления производством и переработкой хлопка, использованием производственных ресурсов в производстве хлопка и овощей и созданием внутренней системы бизнес-планирования бизнеса.

Анализ результатов этих исследований показывает, что математическое представление условий производства и переработки сельскохозяйственной продукции с их технологическими параметрами. Такой подход позволяет моделировать агроэкономические процессы в целом на основе сельскохозяйственного законодательства и информации о его составных элементах и подсистемах.

Однако следует отметить, что некоторые модели и алгоритмы их реализации построены на агрегированной информации, которая формируется в централизованной системе управления. Поэтому такие модели, особенно модели оптимизации, должны быть переработаны с точки зрения их базы знаний и компьютерной реализации.

С переходом на рыночные отношения важно решить проблему создания системы информационного обеспечения макроуровневого регулирования аграрной экономики в этих условиях. Система также должна предоставлять государственным аграрным органам информацию об объемах производства, ожидаемых ресурсах и продуктах, а также поступлениях в государственный бюджет. Это требует создания информационных систем на основе компьютерной сети, выполняющей двойную функцию в государственных учреждениях сельского хозяйства и смежных отраслях. Первой функцией такой системы является предоставление информационных услуг фермерам, арендаторам и другим, а вторая функция - сбор микрофлюидной и производственной информации для макроуровневого прогнозирования развития сельского хозяйства, спроса, динамики цен и других показателей [3].

Существует ряд проблем, недостатков и диспропорций в осуществлении институциональных изменений в рыночной экономике, в первую очередь из-за отсутствия практического опыта, которые требуют

углубленных научных исследований и разработки теоретически обоснованных рекомендаций.

Общеизвестно, что сельскохозяйственная деятельность требует различных навыков и знаний, без которых сельское население не могло бы производить эффективное производство, даже если оно имело достаточные земельные, трудовые и капитальные ресурсы. В рыночной экономике система коллективного управления характеризуется высоким уровнем специализации каждого работника. В настоящее время в ходе аграрных реформ, то есть преобразования крупных сельскохозяйственных предприятий в фермерские и фермерские хозяйства, недостаточно знаний и информации в области организации и управления фермерским хозяйством, а

Уровень автоматизации и информатизации аграрного сектора во всем мире недостаточно развит [5].

Данные об использовании компьютеров и Интернета, наиболее распространенных информационных технологий сельскохозяйственных фермеров в мире, представлены в таблице 1.

Страна	Количество фермеров	Количество фермеров, использующих фермы (фермы)		Количество фермеров (ферм), использующих Интернет	
		человек	%	человек	%
Норвегия	70 000	52 000	74,3	40 000	57,1
Дания	60 000	48 000	80	30 000	50
Финляндия	80 000	50 000	62,5	40 000	50
Голландия	100 000	60 000	60	50 000	50
Швеция	30 000	24 000	80	14 000	46,7
Буюкбритания	80 000	60 000	75	30 000	37,5
Германия	170 000	75 000	44,1	55 000	32,4
Япония	426 000	144 000	33,8	52 000	12,2
Испания	100 000	45 000	45	10 000	10
Франция	330 000	110 000	33,3	25 000	7,5
Италия	260 000	80 000	30,8	10 000	3,8
Польша	200 000	100 000	50	5 000	2,5
Чехия	175 000	30 000	17,1	4 000	2,3
Россия	275 000	9 000	3,3	3 000	1,1

1-таблица

Из таблицы видно, что европейские страны имеют самые высокие показатели доступа фермеров к информационным технологиям. В этих странах доступ к Интернету составляет около 50%.

В последнее время в нашей стране ведется масштабная работа по внедрению информационных технологий в сельском хозяйстве.

В связи с этим в стратегии действий по пяти приоритетным направлениям развития Республики Узбекистан на 2017-2021 годы,

утвержденном Указом Президента Республики Узбекистан, рассматриваются вопросы дальнейшего расширения инфраструктуры современных рыночных услуг при модернизации и ускоренном развитии сельского хозяйства. - необходимость использования консультационных услуг [1]. Основная цель этой услуги - помочь сельхозтоваропроизводителям в принятии наиболее важных решений в организации и управлении производственным процессом. Развитие сельского хозяйства требует эффективных технологий, качественных семян, удобрений и других агрохимикатов и механизмов механизации; улучшить управление технологиями; умение выбрать прибыльный уровень механизации; Положительные изменения в специализации системы управления могут иногда превращать крупные фермы в более мелкие; совершенствование материально-технической базы и кредитования; улучшить сервис и переработку продукции; увеличение доли производителей сельскохозяйственной продукции по рыночным ценам; дальнейшее улучшение хранения, транспортировки и мелиорации орошаемых земель, улучшение дренажных и ирригационных сетей; и об аграрной политике государства.

Эти изменения требуют, чтобы сельхозпроизводители повышали свою способность принимать индивидуальные или коллективные управленческие решения. Важным вопросом для центра является повышение адекватности сельскохозяйственных производителей во всех областях, поскольку производители, которые постепенно увеличивают производительность своей фермы, сталкиваются с серьезными препятствиями для конкуренции как в нашей стране, так и за рубежом. В этой области также требуется консультация обслуживающего персонала [2]. Как правило, консультативные центры могут предоставлять некоторую информацию для принятия необходимых решений. Остальные должны быть получены от сельскохозяйственных производителей. Если мы рассматриваем знания и информацию как особую форму труда, это фактор, который сделает экономику более конкурентоспособной. Информационная индустрия в агропромышленном секторе производит три основных направления: научно-техническая информация; подготовка, использование, сбор, хранение и передача информации; объединяя своих потребителей[2].

Привлечение инвестиций в развитие аграрной науки и создание информационных центров может дать лучшие результаты для развития сельского хозяйства, чем для инвестиций. Информационные центры, с одной стороны, должны повышать квалификацию сельскохозяйственных производителей, с другой - предоставлять им необходимые знания и информацию, обеспечивать связь и предоставлять исследователям новые знания, которые необходимы сельскохозяйственным производителям. В конечном счете, важно иметь возможность применять процессы управления информацией на основе компьютерных и компьютерных систем связи на



всех уровнях информационных и консультационных услуг. Все сервисные службы центра имеют свои функции и организуют связь с внешними структурами. Информация с сельскохозяйственных предприятий собирается, анализируется и обрабатывается в центре автоматизированных рабочих мест и вычислительных центрах. Эффективная деятельность крупного агробизнеса, фермерских хозяйств и дехканских хозяйств во многом дает новую информацию о новых технологиях, ценах на ресурсы и возможностях их приобретения, цене их продуктов и каналах их продажи, правовой защите сделок, рыночных перспективах и т. д. зависит от информации. Современные информационные технологии обеспечивают быстрый доступ к информации при принятии решений.

Многие виды связи (информационные бюллетени, телевидение и т. д.), Используемые в информационных центрах, предоставляются большой группе потребителей в форме общих консультаций, в то время как информационные технологии предоставляют конкретную и личную информацию по запросу добровольного клиента. Важным аспектом информирования процессов управления является обеспечение скорости и непрерывности обновления данных во время доступа клиентов к различным информационным и компьютерным системам, включая сбор, сбор и поиск информации, которая недоступна традиционными способами. Наконец, использование информатизации процессов управления сельским хозяйством обеспечит:

- инновационный подход ко всему сельскохозяйственному производству;
- обеспечение доступа к важной информации со стороны информационных центров сельских производителей;
- распространение информации и знаний среди сельскохозяйственных производителей о новых породах культур, устойчивых к болезням, вредителям и домашнему скоту с высокой продуктивностью, местными климатическими и экологическими условиями и передовой международной практикой в этой деятельности;
- увеличение своей доли на старых рынках за счет создания новых рынков для сельскохозяйственной продукции и повышения конкурентоспособности;
- повышение конкурентоспособности сельскохозяйственной продукции на основе финансовой устойчивости и модернизации сельского хозяйства;
- улучшение общих условий для сельскохозяйственного сектора путем увеличения или сохранения плодородия почв;
- управление различными рисками в сельскохозяйственном производстве (некачественная продукция, посадка и своевременный сбор урожая, потеря продукта при хранении и т. д.);

- ускорение точки роста, ускорение развития приоритетных и подсекторов сельского хозяйства, развитие животноводства и птицеводства;
- координация между информационными центрами и различными инструментами сельскохозяйственной политики для поддержки развития сельского хозяйства [2,8,9,10].

**Заключение.** Информирование процессов управления процессами в социально-экономическом развитии сельского хозяйства, если технические специалисты (системные и прикладные программисты, администраторы баз данных, разработчики локальных и региональных сетей) имеют полное понимание проблем и областей, в которых используются новые современные информационные и коммуникационные системы. он производит свои плоды.

Только на основе объективной информации можно сделать правильный вывод при постановке функциональных задач, направленных на организацию и повышение эффективности использования земельных, водных, машинных, трудовых, минеральных удобрений и других производственных ресурсов [4,5].

#### **Использованные источники:**

1. Указ Президента Республики Узбекистан от 7 февраля 2017 года № П-4947 «О Стратегии действий по пяти приоритетам развития Республики Узбекистан». Раздел 4
2. Алимов Р.Х., Ходиев Б.Ю., Алимов К.А. и другие Информационные системы и технологии в народном хозяйстве. Учебник // Под общ. Изд. С. Гуламова. –Т.: «Sharq», 2004. - 320 стр.
3. Беркинов Б.Б., Рахманкулова Б.О., Каримова Х.Х. // Моделирование процессов развития и эффективности сельскохозяйственного производства // Монография, Ташкент, 2013
4. Беркинов Б.Б., Рахманкулова Б.О. Эконометрическое моделирование оценки использования производственных ресурсов хлопкового хлопка // Экономический и образовательный журнал, № 3, 2013, с. 40-44, Ташкент
5. Рахманкулова Б.О. Тенденции развития сельского хозяйства и изменения производительности // Журнал Бизнес Экспорт, №6, 2013, с. 34-37, Ташкент
6. Чибисова И. С. Применение информационных технологий в сельском хозяйстве России. // Эпоха науки № 13 – Март 2018 г. Технические науки
7. Абдуллаев З.С., Юсупов М., Рахманкулова Б.О., Айнакулов Ш.А.. // Амалий ахборот технологиялари, // Ўқув қўлланма. Т., 2018й.
8. Б.О. Рахманкулова, Ш.К Зияева, Д.П Сапарова. Қишлоқ хўжалигини ривожлантиришда замонавий ахборот технологияларининг ўрни // “АГРО ИЛМ” журнали, Махсус сони, 09.2019 йил.
9. www.ziyounet.uz - образовательная интернет-сеть
10. lex.uz - Узбекский сайт законодательства

## **ИЗУЧЕНИЕ ЯЗЫКА В СОЦИОЛИНГВИСТИКЕ И КУЛЬТУРА РЕЧИ**

*Аннотация: В статье автор дает представление о целесообразности использования языка, в частности лексических единиц, в определенных типизированных коммуникативных ситуациях, которые тесно связаны с разработанной в социолингвистике и социопсихологии теорией социальных ролей, где роль определяется как различные формы человеческого социального поведения.*

*Ключевые слова: культурология, стилистическое значение, аннотация, социологический аспект, камуфляж, социолингвистика, социальная лингвистика, навыки межличностного общения, лингвистическая программа*

*Shaykhislamov N.  
Chirchik State Pedagogical Institute  
Uzbekistan*

## **SOCIOLINGUISTIC ASPECTS AND LANGUAGE STYLISM**

*Abstract: In the article, the author gives the concept of the appropriateness of using language, in particular lexical units, in certain typed communication situations that are closely related to the theory of social roles developed in sociolinguistics and socio-psychology, where the role is defined as different forms of human social behavior.*

*Keywords: culturology, stylistic meaning, abstract, sociological aspect, camouflage, sociolinguistics, social linguistics, interpersonal skills, linguistic program*

Общая ориентация современного языкознания характеризуется переходом от изучения языка как формальной системы, абстрагированной от конкретных условий, к исследованию языка в ситуации «языка в действии». В связи с этим возникла необходимость в разработке новых подходов к рассмотрению языка как средства коммуникативного взаимодействия в широком социальном аспекте. Это стимулировало появление новых отраслей лингвистики, таких как: социолингвистика, лингвопрагматика, лингвокультурология и др. «Социологический аспект изучения языков охватывает всю совокупность проблем, связанных с

характерической всех языковых явлений, обусловленных развитием общества, с его воздействием на взаимодействие языковых элементов в функционировании каждого конкретного языка» (Deseriev, 1973) Как известно изучение стилистической проблематики направлено не только на описание, но и интерпретацию употребления выразительных средств языка, что обуславливает обращение к более широкому внеязыковому контексту ситуации. Как отмечает Л.Г.Лузина «Распространение идей социолингвистики на изучение стилистических явлений имеет свое основание в том, что социолингвистика позволяет учесть социальные измерения языка, адекватно осмыслить тот факт, что человек является одновременно отдельной личностью, и членом определенного общества» (Лузина 2004, с 105) Связь социолингвистики и стилистики считают не только закономерной, но и перспективной (Беликов, Крысин 2001). Как показывает анализ специальной литературы, в качестве ключевых понятий социолингвистики рассматриваются такие, как языковой и речевой коллектив, языковая и речевая общность, ролевые отношения, ролевые ожидания, социальная установка, система ценностей, социальные и индивидуальные характеристики, уместность и неуместность адресат и адресант и т.д. Большинство из перечисленных понятий например: такие, как статус, ролевые отношения, уместность с неуместность также являются ключевыми и для стилистики. Л.Г.Лузина в своей статье отмечает, что стилистическое значение связано с интерпретацией уместности, неуместности выбора знака в различных условиях общения и обладает модальным статусом, выражая отношение говорящего к социальной сфере общения, к уместности или неуместности данного речевого события в данных социальных условиях. (Л.Г.Лузина 2004 с.104) Понятие уместности использования языка, в частности лексических единиц, в тех или иных типизированных ситуациях общения тесно связано с теорией социальных ролей, разработанной в социолингвистике и социопсихологии, где роль определяется как разные формы общественного поведения человека. Коммуникативная компетенция о ролевых отношениях коммуникантов поражает так называемые ролевые ожидания. В этой связи Дж.Ферс отмечает, что «разговор гораздо больше похож на заранее (в общих чертах) заданный ритуал: когда кто-то говорит все, что хотите». (1962, 90-20) Следует отметить, что данное понятие является одним из важнейших в понимании процесса эвфемизации. Как отмечают ряд исследователей (Ларин, Москвин, Крысин, Босчаева), основной функцией эвфемизмов является соблюдение правил уместности речи. Слова и выражения должны быть уместны: 1) по отношению к теме речи и 2) по отношению к адресату речи и другим участникам общения, т.е. соответствовать ситуации, в которой происходит общение. Следующим не менее важным вопросом нашего исследования является теория речевых актов, которая как известно, основана на знании значения языкового

выражения, а именно знания значения языкового выражения, а именно знания правил его употребления (исследователей (Дж.Серль, Дж.Остин, П.Ф.Стросон, П.Грайс). Как пишет И.М.Кобозева «теория речевых актов – это логика – философское по исходным интересам и лингвистическое по результатам учение о строении элементарной единицы речевого общения – речевого акта понимаемого как актуализация предложения, причем речевое общение рассматривается как форма проявления преимущественно межличностных отношений в обществе. В теории речевых актов наибольший интерес в нашем исследовании представляют собою стандартный способ косвенного выражения цели т.е. сохраняя свое основное назначение, еще используется и дополнительная функция (например, использование вежливых выражений). Речевые акты, в которых используются эвфемизмы, относятся к косвенным речевым актам, потому что использование эвфемизмов, является одним из способов косвенного выражения цели. Небезынтересным в плане изучения эвфемизмов представляются также постулаты Грайса, в соответствии с которыми утверждается принцип кооперации – принцип, на котором строится успешный коммуникативный акт. Грайс выделяет постулаты эстетические, социальные и моральные, также например, как «Будь вежлив» (Grice, 1975, 41-58). Стремление с помощью эвфемизмов избежать коммуникативного дискомфорта является частным случаем реализации этого постулата. Именно этот постулат вежливости стал основной предложенной в нашем исследовании классификации: дейксис вежливости, дейксис вуалирования, вейксис этикета и дейксис тональности Эмоциональное воздействие стилистических примеров, и в частности эвфемизмов аспекте. И одновременно область исследования процессов воздействия людей друг на друга в ходе их общения. Цель эмоционального воздействия состоит в формировании общего эмоционального настроения, мироощущения реципиента воздействия. Как известно, эмоции выступают как наиболее глубокие формы категоризации, определяющие общие контуры картины мира, они определяют возможные формы поведения субъекта, определяют направленность его в принятии решений. Как показывает анализ языкового материала, одной из основных функций эвфемизмов является функция эмоционального оценочной константы: страх, признание, ирония. В результате проведенного лингвистического анализа, можно сделать вывод о социальной значимости стилистически маркированных языковых единиц и в частности эвфемизмов, о релевантности понятия уместности. Неуместности, о релевантности прагматических постулатов Грайса при анализе этого СП, о направленности стилистически маркированных средств на эмоциональное воздействие. Традиционной сферой, в которой активно употреблялись и употребляются эвфемистические средства выражения, считается дипломатия. Часто мелькающие сейчас на страницах печати и в эфире слова и обороты типа «определенные круги», «соответствующие

инстанции» и т.д. родилась именно в дипломатическом речевом обиходе. Стилистика этого рода сравнения называют объект, действие, свойство. Более специфической является другая цель эвфемизмами: вуалированные, камуфляж. Стилистические средства, используемые для этой цели, весьма разнообразны. В военном языке с давних пор употребляются обозначения, сообщений, например, «хозяйство» в значении «воинская часть». Язык стремительно развивается, учитывая все требования, предъявляемые со стороны его носителей. И в настоящее время в связи с закреплением в общественном сознании идеологии политической корректности, активно развивается процесс образования эвфемизмов, которые получают широкое распространение в различных сферах речевой. Проанализировав языковой материал, мы пришли к следующему заключению: Стилистические обороты являются наиболее приемлемыми способами преодоления коммуникативных конфликтов. Это соответствует постулату вежливости: стремление с помощью эвфемизмов избежать неловких, дискомфортных моментов в процессе коммуникации, особенно межкультурной.

**Использованные источники:**

1. Shayxislamov, N. (2020). Problems of sociolinguistics: status of the language. In *O'zbekistonda ilm-fan va ta'lim*, 3, (pp. 279-281).
2. Shayxislamov, N. (2020). *Lingvokulturologiyaning tarixiy va nazariy asoslari*. In *O'zbekistonda ilm-fan va ta'lim*, 2, (pp. 186-188).



*Шарипов Б.Х.  
старший преподаватель инженерно-строительного факультета  
Термезский государственный университет архитектуры*

## **ИЗ ИСТОРИИ ДРЕВНЕГО ГРАДОСТРОИТЕЛЬСТВА И АРХИТЕКТУРҚ СРЕДНЕЙ АЗИИ**

*Аннотация: Основная цель написания статьи - представить общественности городские центры, дороги, гидротехнические сооружения, городские стены, городские ворота, жилые кварталы, административные здания, парки, а также их значение в современном градостроительстве древних городов Средней Азии.*

*Информация об истории архитектуры и градостроительства восходит к глубокой древности, что повышает интерес студентов к области архитектуры, градостроительства и ландшафтной архитектуры, проектирования зданий, мостов, дорог, гидротехнических сооружений. Мы желаем студентам и молодым специалистам удачи в изучении истории и их стремлении создать архитектуру будущего.*

*Ключевые слова: городские стены - в древности стены окраин, окруженные ватой или кирпичом, защищали население от различных внешних опасностей; городские ворота - защитные ворота, установленные на въезде в город; гидротехнические сооружения - бассейны, каналы, родники, коридоры; кунгурас - устройство на внешней вершине стены, которое во время осады города служило для защиты защитников от огня противника, а также для возрождения стиля (эстетики), создавая ритм в виде стены.*

*Sharipov B.H.  
senior lecturer at the Faculty of Civil Engineering  
Termez State University Architecture*

## **FROM THE HISTORY OF ANCIENT URBAN PLANNING AND ARCHITECTURE OF CENTRAL ASIA**

*Annotation: The main purpose of this article is to present to the public the city centers, roads, hydraulic structures, city walls, city gates, residential quarters, administrative buildings, parks, as well as their importance in the modern urban planning of the ancient cities of Central Asia.*

*Information about the history of architecture and urban planning dates back to antiquity, which increases students' interest in the field of architecture, urban planning and landscape architecture, design of buildings, bridges, roads,*

*hydraulic structures. We wish students and young professionals the best in their study of history and their quest to create the architecture of the future).*

*Key words: city walls - in ancient times, the walls of the outskirts, surrounded by cotton wool or bricks, protected the population from various external dangers; city gates - security gates installed at the entrance to the city; hydraulic structures - pools, ditches, springs, corridors; kunguras - a device on the outer top of the wall, which during the siege of the city served to protect the defenders from enemy fire, as well as to revive the style (aesthetics), creating a rhythm in the form of a wall.*

**Городские центры, дороги, гидротехнические сооружения, городские стены, городские ворота и их роль в современном городском планировании в древнем городском планировании Центральной Азии.**

Строительство городов издавна играло важную роль в политической, социально-экономической и культурной жизни народов Центральной Азии. Города - один из критериев, отражающих традиции государственности и образ жизни местного населения, которые формировались и развивались тысячелетиями. С незапамятных времен в человеческом обществе существовало много больших и малых городов, которые различались некоторыми аспектами культурного развития, разным местоположением и демографией, уровнями социально-экономической жизни. В то же время при описании городов следует отметить общие моменты. Эти ситуации можно вообразить, особенно в ныне сохранившихся частях городов, и читая из письменных источников. Это обстоятельства, при которых города окружены стенами, что определяет их внешний вид.

Обычно городские стены играют важную роль в защите населения от различных внешних угроз, управлении и поддержании социально-экономической жизни города мирным путем.

Например, следующий писатель XVI века Зайниддин Васифи пишет о Самаркандской стене: «Когда караван подошел к воротам Самарканда, они увидели город, который был очень сильным и прочным. Высота стены была настолько велика, что, если бы небесный бык прошел по ней, он разорвал бы себе чрево клюва ».



Рис 1: *Зайниддин Восифий*



Рис 2: *Сискное дело.*

Городские стены обычно окружены хлопковыми стенами. В некоторых местах также использовался кирпич. Русский историк Федор Скаби, посетивший Среднюю Азию в 1697 году, писал о Бухаре следующие слова: «Город Бухара похож на Туркестан по конструкции и высоте», - сказал он. Туркестан и другие города были засыпаны землей, на которой была возведена стена из сырцового кирпича, высота стены вместе с грунтом составляла 3,5 сарджина, а толщина - более 1,5 сарджина.

Одним из городов Бухарского ханства был Термез. Историк XVI века Хафиз Таниш Бухари описал городскую стену как «очень мощную» 3, а автор 17-го века Махмуд ибн Вали описал ее как «окруженную сильной стеной». Многие другие большие и малые города Бухарского ханства также были обнесены глинобитными стенами. Точно так же Корнило Суворов, который вернулся в Бухару в плену в середине XIX века, сказал, что «Каттакурган, Зийовуддин, Кармана, Янгикурман, Керки, Карши и Джизак также были» покрыты грязью».

Традиция ограждения городов присутствовала и в Хиве, другом ханстве Средней Азии. Энтони Дженкинсон, британский представитель Московской торговой компании, посетивший страну в XVI веке, писал об Ургенче, одном из его крупнейших городов, что «город плоский и окружен глиняными стенами длиной около 4 миль».



Рис 3: *Хофизи Таниш Бухари.*



Рис 4: *Махмуд ибн Вали.*

Русский землемер XVIII века в Хиве И. Муравин отмечал, что «под властью Хивы было восемь городов, построенных из глины, стены которых были высотой от пяти до шести локтей, а вокруг них были вырыты каналы (канавы). Эта информация подтверждается данными 1920-х гг. По их словам, города Хивинского ханства - Хазарасп, Ханка, Гурлан, Ходжайли - также окружены глинобитными стенами.

По мере развития городов их стены обновлялись. В частности, Махмуд ибн Вали, 17-й автор Керки, одного из приграничных городов Бухары, пишет: «Сейчас городская стена сломана».

В связи с этим автор XIX века А. Примечателен рассказ Вамбери о том, что город был окружен тремя стенами.<sup>10</sup> Таким образом, можно видеть, что Бухарское ханство уделяло особое внимание лучшей защите городских границ и что городская территория со временем расширялась.

Следует отметить, что городские стены постоянно ремонтируются. В этой работе задействован широкий круг населения. Еще существовала «Городская обязанность», которая предусматривала участие в ремонте городских стен.

В Ташкенте различные части городских стен были розданы жителям четырех районов города, которые постоянно ремонтировали стену.

«Укрепления вокруг городов служили для городов оборонительной и условно административной линией (границей). Условно, как уже было сказано выше, многие города были функционально тесно связаны с периметром за пределами крепостной стены. Стены цитадели были сделаны из большего количества хлопка и сырца, а толщина наверху стала тоньше. Обычно верхний уровень стен был таким, что по нему бок о бок могли ходить навкар, иногда даже два всадника. На внешней стороне стены были конусы. Кунгуры, во-первых, несли функцию блокирования защитников от вражеского огня во время осады города, а во-вторых, они возродили стиль (эстетику), создав ритм в его внешнем виде. Выступавшие снаружи стены башни тоже были функциональными - стрельба по врагу, который подошел под стеной, тоже была художественной - пластик служил пластикой архитектурной плоскости стены.

В «Джадидайской истории Ташкента» Мухаммада Салика Ташкент упоминается еще один элемент городской стены - бару.

Во многих случаях вдоль городских стен также имелся ров, залитый снаружи водой. Ров, как и стена, издавна известен как ответвление крепостной архитектуры, обеспечивающее защиту города. Например, рвы были в древних городах Хорезм, Джонбозкала и Тпакраккала. Точнее, окопы старше древности.

Историческая система большинства городов была следующей. Посередине рынок, главный центр города. Регистан тоже был здесь. Главные улицы, первые улицы, расходятся в радиальном направлении от центра. Их обычно отличает наличие ворот в крепостной стене города, а за

стеной проходит дорога, ведущая в другие города и села. Главные улицы немного прямые и немного широкие.

По мнению исследователей, с первой половины XIX века, по мере контроля городской гвардии и совершенствования огнестрельного оружия, городские стены начали терять свое военное значение.

Городские стены служили для обеспечения социально-экономического развития государств Центральной Азии. Перед городскими стенами часто ставят таможню.

#### **Использованные источники:**

1. Зайниддин Васифий. Vado'eul-vaqoe '(Редкие события), Н. из Персии. Перевод Норкулова. Ташкент 1979. 16 с.
2. Сискное дело.1697 г. О дорогэ в XIVu. Туркестанский сборник. Т.5.Спб.1869. С.399-400.
3. Хафиз Таниш Бухари. Шариф-наме-йи шакси. (Книга персидской славы). Факсимиле рукописи..Д.88 / Перевод с персидского, введение, примчания и указатели Салаксетдиновой М. А.ch. II М., 1987. с. 97.
4. Махмуд ибн Вали. Море тайн относительно доблестей благородный (География) / Введение, примечания и указания Ахмедова Б.А. Ташкент.1977. С. 34.



*Шерматов Б.Э.  
преподаватель английского языка  
кафедра «Английский язык»  
Ташкентский институт инженеров ирригации и механизации  
сельского хозяйства*

## ПРИЧИНЫ ДЛЯ ИЗУЧЕНИЯ АНГЛИЙСКОГО ЯЗЫКА

*Аннотация: В данной статье рассматриваются значения иностранных языков и методы обучения английскому языку*

*Ключевые слова: Иностранный язык, английский язык, причина, развития, методика*

*Shermatov B.E.  
Teacher of English  
Department of "English language"  
Tashkent Institute of Irrigation and Agricultural Mechanization Engineers*

## REASONS FOR LEARNING ENGLISH

*Annotation: This article examines the meaning of foreign languages and methods of teaching English*

*Key words: Foreign language, English, reason, development, methodology*

Сегодня владение английским языком - не роскошь, как это было раньше, а жизненная необходимость. Английский не учит только ленивый. Среди молодежи в возрасте от 10 до 30 английский уже очень распространен, что касается людей постарше, то англо-говорящие встречаются реже, но даже они почти наверняка знают несколько самых элементарных фраз. Отдать ребенка в 5 лет на курсы английского языка - золотое правило всех добропорядочных мам и пап уже на протяжении 10 лет. И правильно - сегодня без знания английского далеко не уйдешь: ни высокооплачиваемую работу не найти, ни в Интернете отыскать нужную информацию, ни с иностранцами пообщаться. Знание английского языка может помочь вам с честью выйти из любой ситуации практически в любой точке земного шара и, наверняка, в тех 60 странах мира, где английский стал важнейшим языком бизнеса и общения. Для 377 миллионов человек английский - первый и основной, а еще для 98 миллионов - второй язык

*Пять причин, почему нужно изучать английский:*

*Культура.* Нам необходимо вдохновляющее влияние театра Шекспира, кино, лондонских мюзиклов, пьес Бернарда Шоу, новелл Джойса, и даже американских кинотриллеров - "ибо не хлебом единым жив



человек". Знание языков развивает и обогащает личность, позволяя, с изучением нового языка, как бы обрести "вторую душу". В памяти нескольких поколений сохраняются песни Beatles на английском языке, оказавшие большое влияние на музыкальную культуру XX века. В каждом доме, от Сантьяго до Бангкока, сегодня есть мультфильмы, обучающие компьютерные программы или компьютерные игры с английским интерфейсом.

*Экономика.* В любой области нашей деятельности - промышленности, коммерции, дипломатии и культуре, международном туризме, науке и компьютерных технологиях, интернете и электронной почте - знание английского требуется ежедневно в каждой рабочей ситуации. Знание английского языка необходимо для эффективного обучения, последующей работы и улучшения качества нашей жизни.

*Бизнес.* В современном мире бизнес в значительной степени контролируется наднациональными консорциумами с многочисленными дочерними компаниями в различных странах мира. Условием приема персонала на работу является способность свободно говорить по-английски. В XXI веке просто невозможно преуспеть, не зная английского языка, являющегося сегодня средством международного общения. На английском говорят сотрудники Интерпола, авиадиспетчеры и участники спасательных работ в зонах стихийных бедствий, где точность передачи информации имеет первостепенное значение.

*Образование.* Четыре пятых информации, содержащейся в банках данных компьютеров всего мира, записано на английском языке. Почти все важные книги или статьи появляются из печати или на английском языке, или переводятся на английский.

*Доступность.* Трудно ли овладеть английским языком? Можно сказать, что очень легко. Два важных фактора способствующих легкости изучения английского: во-первых, повсюду в рекламе и по спутниковому телевидению мы видим и слышим новости и рекламу на английском языке, а во-вторых, методы преподавания английского языка иностранцам наиболее хорошо разработаны.

Английский язык - всемирно признанный язык деловых отношений. На нём говорят политики, предприниматели и специалисты из самых разных стран света. Но даже школьник прекрасно знает, что у каждого языка, как правило, есть несколько диалектов. И английский язык не исключение. Наиболее известными и распространёнными вариантами являются британский и американский английский. В чём между ними разница и какой из них предпочесть?

Они различаются незначительно: произношением и употреблением некоторых слов или отдельных звуков, некоторыми грамматическими особенностями. При этом нельзя сказать, чтобы какой-нибудь из этих диалектов был более правильным. Специалисты советуют одно: если Вы

уже начали учить какой-либо английский язык, то следует придерживаться его. Даже если другой диалект вдруг показался Вам почему-то более привлекательным. Смесь двух разных диалектов в речи - это точно самый неправильный вариант.

Какой же английский язык на сегодняшний день является более популярным и распространённым? Без сомнения, это американский вариант. Он завоевал свои позиции и приобрёл международное значение после Второй мировой войны.

В настоящее время весьма актуальной проблемой является рассмотрение методики преподавания иностранных языков, в частности, английского, а также основных тенденций её развития.

Методика обучения иностранным языкам прошла довольно сложный путь становления, и должна развиваться далее, так как застой губителен для любой науки.

Сравнение современных методов обучения играет важную роль, так как возникающие новые методики появляются на их основе и хотелось бы, чтобы в них не было тех минусов и недостатков, которые присущи современным методам.

Сравнительная характеристика важна также для выбора работы преподавателем. При таком многообразии очень трудно сделать выбор, не зная особенностей и специфики методов.

На современном этапе развития преподавания иностранных языков при выборе метода обучения необходимо исходить из особенностей коллектива, в котором он будет использоваться, необходимо учитывать личностные особенности обучаемых, их возраст, интересы, уровень подготовки, период, в течение которого будет проходить обучение, а так же техническую оснащенность учебного заведения.

Теоретическое значение исследования заключается в том, что его выводы и основные положения можно использовать в учебном процессе преподавания английского языка как способ его усовершенствования в плане методического обеспечения преподавания английского языка в средней школе.

#### **Использованные источники:**

1. Артемов В.А. Психология обучения иностранному языку, М.; Просвещение, 1969.
2. Ауэрбах Т.Д. Зачем и как изучать иностранный язык, М.; Знание, 1961.
3. Беляев Б.В. Очерки по психологии обучения иностранному языку. М.; Просвещение, 1965.
4. Богоявленский Д.Н. Психология усвоения орфографии, М. Просвещение, 1966.

*Шитова И.А.*  
*студент магистратуры 2 курса*  
*кафедра государственного и муниципального управления*  
*Институт менеджмента*  
*Оренбургский Государственный Институт*  
*Россия, г. Оренбург*

## **ПРОБЛЕМА ПСИХОЛОГИЧЕСКОЙ ГОТОВНОСТИ РОДИТЕЛЕЙ ДОШКОЛЬНИКА С ОГРАНИЧЕННЫМИ ВОЗМОЖНОСТЯМИ ЗДОРОВЬЯ К ИНКЛЮЗИВНОМУ ОБРАЗОВАНИЮ**

*Аннотация: Актуальность. В условиях инклюзивного образования требуется взаимодействие педагогов с родителями детей с ограниченными возможностями здоровья, совместная деятельность в разработке и обеспечении детского образовательного маршрута. Целью статьи определено выявление проблем и трудностей в поведении и действиях родителей.*

*Ключевые слова: инклюзивное образование; ребенок с ограниченными возможностями здоровья; доступность образования; право на образование; психологическая готовность; образовательные формы.*

*Shitova I.A.*  
*undergraduate 2 year*  
*department of state and municipal administration*  
*Institute of Management*  
*Orenburg State Institute*  
*Russia, Orenburg*

## **THE PROBLEM OF PSYCHOLOGICAL READINESS OF PARENTS OF A PRESCHOOL CHILD WITH DISABILITIES TO INCLUSIVE EDUCATION**

*Relevance. In the context of inclusive education, the interaction of teachers with parents of children with disabilities, joint activities in the development and provision of a children's educational route are required. The purpose of the article is to identify problems and difficulties in the behavior and actions of parents.*

*Key words: inclusive education; a child with disabilities; access to education; the right to education; psychological readiness; educational forms.*

В настоящее время происходят существенные изменения в сфере образования Российской Федерации связаны с новым отношением к инвалидам и детям с ограниченными возможностями здоровья (далее – ОВЗ). Проблемы специального образования сегодня являются одними из самых актуальных в работе Министерства образования и науки РФ. Конституции РФ и Законе «Об образовании» сказано, что дети с проблемами в развитии имеют равные со всеми права на образование. Важнейшей задачей модернизации является его индивидуализация и дифференциация, систематическое повышение уровня профессиональной компетентности педагогов коррекционно-развивающего обучения, а также создание условий для достижения нового современного качества общего образования [4, 6,11].

Дошкольное образование является первой ступеней в системе общего образования, именно оно является фундаментом для развития и социализация дошкольника. Дошкольный возраст является благоприятным для выявления особых образовательных потребностей у детей. Группа дошкольников с особыми образовательными потребностями чрезвычайно неоднородна. Это определяется, прежде всего тем, что в нее входят дети с разными нарушениями развития: нарушение слуха, зрения, речи, опорно-двигательного аппарата, интеллекта, с выраженными расстройствами эмоционально-волевой сферы, с задержкой и комплексными нарушениями развития.

Для того чтобы дошкольник с ОВЗ со своими особенностями мог посещать детский сад, который находится рядом с домом, необходимо создать специальные условия, которые определены в Законе «Об образовании». В настоящее время именно инклюзивное образование предусматривает доступность образования для всех вне зависимости от их физических или психических особенностей [6, 9].

Главное в инклюзивном образовании дошкольника с ОВЗ – получение образовательного и социального опыта вместе со сверстниками. Основным критерий эффективности инклюзивного образования – успешность социализации, введение в культуру, развитие социального опыта всех дошкольников.

На основе изучения теоретических и практических исследований Т.Г. Богдановой, А.А. Гусейновой, Н.М. Назаровой, мы можем утверждать, что система инклюзивного образования сталкивается с различными трудностями, такими как отсутствие доступной среды в образовательной организации, недостаточная подготовленность педагогов, отсутствие необходимого методического оснащения учебного процесса. Одним из проблемных остается вопрос психологической готовности педагогов и родителей различных категорий детей к инклюзивному образованию [8,13].

Инклюзивное образование, предполагает сформированность психологической готовности всех участников воспитательно-

образовательного процесса, а именно педагогов, родителей и ребенка. На основе психолого-педагогических исследований О.В. Вольской, Н.Ю. Флотской, С.Ю. Булановой, Н.М. Назаровой, нами выделены компоненты психологической готовности: мотивационно-ценностный, когнитивный, эмоциональный, поведенческий. Показателями мотивационно-ценностного компонента является принятие целей и задач, поведенческий компонент характеризуется преобладающим типом межличностных отношений, наличием качеств, способствующих эффективному взаимодействию участников образовательного процесса [8].

Принятие ситуации появления в семье ребенка с ОВЗ имеет свои этапы. В дошкольную организацию могут прийти родители, находящиеся на совершенно разных стадиях переживания. Понимание этого поможет педагогу рассмотреть сложившуюся ситуацию с точки зрения родителей, и общаться с ними без осуждения. Основные стадии переживания ситуации в семье: шок, отрицание, агрессия или пассивность, переживание и признание проблемы [5].

В исследованиях В. Хитрюк, Н.М. Назаровой, Е.А. Екжановой, Е.А. Стребелевой посвященных данному вопросу, отмечена необходимость тесного сотрудничества родителей и педагогов. И если для родителей нормативного ребенка дошкольная организация – это место, где он может пообщаться, поиграть с другими детьми, интересно провести время, узнать что-то новое, то для семей, воспитывающих детей с ОВЗ, дошкольная организация может быть местом, где их ребенок может полноценно развиваться и адаптироваться, приспособливаться к жизни, так как построение коррекционно-развивающей программы в детском саду обеспечивает социальную направленность педагогических воздействий и социализацию ребенка с ОВЗ [3, 5,12].

Изменения в системе образования оказывают влияние на содержание и способы взаимодействия педагогов и родителей. Включение дошкольника с ОВЗ в инклюзию определяет необходимость установления продуктивного диалога между участниками образовательного процесса. Целью взаимодействия должно быть выявление, устранение, по возможности, предотвращение различных проблем организации и осуществления обучения и воспитания детей с ОВЗ.

На современном этапе внедрения инклюзии педагоги испытывают дефицит знаний и опыта в организации и реализации воспитательно-образовательной деятельности ребенка с ОВЗ. Возникают затруднения при определении специфики образовательных потребностей ребенка с определенными видами дизонтогенеза, трудности в адаптации образовательной программы, в определении способов предъявления педагогических требований, способов выполнения задания, в определении возможности изменения вида образовательной программы, определении степени и способов участия родителей в образовательном процессе [12].



Практически все из перечисленных вопросов могут решаться более эффективно при активном включении родителей в организацию воспитательно-образовательного процесса, при формировании у родителей и педагогов открытой, партнерской позиции во взаимодействии. Трудно переоценить роль родителей в процессе адаптации ребенка к образовательной организации [6,12].

Адаптация дошкольника с ОВЗ может быть связана с большими эмоциональными и физическими затратами. Успешность адаптации во многом обусловлена и умением родителей помочь ребенку в организации педагогического процесса, в установлении взаимодействия с другими детьми группы и взрослыми; пониманием причин возможных трудностей ребенка и способностью их преодолеть или предотвратить. На успешность адаптации дошкольника будет влиять и адекватность оценки его потенциала родителями, их оптимистичный настрой, умение оказать эмоциональную поддержку.

Воспитательно-образовательный процесс подстраивается под индивидуальные образовательные потребности ребенка, используются новые подходы к обучению, применяются вариативные образовательные формы и методы обучения и воспитания. В самом инклюзивном подходе заложена необходимость изменять образовательную ситуацию, создавать новые формы и способы организации образовательного процесса с учетом особых образовательных потребностей детей. Для управления инклюзивными процессами необходимо использовать различные формы работы, диагностику и мониторинг инклюзивных процессов, формы согласования интересов всех участников образовательного процесса (дошкольников, родителей, педагогов, администрации) [3,6].

Основной принцип управления инклюзивным детским садом – принцип совместного принятия решения участниками образовательного процесса и ответственность за его выполнение [3].

Какие же пути помощи и поддержки можно предложить семье ребенка с ОВЗ в условиях дошкольной образовательной организации? Наличие педагогических структурных подразделений, позволяет дошкольной организации использовать образовательные формы, предоставляя выбор образовательных услуг, соответствующих запросам родителей и рекомендациям психолого-медико-педагогической комиссии:

Консультативный пункт, его цель создания консультативного пункта – обеспечение единства и преемственности семейного и общественного воспитания, оказание психолого-педагогической помощи родителям (законным представителям), поддержка всестороннего развития личности детей, не посещающих образовательные учреждения.

Служба ранней помощи – для детей от 2 месяцев до 4 лет. В условиях специально организованной развивающей среды узкие специалисты (учитель-дефектолог, педагог-психолог, учитель-логопед) проводят



индивидуальные и групповые занятия при участии родителей, консультируют родителей по проблемам развития и достижениям ребенка, по использованию игр и упражнений на домашних занятиях.

Лекотека, её целью является обеспечение психолого-педагогического сопровождения детей в возрасте от 2 месяцев до 7 лет с нарушениями развития для социализации, формирования предпосылок учебной деятельности, поддержки развития личности и оказания психолого-педагогической помощи родителям (законным представителям).

**Группа развития «Особый ребенок»** с целью оказания им систематической психолого-медико-педагогической помощи детям от 3 месяцев до 7 лет и их родителям.

Таким образом, одна из задач включение родителей в воспитательно-образовательный процесс дошкольной организации – это формирование у них представлений об инклюзивном образовании как о важном процессе ценностно-смысловых общественных изменений, в которые включен их ребёнок и они сами, а также сформированности психологической готовности к принятию ребенка с ОВЗ.

#### **Использованные источники:**

- 1 Баряева, Л. Б., Бгажнокова, И.М., Бойков Д.И. Обучение детей с выраженным недоразвитием интеллекта: Программно-методические материалы. [Текст] / Л. Б. Баряева, И.М. Бгажнокова и др. – М.: Владос, – 2010. – 181 с.
- 2 Вольская, О.В., Флотская, Н.Ю., Буланова С.Ю. и др. Модели реализации инклюзивного образования в современном мире [Текст] / О.В. Вольская, Н.Ю. Флотская и др. // Педагогические науки. – 2014. – №6. – С. 38-43.
- 3 Екжанова, Е.А., Стребелева, Е.А. Коррекционно-педагогическая помощь детям раннего и дошкольного возраста с неярко выраженными отклонениями в развитии: науч. мет. пос. [Текст] /Е.А. Екжанова, Е.А. Стребелева. – Санкт-Петербург: КАРО, 2016. – 336с.
- 4 Конституция Российской Федерации от 12 декабря 1993 года // Собрание законодательства Российской Федерации. – 2014. – № 31. – Ст. 4398.
- 5 Назарова Н.М. Инклюзивное образование и две концепции его реализации // Родина и особый ребенок: проблемы патриотического воспитания. – СПб., 2012. – С. 17-19.
- 6 Педагогика инклюзивного образования [Текст] /Под. ред. Н.М Назарова. – М.: ИНФРА – М, 2019. – 335 с.
- 7 Педагогика инклюзивного образования: Учебник. [Текст] / Т.Г. Богданова, А.А. Гусейнова, Н.М. Назарова и др./ Под ред. Н.М. Назаровой. – М., 2016. – 335 с.
- 8 Пенин, Г.Н. Образование для всех: смысл и ключевые направления инклюзии // Инклюзивное образование лиц с нарушениями в развитии: взгляд из Европы и России. [Текст] / Г.Н. Пенин– СПб. – 2010. – С. 22-28.

- 9 Приказ Минобрнауки России от 17 октября 2013 г. № 1155 «Об утверждении федерального государственного образовательного стандарта дошкольного образования» // Российская газета. – 2013. 25 ноября. – № 265.
- 10 Сигал, Н. Концепция инклюзивного образования детей с ограниченными возможностями здоровья в зарубежной педагогике [Текст] / Н. Сигал // Вестник Челябинского государственного педагогического университета. – 2013. – № 3. – С. 133-143.
- 11 Федеральный закон от 29 декабря 2012 г. № 273-ФЗ «Об образовании в Российской Федерации» (с изменениями и дополнениями) // Собрание законодательства Российской Федерации. – 2012. 31 декабря. – № 5 (часть I). – Ст. 7598.
- 12 Хитрюк, В. Готовность педагога к работе с «особым» ребенком: модель формирования ценностей инклюзивного образования [Текст] / В. Хитрюк // Вестник Балтийского федерального университета им. И. Канта. – 2013. – № 11. – С. 72-79.
- 13 Чернышов, М. Об инклюзивном образовании как форме интеграции образования в интересах инвалидов [Текст] / М. Чернышов // Интеграция образования. – 2013. – № 4 (73). – С. 84-90.

*Шкерина К.С.  
магистратура 2 курс  
группа УПмз-18  
Забайкальский государственный университет  
Россия, Чита*

## **ПРОБЛЕМА ОЦЕНКИ РЕЗУЛЬТАТОВ ТРУДА РАБОТНИКОВ КАЧЕСТВЕННЫМИ МЕТОДАМИ ОЦЕНКИ ПЕРСОНАЛА**

*Аннотация: В настоящей статье представлены различные методы оценки персонала. Рассмотрен метод 360 градусов, применяемый для оценки сотрудников в ООО «Медикс Групп». На основе интервьюирования сотрудников выявлено, что данный метод не может в полной мере оценить эффективность труда персонала и его компетенцию. Для более точной оценки результативности работы персонала предложен метод оценки эффективности деятельности – ассессмент-центр. Систематическая и регулярная оценка персонала положительно сказывается на мотивации сотрудников, их профессиональном развитии и росте, а результат оценки является важным элементом управления человеческими ресурсами.*

*Ключевые слова: оценка персонала, оценка эффективности деятельности персонала, метод 360 градусов, ассессмент-центр.*

*Shkerina K.S.  
Magistrate 2 course  
Group UPmz-18  
Zabaikalsky state university*

## **THE PROBLEM OF EVALUATING THE RESULTS OF EMPLOYEES ' WORK BY QUALITATIVE METHODS OF PERSONNEL EVALUATION**

*Abstract: this article presents various methods of personnel assessment. The 360-degree method used for evaluating employees in Medics Group LLC is considered. Based on interviewing employees, it was revealed that this method cannot fully assess the effectiveness of staff work and their competence. For a more accurate assessment of staff performance, the assessment center is a method for evaluating performance. Systematic and regular staff assessment has a positive impact on employee motivation, professional development and growth, and the result of the assessment is an important element of human resource management.*

*Keywords: personnel assessment, personnel performance assessment, 360-degree method, assessment center.*

Главным показателем успешной деятельности любой организации является ее прибыль, которая формируется благодаря эффективному использованию имеющихся ресурсов для производства товаров или предоставления услуг и сформированной работы персонала. Организации существуют для достижения стоящих перед ними целей, степень реализации этих целей показывает насколько эффективно применяются организационные ресурсы. Для обеспечения эффективного функционирования организации, в нем должна быть сформирована сильная команда, способная поддерживать его высокопрофессиональный авторитет.

Оценка эффективности деятельности сотрудников предоставляет возможность дать оценку работоспособности и продуктивности труда персонала организации и проанализировать, насколько эффективно применяются человеческие ресурсы организации. Тем самым, можно сказать что тема данного исследования является актуальной, т.к. при субъективной и полной оценке результатов трудовой деятельности персонала можно указать на недостатки или достоинства в работе сотрудников организации и, тем самым, повысить производительность труда в организации.

Оценка персонала – организованный процесс определения соответствия качественных характеристик персонала требованиям должности или рабочего места. Но оценка персонала не всегда включает в себя оценку эффективности деятельности персонала [6, с. 90].

Оценка результатов труда, или оценка эффективности деятельности персонала, определенных должностных лиц отличается своими целями, показателями, многообразием выявления результатов. Методы оценки должны соответствовать структуре организации, характеру деятельности персонала, целям, стоящим перед оценкой, быть простыми и понятными. Методы оценки персонала различают как методы индивидуальной оценки сотрудников и методы групповой оценки.

Методы индивидуальной оценки сотрудников – это методы, в которых в основе лежат исследования индивидуальных качеств.

Методы групповой оценки сотрудников – основанные на сравнении эффективности деятельности сотрудников внутри коллектива.

Существует три группы методов оценки персонала: количественные – фиксирующие результаты исследования в числа. Качественные, которые определяют сотрудников без использования количественных показателей и комбинированные, сочетающие в себе количественные и качественные методы [4, с. 35].

Рассмотрим наиболее популярные и легко применяемые методы оценки персонала организации.

Анкетирование – это метод оценки, заключающийся в заполнении анкеты с определенным набором вопросов, после чего анализируется отсутствие или наличие указанных черт.

Классификация – это метод оценки персонала, основывающийся на выстраивании оцениваемых по определенному критерию от лучшего к худшему, при этом им присваиваются определенные порядковые номера.

Сравнение по парам – это метод оценки, при котором выполняется попарное сравнение находящихся в одной должности кандидатов, после чего определяется количество раз, когда оцениваемый был лучшим в паре. Затем на основании полученных результатов составляется общий рейтинг группы.

Рейтинг – основывается на оценке соответствия сотрудника занимаемой должности. Он представляет собой шкалирование индивидуальных качеств персонала, в котором самый важный компонент – это список функций сотрудника. После его составления происходит изучение работы с учетом затрачиваемого на нее времени. Далее происходит оценка качеств по семибалльной шкале. [9, с. 42].

Рассмотрим применяемый метод оценки персонала в обществе с ограниченной ответственностью «Медикс Группа». Организация ООО «Медикс Группа» основана в 2000 году в городе Чита. Основное направление деятельности компании – это оснащение медицинских организаций различным оборудованием: стоматологическим, диагностическим, хирургическим, реанимационным, анестезиологическим, гинекологическим, лабораторным, а также расходными материалами.

В исследуемой организации для оценки сотрудников используется метод 360 градусов. При использовании этого метода оценку сотруднику дают «со всех сторон», не только непосредственный руководитель оценивает, но и коллеги, подчиненные, а также сам сотрудник. Эта самооценка составляет одну из самых важных частей метода.

Метод оценки 360 градусов может стать эффективным инструментом для формирования представления того, насколько сотрудник соответствует тем или иным компетенциям. Определенные формы проведения данного вида оценки могут отличаться, но его смысл состоит в том, что все оценивающие заполняют одинаковые бланки, после чего для обеспечения анонимности, обработка результатов производится с помощью компьютера. Целью данного метода является получение всесторонних, объективных результатов оценки.

Для упрощения системы оценки знаний сотрудников данным методом, можно выделить 4 шага:

1. Добавление компетенции, поведенческих индикаторов и компетенции для оценки;
2. Определение методики, выбор шкалы и уровня оценки;
3. Назначение респондентов, которые оценят своих коллег и будут оценены ими в ответ;
4. Проведение оценки, получение персональных отчетов по оцениваемым сотрудникам.

У метода 360 градусов есть свои плюсы и минусы. К плюсам метода можно отнести: всестороннюю объективную оценку, возможность оценки вклада и эффективности каждого конкретного сотрудника. Данный метод способствует доверию, более открытой обратной связи и укреплению корпоративной идентичности.

К минусам применяемого метода относят то, что оцениваются только компетенции, а не результаты деятельности, а также потребуются расходы на оплату услуг внешних консультантов. Еще одним минусом можно считать очень высокую степень конфиденциальности, так как трудно добиться откровенного мнения подчиненных [5, с. 42].

Метод 360 градусов можно использовать в случае, когда необходимо понять, кого из сотрудников можно продвигать по служебной лестнице. Это особенно актуально для больших компаний с разветвленной сетью филиалов. Анкетирование по методу 360 поможет быстро выявить тех, кто заслуживает повышения. Также этот метод используется при планировании обучения персонала, так как легко выявить сотрудников, которым не хватает знаний.

В результате оценки можно будет легко выявить сотрудников, обладающих важными компетенциями для компании, такими как: коммуникабельность, умение брать на себя ответственность. Оценить уровень взаимодействия с коллегами, степень внимательности к клиентам, проявление заботы к подчиненным, и составить план по их мотивации и удержанию.

Метод оценки 360 подойдет, если компании нужно выявить, кто из работников нуждается в повышении квалификации, переводе на другую должность. Он не поможет найти тех, кто не выполняет планы, зато поможет наметить так называемые «точки развития».

В ООО «Медикс Группа» было проведено интервьюирование с сотрудниками организации, для того чтобы выявить положительные и отрицательные моменты оценки персонала организации с помощью метода 360 градусов.

В результате интервью было опрошено 80 % сотрудников (70 человек), 20 % сотрудников (17 человек) отказались от интервью. В ходе интервью сотрудникам был задан ряд вопросов, для того, чтобы выяснить эффективность метода 360 градусов.



В результате интерпретации результатов интервьюирования, было выявлено, что все опрошенные сотрудники оценивались с помощью данного метода. При выявлении того, какие показатели оценивались, 70 % опрошенных сотрудников (49 человек) указали, что оценивались лишь личные качества персонала и отношение в коллективе, и 30 % сотрудников (21 человек) указали, что оценивались профессиональные навыки сотрудников.

Среди опрошенных (70 человек) на вопрос об эффективности деятельности персонала, 74 % сотрудников (52 человека) указали, что результативность труда с помощью данного метода оценить невозможно, т.к. сотрудники, которые оценивают коллег не всегда в курсе дел, происходящих в отделе, в котором работает оцениваемый сотрудник. И только 26 % из всех опрошенных считают, что с помощью данного метода возможно объективно оценить сотрудников компании.

Таким образом, на основе интервьюирования сотрудников ООО «Медикс Группа» можно сделать вывод, что метод оценки персонала, применяемый в данной организации, не может в полной мере оценить эффективность труда персонала и его компетенцию. При оценке сотрудника многие берут в расчет личные качества вместо того чтобы оценивать его профессиональные навыки.

Для того, чтобы более точно оценить результативность работы сотрудников в организации, необходимо внедрить метод оценки – ассесмент-центр. Данный комплексный метод исследования успешности сотрудника в профессиональной деятельности основан на оценке его поведения в различных смоделированных ситуациях. Метод довольно точно позволяет предсказать будущую успешность кандидата, при приеме на работу, разобраться в причинах снижения уровня работоспособности опытного сотрудника и определить, кто из имеющихся специалистов лучше других справится с поставленными задачами.

Оценка осуществляется при помощи специально разработанных методов, которые дают возможность сделать вывод о компетенциях человека, его профессиональных качествах. Испытуемым предлагают выполнить упражнения, для которых потребуется проявить важные для компании и конкретной должности качества, знания и навыки. Степень присутствия этих качеств оценивают специальные эксперты-оценщики, используя строгие критерии. В результате испытания делается вывод о соответствии сотрудника текущей должности.

Ценность ассесмента состоит в том, что он не только оценивает знания, но и позволяет сформировать индивидуальную программу развития каждого специалиста. При этом технологии универсальны: они работают как в крупных промышленных предприятиях, имеющих тысячи сотрудников, так и в небольших фирмах с численностью в несколько десятков человек.

Основные методы ассесмент-оценки персонала – это интервью, тестирование, деловые игры и моделирование ситуаций. Моделирующие упражнения подразумевают моделирование деловых ситуаций, которые могут возникнуть в реальной работе. Участникам необходимо выработать индивидуальное или групповое решение, найти выход из положения, продемонстрировать оригинальность, в короткий срок достигнуть цели [2, с. 27].

Опросы и тестирование способствуют получению информации о качествах, которые влияют на поведение человека в организации и обеспечивают его эффективность как кадровой единицы.

Интервью – в ходе беседы эксперт выясняет задачи и интересы сотрудника, его материальные и карьерные ожидания, связывает ли он свое будущее с данной компанией и на что готов ради достижения целей.

Подводя итоги, можно сделать вывод, что организациям периодически необходимо оценивать своих сотрудников с целью повышения эффективности их работы и определения потребностей профессионального развития. Систематическая и регулярная оценка персонала положительно сказывается на мотивации сотрудников, их профессиональном развитии и росте. Результаты оценки являются важным элементом управления человеческими ресурсами, так как предоставляют возможность принимать обоснованные решения. Выбор методов оценки персонала для каждой конкретной организации является уникальной задачей, решить которую может только руководство самой организации.

#### **Использованные источники:**

1. Базаров Т.Ю. Управление персоналом: учебник / под ред. Базарова Т.Ю., Еремина Б.Л.; – М: Юнити, 2010. – 560 с.
2. Барышникова, Е. Оценка персонала методом ассесмент-центра / Е. Барышникова. – М. : Манн, Иванов и Фербер, 2013. – 255 с.
3. Веснин, В.Р. Управление персоналом. Теория и практика/ В.Р. Веснин.– М.: Проспект. – 2008. – 688 с.
4. Ганихина Д.Ю. Оценка профессиональной компетентности/Д.Ю. Ганихина//Справочник по управлению персоналом.– 2004. – №3.– 93 с.
5. Джонс Д. Оценка 360° /Д.Джонс, Т.Козуб, У.Бирли [перевод с английского Д. Л. Раевской]. – М : Эксмо, 2009. – 329 с.
6. Егорова, А. М. Факторы конкурентоспособности предприятия и описание степени их влияния на производимую продукцию / А. М. Егорова, М. С. Егорова. – Текст: непосредственный // Молодой ученый. – 2015. – № 11.4 (91.4). – С. 89-92.
7. Кибанов А. Я. Основы управления персоналом: Учебник. – М: ИНФРА-М, 2012. – 247 с.
8. Кибанов А.Я., Захаров Д.К. Управление персоналом: учебник / А.Я. Кибанов, Д.К. Захаров: – М: ГАУ, 2013 – 412 с.

9. Мизинцева, М. Ф. Оценка персонала: учебник и практикум / М. Ф. Мизинцева, А. Р. Сардарян. – М: Издательство Юрайт, 2014 – 378 с.
10. Рогожин, М.Ю. Управление персоналом/ М.Ю. Рогожин. – М.: Индекс-Медиа.– 2007.– 303 с.

*Шкерина К.С.  
магистратура 2 курс  
группа УПмз-18  
Забайкальский государственный университет  
Россия, Чита*

## **РОЛЬ ПЕРСОНАЛЬНОГО РАЗВИТИЯ В ОРГАНИЗАЦИИ**

*Аннотация: Данная статья посвящена теме персонального развития сотрудников. В исследуемой организации ООО «Медикс Группа» в качестве метода персонального развития сотрудников используется планирование деловой карьеры. Рассмотрены два главных принципа карьерного роста: вертикальный и горизонтальный тип. На основе интервьюирования персонала выявлено, что подавляющее большинство опрошенных сотрудников знают, как правильно спланировать свою карьеру и достигнуть в итоге желаемых результатов. Правильно спланированная стратегия профессионально-делового развития и карьерного роста сотрудника обеспечивает нахождение своего места в системе управления фирмы, мотивирует и стимулирует персонал к эффективной реализации потенциала в выбранной сфере деятельности.*

*Ключевые слова: повышение квалификации, персональное развитие, планирование деловой карьеры, вертикальная карьера, горизонтальная карьера.*

*Shkerina K.S.  
Magistrate 2 course  
Group UPmz-18  
Zabaikalsky state university  
Russia, Chita*

## **THE ROLE OF PERSONAL DEVELOPMENT IN THE ORGANIZATION ON THE EXAMPLE OF «MEDICS GROUP LLC»**

*Abstract: This article is devoted to the topic of personal development of employees. In the organization under study, Medics Group LLC uses business career planning as a method of personal development of employees. Two main principles of career growth are considered: vertical and horizontal type. Based on the interviewing of the staff, it was revealed that the vast majority of employees surveyed know how to plan their career correctly and achieve the desired results in the end. A well-planned strategy for professional and business development and career growth of an employee ensures that they find their place in the*

*company's management system, motivates and encourages staff to effectively realize their potential in the chosen field of activity.*

*Keywords: professional development, personal development, business career planning, vertical career, horizontal career.*

Одна из главных целей любой организации – это эффективное выполнение поставленных задач, для которых требуются компетентные люди, способные развиваться и как сотрудники, и как личности. Современные российские компании стали сложной системой, успех которой в большой степени обусловлен развитием персонала. Развитие сотрудников в организации представляет собой одну из форм проявления присутствия организационной культуры и важнейшим условием успешного функционирования любой компании.

Развитие профессиональных навыков у сотрудников – это главное капиталовложение организации, от которых она ожидает отдачи в виде повышения производительности, и как следствие увеличения вклада каждого сотрудника в достижение организационных целей.

Получаемая прибыль, формирующаяся в условиях рационального использования имеющихся ресурсов для создания товаров или услуг, и организованной группы персонала с высокой эффективностью работы, относится к ключевым показателям успешности деятельности организации. И компания, которая ставит себе цель достигнуть эти показатели, стремится снизить затраченные ресурсы до минимума и получить максимальную прибыль [4, с. 22].

В связи с систематическим внедрением усовершенствованных товаров, работ, услуг и методов их производства (передачи), новых или значительно усовершенствованных производственных процессов, в настоящее время многие организации сталкиваются с проблемой, когда большая часть сотрудников теряет профессиональные навыки из-за неспособности освоить новую информацию в сжатые сроки.

Для успешного решения вопросов персонального развития сотрудников компании в современных условиях необходимы эффективные методы, например, повышение квалификации рабочих кадров.

Повышение квалификации – это один из видов профессионального обучения работников предприятия, которое проводится с целью повышения уровня теоретических знаний, совершенствования практических навыков и умений сотрудников организации в связи с постоянно повышающимися требованиями к их квалификации.

Иногда под повышением квалификации подразумевают только то, обучение, которое организовано на рабочем месте или в рамках специальных учебных заведений. В повышение квалификации необходимо включать и обмен опытом, и самообучение, чтение специальной литературы [2, с. 72].

Организации должны создавать специальные методы и системы управления персональным развитием, управление профессиональным обучением, подготовкой резерва руководителей, планирование и развитие карьеры.

Получение в процессе профессиональной подготовки новых знаний способствует общему интеллектуальному развитию человека, расширяет его эрудицию, что ведёт к улучшению работы.

Для более полного представления о методах персонального развития сотрудников в организации, рассмотрим данный процесс на примере общества с ограниченной ответственностью «Медикс Группа».

ООО «Медикс Группа» основана в 2000 году в городе Чита. Основное направление деятельности компании продажа и оснащение медицинских организаций различным оборудованием: стоматологическим, диагностическим, хирургическим, реанимационным, анестезиологическим, гинекологическим, лабораторным, а также расходными материалами.

В исследуемой организации ООО «Медикс Группа» в качестве метода персонального развития сотрудников используется планирование деловой карьеры.

Под планированием деловой карьеры подразумевается определение путей, ведущих к достижению ее цели. Этот метод является важной частью системы развития персонала, которая выгодна не только работнику, но и всей компании. Если сотрудник видит перспективы, имеет четкий план карьерного продвижения, то растет его удовлетворенность работой и лояльность к организации, а значит и повышается эффективность труда.

Процесс планирования индивидуальной карьеры начинается с выявления у сотрудников потребностей и интересов, потенциальных возможностей, на основе чего формулируются основные цели карьеры, с учетом перспектив организации и объективных личных данных. Затем самостоятельно или с помощью руководителя и при консультации специалиста по работе с персоналом определяются варианты продвижения по службе [9, с. 54].

Цель управления деловой карьерой персонала в рамках организации – это реализация кадрового обеспечения деятельности, формирование у персонала установки на достижение успеха, умения работать в команде, обеспечение на этой основе высокой производительности труда и эффективного функционирования предприятия в целом.

Простой формой управления деловой карьерой персонала служит ротация сотрудников по новым должностям и отделам фирмы в форме реализации проектного управления [10, с. 45].

Как показывает опрос сотрудников в ООО «Медикс Группа», проведенный методом интервьюирования, не все работники знают свои перспективы в коллективе. Это говорит о недостаточности развития сотрудника внутри компании.



В результате интервью было опрошено 55 % сотрудников – 48 человек.

45 % сотрудников – 39 человек отказались от интервью. В ходе интервью сотрудникам был задан ряд вопросов, для того, чтобы понять удовлетворенность сотрудника, а также определить перспективы развития, критерии оценки работы, закрепить список основных задач сотрудника и мотивировать на дальнейшую успешную работу в компании.

Вопросы, заданные во время интервью:

1. Что в вашей работе нравится больше всего?

Если понять, что сотруднику нравится больше, можно выстраивать стратегию его дальнейшей работы вокруг этих навыков. Тем самым позволяя дальше развиваться в том, что ему интересно.

2. Чему Вы научились на работе, а чему еще хотите научиться?

Отвечая на этот вопрос, сотрудник размышляет о собственном развитии и карьере. Исходя из ответов на данный вопрос можно сделать вывод, что некоторые из сотрудников амбициозны и постоянно хотят двигаться вперед, кому-то периодически интересно узнать больше, но есть и те, кто просто хочет доработать и пойти домой.

Чтобы понять, к какому из типов относятся сотрудники компании, были заданы следующие вопросы:

3. Какая еще работа в компании привлекает?

4. Как Вы думаете, какие навыки нужны для этих позиций?

5. Каких навыков Вам не хватает, чтобы занять эти позиции или взять на себя какие-то интересующие задачи из этой области?

6. Почему Вы продолжаете работать здесь?

7. Когда в последний раз Вы думали об увольнении, что натолкнуло вас на такие мысли?

Простые на первый взгляд вопросы на самом деле могут вогнать сотрудника в ступор, потому что вряд ли он размышлял об этом ранее.

В результате интерпретации интервью, было выявлено, что 68 % опрошенных сотрудников компании удовлетворены работой, хотят развиваться, осваивать новые специальности, и не хотят менять место работы.

32 % практически ничего не делают для того чтобы развиваться, не хотят ничему учиться, их не интересует ничего, кроме выполняемой работы. Такие сотрудники чаще думают об увольнении, их не устраивает заработная плата или занимаемая должность.

Основываясь на результатах интервью, можно сделать вывод о том, что подавляющее большинство опрошенных сотрудников ООО «Медикс Групп» знают, как правильно спланировать свою карьеру и достигнуть в итоге желаемых результатов.

Есть два главных принципа карьерного роста: вертикальный и горизонтальный тип.

Вертикальный тип. В общепринятом понимании – это карьера от низшей должности к высшей. Например, сотрудник приходит в компанию ассистентом, а в будущем становится руководителем отдела. Как правило, рост происходит внутри одной и той же компании либо в одной и той же области. Вместе с должностью повышаются объём ответственности, и конечно, уровень зарплаты.

У вертикального типа карьеры есть свои плюсы и минусы. К плюсам можно отнести: возможность решения амбициозных задач, управление другими людьми и принятие финансовых решений, большие возможности для развития сотрудника как личности. Вертикальный рост возможен в любой компании, в любой профессиональной сфере.

К минусам вертикального типа карьеры относят: ответственность за работу подчинённых, принятие непростых кадровых решений – выбор кандидата на работу, или на увольнение.

Горизонтальный тип карьеры – это расширение ответственности сотрудника в рамках одного отдела либо углубление его компетенции. Сотрудник начинает свою карьеру, как молодой специалист, в процессе работы «прокачивает» навыки, учится новому, концентрируется на определенной теме и становится профессионалом с узкой специализацией.

К плюсам горизонтального типа относят: нахождение сотрудника в процессе постоянного самообразования, делегирование обязанностей, консультирование, участие в принятии важных решений, а также увеличение зарплаты.

К горизонтальному росту относятся повышение разрядов, категорий, присвоение научной степени.

Еще один вариант горизонтальной карьеры – когда сотрудник пробует как специалист совершенно разные направления и компетенции, пока не найдет что-то по-настоящему свое.

К минусам такого типа карьеры можно отнести то что авторитет в отделе может расти, но при этом повышения должности сотрудник не получает и остается в вечном подчинении.

Важно отметить, что часто один тип карьеры не может существовать без второго. Например, сотрудник начинает строить вертикальную карьеру, накопив достаточную профессиональную базу за годы «горизонтального роста» [5, с. 34].

В ООО «Медикс Группа», чаще всего используется горизонтальная карьера. Сотрудники организации, показав себя как высококвалифицированные специалисты, получают более престижные высокооплачиваемые должности. Например, сотрудник, начиная свою карьеру в данной организации с должности менеджера сервисной службы постепенно становится помощником сервисной службы, затем инженером и так далее.

Сотрудники, начиная карьеру в ООО «Медикс Группа» с должности администратора, положительно показав себя в работе и проявив инициативу двигаются вверх по карьерной лестнице. Видя перед собой перспективы, молодые специалисты набираются опыта, выдвигают инновационные идеи, способствующие росту компании, и организация предоставляет им возможность проявить себя в более ответственных задачах и постепенно занять руководящую должность. Такой тип карьеры называется вертикальным.

Таким образом, можно говорить, что основной целевой установкой при системном управлении сотрудниками фирмы является развитие деловой карьеры с помощью выдвижения сотрудника «вверх», а также целенаправленное развитие профессиональных качеств в соответствии с потребностями фирмы.

Правильно спланированная стратегия профессионально-делового развития и карьерного роста сотрудника обеспечивает нахождение своего места в системе управления фирмы, мотивирует и стимулирует персонал к эффективной реализации потенциала в выбранной сфере деятельности.

Эффективность деятельности сотрудников организации зависит от соответствия их возможностей тому объему ответственности, который им поручен в рамках деятельности организации. Данное соответствие обеспечивается эффективным подбором сотрудников, их профессиональным обучением, развитием в рамках планирования их карьеры.

#### **Использованные источники:**

1. Ворожейкин И.Е. Управление социальным развитием организации / И.Е. Ворожейкин М.: ЮНИТИ, 2011. – 286 с.
2. Глухова И.В. Обучение персонала в организации: компетентностный подход // Изв. Гомельского гос. ун-та им. Ф. Скорины / И.В. Глухова – 2018. – № 2. – 223 с.
3. Гончаров В. В. Руководство для высшего управленческого персонала / В.В. Гончаров – М: МНИИПУ, 2012. – 345 с.
4. Дорофеев В.Д. Особенности обучения персонала в современных компаниях / В.Д. Дорофеев С.С. Ткачук. – 2017. – 230 с.
5. Кравченко К. А., Управление крупной компанией: учебное пособие/ А.К. Кравченко, В.П. Мешалкин М.: Академический проект, 2010. – 351 с.
6. Кибанов А. Я. Основы управления персоналом: Учебник / А.Я. Кибанов – М: ИНФРА-М, 2012. – 247 с.
7. Кибанов А.Я. Управление персоналом: учебник / А.Я. Кибанов, Д.К. Захаров: – М: ГАУ, 2013 – 412 с.
8. Ламскова О.М. Мотивация в обучении и развитии персонала // Мотивация и оплата труда./ О.М. Ламскова – 2015. – № 4. – 297 с.
9. Пимякова Ю.Э. Система обучения персонала основа эффективной деятельности организации / Ю.Э. Пимякова, И.М. Харченко // Современные

тенденции развития науки и производства : сб. материалов III междунар. науч.-практ. конф. – 2016. – 320 с.

10. Родин Д.В. Современные стратегии обучения персонала организации: теория и практика / Д. В. Родин – 2017. – № 11. – 1375 с.

*Шрейдер И.М*  
*студент*  
*РГЭУ «РИНХ»*  
*Россия, г. Ростов-на-Дону*

## **РАЗВИТИЕ МАЛОГО ПРЕДПРИНИМАТЕЛЬСТВА В РОССИИ: ПРОБЛЕМЫ И ПУТИ ИХ РЕШЕНИЯ**

*Аннотация. Формирование малого бизнеса - одно из перспективных направлений социально-экономического развития страны. В статье анализируются текущие условия и препятствия для развития малого бизнеса в России. Рассматриваются вопросы развития малого предпринимательства в России.*

*Проведен анализ текущего состояния малых и средних предприятий в Российской Федерации, проанализирована статистика изменения количества микропредприятий и малых предприятий в 2017-2020 годах, структура малых и средних предприятий в Российской Федерации за период с 01.01.2017 по 10.01.2020. Сделан вывод о том, что развитие малых и средних предприятий в Российской Федерации замедлилось и необходимо совершенствовать систему государственной поддержки.*

*Ключевые слова: предпринимательство; малый бизнес; предпринимательство в России; статистика малого бизнеса; роль малого бизнеса.*

*Schrader I. M.*  
*student*  
*Russia, Rostov-on-don*

## **THE DEVELOPMENT OF SMALL ENTREPRENEURSHIP IN RUSSIA: PROBLEMS AND WAYS OF THEIR SOLUTION**

*Annotation. The formation of small business is one of the promising areas of the country's socio-economic development. The article analyzes the current conditions and obstacles for the development of small business in Russia. The issues of small business development in Russia are considered.*

*The analysis of the current state of small and medium-sized enterprises in the Russian Federation was carried out, the statistics of changes in the number of micro-enterprises and small enterprises in 2017-2020, the structure of small and medium-sized enterprises in the Russian Federation for the period from 01.01.2017 to 10.01.2020 were analyzed. It is concluded that the development of small and medium-sized enterprises in the Russian Federation has slowed down and it is necessary to improve the system of state support.*

*Keywords: entrepreneurship; small business; entrepreneurship in Russia; small business statistics; the role of small businesses.*

Бизнес - это система определенных подсистем, которые представлены малыми, средними и крупными предприятиями. Из всех этих элементов малое предпринимательство является наиболее мобильным и уязвимым для внешних изменений. Однако из-за своей уязвимости к внешним изменениям оно часто становится нестабильным.

Во многих странах малый бизнес является основой экономического развития и обеспечивает динамичный рост. Россия занимает одно из последних мест в ряду показателей развития малого бизнеса, что свидетельствует о недостаточном его развитии в стране. Это существенно сокращает переход России к инновационной экономике.

На протяжении всего своего существования малым предприятиям отводились различные социально-экономические роли, и малые предприятия составляют основу социально-экономических преобразований. Например, общее благополучие современного государства зависит от уровня развития малого бизнеса. Малый бизнес также важен для подавляющего большинства экономически активного населения.

Малый бизнес - это относительно небольшой вид предпринимательской деятельности [10]

(некрупные фирмы), формально не входящие в объединения. Более широкое определение этого понятия можно дать так: «Малый бизнес - это система экономически изолированных малых и средних предприятий, которые ориентированы на рынок и формируют структуру и объем производства под влиянием потребительского спроса на товары и услуги, административно независимые от государственных и других учреждений» [7].

Для предпринимательства характерно обязательное наличие инновационного момента - будь то производство нового продукта, изменение профиля работы или создание новой компании. Новая система производства и управления качеством, внедрение новых методов производства или новых технологий также являются инновационными моментами. Таким образом, можно сделать вывод, что для малого бизнеса инновации являются важным и необходимым компонентом, важной характеристикой для начала и развития бизнеса.

Малый бизнес в России сегодня представлен разными категориями бизнеса, как по количеству сотрудников, так и по размеру получаемого дохода. Критерии отнесения компаний к субъектам малого предпринимательства установлены Федеральным законом от 24 июля 2007 г. № 209-ФЗ «О развитии малого и среднего предпринимательства в Российской Федерации».



К субъектам малого предпринимательства (далее - МСП) относятся следующие хозяйствующие субъекты: малые предприятия; микропредприятия; средние предприятия. Если говорить об организационно-правовой форме, то согласно действующему законодательству к малому предпринимательству относятся: хозяйственные общества; хозяйственные партнерства; производственные кооперативы; потребительские кооперативы; крестьянские (фермерские) хозяйства; индивидуальные предприниматели.

В настоящее время законодательством предусмотрено три условия отнесения юридических лиц и индивидуальных предпринимателей к МСП:

- доля других лиц в уставных капиталах обществ, хозяйственных товариществ;
- среднесписочная численность сотрудников;
- доходы от предпринимательской деятельности.

Вопросы развития малых компаний активно обсуждаются в научных публикациях уже ни один год. Например, поиску наиболее эффективных путей поддержки малых предприятий посвящены труды В.И. Бобошко [3, 4], критическая оценка проблем малого бизнеса проведена в статьях Н.Ю. Шадченко [14], М.Н. Безугловой, Ю.А. Маркарьян [2], А.В. Сухопаровой [12], Л.Г. Риполь-Сарагоси, Н.Н. Коренякиной [11], Н.К. Чистяковой [13], вопросы налогообложения малого бизнеса рассматриваются в работе Е.В. Беликова и М.В. Чуб [1], проблема подготовки кадров для малого бизнеса освещена в публикации Е.С. Куликовой и О.А. Дурандиной [8].

Изучение проблем, имеющих в деятельности малых и средних предприятий, и накопившихся за последние десять-пятнадцать лет, а также условий, в которых им приходится осуществлять свою деятельность в настоящее время, позволяет систематизировать направления, ограничивающие развитие малого бизнеса в России. К ним относятся: рыночные, ресурсные, правовые, финансовые, административные, организационные, инфраструктурные, информационные и налоговые ограничения [5].

К настоящему времени выявлен ряд причин, тормозящих развитие малого бизнеса в России:

- тяжелая экономическая и финансовая ситуация в стране;
- слабая правовая защита предпринимателей;
- слабые юридические и экономические знания самих предпринимателей;
- негативное отношение к предпринимателям со стороны части населения;
- спад производства;
- слабые меры государственной поддержки малого бизнеса;
- снижение покупательной способности населения на массовые товары (из-за кризиса в стране);

- плохая деловая этика как в бизнесе, так и в государственном секторе. Развитию малого бизнеса в России также препятствует несовершенство налоговой системы в отношении малого бизнеса, а именно:

- неразвитые механизмы налогообложения и перераспределения налогов;

- постоянно меняющееся налоговое законодательство;
- сложность и расплывчатость принятых законов в налоговой сфере;
- высокие суммы налога;
- неразвитый сервис по организации работы налоговых ведомств.

Поддержание малого и среднего бизнеса - одна из основных проблем, стоящих перед российской экономикой. Доля страны в ВВП в этом секторе составляет менее 25% [15, с. 542-547].

В России уровень развития малых и средних предприятий не соответствует имеющемуся потенциалу, что затрудняет решение экономических и социальных проблем, влияющих на уровень жизни населения страны [8, с. 381-383].

По официальным данным ФНС России, количество субъектов малого бизнеса, в том числе индивидуальных предпринимателей, в период с 10.01.2017 по 10.01. 2020 г. незначительно колебалось при условии принятия государственных мер по поддержке малого бизнеса (рисунок 1).

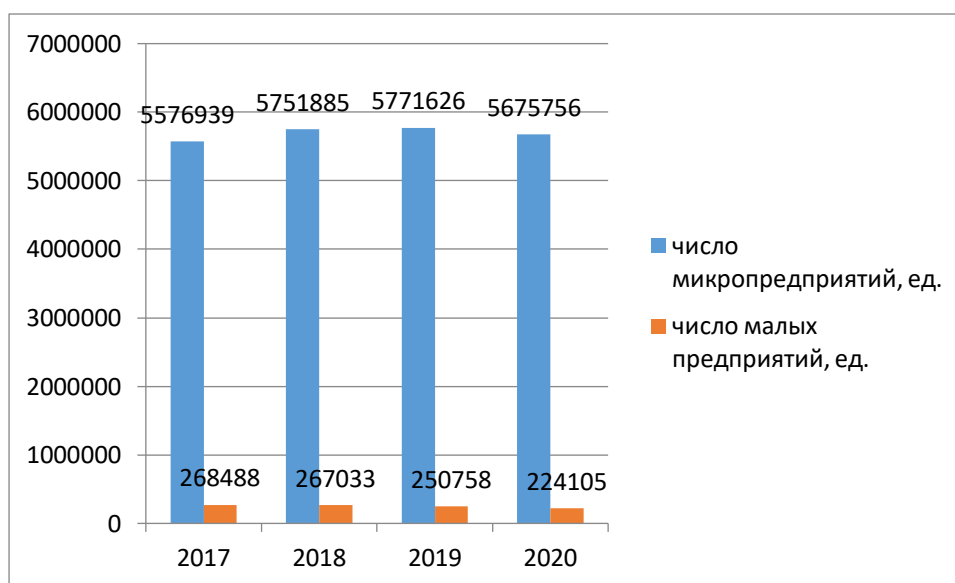


Рисунок 1 – Динамика численности малых и средних предприятий в РФ за период 01.01.2017-10.01.2020 гг.

За период с 10.01.2017 по 10.01. 2020 г. количество микропредприятий выросло на 1,77% до 5 675 756 единиц, а количество малых предприятий сократилось на 16,53% до 224 105 единиц.

В 2017-2018 годах на микропредприятия (юридические лица и ИП) приходилось более 95% всех малых предприятий, на малые предприятия -

4-5%, на средние предприятия - 0,3-0,4%. В 2019 году наблюдались существенные изменения в структуре малых и средних предприятий: доля микропредприятий выросла до 99,22%, доля малых предприятий снизилась с 4,5% в 2018 году до 0,78% в 2019 году, а доля средних предприятий снизилась с 0,31% до 0,01% (таблица 1).

Таблица 1 - Структура малых и средних предприятий в РФ за период 01.01.2017-10.01.2020 гг. [6]

Виды предприятий	10.01.2017		10.01.2018		10.01.2019		10.01.2020	
	Ед.	Уд.вес, %	Ед.	Уд.вес, %	Ед.	Уд.вес, %	Ед.	Уд.вес, %
Число малых и средних предприятий, ед.	5865780	100	6039216	100	6041195	100	3388195	100
Число микропредприятий, ед.	5576939	95,08	5751885	95,24	5771626	95,54	3361628	99,22
Число малых предприятий, ед.	268488	4,58	267033	4,42	250758	4,15	26263	0,78
Число средних предприятий, ед.	20353	0,35	20298	0,34	18811	0,31	304	0,01

Исходя из выявленных проблем развития МСБ, к основным направлениям поддержки сектора можно отнести:

- совершенствование стратегических и тактических аспектов управления развитием малых и средних предприятий, включая объективную оценку регулирующего воздействия при принятии законодательных актов в налоговой сфере, при корректировке законодательства, налагающего дополнительную финансовую нагрузку на МСБ, и при введении механизмов, обеспечивающих стабильные условия для развития отрасли и др.;

- разработку для малого и среднего бизнеса системы анализа уровня его развития и эффективности соответствующих применяемых мер;

- реализация мер финансовой поддержки сектора МСП, которые могут иметь мультипликативный эффект; в то же время такие механизмы, как микрофинансирование, факторинг и лизинг, нуждаются в дальнейшем развитии.

- устранение неоправданных административных барьеров (необходимо разработать систему оценки реального влияния правовых актов на предпринимательскую деятельность);

- совершенствование механизмов предоставления необходимых ресурсов малому бизнесу;

- развитие элементов инфраструктуры для поддержки малого и среднего предпринимательства;
- повышение эффективности системы государственных закупок и системы закупок субъектов естественных монополий и компаний с государственным участием;
- расширение мер поддержки экспортно-ориентированных МСБ;
- поощрение населения к предпринимательству.

**Использованные источники:**

1. Беликова Е.В., Чуб М.В. Оценка современного состояния налогообложения и проблем администрирования малого бизнеса в РФ // журнал «Бизнес. Образование. Право», 2017 № 4 (41). С. 116-122.
2. Безуглова М.Н., Маркарьян Ю.А. Проблемы малого бизнеса и его роль в социально-экономическом развитии национальной экономики // журнал «Наука и образование: хозяйство и экономика; предпринимательство; право и управление», 2017 № 1 (80). С. 11-13.
3. Бобошко В.И. Финансовая поддержка как основа обеспечения экономической безопасности субъектов малого и среднего предпринимательства // журнал «Инновационное развитие экономики», 2017 № 5 (41). С. 186-190.
4. Бобошко В.И. Роль институциональной поддержки малого бизнеса в условиях экономического кризиса // журнал «Мировая экономика: проблемы безопасности», 2016 № 1. С. 85-88.
5. Быковская Ю.В. Проблема картелизации Российской экономики: пути решения // журнал «Конкурентоспособность в глобальном мире: экономика, наука, технологии», 2017 № 8-3 (55). С. 22-27.
6. Единый реестр субъектов малого и среднего предпринимательства. [Электронный ресурс]. Режим доступа: <https://ofd.nalog.ru/index.html/> (дата обращения: 10.07.2020).
7. Корельский В.Ф., Гаврилов Р.В. Биржевой словарь: В 2 т.-М., 2000.
8. Куликова Е.С., Дурандина О.А. К проблеме профессиональной подготовки специалистов в сфере малого бизнеса // журнал «Аграрное образование и наука», 2017 № 4. С. 5.
9. Пашаева С.С. Проблемы кредитования сегмента МСБ в России // Научный электронный журнал Меридиан, 2020. № 7 (41). С. 381-383.
10. Райзберг Б.А., Лозовский Л.Ш., Стародубцева Е.Б. Современный экономический словарь.-М., 2003.
11. Риполь-Сарагоси Л.Г., Коренякина Н.Н. Проблемы и инструменты поддержки малого бизнеса в современных условиях // журнал «Наука и образование: хозяйство и экономика; предпринимательство; право и управление», 2017 № 8 (87). С. 21-24.
12. Сухопарова А.В. Малый бизнес глазами предпринимателей: динамика оценки важности проблем в кризисные периоды // журнал «Управленческие науки», 2017. Т. 7 № 1. С. 19-25.

13. Чистякова М.К. Малый бизнес в сфере АПК: проблемы развития на современном этапе // журнал «Вестник сельского развития и социальной политики», 2017 № 3 (15). С. 97-99.
14. Шадченко Н.Ю. К вопросу о проблемах развития малого и среднего бизнеса в России на современном этапе // журнал «Базис», 2018 № 1 (3). С. 5-8.
15. Шарыпова Т.Н., Чигрина Д.С. Поддержание малого и среднего бизнеса в России // Аллея науки, – 2019. Т. 3. № 1 (28). С. 542-547.

*Шрейдер И.М.  
студент  
РГЭУ «РИНХ»  
Россия, г. Ростов-на-Дону*

## **ЗАРУБЕЖНЫЙ ОПЫТ ГОСУДАРСТВЕННОЙ ПОДДЕРЖКИ МАЛОГО ПРЕДПРИНИМАТЕЛЬСТВА**

*Аннотация: В данной статье исследуются особенности функционирования малого бизнеса в странах с развитой экономикой. Проанализированы программы поддержки малого бизнеса. Определены основные направления развития поддержки малого бизнеса.*

*Ключевые слова: малый бизнес, международный опыт, государственная поддержка предпринимательства, инструменты государственной поддержки.*

*Schrader I. M.  
student  
Russia, Rostov-on-don*

## **FOREIGN EXPERIENCE OF STATE SUPPORT FOR SMALL BUSINESSES**

*Annotation: This article examines the features of the functioning of small businesses in countries with developed economies. Small business support programs are analyzed. The main directions of development of support for small business have been determined.*

*Keywords: small business, international experience, state support for entrepreneurship, state support instruments*

В современных рыночных условиях малый бизнес - наиболее гибкая и массовая форма деловой активности населения, помогающая совершенствовать рыночные механизмы, расширять конкурентную среду, насыщать местные рынки необходимыми товарами, снижать безработицу и ускорять научно-технический прогресс [2].

Эти характеристики малого бизнеса обеспечивают стабильность в обществе и определяют условия социально-экономического развития современных экономических систем.

Как показывает зарубежный опыт, поддержка со стороны государства - необходимое условие формирования стабильного и перспективного сектора малого бизнеса. Кроме того, государственное регулирование



развития малого бизнеса является одним из основных приоритетов экономической политики в этих странах.

В этом контексте представляет интерес анализ опыта государственной поддержки малого бизнеса в ведущих зарубежных странах, чтобы показать преимущества и недостатки существующей системы поддержки этого сектора в России и выявить возможность использования рассмотренных инструментов поддержки в отечественной практике.

В большинстве экономически развитых стран малый бизнес служит основой стабильного экономического развития и одной из движущих сил создания рабочих мест, общего предпринимательства и инноваций. Например, в Соединенных Штатах Америки (далее США) около 53% общей рабочей силы занято в секторе малых и средних предприятий, в Японии - 71,7%, а в странах Европейского Союза (далее - ЕС) только малые предприятия составляют почти половину рабочей силы.

В настоящее время малые и средние предприятия составляют от 70 до 90% от общего числа предприятий в развитых странах.

Сегодня большое внимание уделяется малому бизнесу. Многие небольшие компании ни в коем случае не уступают крупным по техническому оснащению и производительности и все больше становятся звеньями крупного общественного производства. В развитых странах малый бизнес выступает в качестве так называемого двигателя экономического развития, создавая рабочие места для среднего класса, сокращая безработицу и бедность в развивающихся странах, создавая конкуренцию, генерируя инновации, например, в Японии и Китае и т. д. В связи с этим правительства всех стран заинтересованы в развитии малого бизнеса, создании эффективной системы государственной поддержки субъектов малого предпринимательства с целью стабилизации своих экономик.

Многие страны добились благоприятных результатов в социально-экономическом развитии благодаря созданию малых предприятий, созданию необходимых условий для их развития и действенным мерам государственной поддержки. Например, Сингапур, Япония и Мексика создали новые рынки товаров и услуг за счет малых предприятий, в то время как Китай, Польша и Венгрия осуществили последовательные реформы в различных системах. Таким образом, именно зарубежный опыт поддержки малого бизнеса позволяет учитывать все положительные и отрицательные результаты при формировании определенных программ и структур в сфере поддержки малого бизнеса.

В каждой стране развитие малых и средних предприятий имеет свои особенности, на него влияет множество факторов. Тип и характер предпринимательской деятельности вытекают из типологических систем общественного развития, которые характеризуются не только чисто экономическими законами, но и другими факторами, такими как

социальные, исторические, национальные, культурные и многие другие. Мировая практика убедительно показывает, что малые и средние предприятия в странах с развитой рыночной экономикой серьезно влияют на развитие национальной экономики, решают социальные проблемы и увеличивают численность занятых [7, с.98].

В странах с рыночной экономикой государство поддерживает малые и средние предприятия по ряду направлений [1; 3; 4;5; 7; 9 и др.].

В капиталистических странах нынешнее состояние МСП стало результатом процесса эволюции, который произошел снизу, и лишь относительно недавно государство, сознавая важность и необходимость малых и средних предприятий для развития экономики, приступило к поиску путей воздействия на них с помощью государственной системы стимулирования и поддержки. При этом малые и средние предприятия работают в постоянном взаимодействии с властью на всех уровнях — национальном, региональном и местном [8, с. 280].

В большинстве стран поддержка малого бизнеса направлена прежде всего не на прямые субсидии или финансовые ресурсы, а на создание благоприятных условий для нормального функционирования малого бизнеса.

Таким образом, опыт отдельных стран и ЕС в целом показывает, что малый бизнес является важным звеном в экономике.

Для малых предприятий объем и качество предлагаемых бизнес-услуг должны быть максимально адаптированы к реальным потребностям и требованиям. При этом необходимо не только оказать поддержку в формировании нового поколения предпринимателей, но и создать условия для развития малых и средних предприятий, имеющих потенциал для роста и превращения таких предприятий в очаги обновления экономики страны.

Правительства многих индустриально развитых стран на законодательном уровне закрепили доступность для малого предпринимательства кредитов, технической поддержки и рынков сбыта, а также использование фискальных стимулов.

Возрастающая роль малого бизнеса привела к тому, что большинство развитых стран ЕС признали необходимость в конкретной политике, основными целями которой были:

- создание новых рабочих мест;
- экономический рост малого бизнеса;
- привлечение иностранных компаний и инвестиций;
- модернизация производства;
- повышение международной конкурентоспособности отечественного малого бизнеса;
- инновационная деятельность.

Наиболее широко представлены в таблице 1, применяемые в развитых странах, инструменты государственного регулирования предпринимательства в направлении повышения его инновационности.

Таблица 1- Инструменты государственного регулирования предпринимательства, применяемые в развитых странах

Инструменты ГЭП	Применяющие страны
Право государственных НИИ участвовать (учреждать) коммерческие инновационные К <sup>о</sup>	Дания, Испания, Норвегия, Россия, Франция, Швеция
Стимулирование создания СП НИИ и бизнес-структурами	Великобритания, Германия, Дания, Ирландия, КНР, США, Франция, Швеция.
Стимулирование применения инновационных технологий на уровне МСП	Великобритания, КНР, США, Франция
Стимулирование деятельности организаций-посредников между бизнесом и создателями инновационных технологий	Великобритания, Германия, ЕС, КНР, США, Швеция.
Поддержка технопарков и технологических инкубаторов	Германия, Дания, Индия, КНР, Швеция.
Прямое финансирование инновационных предприятий (гранты, льготные займы, прочие программы финансирования)	ЕС, Индия, КНР, Норвегия, Россия, США, Франция, Швеция.
Финансовая поддержка венчурных предприятий в инновационной сфере	ЕС, Индия, Норвегия, Швеция
Стимулирование патентования	Германия, США, Франция, Швеция
Поддержка авторов-разработчиков дополнительными выплатами при коммерческом использовании их изобретений	Греция, Дания, КНР, Норвегия, Франция
Разрешение участия госслужащим в НИИ в коммерческой деятельности по внедрению научных разработок	Великобритания, Греция, Дания, КНР, Франция
Налоговые льготы инновационным предприятиям	ЕС, КНР, Норвегия, Россия, США
Отнесение инновационной политики к компетенции специально созданных государственных органов	ЕС
Информационная и методическая поддержка участников инновационной деятельности	ЕС, КНР, Россия, США

В каждой зарубежной стране есть свои программы и структуры государственной поддержки малого и среднего предпринимательства.

В США с 1953 г. действует Закон о поддержке малого бизнеса, и в то же время была создана Администрация малого бизнеса (The U.S. Small Business Administration –SBA). Основные сферы компетенции – консультирование, контракты, кредитование.

Администрации малого бизнеса была предоставлена возможность предоставлять прямые ссуды за государственный счет. Наиболее популярны и востребованы ссуды под государственные гарантии.

Ключевой характеристикой предпринимательства в США является широкое использование франчайзинга. Благодаря такому решению будет намного проще начать собственное дело. Имея в наличии около пятидесяти тысяч долларов, американские предприниматели могут получить готовое перспективное и прибыльное дело.

Рассмотрим опыт государственной поддержки предпринимательства в Германии.

В Германии особое место занимает «программа инновационной поддержки малого бизнеса» по развитию научно-исследовательских и опытно-конструкторских работ (НИОКР) компаниями сектора малого бизнеса в сотрудничестве с научными учреждениями. Эта программа предусматривает перевод «теоретиков» в «практики» и наоборот.

В Великобритании государственная бюджетная политика играет важную роль в развитии малого бизнеса. Государственные стимулы, такие как сниженная ставка налога для малого бизнеса, отсрочка оплаты счетов, удобная система скидок при выплате просроченных кредитов и предоставление льгот по налогу на имущество, помогают малому и среднему бизнесу оставаться ликвидными и увеличивать производство.

Япония - явный лидер среди стран по развитию малого и среднего бизнеса. Экономика Японии заметно отличается от экономик других стран минимальным государственным участием, государство владеет только монетным двором, остальное производство находится в руках частного капитала.

Опыт развитых зарубежных стран показывает, что наиболее эффективную государственную поддержку малого бизнеса может оказать специализированное государственное агентство с широкими полномочиями, значительным влиянием и большими ресурсными возможностями: в США это Администрация малого бизнеса; в Германии - Федеральное министерство экономики и технологий; в Великобритании - Министерство предпринимательства, промышленности и управленческих реформ; в Японии - Министерство экономики, торговли и промышленности.

В России развитием предпринимательства и малого бизнеса занимается Департамент развития малого и среднего предпринимательства

и конкуренции Министерства экономического развития Российской Федерации.

Не маловажно привлечь иностранные инвестиции и использовать опыт иностранных менеджеров. В настоящее время необходимо, чтобы в России активно развивались малые и средние предприятия и существенно увеличивалась их доля в ВВП. Конечно, зарубежный опыт и его использование имеют большое значение для России, особенно в части разработки долгосрочной стратегии развития и поддержки малого и среднего бизнеса. Изучение и применение этого опыта внесет значительный вклад в правовое, организационное и институциональное развитие российской государственной системы поддержки и регулирования малых и средних предприятий на федеральном и региональном уровне.

**Использованные источники:**

1. Авилова А. В. Малое предпринимательство в контексте Российских реформ и мировой опыт : учебник. М. : ЮНИТИ, 2005.
2. Бабалян Э.Б. Концептуальные основания исследования роли малого и среднего бизнеса в обеспечении устойчивого и сбалансированного развития проблемного региона // Вестник Адыгейского государственного университета. Серия 5: Экономика. 2014. № 4 (151). С. 70-73.
3. Баяндин Н. И. Мониторинговая система ведения конкурентной разведки для предприятий малого бизнеса / Н. И. Баяндин, В. С. Кретов // Гуманитарные науки в Сибири. 2013. № 1. С. 25–28.
4. Босчаева З. Н. Формула малого предпринимательства как основы развития регионов. М. : Экономика, 2012.
5. Герчикова И. Государственное содействие развитию предпринимательской деятельности в Бельгии // Маркетинг. 1999. № 2. С. 91–98; № 3. С. 93–103; № 4. С. 91–99; № 6. С. 107– 113; 2000. № 1. С. 84–92.
6. Гринберг Р.С. Государственная поддержка малого предпринимательства в странах Центральной и Восточной Европы/ Р.С. Гринберг – М.: Наука, 2006.– 258 с.
7. Кондраков Н. П. Основы малого и среднего предпринимательства : Практическое пособие / Н. П. Кондраков, И. Н. Кондраков. М. : НИЦ ИНФРА-М, 2013.
8. Куприн А. А. Формирование и роль малого предпринимательства в трансформируемой экономике России: монография / Сосновоборский филиал РАНХиГС. СПб.: Астерион, 2013.
9. Широков Б. М. Малый бизнес. Финансовая среда предпринимательства. М.: Финансы и статистика, 2017.

*Эскаев А.И.  
студент магистратуры 2 курса  
направление 38.03.01 «Экономика»  
Грозненский государственный нефтяной технический  
университет им. акад. М. Д. Миллионщикова  
Россия, г. Грозный*

## **АКТУАЛЬНЫЕ ПРОБЛЕМЫ ВЗАИМОДЕЙСТВИЯ БАНКОВ И ПРЕДПРИЯТИЙ РЕАЛЬНОГО СЕКТОРОВ ЭКОНОМИКИ В ПРОЦЕССЕ КРЕДИТНЫХ ОТНОШЕНИЙ**

*Аннотация: В статье рассматривается ряд факторов, сдерживающих развитие банковского кредитования реального сектора экономики в России. На основе изучения существующей практики банковского кредитования реального сектора экономики рассмотрены проблемы его развития в России. Особое внимание уделено исследованию проблем при осуществлении кредитования реального сектора экономики, зависимости банков от крупных заемщиков.*

*Ключевые слова: банковское кредитование, кредитование реального сектора экономики, кредитные отношения, развитие финансово-банковского сектора.*

*Eskayev A.I.  
graduate student 2 course  
direction 38.03.01 "Economics"  
Grozny State Oil Technical  
University named after acad. M. D. Millionshchikova  
Russia, Grozny*

## **CURRENT PROBLEMS OF INTERACTION OF BANKS AND ENTERPRISES OF THE REAL SECTORS OF THE ECONOMY IN THE PROCESS OF CREDIT RELATIONS**

*Resume: The article examines a number of factors hindering the development of bank lending to the real sector of the economy in Russia. Based on the study of the existing practice of bank lending to the real sector of the economy, the problems of its development in Russia are considered. Particular attention is paid to the study of problems in lending to the real sector of the economy, the dependence of banks on large borrowers.*

*Key words: bank lending, lending to the real sector of the economy, credit relations, development of the financial and banking sector.*



Значение кредита определяется результатами его использования для экономики, а также особенностями методов, с помощью которых эти результаты достигаются. Если говорить о методах, то они в большей степени определяются возвратностью кредита и, платным предоставлением средств. Что в свою очередь увеличивает ответственность и повышает заинтересованность участников кредитных операций, подталкивая их к разумному распределению и использованию кредитных средств.<sup>103</sup>

Все кредитные отношения основаны на возвратности. Данная особенность кредитных отношений будет явной при сравнении их с невозвратным бюджетным финансированием, при котором почти нет материальной заинтересованности в понижении сумм бюджетного финансирования, так как пользование ими - бесплатное.

Главные особенности кредита, а именно возвратность, срочность, платность, увеличивают его роль в обеспечении экономического роста.

Кредитование для экономического роста крайне важно и актуально. Кредитование положительно влияет на развитие малого предпринимательства, способствует расширению производства, поддерживает отечественного производителя.

Существует множество различных направлений кредитования денежное, потребительское, целевое.

Большое значение в процессе кредитования представляет привлечение средств для выполнения кредитных операций. Тем не менее подобная деятельность различна для разных видов кредитования.

Например, банковское кредитование предполагает обильное привлечение средств со стороны. Это очень важная часть работы банка, ведь, использование банковского кредита в итоге приводит перераспределению материальных ресурсов.

Подтверждением того, что кредит способствует экономическому росту является его воздействие на непрерывность процессов производства и реализации продукции. В любых даже самых успешных предприятиях не исключена временная потребность в денежных средствах для покупки необходимых запчастей, оплаты услуг и т.д. в этом случае решением сложившихся проблем может стать кредит, который поможет бесперебойному функционированию предприятия.

Так же существуют другие проблемы, например, сезонность производства и реализации определенных видов продукции, в этом случае так же палочкой-выручалочкой может выступить кредит. При получении кредита появляется возможность образовать сезонные запасы и оплатить необходимые текущие затраты предприятиями сезонных отраслей хозяйства.

---

<sup>103</sup> Тавасиев А.М. Банковское дело: управление кредитной организацией: учебное пособие. -М.: «Дашков и К»,2017. -668с.

Таким образом, кредит играет важную роль в расширении производства. Здесь заемные средства порой необходимы на весьма короткие сроки, но служат для увеличения запасов и затрат, требуемых для расширения производства и реализации продукции.

В долгосрочном сценарном прогнозе развития России определено, что модернизация экономики как страны в целом, так и отдельного региона, ее структурная перестройка, расширение инновационных процессов должны происходить на основе интенсификации развития финансово-банковского сектора, обеспечения устойчивого и эффективного функционирования финансово-кредитных организаций, дальнейшего решения проблем доступности финансовых услуг, прежде всего оказываемых через кредитный рынок.

На количественные и качественные характеристики развития банковского сектора за последние годы оказало влияние ужесточение требований Банка России к кредитным организациям в части соблюдения норм кредитования и качества активов, а также исполнения банками федеральных законов и нормативных актов следующим образом:

- основная доля средств, размещенных кредитными организациями среди юридических и физических лиц, приходится на средства, предоставленные нефинансовым организациям: 43,8% в 2018 году, что свидетельствует о повышении роли банков в развитии реального сектора экономики, об участии банков в расширении промышленного производства и услуг нефинансового характера;

- по объемам привлеченных и размещенных среди юридических и физических лиц средств лидирующее положение занимают банки, контролируемые государством. На их долю в 2018 году приходится 66,5% вкладов физических лиц, 62,0% депозитов и средств на счетах финансовых и нефинансовых организаций, 69,7% кредитов нефинансовым организациям и 67,3% кредитов физическим лицам;

- низкие относительные показатели привлеченных и размещенных средств отмечены по частным банкам с капиталом менее 1 млрд руб. и банкам финансового оздоровления.

Так, доля вкладов физических лиц в эти банки снизилась с 9,7% до 8,0%;

доля депозитов и средств на счетах финансовых и нефинансовых организаций – с 11,5% до 8,6%;

- доля кредитов нефинансовым организациям – с 11,2% до 8,6% и доля кредитов физическим лицам – с 5,1% до 4,6%;

- положительная динамика по основным направлениям привлечения и размещения средств отмечается по банкам, контролируемым иностранным капиталом и крупным частным банкам с капиталом более 1 млрд руб.

Недостаточное участие банков в краткосрочном кредитовании предприятий под формирование оборотных средств, а также в процессах

обновления основных фондов говорит о недоиспользовании в регионе потенциала кредитных отношений, что является тормозом на пути экономического развития реального сектора экономики.

**Использованные источники:**

1. Ендовицкий Д.А. Инвестиционный анализ в реальном секторе экономики. – М. Финансы и статистика, 2005 – № 3. – С. 32-43
2. Казаренкова Н.П. Анализ и оценка результатов взаимодействия банковского и реального секторов российской экономики // Финансы и кредит. – 2015. – №47. – С. 44-56.
3. Кредитование реального сектора экономики коммерческими банками // Банковское дело. – 2016. – N 6. – С. 2-5
4. Тавасиев А.М. Банковское дело: управление кредитной организацией: учебное пособие. – М.: «Дашков и К», 2017. – С. 668

*Юй Хунбо  
студент 1 курса магистратуры  
Институт социально-гуманитарного образования  
Московский педагогический государственный университет  
Россия, Москва*

## **ОСНОВНОЕ СОДЕРЖАНИЕ КОРПОРАТИВНОГО ФИНАНСОВОГО РИСКА**

*Аннотация: Сегодняшняя рыночная экономика становится все более конкурентной, в результате чего компании в такой среде сталкиваются с большим количеством рисков, особенно финансовых. Для того чтобы предприятия получили лучшее развитие, мы должны сначала полностью осознать финансовые риски предприятий, а затем принять соответствующие меры по их предотвращению. Для изучения финансового риска предприятий отечественные и зарубежные специалисты достигли определенных результатов. Прежде всего, западные развитые страны первыми начали, хотя до сих пор для того, как бороться и решать финансовые риски предприятий, западные развитые страны имеют некоторые результаты исследований, но о том, как формировать и дальше развивать финансовые риски предприятий, либо нет, либо нет. Хотя исследования Китая начались относительно поздно, чем в развитых западных странах, хотя Китай и имеет некоторые результаты в качественных и количественных исследованиях и анализе, но по систематическим комплексным исследованиям и анализу еще не слишком созрел. Поэтому для изучения корпоративного финансового риска все же нужны наши усилия.*

*Ключевые слова: Рыночная экономика, финансовый риск*

*Yuhongbo  
student 1 courses of a magistrac  
Institute of social arts education  
Moscow pedagogical state university  
Russia, Moscow*

## **MAIN CONTENT OF CORPORATE FINANCIAL RISK**

*Summary: Today's market economy is becoming increasingly competitive, and as a result, companies in this environment face a large number of risks, especially financial ones. In order for enterprises to develop better, we must first fully understand the financial risks of enterprises, and then take appropriate measures to prevent them. To study the financial risk of enterprises, domestic and*

*foreign experts have achieved certain results. First of all, Western developed countries were the first to start, although still to learn how to deal with and address the financial risks of enterprises, Western developed countries have some research results, but there is either no information about how to form and further develop financial risks of enterprises. Although China's research started relatively late than in developed Western countries, although China has some results in qualitative and quantitative research and analysis, it is not too Mature in systematic comprehensive research and analysis. Therefore, our efforts are still needed to study corporate financial risk.*

*Keywords: Market economy, financial risk*

## 1. Основное содержание корпоративного финансового риска

### 1) Значение корпоративного финансового риска

При нормальных обстоятельствах предприятия, осуществляющие разнообразную финансовую деятельность, непременно будут иметь некоторые неопределенные факторы, когда эти факторы трудно контролируются предприятием и оказывают неблагоприятное воздействие на предприятие, так что предприятие понесло риск убытков, он называется финансовым риском предприятия. Обычно о значении корпоративного финансового риска можно говорить в широком смысле, можно также говорить и в узком смысле. В узком смысле финансовый риск – это неопределенность потерь. Широкое значение заключается в том, что возникновение финансового риска не только представляет собой лицо неопределенных потерь, но и представляет собой возможность получения определенной выгоды. Те, кто придерживается этой точки зрения, считают, что само существование риска представляет собой неопределенность<sup>104</sup>.

### 2) Ключевые элементы корпоративного финансового риска

#### ① Финансовые риски

В связи с быстрым развитием рыночной экономики, в результате чего экономическая макросреда и спрос на денежные средства изменились, в результате чего предприятия по производству и финансированию выпускают ряд рисков, которые не могут быть точно предсказаны, что и является финансовым риском. Финансовый риск зависит от нескольких аспектов, на макроуровне корпоративная финансовая деятельность будет зависеть от различных политик, таких как налоговая политика и денежно-кредитная политика. С микро-точки зрения, различные программы финансирования, разработанные самим предприятием, будут нести различные финансовые риски.

#### ② Инвестиционный риск

Предприятия, осуществляющие производственную деятельность по

---

<sup>104</sup> Ван Юнли. Предприятиям следует усилить управление финансовыми рисками [J]. Современное предприятие, 2005.

инвестированию, в связи с изменением ситуации рыночного спроса, в результате чего конечные интересы предприятий и инвестиционные ожидания не равны интересам, этот риск, приносимый инвестициями, является инвестиционным риском. Фактическая доходность инвестиций не эквивалентна ожидаемой доходности до инвестирования, между ними будет некоторое отклонение, степень этого отклонения определяется величиной риска инвестиционной деятельности. Если инвестиционная деятельность предприятия является очень рискованной, то фактические выгоды, получаемые предприятием, будут сильно отличаться от ожидаемых выгод до инвестирования. И наоборот, если инвестиционный риск предприятия относительно невелик, то фактические выгоды, получаемые предприятием, будут близки к ожидаемым выгодам.

### ③ Операционный риск

В процессе производства и эксплуатации предприятий, вследствие ошибок, допущенных при принятии управленческих решений или не на месте, что приводит к операционным трудностям, неблагоприятному обороту капитала и другим проблемам, влияющим тем самым на ожидаемую доходность предприятий, риск называется операционным риском. Операционный риск существует большая неопределенность, часто вызванная множеством факторов вместе взятых.

### ④ Риск управления запасами

Для поддержания ежедневной производственной и операционной деятельности предприятия, предприятие должно иметь определенный объем запасов. Тогда разработка разумного объема запасов имеет существенное значение, если запасов предприятия слишком много, что приводит к серьезному отставанию запасов, что приводит к растрате ресурсов, средств не может быть разумного применения, это будет порождать много рисков. Напротив, если запасы предприятия слишком малы, то продукт не может быть поставлен в срок для производства, тем самым влияя на выполнение заказа, он будет производить дефолт и другие кредитные риски<sup>105</sup>.

## 2. Значение корпоративного управления финансовыми рисками

### 1) Это способствует адаптации предприятий к макросреде

С продвижением реформ и открытости, а также растущим развитием рыночной экономики нынешняя экономическая ситуация в Китае по сравнению с прошлым претерпела большие изменения, и на таком большом фоне макросреда, с которой сталкиваются предприятия, также резко изменилась. В то же время, по мере усиления тенденции глобализации, развитие предприятий уже не ограничивается их собственным, уже не является отдельным индивидуальным развитием, а будет все больше и

<sup>105</sup> Сунь Вэй. Проблемы и контрмеры в современном финансовом менеджменте предприятий [J]. Теоретические наблюдения, 2006. (3)



больше зависеть от всех аспектов этих внешних условий. Поэтому в таком случае предприятия активно усиливают управление финансовыми рисками, могут эффективно снижать риски предприятий, с тем чтобы стимулировать предприятия принимать правильные решения в условиях сложной макросреды, лучше адаптироваться к изменениям в макросреде.

2) Способствует укреплению предприятий к их собственному строительству

Финансовый риск объективен, предприятия в процессе производства и эксплуатации неизбежно столкнутся, не могут быть устранены, но предприятия могут путем разумного анализа, а затем принять соответствующие методы для минимизации финансового риска предприятий. Например, предприятия могут оптимизировать распределение ресурсов, уменьшить явление отходов, так что использование ресурсов было улучшено. Предприятия также могут экономить деньги, тем самым уменьшая некоторые ненужные расходы, так что производственные издержки предприятий, необоснованные издержки предприятий снижаются, а выгоды, получаемые предприятиями, значительно улучшаются. Это способствует тому, чтобы предприятия продвигали свое собственное развитие, укрепляли свое собственное строительство<sup>106</sup>.

3) Благоприятствует будущему развитию предприятий

Предприятия могут усилить управление финансовыми рисками, чтобы улучшить способность управления предприятиями, а также способность контроля рисков, чтобы повысить устойчивость предприятий, финансовый риск предприятий также был проконтролирован. Это очень выгодно для устойчивого развития предприятий. Прежде всего, предприятия через Управление финансовыми рисками снижают собственные риски, повышают устойчивость предприятий, обеспечивается собственная безопасность предприятий, затем предприятия могут активно осваивать развивающиеся рынки, повышать уровень инновационности предприятий. Во-вторых, обеспечена безопасность предприятия, улучшен внешний имидж и репутация предприятия.

3. Анализ причин возникновения корпоративного финансового риска

1) Макро среда-это сложная и переменчивая

В результате непрерывного развития рыночной экономики и продвижения процесса экономической глобализации макросреда экономики в целом стала более сложной и изменчивой, чем раньше. Хотя макросреда-это внешняя среда, с которой сталкиваются предприятия, но в рыночной экономике и мировой экономике такой большой фон, что предприятия подвержены влиянию внешней среды все еще велик. Развитие предприятий неотделимо от привлечения средств и инвестиций в проект, в

---

<sup>106</sup> Zhenhong Ян. Причины и профилактика финансового риска предприятий Китая[J]. Journal of Jiangxi University of Finance and economics, 2004.(4)

финансовой деятельности и инвестиционной деятельности макросреда имеет особое значение. Когда макроэкономическая среда благоприятна, риски для корпоративного финансирования и инвестиций должны быть относительно небольшими. Но во многих случаях макросреда не столь удовлетворительна, когда при крупномасштабном финансовом кризисе средства предприятия не могут быть развернуты, возникает распространенное явление разрыва цепочки капиталов, что, несомненно, является смертельным ударом для тех, кто полагается на банковские кредиты для получения финансирования для большинства предприятий.

### 2) Недостаточная осведомленность о предотвращении рисков

Когда предприятия инвестируют в производство, неизбежно возникают определенные финансовые риски. Однако во многих случаях у некоторых финансовых работников компании не было сформировано хорошее чувство предотвращения рисков, знания о финансовых рисках были поверхностными, и поэтому не были разработаны хорошие меры предотвращения рисков, что привело к тому, что предприятие столкнулось с большим количеством финансовых рисков. В настоящее время, поскольку многие предприятия слепо преследуют производство, что приводит к перепроизводству, предложение намного превышает фактический спрос. Предприятия в слепой погоне за долей рынка, как правило, будут предоставлять клиентам кредитный путь, а не традиционную руку для оплаты одной рукой доставки, денег и товаров двумя четкими путями, так что предприятия будут иметь большое количество дебиторской задолженности. Однако, когда кредитный рейтинг некоторых клиентов не идеален, предприятия также слепо кредитуют, без детальной оценки это приведет к тому, что большое количество дебиторской задолженности не может быть полностью восстановлено, образованию безнадежных долгов. В результате активы предприятия занимают клиенты бесплатно, без какой-либо отдачи, поэтому предприятие будет производить много финансовых затрат, сильно нанося ущерб интересам предприятия, чтобы предприятие принесло много финансовых рисков.

### 3) Управленческие отношения внутри предприятия неразумны

Многие предприятия не обращают внимания на управление внутренними управленческими отношениями, со временем внутренние управленческие отношения будут очень неразумными, так что финансами нельзя эффективно управлять, финансовые риски также возникают. Когда предприятие не может сделать открытый и прозрачный надзор, соотношение между полномочиями и ответственностью не ясно, средства предприятия не могут быть эффективно использованы, интересы инвесторов не могут быть разумно распределены, так что предприятие по использованию средств становится низким, потеря большого количества средств, финансовый риск предприятия возникнет. Кроме того, поскольку

активы предприятия слишком малы, слишком велика задолженность, что приводит к относительно высокому соотношению активов и пассивов. Если на этот раз предприятие не проведет обоснованного финансового анализа, то это приведет к дальнейшему увеличению финансовой нагрузки предприятия, что приведет к еще большему расстройству структуры капитала и даже окажет глубокое влияние на способность предприятия погашать долги и обязательства, принесет предприятию огромные финансовые риски.

**Использованные источники:**

1. Ван Юнли. Предприятиям следует усилить управление финансовыми рисками[J]. Современное предприятие, 2005.
2. Сунь Вэй. Проблемы и контрмеры в современном финансовом менеджменте предприятий[J]. Теоретические наблюдения, 2006. (3)
3. Zhenhong Ян. Причины и профилактика финансового риска предприятий Китая[J]. Journal of Jiangxi University of Finance and economics, 2004. (4)

*Юй Хунбо*  
*студент 1 курса магистратуры*  
*Институт социально-гуманитарного образования*  
*Московский педагогический государственный университет*  
*Россия, Москва*

## **КРАТКИЙ АНАЛИЗ И ПРОФИЛАКТИКА КОРПОРАТИВНЫХ ФИНАНСОВЫХ РИСКОВ**

*Аннотация: Финансовый риск предприятия-это риск предприятия в процессе финансовой деятельности, обусловленный разнообразной непредсказуемой или трудно контролируемой неопределенностью финансового положения, неопределенностью, вследствие чего предприятие имеет возможность понести убытки, не может достичь ожидаемого вознаграждения. В данной работе различное понимание финансового риска в теории обсуждается для обсуждения финансового риска, путем сравнения реального значения финансового риска предприятия, с тем чтобы эффективно избежать и предотвратить финансовый риск. Поэтому бизнес-операторам необходимо хорошо поработать в деле анализа инвестиционного риска, разработать конкретные меры по предотвращению, контролю и управлению инвестиционным риском, чтобы достичь цели снижения риска, улучшить управление бизнесом и повысить эффективность предприятия.*

*Ключевые слова: Финансовый Риск, Анализ*

*Yuhongbo*  
*student 1 courses of a magistrac*  
*Institute of social arts education*  
*Moscow pedagogical state university*  
*Russia, Moscow*

## **BRIEF ANALYSIS AND PREVENTION OF CORPORATE FINANCIAL RISKS**

*Summary: Financial risk of an enterprise is the risk of an enterprise in the course of financial activity, caused by various unpredictable or difficult to control uncertainty of the financial situation, uncertainty, as a result of which the enterprise has the opportunity to incur losses, cannot achieve the expected remuneration. In this paper, a different understanding of financial risk in theory is discussed to discuss financial risk, by comparing the real value of the financial risk of an enterprise, in order to effectively avoid and prevent financial risk. Therefore, business operators need to do a good job in analyzing investment*

*risk, develop specific measures to prevent, control and manage investment risk in order to achieve the goal of reducing risk, improve business management and increase the efficiency of the enterprise.*

*Keywords: Financial Risk, Analysis*

С развитием рыночной экономики финансовый риск становится неизбежной проблемой в современных хозяйственных операциях предприятий, в финансировании, инвестировании, возврате капитала и распределении доходов и другой финансовой деятельности, обусловленной влиянием неопределенности, часто определенного отклонения между финансовым доходом и ожидаемым доходом, как финансового риска. С вступлением Китая в ВТО в XXI веке финансовые риски, с которыми сталкиваются предприятия, становятся все более сложными и изменчивыми по мере усиления конкуренции. Однако реальность понимания финансового риска все еще неясна или расходится, ибо современные предприятия сталкиваются со все большей и большей внешней конкуренцией, особенно в условиях неразвитости рыночной экономики Китая, финансовый риск неизбежен. Поэтому для бизнеса особенно важно повышать свою осведомленность о финансовых рисках.

1. Анализ влияющих факторов финансового риска с точки зрения осознания риска

1) Структура капитала необоснованна, доля заемных средств слишком высока

Высокая доля задолженности в структуре активов предприятия приводит к тому, что предприятие не может погасить причитающуюся задолженность, что приводит к возникновению у предприятия финансовых трудностей. Этот чрезмерный коэффициент задолженности не только делает предприятие обремененным процентной нагрузкой и за счет погашения основного долга высокой задолженностью, но и в случае плохих условий ведения бизнеса предприятия приведет к неплатежеспособности предприятия, грозящей риском банкротства и ликвидации. Это делается для того, чтобы понять причины возникновения финансового риска исходя из его природы<sup>107</sup>.

2) Ликвидность активов предприятия слаба, отставание продукции велико, а капитал осаждается

Предприятия после долгового финансирования должны обеспечить наличие достаточного количества денежных средств для погашения долга и причитающихся процентов, если ситуация с финансовыми потоками предприятия плохая, ликвидность не сильна и не может гарантировать достаточное количество денежных средств, что приведет к тому, что

---

<sup>107</sup> Хуан Яньхуа. О факторах риска и превентивных контрмерах финансового менеджмента предприятия [J]. Современные менеджеры, 2006.

финансовый риск предприятия от потенциального к реальному. Кроме того, промышленная структура предприятий, структура продукции неразумна, отсутствие фирменной продукции и бестселлеров, чрезмерное отставание запасов, отставание продукции отнимает ликвидность, что приводит к осаждению большого количества средств, производство предприятия не увеличивает доход. Это не только снижает скорость оборота капитала предприятий, увеличивая стоимость капитала, но и приводит к ослаблению платежеспособности предприятий, что приводит к возникновению безнадежных долгов. Это приведет предприятие к финансовому кризису, что в конечном итоге приведет к провалу бизнес-операций. Это делается для того, чтобы понять причины финансового риска с точки зрения динамики бизнес-операций.

3) Руководство предприятия ошибается в принятии решений, осведомленность о рисках не сильна, качество финансового персонала не высоко

Из-за отсутствия научного принятия финансовых решений, ошибки принятия инвестиционных решений приводят к тому, что доходность инвестиций предприятия оказывается ниже стоимости финансирования предприятия, так что ухудшение финансового положения предприятия угрожает погашением задолженности, причитающейся предприятию, и в конечном итоге приводит к возникновению финансовых рисков. Обычно принятие финансовых решений управление финансовыми рисками представляет собой более сложное управление, требующее от финансового персонала передовых математических знаний, статистических знаний и определенного анализа, умения обрабатывать данные, в настоящее время в качестве финансового персонала предприятия от этого требования существует определенный разрыв. Неправильное управление, вызванное ошибками в принятии решений, является важной причиной финансового риска предприятий<sup>108</sup>.

4) Беспхозяйственность в бизнесе, путаница в финансовых отношениях  
Плохое управление предприятиями, путаница в финансовых отношениях - еще одна важная причина, по которой предприятия генерируют финансовый риск. Между предприятием и внутренними отделами и между предприятием и вышестоящим предприятием, в управлении и использовании средств, распределении интересов и других аспектах существования неясных прав и обязанностей, путаница в управлении, приводящая к неэффективному использованию средств, серьезные потери средств, безопасность средств, целостность не могут быть гарантированы, польза от оползня, а некоторые даже серьезные потери. Ликвидность не только не получала компенсации, но из-за потерь переполняла и

---

<sup>108</sup> Мао Хунся. Современные проблемы и контрмеры в финансовом менеджменте [J]. Образование взрослых в Китае, 2006. (7)



собственные средства предприятия, и банковские кредиты, обостряя напряженность фондов предприятия, снижая способность предприятий противостоять риску. Чем больше компании теряют, тем сложнее им выплачивать свои долги, образуя замкнутый круг. Это неизбежно приводит к затруднениям в обороте капитала предприятий, возможности погашения кредитов и размеры займов весьма непропорциональны. В результате повышается финансовый риск предприятия.

## 2. Защита от финансовых рисков

1) Установите разумную структуру капитала и Создайте хорошую финансовую среду

Усиление рыночной конкуренции и рост предпринимательских рисков неизбежно требуют тщательного контроля финансового менеджмента. Целесообразно выбирать структуру капитала, обращать внимание на соответствие управления рисками и доходами по активам и пассивам, с тем чтобы финансовое положение предприятий поддерживалось в стабильном состоянии, с целью повышения способности предприятий справляться с операционными рисками, финансовыми рисками. Характер финансового риска обусловлен чрезмерной долей обязательств. Поэтому предприятия должны не только проектировать разумную структуру капитала, поддерживать соответствующие обязательства, снижать капитальные затраты. Также необходимо контролировать размер обязательств и обеспечивать разумный коэффициент задолженности, чтобы эффективно предотвращать финансовые риски. Единственный способ дать возможность предприятиям создать для себя хорошую финансовую среду, привлечь инвестиции со всех сторон<sup>109</sup>.

2) Предприятия, поддерживая здоровое развитие основного бизнеса в то же время, могут использовать свободные средства для инвестирования

С точки зрения современного стратегического управления предприятием любое предприятие должно активно развивать свою основную конкурентоспособность, чтобы продукция и услуги предприятия вышли на лидирующий в отрасли уровень, чтобы это способствовало развитию предприятий и повышению прибыльности. Так называемая диверсификация не должна производиться, выбирайте какие-то инвестиционные проекты, которые не связаны с бизнесом собственника или маржами прибыли, независимыми друг от друга, чтобы диверсифицировать капитал предприятия. Потому что в то время как диверсифицированные инвестиции могут сделать различные продукты в пик или межсезонье, высокодоходные и низкорентабельные проекты во времени или количестве дополняют или компенсируют, в некоторых проектах в краткосрочной

---

<sup>109</sup> Ван Юнли. Предприятиям следует усилить управление финансовыми рисками[J]. Современное предприятие, 2005.

перспективе это действительно выгодно, но в целом это только ослабит конкурентоспособность предприятий. Большинство крупных компаний мирового класса лидируют только в одной отрасли и редко преуспевают в нескольких отраслях одновременно. Например: технология производства чипов Intel и их качество в мире не имеют себе равных, но компания не будет из-за спада в ИТ-индустрии инвестировать в недвижимость, медицину или другие отрасли промышленности, все равно будет увеличивать инвестиции, усиливать усилия по исследованиям и разработкам чипов, продолжать производить модернизацию чиповых технологий, всегда сохранять лидирующие позиции в отрасли. Предприятия при поддержании здорового развития основного бизнеса в то же время могут вкладывать незанятые средства в деятельность инвестиционной компании или управляющей компании фонда для получения прибыли, чтобы не только обеспечить сохранность средств, но и достичь ожидаемой прибыли.

3) Разработать разумную политику риска и поддерживать хорошее финансовое положение

Благодаря инвестиционной деятельности предприятия, такой как: расширение воспроизводства, обновление основных фондов и преобразование длительного проектного цикла, высокая стоимость, так что предприятия для достижения бизнес-результатов, хотя и лучше, но средства ограничены, что влияет на финансовое положение предприятий. Ухудшение этой ситуации может в конечном итоге привести к финансовому кризису. Поэтому руководители предприятий должны отслеживать финансовое положение предприятий в режиме реального времени, своевременно формулировать разумную политику предотвращения рисков, взыскивать все виды денежных средств. Современная рыночная экономика по существу является кредитной экономикой, кредитные продажи стали основным способом межпредприятийных сделок, поэтому управление дебиторской задолженностью всегда является важным содержанием финансового менеджмента. Китайские предприятия должны изменить только фокус на показателях продаж, игнорировать ситуацию контроля дебиторской задолженности, усилить управление дебиторской задолженностью, обратить внимание на кредитное расследование клиентов в повседневной деловой деятельности, а также улучшить возможности кредитного анализа, контролировать размер дебиторской задолженности. В то же время были приняты различные меры по скорейшему взысканию долгосрочной задолженности. Разработать обоснованный план использования средств для обеспечения нормальной работы предприятия по потребности в средствах.

Финансовый риск-это повседневное управление предприятием, которое нельзя игнорировать в данной проблеме, собственная деятельность предприятия и управление им-это тоже сложная работа, сталкивающаяся с

множеством различных рисков. Среди них выделяют внутренние риски предприятий: финансовые риски, операционные риски, внешние риски: природные риски, социальные риски, экономические риски, политические риски и др. Эти различные риски представляют собой сложную систему рисков, с которой приходится сталкиваться предприятиям. Различные риски не изолированы, они взаимосвязаны и действуют на предприятие совместно. Например, когда внешний риск, с которым сталкиваются предприятия, возрастает, бизнес-риск и финансовый риск также имеют повышенную тенденцию, поэтому менеджеры предприятий должны всесторонне анализировать причины возникновения множества различных рисков, повышать способность предприятий противостоять рискам и предотвращать риски. И менеджеры в управлении бизнесом, чтобы создать и улучшить систему раннего предупреждения финансовых рисков индекса, усилить финансирование, инвестиции, восстановление капитала и распределение доходов контроля рисков, чтобы достичь максимальной эффективности предприятий, повысить рыночную конкурентоспособность предприятий, так что предприятия в непобедимом положении.

**Использованные источники:**

- 1 Хуан Яньхуа. О факторах риска и превентивных контрмерах финансового менеджмента предприятия [J]. Современные менеджеры, 2006.
- 2 Мао Хунся. Современные проблемы и контрмеры в финансовом менеджменте [J]. Образование взрослых в Китае, 2006. (7)
- 3 Ван Юнли. Предприятиям следует усилить управление финансовыми рисками [J]. Современное предприятие, 2005.
- 4 Сунь Вэй. Проблемы и контрмеры в современном финансовом менеджменте предприятий [J]. Теоретические наблюдения, 2006. (3)
- 5 Zhenhong Ян. Причины и профилактика финансового риска предприятий Китая [J]. Journal of Jiangxi University of Finance and economics, 2004. (4)

*Юлдашева С.М.  
учитель  
школа № 5  
Узбекистан, Хорезмский область*

## ПУШКИНИАНА В НЕЗАВИСИМОМ УЗБЕКИСТАНЕ

*Аннотация: Рассматриваются изучение произведений Александра Сергеевича Пушкина после провозглашения независимости Республики Узбекистан. Устанавливается значение обязательности изучения произведений великого поэта в Узбекистане, как любимого стихотворца многих поколений жителей Узбекистана.*

*Ключевые слова: Пушкиниана, культура, поэзия, традиция, независимость, лирическая ситуация*

*Yuldasheva S. M.  
Teacher  
School № 5  
Uzbekistan, Khorazm region*

## PUSHKINIANA IN INDEPENDENT UZBEKISTAN

*Abstract: the article deals with the study of the works of Alexander Pushkin after the Declaration of independence of the Republic of Uzbekistan. The importance of mandatory study of the works of the great poet in Uzbekistan, as a favorite poet of many generations of Uzbek residents, is established.*

*Keywords: Pushkiniana, culture, poetry, tradition, independence, lyrical situation*

После провозглашения независимости пушкинская тематика в общественной жизни была значительно сужена. Не стали официально проводиться пушкинские дни и пушкинские научные конференции, прекратились издания произведений А.С. Пушкина. После реорганизации исчезло имя Пушкина в названии академического Института языка и литературы. Публиковались только материалы о забытых и запрещенных переводах пушкинских произведений, выполненных в свое время репрессированными писателями Чулпаном, Эльбеком, Насыром и др. О цуснижении научного уровня свидетельствует изданная в Ташкенте в 1999 году книга "Последняя трагическая дуэль А.С.Пушкина" подготовленная доктором медицинских наук Кузионовым П.В. и писателем Омоновым Б.А, в которой встречаются ошибочные сведения из биографии поэта, делаются необоснованные выводы. С 1994 года Русский культурный центр

Узбекистана выступил правопреемником наработанных традиций сохранения и развития русской культуры в республике с учетом новых сложившихся общественных политических требований.

Символично, что первым крупным общественным мероприятием Русского культурного центра был поэтический вечер посвященный творчеству А.С. Пушкина, состоявшийся 5 февраля 1994 года. Положительная оценка общественностью воодушевила активистов на поиск новых форм привлечения внимания к творческой биографии поэта. Народный поэт Узбекистана Эркин Вахидов в 1999 году в статье "У каждого поколения есть свой Пушкин" писал: "Проходят годы, и каждое новое поколение читает Пушкина по-новому. Поэтому произведения таких гениев как Пушкин, переводятся снова и снова. У нас тоже наступило время и необходимость заняться этим. Наши уважаемые учителя сделали большое дело, ознакомив нас со своими переводами, и они достойно послужили нашему поколению. Сегодня выросло новое поколение в нашей поэзии. И это новое поколение, не игнорируя заслуги своих учителей, одновременно должны по своему толковать Пушкина. Так сейчас и происходит. Можно поздравить некоторых наших молодых поэтов, делающих попытки новых переводов". В 1999 году всё прогрессивное человечество отмечало 200 ление гения русской литературы Александра Сергеевича Пушкина. Подготовку к этой дате в основном вел Русский культурный центр в содружестве с другими творческими организациями.

К 200-летию А.С. Пушкина издательством литературы и искусства имени Гафура Гуляма был подготовлен и опубликован юбилейный однотомник "Избранных произведений А.С. Пушкина", составленный Народным поэтом республики Абдуллою Ариповым. Только в мае 1999 года Кабинет Министров Республики Узбекистан принял Постановление "О праздновании 200-летия великого поэта Александра Сергеевича Пушкина". Был утвержден оргкомитет и конкретный план проведения мероприятий, финансируемых из бюджетных средств.

Предусматривалось проведение научно-практической конференции, выставка работ художников, созданных по мотивам произведений поэта, издание на узбекском языке сборника произведений А.С.Пушкина и сборника статей о творчестве поэта, проведение у памятника поэту юбилейных Пушкинских чтений, показ в театрах пушкинских спектаклей организацию теле и радиопередач о творчестве поэта. Все это стало выполняться в спешном порядке буквально за несколько дней до юбилейной даты. При Русском культурном центре было создано Литературное художественное общество "К 200-летию со дня рождения А.С. Пушкина". В правление Пушкинского общества вошли филологи А.Н. Давшан, И.Зинин, М.С.Константинова, искусствовед А.В.Маркевич, режиссер А.Е. Слоним и др. На организационной конференции Пушкинского общества был утвержден устав и перспективный план проведения пушкинских



мероприятий. Была восстановлена традиция празднования ежегодно в начале июня Пушкинских дней. В день рождения поэта у памятника Пушкину активисты Русского культурного центра, сотрудники Посольства Российской Федерации в Узбекистане, научные работники, преподаватели вузов и школ города, студенты и учащиеся школ возлагают цветы, принимают участие в чтении любимых пушкинских произведений или стихотворений, посвященных Пушкину. В эти дни проходят в библиотеках, школах и музеях литературные музыкальные вечера, встречи, концерты. Специальные программы, посвященные А.С.Пушкину, подготовили хоровая капелла «Ветеран» (руководитель В.А.Хлебников) коллектив вокальной студии «Орфей» (руководитель И.Ф.Ковалев)

В Ташкенте состоялся «Праздник хоровой музыки на тексты А.С.Пушкина» в котором приняли участие хоровые коллективы школ и вузов столицы. Инициативная группа артистов Театра оперы и балета имени Алишера Навои (руководитель А.Е.Слоним) провели тематические вечера «Ф.Шляпин и А.Пушкин», «А.Пушкин и С.Рахманинов» «И божество и вдохновенье, и жизнь, и слезы, и любовь...» и др. Член правления Пушкинского общества А.В.Маркевич ежегодно организует конкурс чтецов пушкинских произведений. Многие молодые художники представили работы на республиканскую выставку, «Юные художники- Пушкину».

Одной из работ, выполненных по пушкинской тематике в последние годы в Узбекистане, является работа доцента кафедры русского языка и литературы лауреату Международного Пушкинского конкурса К.Н.Носирова, он будучи организатором традиционной Республиканской научной конференции- «Содружество языков-Содружество культур» на базе Наманганского государственного университета, предложил очередную, 2013 года конференцию запланировать на 6 июня. В этот день на пленарном заседании он сам и выступил с докладом «Пушкин на перекрестке межкультурных коммуникаций» (По поводу одного комментария к стихотворению поэта). (Материалы конференции были опубликованы в том же году под тем же названием в 2013 году). Так, своеобразно был отмечен день рождения гения русской литературы в Наманганском государственном университете в рамках программы Республиканской научной конференции «Содружество языков-Содружество культур». Позже К. Носиров на основе своего доклада создал статью, которая была опубликована в журнале «Звезда Востока» (2016 № 1) под названием «Комментарий к пушкинскому стихотворению» статье речь идёт об одной досадной ошибке, имеющей место в примечаниях к стихотворению Пушкина «Из Гафиза». По мнению автора статьи, в результате этой ошибки пушкинский текст теряет свой восточный колорит.

#### **Использованные источники:**

1. Каримов И.А. Высокая духовность- негибкая сила, Ташкент. 2008
2. Жданова Г. "Все сокровища Востока"



3. Носиров К, Комментарий к пушкинскому стихотворению//Звезда Востока  
2016

4.Пушкин, Исследования и Материалы, Том XI- Л.; Наука, Ленинградское  
отделение, 1983

## СОВРЕМЕННЫЕ МЕТОДЫ ДИАГНОСТИКИ НАРУШЕНИЙ ОРГАНИЗМА ПОСЛЕ ОВАРИЭКТОМИИ

*Аннотация: В последние годы отмечается тенденция к росту числа гинекологических заболеваний, требующих радикального оперативного вмешательства, а также «омоложение» контингента оперированных женщин.*

*Наиболее частой операцией в большинстве стран мира является гистерэктомия с придатками или без них по поводу миомы матки и эндометриоза. У 60% женщин во время гистерэктомии одновременно удаляют яичники. Большой статистический материал показывает, что удаление одного яичника у женщин репродуктивного возраста осуществляется весьма часто и составляет около 12% в гинекологических стационарах.*

*Хирургическое выключение функции яичников в репродуктивном возрасте у 60 - 80 % пациенток сопровождается развитием синдрома постовариоэктомии, представляющего собой комплекс нейровегетативных, психоэмоциональных, обменно-эндокринных нарушений, являющихся следствием острого дефицита половых стероидов.*

*Ключевые слова: овариэктомия, репродуктивный возраст, яичник.*

Yuldasheva A.S., k.m.n.  
associate professor

Department of Obstetrics and Gynecology № 2  
Andijan State Medical Institute

## MODERN METHODS OF DIAGNOSTIC DIAGNOSIS OF BODY DISORDERS AFTER OVARIECTOMY

*Resume: In recent years, there has been a tendency towards an increase in the number of gynecological diseases requiring radical surgery, as well as "rejuvenation" of the contingent of operated women.*

*The most common operation in most countries of the world is hysterectomy with or without appendages for uterine fibroids and endometriosis. In 60% of women, the ovaries are removed simultaneously during a hysterectomy. A large statistical material shows that the removal of one ovary in women of reproductive age is carried out very often and is about 12% in gynecological hospitals.*

*Surgical shutdown of ovarian function at reproductive age in 60 - 80% of patients is accompanied by the development of postovarioectomy syndrome, which is a complex of neurovegetative, psychoemotional, metabolic endocrine disorders resulting from an acute deficiency of sex steroids.*

*Key words: oophorectomy, reproductive age, ovary.*

**Актуальность проблемы:** Хирургическое выключение функции яичников в репродуктивном возрасте у 60-85% пациенток сопровождается развитием постовариэктомического синдрома (ПС), характеризующегося появлением нейро-вегетативных и обменно-эндокринных нарушений на фоне острого дефицита половых стероидов[3]. Широкий спектр клинических проявлений ПС объясняется тем, что различные типы эстрогеновых (α и β), прогестероновых (А и В) и тестостероновых рецепторов локалируются не только в репродуктивной системе, но и в различных экстрагенитальных структурах[2]. Эти структуры весьма чувствительны к ослаблению физиологической регуляции половыми стероидами при резком выключении гормональной функции яичников.

К настоящему времени выполнено большое число работ, рассматривавших вопросы патогенеза, клиники и терапии системных изменений, связанных с естественной менопаузой. Заметно меньше накоплено информации об изменениях в женском организме в условиях остро возникающего дефицита половых стероидов после овариэктомии[1,3]. До настоящего времени практически отсутствуют обобщающие исследования, посвященные изучению времени появления и динамики системных нарушений сердечно-сосудистой и костной систем у женщин после овариэктомии, произведенной в репродуктивном возрасте.

Недостаточно изучены возможные механизмы адаптации после перенесенного оперативного вмешательства. Имеются единичные исследования по изучению эффективности различных режимов заместительной гормональной терапии (ЗГТ), назначаемой для коррекции не только нейровегетативных проявлений постовариэктомического синдрома, но и нарушений в костном гомеостазе и сердечно-сосудистой системе.

**Цель исследования:** Целью исследования явилась разработка патогенетически обоснованной дифференцированной тактики ведения женщин после овариэктомии, произведенной в репродуктивном возрасте, с учетом характера и динамики изменений со стороны сердечно-сосудистой и костной систем в различные сроки после операции.

**Материалы и методы исследования:** для решения поставленных задач, мы обследовали 161 пациенток с диагнозом синдром постовариэктомии в обл. Андижана.

**Результаты исследований и обсуждение:** Влияние дефицита половых стероидов и гормональной терапии на общее состояние больных, перенесших овариэктомию в репродуктивном возрасте.

Постовариэктомический синдром, подтверждаемый по индексу Куппермана (ИК), выявлен у 92,4% женщин в первый год после оперативного вмешательства. ИК, соответствующий средним и тяжелым проявлениям ПС, регистрировали у 50 из 65 (76,9%) пациенток с продолжительностью хирургической менопаузы менее 1 года, у 35 из 61 (57,4%) женщины на сроках от 1 до 3 лет и у 12 из 35 женщин (34,3%) с продолжительностью хирургической менопаузы более 3 лет. Полученные результаты показали, что одномоментное выключение функции яичников в репродуктивном возрасте сопровождается на ранних сроках после операции развитием выраженных нейро-вегетативных нарушений у большинства больных. Из полученных данных также следует, что даже в поздние сроки после выполненного вмешательства (> 3 лет) число пациенток со средними и тяжелыми проявлениями ПС, оцениваемым по ИК, остается весьма существенным, хотя и достоверно ( $p < 0,05$ ) более низким, чем в первый год хирургической менопаузы.

На боли в области сердца указывали 93 (57,8%) женщины. Боли в области сердца на первом году после овариэктомии отмечали 49 из 65 больных (75,4%), на 2-3 году после операции - 32 из 61 больной (52,5%), в периоде более 3 лет после выполненного вмешательства - 12 из 35 женщин (34,3%).

Для пациенток с кардиалгией был характерен полиморфизм болевого синдрома: 52,8% больных беспокоили давящие, 45,1% - колющие, 45,2% - острые пронизывающие, 39,3% - сжимающие боли в области сердца. При этом 38,3% женщин отмечали сочетание разнообразных по характеру болевых ощущений. Преимущественной локализацией болевых ощущений являлась область верхушки сердца (67,4%) или локализация слева от грудины в 1У-У межреберье (29,1%). Редко отмечалось возникновение болей за грудиной (4,2%). К наиболее частым факторам, провоцирующим появление кардиалгии, пациентки относили психоэмоциональные нагрузки (78,2%) и физическое напряжение (21,8%). Особенности болевого синдрома по длительности, разнообразию локализации и зон иррадиации, условиям купирования (резистентность к эффекту нитратов) соответствовали не ишемической кардиалгии. Боли в области сердца примерно в половине случаев сопровождались разнообразными вегетативными реакциями в различных сочетаниях - покраснением или побледнением кожи, потливостью, головной болью, шумом в ушах, обильным мочеиспусканием, сердцебиением, дрожью, одышкой, ощущением дискомфорта и тяжести в грудной клетке, чувством нехватки воздуха без признаков нарастающей левожелудочковой недостаточности.

При анализе клинической картины ПС у 58 (36%) пациенток были выявлены клинические симптомы андрогендефицитного состояния: упадок сил, быстрая утомляемость, утрата либидо, депрессивное настроение, снижение мышечного тонуса. Наибольшее число пациенток с такими отклонениями отмечено среди женщин с продолжительностью периода после операции года - 29 женщин (44,6%). У каждой третьей пациентки с проявлениями андрогендефицита течение ПС осложнялось периодически возникающими вагоинсулярными кризами.

Реакция костной ткани на овариэктомию и костнопротективная (антирезорбтивная) эффективность различных режимов ЗГТ

Изучение влияния овариэктомии на костный метаболизм у 152 пациенток, оперированных и обследованных на момент начала исследования в

репродуктивном возрасте, показало очевидную зависимость показателей, характеризующих МПКТ и костное ремоделирование, от длительности хирургической менопаузы. Увеличение продолжительности хирургической менопаузы сочеталось со снижением значений МПКТ, оцениваемых по Т-критерию, во всех четырех исследованных отделах скелета, причем в наибольшей степени этот процесс был выраженным в поясничном отделе позвоночника (Б2-Б4). Коэффициент корреляции ( $r$ ) между абсолютными значениями МПКТ и длительностью периода после овариэктомии составлял: в позвонках Б2-Б4:  $r=-0,42$  ( $p<0,001$ ); в шейке бедренной кости:  $r=-0,35$  ( $p<0,01$ ); в области Варда:  $r=-0,38$  ( $p<0,01$ ); в области большого вертела:  $r=-0,38$  ( $p<0,01$ ).

**Вывод:** Таким образом, во всех четырех исследованных отделах скелета абсолютные значения МПКТ находились в обратной зависимости от продолжительности хирургической менопаузы, причем наиболее выраженная потеря костной ткани отмечалась в поясничном отделе позвоночника.

На сроках после операции более 5 лет частота пациенток с остеопорозом позвоночника достигала уже 33,3% (8 из 24 женщин). Не было отмечено ни одного случая остеопороза в шейке бедра даже на отдаленных (>5 лет) сроках после оперативного вмешательства, что свидетельствует о более медленной потере костной массы в этом участке скелета в сравнении с позвоночником после выполненной овариэктомии.

#### **Использованные источники:**

1. Юренева СВ. Роль заместительной гормональной терапии в профилактике остеопороза у женщин, перенесших овариэктомию // Вопр. акуш., гинек. и перинат. -2004. -Т.3. -№1. -С. 86-89.
2. Юренева СВ. Остеопротегерин и его лиганды в регуляции костной резорбции: экспериментальные и клинические аспекты применения при эстрогендефицитных состояниях // Журнал акушерства и женских болезней. -2004. -Вып. 1.-Т. БП.-С 107-110.

3. Юренева СВ. Хирургическая менопауза и остеопороз //В кн.: Поликлиническая гинекология (клинические лекции) / -М.: МЕДпресс-информ, 2004. -С 441-459.
4. Майчук Е.Ю., Юренева СВ., Василевицкая О А Изменения липидного обмена у женщин в период постменопаузы // Журнал акушерства и женских болезней. -2004. -Вып. 2. -Т. LII. -С. 116-121.



*Юркина О.А.  
студент  
научный руководитель: Ильина Л.И., д.э.н.  
профессор  
Сыктывкарский государственный  
университет имени Питирима Сорокина*

**СБАЛАНСИРОВАННОСТЬ БЮДЖЕТОВ СУБЪЕКТОВ РФ И  
ОЦЕНКА РИСКА ПОТЕРИ ФИНАНСОВОЙ УСТОЙЧИВОСТИ (НА  
ПРИМЕРЕ СУБЪЕКТОВ СЕВЕРО-ЗАПАДНОГО ФЕДЕРАЛЬНОГО  
ОКРУГА)**

*Аннотация: В статье раскрываются вопросы, затрагивающие актуальные и действенные механизмы обеспечения сбалансированности и снижения риска потери финансовой устойчивости бюджетов субъектов РФ на материалах субъектов СЗФО. По результатам анализа финансового состояния бюджетов субъектов СЗФО, а также оценки динамики показателей сбалансированности и финансовой устойчивости их бюджетов за 2016-2022 гг. сформулированы направления обеспечения сбалансированности и повышения финансовой устойчивости бюджетов за счёт оптимизации ряда доходных и расходных статей.*

*Ключевые слова: субъекты Северо-Западного федерального округа, финансовая устойчивость, рейтинговая оценка бюджетов, сбалансированность бюджетов, региональный бюджет.*

*Yurkina O.A.  
student  
supervisor: Iljina L.I., doctor of Economics  
Professor  
Syktyvkar state University named after Pitirim Sorokin*

**BALANCING BUDGETS OF SUBJECTS OF THE RUSSIAN  
FEDERATION AND ASSESSMENT OF THE RISK OF LOSS OF  
FINANCIAL STABILITY (ON THE EXAMPLE OF SUBJECTS OF THE  
NORTHWESTERN FEDERAL DISTRICT)**

*Annotation: The article describes the issues affecting the actual and effective mechanisms of ensuring the balance and reducing the risk of loss of financial stability of the budgets of the Russian Federation federal districts on the materials of the Northwestern Federal District. Based on the results of analysis of the financial condition of the budgets of the Northwestern Federal District, as well as on the assessment of the dynamics of the indicator of the balance and*

*financial stability of their budgets for 2015-2026, the directions of ensuring the balance and improving the financial stability of budgets by optimizing a number of income and expense items are formulated.*

*Keywords: subjects of the Northwestern Federal District, financial stability, rating assessment of budgets, budget balance, regional budget.*

**Введение.** Считается, что наиболее удачный вариант бюджета субъекта РФ - это бездефицитный бюджет или же бюджет с профицитом, однако, на практике добиться такой сбалансированности бюджета не всегда удается. В результате возникает такое явление, как бюджетный дефицит, что в свою очередь приводит к появлению государственного долга.

Обеспечение сбалансированности и повышение финансовой устойчивости бюджетной системы является главной целью управления финансами. В условиях реализации Основных направлений бюджетной, налоговой и таможенно-тарифной политики на 2020 г. и на плановый период 2021 и 2022 гг. при прогнозировании замедления темпов роста ВВП из-за пандемии и снижения инвестиционной активности её достижение приобретает особую актуальность. Достижение устойчивого экономического роста невозможно без создания устойчивой финансовой базы субъектов РФ.

Под финансовой устойчивостью бюджета следует понимать способность публично-правового образования обеспечивать выполнение всех расходных обязательств, с учетом возможных внутренних и внешних факторов, за счет средств собственных доходов в текущей и долгосрочной перспективе. В ст.33 БК РФ прописано важное правило для достижения баланса между расходами и доходами бюджета, согласно которому объем предусмотренных бюджетом расходов должен соответствовать суммарному объему доходов бюджета и поступлений источников финансирования его дефицита, уменьшенных на суммы выплат из бюджета, связанных с источниками финансирования дефицита бюджета и изменением остатков на счетах по учету средств бюджетов[1].

**Методы.** Рассмотрены различные методики оценки сбалансированности бюджетов субъектов РФ и проведена оценка сбалансированности бюджетов субъектов СЗФО на основе методического подхода, предложенного Кузнецовой Е. В. и дополненного Найденовой Т. А.[3]

Таблица 1 – Показатели сбалансированности бюджетов субъектов СЗФО в 2019-2022 гг.\*

Субъект СЗФО	Коэффициент общей сбалансированности				Коэффициент базовой сбалансированности				Коэффициент собственной сбалансированности			
	2019	2020	2021	2022	2019	2020	2021	2022	2019	2020	2021	2022
Республика Карелия	1	1	1	1	1,02	0,96 ↓	1,00 ↓	1,00 ↓	0,61	0,62 ↑	0,77 ↑	0,77 ↑
Республика Коми	1	1	1	1	1,04	0,92 ↓	0,97 ↓	0,97 ↓	0,94	0,83 ↓	0,88 ↓	0,88 ↓
Архангельская область	1	1	1	1	1,04	0,92 ↓	0,99 ↓	1,00 ↓	0,76	0,63 ↓	0,70 ↓	0,72 ↓
Вологодская область	1	1	1	1	1,10	0,90 ↓	1,02 ↓	1,02 ↓	0,87	0,70 ↓	0,80 ↓	0,83 ↓
Калининградская область	1	1	1	1	1,01	0,96 ↓	0,99 ↓	0,99 ↓	0,42	0,36 ↓	0,40 ↓	0,44 ↑
Ленинградская область	1	1	1	1	1,01	0,95 ↓	0,95 ↓	0,97 ↓	0,93	0,87 ↓	0,88 ↓	0,92 ↓
Мурманская область	1	1	1	1	1,03	0,96 ↓	0,99 ↓	1,00 ↓	0,89	0,82 ↓	0,87 ↓	0,88 ↓
Новгородская область	1	1	1	1	0,99	0,90 ↓	1,01 ↑	1,03 ↑	0,71	0,51 ↓	0,78 ↑	0,83 ↑
Псковская область	1	1	1	1	0,99	0,96 ↓	0,99	0,98 ↓	0,56	0,57 ↑	0,67 ↑	0,69 ↑
г. Санкт-Петербург	1	1	1	1	0,98	0,84 ↓	0,94 ↓	0,97 ↓	0,94	0,79 ↓	0,91 ↓	0,94
Ненецкий автономный округ	1	1	1	1	1,01	0,84 ↓	0,90 ↓	0,90 ↓	0,85	0,73 ↓	0,70 ↓	0,66 ↓

\*составлено автором по данным федеральных законов о консолидированном бюджете субъектов СЗФО на 2020 г. и плановый период 2021 г. и 2022 г., а также по данным отчета об исполнении консолидированных бюджетов субъектов СЗФО за 2019 г.

Изучены различные методики оценки риска потери финансовой устойчивости бюджетов субъектов РФ и проведена оценка бюджетов субъектов СЗФО на основе методического подхода, предложенного Гладковской Е.Н., Цало И.М. и Тетеркиной Л.Б.[2] и внесены коррективы.

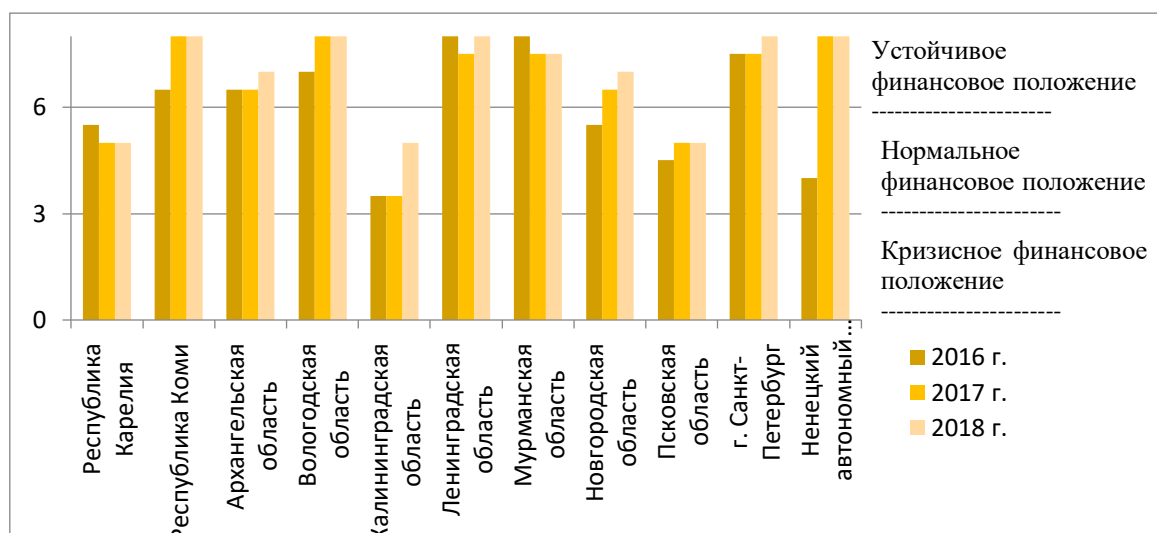


Рисунок 2 - Результаты балльной оценки финансовой устойчивости бюджетов субъектов СЗФО в 2016-2018 гг.

По результатам расчета показателей и проведения балльной оценки типа финансовой устойчивости субъектов СЗФО в 2016 г. неустойчивым финансовым положением характеризовались Республика Карелия, Ненецкий автономный округ, Калининградская, Новгородская и Псковская области. Такие регионы, как Республика Коми, г. Санкт-Петербург, Архангельская, Вологодская, Ленинградская и Мурманская области имели устойчивое финансовое положение. В 2017г., как и в 2018 г. субъектами СЗФО с повышенным риском потери финансовой устойчивости оставались Республика Карелия, Калининградская и Псковская области.

**Рекомендации.** При оценке содержания федеральных законов о бюджетах субъектов СЗФО на 2020 г. и плановый период 2021 г. и 2022 г. и статей об экономической ситуации в РФ были выделены следующие рекомендации для обеспечения сбалансированности и снижения риска потери финансовой устойчивости бюджетов субъектов СЗФО:

- введение прогрессивной шкалы по НДФЛ;
- выявление неиспользуемых бесхозных земельных участков, постановка их на учет и предоставление юридическим и физическим лицам по договорам аренды или купли-продажи;
- передача на федеральный уровень обязательств по уплате страховых взносов на обязательное медицинское страхование неработающего населения, пенсионное обеспечение и социальные доплаты к пенсии;
- разработать формулу, учитывающую потенциальные финансовые возможности каждого субъекта РФ;
- изменение системы отчислений из федерального бюджета при принятии субъектами РФ дополнительных бюджетных полномочий;
- законодательное закрепление паритета в разграничении доходов между федеральным центром и субъектами РФ;

- отменить неэффективные налоговые льготы и ввести механизм контроля за использованием налоговой льготы, связав его с показателями эффективности ее применения;

**Использованные источники:**

1. "Бюджетный кодекс Российской Федерации" от 31.07.1998 N 145-ФЗ (ред. от 15.10.2020)// Собрание законодательства РФ.-1998.- N 22.-Ст. 3823.
2. Гладковская Е.Н. Оценка финансовой устойчивости региональных бюджетов в России: методика и алгоритм ее применения [Текст] / Е.Н. Гладковская, И.М. Цало, Л.Б. Тетерекина // Вопросы управления. – 2017. – №6(49). – С. 119-131.
3. Найденова Т.А. Анализ качества сбалансированности бюджетов северных территорий // Журнал Актуальные проблемы гуманитарных и естественных наук. – 2016. – № 5-2. – С. 95-99.

*Юсупов Э.К.  
преподаватель русского языка  
кафедра языков  
Ташкентский институт инженеров  
ирригации и механизации сельского хозяйства*

## **МЕТОДИКА ПРЕПОДАВАНИЯ РУССКОГО ЯЗЫКА**

*Аннотация: Статья посвящена актуальным вопросам методики преподавания русского языка*

*Ключевые слова: Русский язык, методика, преподавания, педагог, обучения, учебный процесс*

*Yusupov E.K.  
Teacher of Russian  
at the Department of Languages  
Tashkent Institute of Irrigation and Agricultural  
Mechanization Engineers*

## **METHODS OF TEACHING THE RUSSIAN LANGUAGE**

*Annotation: The article is devoted to topical issues of the methodology of teaching the Russian language*

*Key words: Russian language, methodology, teaching, teacher, teaching, educational process*

Методика преподавания русского языка стоит в ряду педагогических наук. Ее можно назвать прикладной наукой, поскольку она, опираясь на теорию, призвана решать практические задачи воспитания, обучения и развития учащихся.

Как и любая другая наука, методика русского языка имеет свой предмет. Предметом ее изучения является процесс овладения родным языком в условиях обучения (овладение речью, письмом, чтением, грамматикой, фонетикой и пр.). Методика русского языка призвана изучить закономерности формирования умений и навыков в области языка, усвоения систем научных понятий по грамматике и по другим разделам науки о языке. Результаты этого изучения составляют фундаментальную базу для решения задач: на основе познанных закономерностей нужно выработать оптимальную систему обучения языку. Эта система (или, вернее, эти системы) должна обеспечить каждого школьника необходимым минимумом умений, навыков и знаний по языку. Одновременно методика учитывает ряд социальных требований к обучению: обеспечивает такое



построение обучения, которое максимально способствовало бы коммунистическому воспитанию учащихся, развитию их мышления, а также было бы эффективным, достаточно экономным.

По традиции, говоря о задачах методики как прикладной науки, называют три ее задачи:

*Чему учить?* Ответом на этот вопрос является разработка содержания обучения — программ по русскому языку, создание учебников и различных учебных пособий для учащихся, их постоянное совершенствование, проверка доступности и эффективности.

*Как учить?* В соответствии с этим вопросом разрабатываются методы обучения, методические приемы, системы упражнений, рекомендации по применению тех или иных видов заданий, пособий, последовательных систем практических работ учащихся, уроков и их циклов и т. п.

*Почему так, а не иначе?* Здесь подразумевается исследование сравнительной эффективности методов, обоснование выбора методики, экспериментальная проверка рекомендаций и т. д.

Методика русского языка изучает уровни знаний, умений и навыков учащихся на разных ступенях обучения, выясняет причины успехов или неудач в обучении, исследует типичные ошибки — речевые, орфографические и пр., находит способы их устранения и предупреждения. Время подсказывает свои задачи методике, как и педагогической науке в целом. Так, в наши дни в методике русского языка идет активный поиск таких методов и приемов, которые обеспечивали бы максимальную познавательную активность и самостоятельность школьников в учебном процессе; наилучшее развитие мышления и речи учащихся; прочность усвоенных знаний, умений и навыков и т. д.

Обучение языку происходит в дошкольных учреждениях, в школе — начальной и средней, в техникумах (например, в педагогических училищах), в вузах. Задачи обучения родному языку на всех этих ступенях обучения, конечно, не могут совпадать. Но основные требования науки одинаковы: везде предметом науки является процесс овладения языком, независимо от ступени обучения методика изучает объективные закономерности усвоения языка, разрабатывает системы обучения, проверяет их и т. д.

Но каждая ступень имеет свои особенности. Так, методика дошкольного воспитания ориентируется в области родного языка в основном на развитие речи детей.

Методика начального обучения - русскому языку, которая нас интересует в первую очередь, имеет свои, специфические особенности. Во всех своих разделах (кроме развития речи учащихся) она не может опереться, за редкими исключениями, на какой-то фундамент, заложенный ранее. Этим обусловлено и само ее название — «методика начального обучения». Назовем основные разделы методики:

«Методика обучения грамоте», т. е. элементарному чтению и письму. Проблема обучения детей грамоте всегда стояла чрезвычайно остро не только в педагогике, но и в социальной жизни, так как грамотность народа — это его оружие в борьбе за освобождение, за политическое сознание, за культуру. Общеизвестны огромные успехи методики обучения грамоте в СССР.

«Методика чтения». Задача предмета «Чтение» в начальных классах, как известно, состоит в первую очередь в вооружении детей навыком достаточно беглого, правильного, сознательного и выразительного чтения. Начальная школа призвана подготовить школьника к переходу в среднее звено школы и как чтеца, и как читателя.

«Методика грамматики и орфографии». Она включает обучение элементарному письму и каллиграфии, формирование грамматических понятий, первых орфографических навыков — когда нет еще достаточной грамматической основы.

«Развитие речи учащихся». Этот раздел обладает в начальной школе своеобразием. Дети впервые осознают язык, речь как предмет изучения — анализа и синтеза; овладевают речью, которая вызывается не самой ситуацией, а волевым актом: они поставлены в условия, когда речь нужно обдумывать, планировать, говорить не только о том, о чем очень хочется сказать, не только о том, что интересно; овладевают письменной речью, которая, как известно, отличается от устной не только своей графической формой, но и лексикой, и синтаксисом, и морфологическими формами.

Методика должна также обеспечить дальнейшее обогащение словаря детей, развитие их синтаксиса, их связной речи.

Методика русского языка, как и другие педагогические науки, затрагивает интересы десятков, сотен миллионов людей. Известно, сколько горя приносит «двойка» за диктант, за сочинение.

Практическая цель методики — обеспечить для всех школьников наиболее полное, всестороннее овладение богатствами языка. При этом нельзя забывать, во-первых, что язык — важнейшее средство общения между людьми (коммуникации). Без языка невозможно существование современного общества, невозможна его деятельность. Роль языка как средства общения непрерывно возрастает, и задача школы — сделать его (язык) наиболее совершенным, тонким орудием общения. Во-вторых, язык есть средство рационального, логического познания; именно в языковых единицах и формах осуществляется обобщение в процессе познания, абстрагирование, связывание понятий в суждениях и умозаключениях. Язык, речь неразрывно связаны с мышлением: «в речи мы формулируем мысль, но, формулируя ее, мы сплошь и рядом ее формируем»<sup>1</sup>. Овладевая языком, развивая свою речь, школьник тем самым развивает свои мыслительные способности.

Методическая наука должна обеспечить такие пути обучения в школе, которые гарантируют высокое речевое развитие будущих граждан социалистического общества, а также понимание общественной роли всестороннего овладения языком. Значит, развитие речи — важнейшая задача учебного заведения.

**Использованные источники:**

1. Рамзаева Т.Г., Львов М.Р. Методика обучения русскому языку в начальных классах: Учеб. пособие для студентов пед. ин-тов по спец. № 2121 «Педагогика и методика нач. обучения» 1979 год
2. Бакеева Н.З. Вопросы методики русского языка в национальной школе. -М., 1976 год
3. Леошьев А А Научные основы принципа активной коммуникативности // Доклады на V Международном конгрессе МАПРЯЛ -М, 1982 год
4. Новиков Л.А. Лингвистические основы методики преподавание русского языка как иностранного//Русский язык за рубежом. – 1976 год

*Юсупова Х.И., педагогика фанлари бўйича  
фалсафа доктори (PhD)  
ўқитувчиси  
ЎзДЖТУ*

## **МИЛЛАТЛАРАРО МУЛОҚОТ МАДАНИЯТИНИ ТАРКИБ ТОПТИРИШ ДОЛЗАРБ МУАММО СИФАТИДА**

*Аннотация: ушбу мақолада миллатлараро мулоқот, маданият тушунчасининг моҳияти, мазкур тушунчаларнинг дунёда олиб борилган тадқиқотлардаги ўрни ва айнан педагогика фанида миллатлар ёки маданиятлараро мулоқот тушунчасининг кенг талқин этилиши унинг қадриятли ва технологик даражаларини тадқиқ этиши ҳақида ҳамда миллатлараро мулоқотга тайёрлаш тушунчасига муаллифлик таърифи берилган.*

*Калит сўзлар: миллатлараро мулоқот, мулоқот маданияти, умуммаданий компетенция, миллатлараро мулоқотга тайёрлаш, антропологик ёндашув, лингвомаданий механизм.*

*Юсупова Х.И., доктор философии педагогических наук (PhD)  
преподаватель  
УзГУМЯ*

## **ОБЪЕДИНЕНИЕ КУЛЬТУРЫ МЕЖДУНАРОДНОЙ КОММУНИКАЦИИ КАК СЛОЖНАЯ ПРОБЛЕМА**

*Аннотация: В статье раскрывается сущность концепции межэтнического общения, культуры, роль этих концепций в мировых исследованиях и широкое толкование концепции межэтнической или межкультурной коммуникации в педагогике, ее ценностно-технологический уровень и концепция подготовки к межэтническому диалогу.*

*Ключевые слова: межэтническое общение, культура общения, межкультурная компетенция, подготовка к межэтническому общению, антропологический подход, лингвокультурный механизм.*

*Yusupova Kh.I., Doctor of Philosophy (PhD) in Pedagogical Sciences  
Teacher  
UzSWLU*

## UNITING THE CULTURE OF INTERNATIONAL COMMUNICATION AS A COMPLEX PROBLEM

*Annotation: This article describes the essence of the concept of interethnic communication, culture, the role of these concepts in world research and the broad interpretation of the concept of interethnic or intercultural communication in pedagogy, its valuable and technological level and the concept of preparation for interethnic dialogue.*

*Keywords: interethnic communication, communication culture, intercultural competence, preparation for interethnic communication, anthropological approach, linguocultural mechanism.*

Жаҳон тажрибаси шуни кўрсатмоқдаки, миллатлараро мулоқот турли миллат вакилларининг ўзаро ҳамжиҳатликда ҳаракат қилиши, мулоқотга киришиши, фикр ва ахборот алмашилиши давлатлар ҳамда миллатларнинг тотувликда осойишта яшаши ва ҳамжиҳатликда фаолият кўрсатишида муҳим аҳамиятга эга. Айниқса, ўқувчиларни миллатлараро мулоқотга тайёрлашнинг лингвомаданий механизмларини такомиллаштириш, антропологик ёндашув асосида ўқувчиларда инсонпарварлик туйғусини ривожлантиришга алоҳида эътибор қаратилмоқда.

Ўзбекистон Республикаси Президентининг 2017 йил 19 майдаги “Миллатлараро муносабатлар ва хорижий мамлакатлар билан дўстлик алоқаларини янада такомиллаштириш чора-тадбирлари тўғрисида”ги Фармони бу борадаги саъй-ҳаракатларни самарали мувофиқлаштиришга йўналтирилган давлат сиёсатини рўёбга чиқаришга қаратилгани билан аҳамиятлидир.

Ўзбекистонда яшаётган халқлар ва улар маданиятларининг умумий манфаатларини ҳимоя қилиш давлатимиз сиёсатининг устувор йўналиши ҳисобланади. Ўзбекистон Республикасида сиёсат, иқтисодиёт, маданият соҳасида амалга оширилаётган ислохотларнинг марказида ҳам мазкур жамиятда яшаётган турли миллат ва маданият вакиллари манфаатларини ҳимоя қилиш мақсади туради. Чунки миллатлар орасида вужудга келадиган ҳар қандай миллий биқиклик, ўз навбатида, жамият аъзолари орасида турли зиддиятларнинг вужудга келишига асос бўлади. Миллатлар орасида ўзаро барқарор муносабатларни вужудга келтириш ва мустаҳкамлашнинг асосий шарти уларнинг миллий маданиятларини ривожлантириш ҳамда халқлар орасидаги муносабатларни уйғунлаштиришдан иборат.

Миллатлараро мулоқот тушунчасининг моҳияти барча миллат ва элатлар томонидан тўпланган, авлоддан-авлодга ўтиб келаётган анъана, қадриятларни ривожлантириш ҳамда сақлаб қолишда ўз аксини топади. Мазкур тушунча умуммаданий компетенция асосида турли миллат вакиллари ўртасида ўзаро ишончга асосланган мулоқотни йўлга қўйишни

талаб этади ва шахснинг ижодий ҳамда маънавий ривожланиши учун шарт-шароит яратади.

Ж.Туленов ва З.Ғофуровларнинг ишларида миллатлараро муносабатлар мазмунида турли миллат ва элатлар манфаатларининг тенглигига эришиш, улар ўртасида ўзаро биродарлик, қардошлик туйғуларини қарор топтириш, этник зиддиятларнинг олдини олиш, шовинизм, миллий экстремизм, иркчиликнинг ҳар қандай кўринишига қарши биргаликда курашиш каби ғоялар ўз аксини топиши лозимлиги қайд этиб ўтилади.

Республикамизда миллатлараро мулоқот маданиятини таркиб топтириш кўплаб тадқиқотларда байналмилаллик тарбияси тарзида тадқиқ этилган. А.С.Калдыбекова томонидан олиб борилган тадқиқотларда қозоқ мактабларида миллий адабиётни ўрганиш жараёнида юқори синф ўқувчиларининг байналмилал тарбиясини ташкил этиш ҳамда Урхун-Энасой ёзма ёдгорликларини ўрганиш жараёни билан боғлиқликда мазкур муаммонинг долзарблиги очиб берилган.

К.Ғ.Камолова томонидан олиб борилган тадқиқот оилада ўзбек ва татар халқлари анъаналарининг ўзаро уйғунлиги асосида ўсмирларнинг хулқ-атвор маданиятини тарбиялаш масаласини тадқиқ этишга йўналтирилган. М.Қуронов ҳамда О.Мусаевлар томонидан олиб борилган тадқиқотларда ҳам байналмилаллик тарбияси ва уни ташкил этиш масаласи ўрганилган бўлиб, муаллифлар байналмилаллик тарбиясининг натижаси шахс, хусусан, ёшларда миллатлараро мулоқот маданиятининг тарбияланганлик даражаси билан тавсифланишига урғу бериб ўтадилар.

М.Рустамова томонидан олиб борилган тадқиқотда байналмилаллик тарбиясининг моҳияти бир қадар тўлақонли очиб берилишига эришилган. Муаллиф, аввало, “байналмилаллик” тушунчасини шарҳлашга уринади ва бу борада қуйидаги фикрларни илгари суради: “Байналмилаллик бошқа миллат ва элатларга нисбатан ҳурмат ва тенглик ҳисси билан муносабатда бўлиш демакдир. Бошқаларни ҳурмат қилиш учун эса, авваламбор, инсон ўзини ҳурмат қила билиши керак. Бошқа миллат ва элатларни ҳурмат қилишдан олдин эса ўз миллатини ёки элатини ҳурмат қила билиши керак. Яъни, Сиз ўз миллатингизни, унинг маданияти, ахлоқини, жаҳон маданиятига қўшган улушини чуқур ва ҳар томонлама билсангизгина бошқа миллат ва элатларга тенг кўз ва ҳурмат билан қарай оласиз”.

Миллатлараро мулоқот маданиятининг педагогик асосларини биринчилардан бўлиб тадқиқ этган олим И.Ғ.Харламов миллатлараро муносабатлар маданияти фидойилик каби шахснинг муҳим сифатларидан бири эканлигини таъкидлайди. Унинг таъбирича, миллатлараро мулоқот маданияти мазкур муносабатнинг юқори даражадаги такомиллашуви ва ривожланишидир. Ўз навбатида, миллатлараро мулоқотнинг ривожланиш жараёни миллатлар ва халқларнинг уйғунлашувига имконият яратади. Бунинг



натижасида улар орасидаги ҳамкорлик мустаҳкамланади ва турли миллат вакиллариغا нисбатан ҳурмат ҳисси тарбияланади.

Сўнгги йилларда миллатлараро мулоқот маданияти билан боғлиқликда педагогик атамалар таркиби маданиятлараро мулоқот, мамлакатшунослик, лингвомаданият каби тушунчалар билан бойиди. Мазкур тушунчаларни мазмун-моҳиятининг тўлиқ англаниши ўқувчиларни миллатлараро мулоқотга тайёрлашда муҳим аҳамият касб этади. З.Т.Гасанов ва Р.И.Кадиевалар миллатлараро мулоқотни турлича миллий умумийликка эга бўлган кишилар орасидаги ўзаро алоқадорлик ва муносабат сифатида тушунадилар. Мазкур кишиларнинг ҳар бири турлича нуқтаи назарлар, маънавий қадриятлар, фикрлар, ҳис-туйғуларга эгадирлар. Бундай мулоқот ўқувчиларнинг умуммаданий компетенциясига алоқадор бўлиб, улардан умуминсоний меъёрлар ва ахлоқий меъёрларга амал қилиш кўникмаларига эга бўлишни талаб қилади. Э.К.Суслова ўз тадқиқотида миллатлараро мулоқот этикаси атамасини қўллайдди. Муаллиф гарчанд унинг моҳиятини тўлиқ очиб бермаган бўлсада, унинг куйидаги белгиларини ажратиб кўрсатади: ўзаро самимият, дўстлик, турли миллат вакиллариغا нисбатан ҳурмат, ҳиссий, ижобий муносабат кабилар.

Мазкур йўналишда салмоқли тадқиқотларни амалга оширган В.Н.Комаров миллатлараро мулоқот маданиятининг ўзига хос жиҳатларини таҳлил қилар экан, уни шахснинг кўп қиррали ижтимоий-психологик хусусияти сифатида эътироф этади. Миллатлараро мулоқотга тайёрлик уйғунлашган тавсифга эга бўлган ва алоҳида мазмун касб этувчи амалий кўникма ва малакалар мажмуидир.

Р.И.Кусарбаев эса, ўз тадқиқотларида миллатлараро ҳамкорлик маданияти тушунчасини қўллаган. Мазкур тушунча остида ўқув жараёнида турли миллат вакиллариининг ўзаро алоқадор бўлган манфаатдорликка асосланган қизиқишлари тушунилади. Шунингдек, иқтисодий, сиёсий, ижтимоий-маънавий ҳаётдаги ўзаро тенглик ва байналминаллик тамойилларига асосланган бир-бирларини тушуниш ҳар бир шахснинг тараққиётига хизмат қилиши таъкидланади. Бундай кўникмалар кўпмиллатли Ўзбекистонда яшовчи ҳар бир шахс учун ниҳоятда зарурдир.

Педагогика фанида миллатлар ёки маданиятлараро мулоқот тушунчасининг кенг талқин этилиши унинг қадриятли ва технологик даражаларини тадқиқ этишга ундайди. Маданият ижтимоий-педагогик ҳамда психологик ҳодиса сифатида ўзида қадриятлар ва фаолият усулларини мужассамлаштиради. Шунинг учун ҳам биз миллатлараро мулоқот тушунчасини ижтимоий-педагогик ҳодиса сифатида таҳлил қилишга ҳаракат қилдик. Ана шу нуқтаи назардан ўқувчиларни миллатлараро мулоқотга тайёрлаш тушунчасига қуйидагича муаллифлик таърифини бердик: “Ўқувчиларни миллатлараро мулоқотга тайёрлаш миллий ва умуммаданий таянч компетенция билан алоқадорликда маданиятлараро мулоқотни ривожлантириш доирасида шахснинг маданий идеалларни ўзлаштиришига

қаратилган ташкилий, режали, мақсадга йўналтирилган ҳамда босқичма-босқич амалга оширишни талаб этадиган жараёнدير”.

Ҳар бир халқ ўзининг миллий мансублигига кўра бошқаларга ўхшамайдиган, улардан фарқ қиладиган хусусиятларга эга. Мазкур хусусиятлар мажмуи ушбу миллат вакилининг характери ҳамда рухий хусусиятларини белгилайди. Бу ҳар бир миллатнинг миллий маданиятида яққол намоён бўлади. Шунинг учун Ўзбекистоннинг барча ҳудудларида миллий маданиятларнинг ўзига хос жиҳатларини ҳисобга олиш ва ҳурмат қилиш имконияти мавжуд. Бунинг учун миллий маданиятларнинг вакиллари билан мулоқот қилиш йўналишларини пухта эгаллаган ёшларни тарбиялаш алоҳида аҳамиятга эга.

#### **Фойдаланилган адабиётлар рўйхати:**

1. Ўзбекистон Республикаси Президентининг 2017 йил 19 майдаги “Миллатлараро муносабатлар ва хорижий мамлакатлар билан дўстлик алоқаларини янада такомиллаштириш чора-тадбирлари тўғрисида”ги фармони / “Халқ сўзи” газетаси. 2017 йил 22 май.
2. Ахроров Ю.А. Педагогические основы подготовки будущих учителей к формирование культуры межнационального общения у учащихся. дисс...докт.пед.наук. – Т, 1993. – 305 с.
3. Юсупова Х.И. Таълим олувчиларни миллатлараро мулоқотга тайёрлашнинг назарий асослари. // Монография. - Тошкент: Fan va technology, 2013. -152 б.

*Яминова Н.Х.*  
*ассистент кафедры ВОП №1*  
*Тошпулатов Б.Х.*  
*ассистент кафедры дерматовенерология*  
*Шокирова Г.К.*  
*ассистент кафедры госпиталь терапии и эндокринологии*  
*Солиев А.А.*  
*управление военной подготовки и гражданской обороны*  
*Андижанский государственный медицинский институт*  
*Узбекистан, Андижан*

## **В-КЛЕТОЧНАЯ АКТИВАЦИЯ И АНТИ-В-КЛЕТОЧНАЯ ТЕРАПИЯ ПРИ АНКИЛОЗИРУЮЩЕМ СПОНДИЛИТЕ**

*Аннотация. В данной работе рассматривается клиническая оценка показателя В-клеточной активации и эффективности анти-В-клеточной терапии (ритуксимаба) при анкилозирующем спондилите. У больных анкилозирующим спондилитом с высоким показателем В-клеточной активации применение анти-В-клеточной терапии (ритуксимаба) обладает высокой клинической эффективностью.*

*Ключевые слова: анкилозирующий спондилит, ритуксимаб, клинические признаки поражения позвоночника.*

*Yaminova N.X.*  
*assistant of the department GPD №1*  
*Toshpolatov B.X.*  
*assistant of the department dermatovenerology*  
*Shokirova G.K.*  
*assistant of the department hospital therapy and endocrinology*  
*Soliev A.A.*  
*Military training and civil defense directorate*  
*Andijan state medical university*  
*Uzbekistan, Andijan*

## **B-CELL ACTIVATION AND ANTI-B-CELL THERAPY FOR ANKYLOSING SPONDILITIS**

*Summary. This paper discusses the clinical evaluation of b-cell activation and the effectiveness of anti-B-cell therapy (rituximab) for ankylosing spondylitis. In patients with ankylosing spondylitis with a high rate of B-cell activation, the use of anti-B-cell therapy (rituximab) is highly clinically effective.*

*Keyword: ankylosing spondylitis, rituximab, clinical signs of spinal damage.*

**Введение.** Среди ревматических заболеваний по высоким темпам прогрессирования болезни и ранней инвалидизации больных одну из ведущих мест занимает анкилозирующий спондилит (АС) [1].

К надежным критериям клинической оценки эффективности проводимой терапии при АС относятся определение выраженности клинических признаков поражения позвоночника таких, как общая оценка боли в позвоночнике, оценка утомляемости, длительности и выраженности утренней скованности позвоночника, индекс BASDAI и функциональная оценка подвижности суставов [2, 3].

Одним из эффективных видов базисной терапии АС является применение генно-инженерных биологических препаратов (ГИБП), а именно ингибиторов фактора некроза опухоли  $\alpha$ , использование которых в лечении АС по данным многих авторов приводят к стойкой ремиссии болезни [4, 5, 6, 7, 8].

Принципиально новой моделью лечения АС является анти-В-клеточная терапия (применение ритуксимаба), предварительные результаты использования которого в лечении АС показывают хорошую эффективность [9,10, 11, 12, 13].

**Цель исследования.** Клиническая оценка показателя В-клеточной активации и эффективности анти-В-клеточной терапии (ритуксимаба) при АС по динамике клинических признаков поражения позвоночника.

**Материалы и методы.** Исследование В-клеточной активации проводили путем определения спонтанной Ig-синтезирующей активности В-лимфоцитов (СИАЛ) методом количественной цитофлюориметрии.

Анти-В-клеточную терапию у больных АС проводили, таким анти-В-клеточным препаратом, как ритуксимаб (Мабтера®).

Выраженность клинических признаков поражения позвоночника при АС оценивали по следующим 6 (шести) общепринятым показателям: общая оценка боли в позвоночнике по визуальной аналоговой шкале (ВАШ), оценка утомляемости, длительность и выраженность утренней скованности позвоночника по ВАШ, индекс BASDAI и функциональная оценка подвижности позвоночника.

Обследование и лечение больных АС проводились на базе специализированных ревматологических отделений Ошских межобластной и городской клинических больниц и отделения общей терапии Ошской областной специальной больницы при Аппарате Президента Кыргызской Республики.

**Результаты и обсуждение.** Исследования показателя СИАЛ проводили у 158 у больных АС, результаты представлены в таблице 1.

Табл. 1.

## Уровень СИАЛ у обследованных лиц

Контингент	n	M±m	Число положительных результатов	
			абс.	%
Здоровые	30	124,1±1,92	2	6,7
Больные ОА	22	128,1±1,99	4	18,2
Больные АС	158	140,7±2,66**	127	80,4
I ст активности	49	131,3±2,09	26	53,1
II ст активности	63	142,5±3,11**	55	87,3
III ст активности	46	146,8±3,19***	46	100

Примечание: \*- достоверно, по сравнению со здоровыми лицами (\*-  $p < 0,05$ ; \*\*-  $p < 0,01$ ; \*\*\*-  $p < 0,001$ ).

Как видно из таблицы 1, уровень СИАЛ у больных АС был достоверно выше, чем у здоровых лиц ( $p < 0,01$ ) и больных ОА ( $p < 0,05$ ). Уровень СИАЛ выше нормы выявлен у 77,8% больных АС, лишь у 18,2% больных ОА и всего лишь у 6,7% здоровых лиц. Уровень СИАЛ у больных АС при II (умеренной) степени активности был достоверно выше ( $p < 0,05$ ), чем при I (минимальной) степени активности. А при III (выраженной) степени активности показатель СИАЛ был значительно выше ( $p < 0,001$ ), чем при I степени активности АС.

Анти-В-клеточную терапию провели у 11 больных АС. Ритуксимаб назначали после предварительной неэффективности НПВП и, как минимум, одного из ингибиторов фактора некроза опухоли. Еще одним условием применения ритуксимаба у больных АС было наличие III степени активности болезни и высоких уровней показателя СИАЛ.

Ритуксимаб назначали в дозе 500 мг внутривенно капельно 2 раза с интервалом в 2 недели каждые 6 месяцев.

Результаты клинической оценки по динамике выраженности 6 (шести) клинических признаков поражения позвоночника у больных АС на фоне лечения ритуксимабом через 6, 12 и 24 месяцев от начала лечения представлены в таблице 2.

Таблица 2.

Динамика выраженности признаков поражения позвоночника под влиянием терапии Ритуксимаба у больных АС (до лечения и через 6, 12 и 24 месяцев после лечения) ( $M \pm m$ )

Признаки поражения позвоночника	Динамика признаков поражения позвоночника			
	до лечения	через 6 мес	через 12 мес	через 24 мес
Боль в позвоночнике (ВАШ), мм	63,2±3,67	54,9±4,18*	52,4±4,35**	46,3±4,84**
Утомляемость позвоночника (ВАШ), мм	58,2±3,53	48,1±3,94*	44,5±4,39**	41,3±4,42**
Длительность утренней скованности позвоночника (ВАШ), мин	281,9±34,5	186,1±34,9*	163,6±34,6**	150,8±38,6**
Выраженность утренней скованности позвоночника (ВАШ), мм	70,2±3,92	62,1±3,56*	56,1±3,99**	51,8±4,02**
BASDAI, см	5,5±0,94	3,6±0,89*	2,8±0,91**	2,6±0,86**
Позвоночный индекс, см	13,4±1,69	12,1±1,73*	9,1±1,97**	7,1±1,98**

Примечание: \*- $p < 0,05$ , \*\*-  $p < 0,01$ , \*\*\*-  $p < 0,001$  (достоверность различий по отношению к показателям до лечения).

Как видно из таблицы 2, у больных АС под влиянием лечения ритуксимабом отмечено достоверно снижение боли в позвоночнике к концу 6-го месяца лечения ( $p < 0,05$ ) и дальнейшее ее снижение к концу 12-ти и 24-х месячного лечения ( $p < 0,01$  и  $p < 0,001$ ).

При анализе динамики остальных других 5 (пяти) клинических признаков поражения позвоночника (утомляемость позвоночника, утренняя скованность позвоночника, выраженность утренней скованности позвоночника, индекс активности BASDAI и позвоночный индекс) отмечена такая же закономерность.

Таким образом, ритуксимаб при АС оказывают положительное влияние на динамику всех шести клинических признаков поражения позвоночника.

### Выводы

1. У подавляющего большинства больных анкилозирующим спондилитом отмечено высокая В-клеточная активность. Показатель В-клеточной активности коррелирует с высокой активностью патологического процесса при АС.

2. При анкилозирующем спондилите применение анти-В-клеточной терапии (ритуксимаба) обладает высокой клинической эффективностью.



Дополнительным показателем для назначения ритуксимаба у больных анкилозирующим спондилитом может быть высокий уровень В-клеточной активации.

**Использованные источники:**

1. Эрдес Ш.Ф., Бадокин В.В., Бочкова А.Г. О терминологии спондилоартритов. *Научно-практическая ревматология*. 2015; 53(6): 637-60.
2. Stolwijk C., van Onna M., Boonen A., van Tubergen A. Global Prevalence of Spondyloarthritis: A systemic review and metaregression analysis. *Arthritis Care Res*. 2016; 68; 1320-31. doi: 10.1012/acr.22831/
3. Elyan M., Khan M. Diagnosing Ankylosing Spondylitis. *The Journal of Rheumatology*. – 2006. – Vol. 33. – Suppl. 78.
4. Van der Heide D., Ramiro S., Landewe R. 2016 update of the ASAS-EULAR management recommendation for axial spondyloarthritis. *Ann Rheum Dis*. 2017 Jun; 76(6):978-91. doi: 10.1002/annrheumdis-2016-210770.
5. Насонов Е.Л. Российские клинические рекомендации. Ревматология. Москва: Геотар-Медиа; 2017; 464 с.
6. Ward MM, Deodhar F, Akl EA. American College of Rheumatology/Spondylitis Association of America/Spondyloarthritis Research and Treatment Network 2015 Recommendations for the Treatment of Ankylosing Spondylitis. *Ann Rheum Dis*. 201 Feb; 68(2):282-98. doi: 10.1002/art.39298.
7. Сравнительная оценка долгосрочной эффективности и безопасности биоаналога инфликсимаба VCD-055 и референтного инфликсимаба у пациентов с анкилозирующим спондилитом: результаты международного многоцентрового рандомизированного двойного слепого клинического исследования III фазы ASART-2. *Научно-практическая ревматология*. 2018; 56(3):293-301.
8. Breban M., Ravaud P., Claudepierre P. et al. Maintenance of Infliximab Treatment in Ankylosing Spondylitis Results of a One-Year Randomized Controlled Trial Comparing Systematic Versus On-Demand Treatment. *Arthr & Rheum*. –2008. – Vol. 58. – N1. – P. 88-97.
9. Протопопов М.С., Лапшина С.А., Мясоутова Л.И. Ритуксимаб как альтернатива иФНО в лечении пациентов с анкилозирующим спондилитом. *Сборник тезисов I Евразийского конгресса ревматологов, Алматы, 2012, с.79-80.*
10. Мамасайдов А.Т., Кульчинова Г.А. Клиническая эффективность различных видов базисной терапии анкилозирующего спондилита (по результатам 6-месячного исследования). *Вестник Кыргызско-Российского (Славянского) университета*. – 2014. – т.14, №5. – с. 86-89.
11. Мамасайдов А.Т., Кульчинова Г.А. Динамика показателей функционального статуса у больных с анкилозирующим спондилитом под влиянием различных видов базисных препаратов. *Вестник Кыргызско-Российского (Славянского) университета*. – 2014. – т.14, №5. – с. 90-93.

12. Мамасаидов А.Т., Кульчинова Г.А. Клиническая оценка различных видов базисной терапии при анкилозирующем спондилите. *Вопросы организации и информатизации здравоохранения*. – 2016. - №5. – с.193-195.
13. Мамасаидов А.Т., Кульчинова Г.А. Сравнительная эффективность различных видов базисной терапии при анкилозирующем спондилите. *Сборник докладов V Всероссийского съезда врачей общей практики (семейных врачей)*. - 2018г. - с.34-35.

УДК 519.863

*Ахмедов Р.М.  
академик АН Турон  
НамИСИ  
Муйдинов С.  
преподаватель  
НамИСИ  
Согинбоева У.С.  
исследователь  
НамИСИ  
Акрамова Д.  
исследователь  
НамИСИ*

## ЭКОНОМИКО-МАТЕМАТИЧЕСКОЕ МОДЕЛИРОВАНИЕ СРОКОВ ПРОВЕДЕНИЯ РЕМОНТА И РЕКОНСТРУКЦИИ МОСТОВ

*Аннотация: В статье освещены экономико-математическое моделирование сроков ремонта и реконструкции мостов.*

*Ключевые слова: мосты, экономико-математическое моделирование, сроки ремонта, реконструкция мостов.*

*Akhmedov R. M.  
academician of the Academy of Sciences of Turon  
Muidinov S.  
teacher  
Soginbaeva U. S.  
researcher  
Akramova D.  
researcher*

## ECONOMIC AND MATHEMATICAL MODELING OF THE TIMING OF BRIDGE REPAIRS AND RECONSTRUCTION

*Abstract: The article highlights the economic and mathematical modeling of the timing of repair and reconstruction of bridges.*

*Key words: bridges, economic and mathematical modeling, terms of repair, reconstruction of bridges.*

Литературный обзор вопроса сроков проведения ремонта и реконструкции мостов, а также анализ статистических материалов о

состоянии искусственных сооружений в регионе показывает [1, 5, 8-12], что в настоящее время, несмотря на постоянный рост категории автомобильных дорог и капитальности автодорожных мостов, уровень их транспортно-эксплуатационного состояния является весьма низким. Ряд дорожных мостов и эстакад нуждаются в ремонте, а некоторые вообще заброшены, поставлена задача провести инвентаризацию всех мостов, разработать адресную программу по их ремонту и восстановлению [13].

Как показывают расчеты, следствием невысоких транспортно-эксплуатационных качеств мостов являются значительные размеры ежегодных потерь на автомобильном транспорте и в нетранспортных отраслях национальной экономики Республики Узбекистан [3]. Кроме того, низкое техническое состояние искусственных сооружений ведет к увеличению темпов их физического износа.

Такое положение во многом обусловлено нехваткой высококвалифицированных специалистов в области эксплуатации искусственных сооружений и имеющимися недостатками в планировании ремонта и реконструкции мостов, в первую очередь, почти полным отсутствием системы плано-предупредительного их ремонта, базирующейся на комплексе взаимосвязанных между собой технико-экономических норм и нормативов. В результате, при планировании ремонта мостов превалирует субъективный подход, потребность в них систематически занижается, а требуемые профилактические мероприятия по обеспечению сохранности и надежной работы элементов сооружений, как правило, не осуществляются. В связи с этим дальнейшее развитие и качественное совершенствование методики планирования и управления ремонтом и реконструкцией автодорожных мостов на основе эконометрических и статистических методов исследования является необходимым условием повышения эффективности функционирования автомобильных дорог и искусственных сооружений, следовательно, и значительного снижения издержек национальной экономики на перевозку грузов и пассажиров.

Анализ влияния состояния искусственных сооружений на ежегодные потери на автомобильном транспорте и в нетранспортных отраслях национальной экономики показывает, что их размеры зависят от транспортно-эксплуатационных качеств автомобильных дорог и мостов, поэтому формализация экономико-математической модели и определение оптимальных межремонтных сроков службы искусственных сооружений является актуальной проблемой [1-9].

Методы и методика технико-экономического обоснования сроков и объемов реконструкции (уширения) автодорожных мостов на основе использования функциональной модели динамического программирования рассматриваются в работах [8-12]. В этих работах оптимальные сроки и размеры уширения сооружений при планировании ремонтных работ

предлагается определять путем экономического сравнения возможных стратегий развития их габаритов, причем никаких ограничений на минимальные размеры габаритов мостов по условиям их эксплуатации (интенсивности движения проходящих нагрузок) не накладывается. В условиях принятого критерия (минимума приведенных затрат) такой подход может привести к тому, что рассчитанные оптимальные габариты сооружений войдут в противоречие с установленными в соответствии с нормами, исходя из условий обеспечения требуемой безопасности движения на мостах.

В статье предлагается научно обоснованный подход к определению межремонтных сроков службы мостов, используемые при планировании их ремонтных работ, который заключается в исследовании процессов взаимообусловленности и взаимозаменяемости различных видов ремонтных воздействий и установлении на их основе оптимальной стратегии проведения всех видов ремонтных работ. Это означает, что при его использовании предполагаются известными объективно существующие количественные взаимосвязи между объемами каждого вида ремонтных воздействий и сроками службы основных конструктивных частей или элементов моста.

Постановка задачи по определению оптимальных межремонтных сроков службы автодорожных мостов сформулирована следующим образом.

Заданы статистические характеристики распределения объемов работ по текущему ремонту в зависимости от сроков его выполнения, а также объем капитального ремонта (стоимость замены) и возможный диапазон сроков его проведения для каждого конструктивного элемента сооружения. Также известны размеры потерь на автомобильном транспорте от несвоевременного проведения текущих ремонтов отдельных элементов мостов.

Требуется определить такие сроки выполнения текущих и капитальных ремонтов сооружения в целом, при которых обеспечивается минимум приведенных затрат на ремонт сооружения и реализацию транспортного процесса в течение всего периода его эксплуатации.

Критерий решения этой задачи в формализованном виде выражается следующим образом:

$$Z = \sum_{i=1}^n \sum_{j=1}^{m_i} C_{ij} \beta_{t_{ij}} + \sum_{i=1}^n \sum_{k=1}^{q_i} K_{ik} \beta_{t_{ik}} + \sum_{i=1}^n \sum_{j=1}^{m_i} \sum_{\tau_{ij}=t_{ij}-(t_{T_i}-t_{T_{0_i}})}^{t_{ij}} \lambda_{\tau_{ij}}^T \beta_{\tau_{ij}} - Q \rightarrow \min, \quad (1)$$

где:  $C_{ij}$  - стоимость  $j$ -го текущего ремонта  $i$ -го конструктивного элемента моста ( $i = \overline{1, n}; j = \overline{1, m_i}$ ), сум\*;

$n$  – количество принимаемых в рассмотрение конструктивных элементов сооружения;

\* сум-денежная единица национальной валюты Республики Узбекистан.

$m_i$  - количество проводимых текущих ремонтов  $i$  – го элемента за срок сравнения вариантов,  $m_i = \frac{t_{cp}}{t_{Ti}}$  где  $t_{Ti}$  - варьируемый межремонтный

период текущего ремонта,  $t_{cp}$  - принятый срок сравнения вариантов;

$t_{ij}$  - срок проведения  $j$ -го текущего ремонта  $i$  –го элемента, год;

$K_{ik}$  - стоимость  $k$ -го капитального ремонта  $i$  –го конструктивного элемента моста, сум.;

$q_i$  - количество проводимых капитальных ремонтов  $i$  –го элемента за срок сравнения вариантов,  $q_i = \frac{t_{cp}}{t_{ki}}$  где  $t_{ki}$  - варьируемый межремонтный период капитального ремонта;

$t_{ik}$  - срок проведения  $k$  – го капитального ремонта  $i$  – го элемента, год;

$\beta_{t_{ij}}, \beta_{t_{ik}}$  - коэффициенты приведения разновременных затрат;

$\lambda_{\tau_{ij}}^x$  - величина потерь в  $\tau_{ij}$ -м году, обусловленная отклонением рассматриваемой периодичности проведения текущего ремонта  $i$ -го элемента  $t_{Ti}$  от минимально возможной  $t_{T0i}$ , сум.;

$t_{T0i}$  - минимальная периодичность текущего ремонта  $i$ -го элемента, лет;

$Q$  - остаточные затраты на ремонт, выражающие эффект последствия для вариантов с различными затратными характеристиками, сум.

Для решения поставленной задачи определения оптимальных межремонтных сроков службы мостов, учитывая стохастический характер износа их конструктивных элементов, были использованы часто принимаемые для изучения и анализа вероятностных процессов методы имитационного моделирования [1].

Полученные результаты научного обобщения исследования позволили доказательно обосновать следующие комплексные выводы:

1. Отсутствие должного уровня нормативной базы планирования и управления ремонтом и реконструкцией искусственных сооружений, в том числе автодорожных мостов не даст возможности для успешного развития дорожного хозяйства, в частности, и для развития национальной экономики в целом. Хотя это сугубо менеджерская проблема, но она также и макроэкономическая по своим последствиям.



2. Разработанный алгоритм и вычислительная программа позволяют определить межремонтные сроки службы мостов в зависимости от габарита и интенсивности движения.

3. Используя научные и практические рекомендации, разработанных в процессе данного научного исследования, руководители всех уровней управления дорожным хозяйством, получают возможность реализовать современные методологические основы стратегического планирования и управления ремонт и реконструкцией автодорожных мостов.

В их числе: методика организации стратегического планирования; способ экономического анализа дорожного хозяйства для принятия решений на стадии разработки стратегии развития; экономико-математические методы определения межремонтных сроков службы автодорожных мостов, рекомендуемых для использования в системном подходе планированию ремонта мостов;

4. Практическая значимость результатов исследования заключается в том, что теоретические положения доведены до конкретных рекомендаций по разработке нормативов, рекомендуемых в процессе планирования и управления ремонт и реконструкцией автодорожных мостов.

#### **Использованные источники:**

1. Ахмедов Р.М. Эконометрические аспекты планирования и управления воспроизводством автомобильных дорог и искусственных сооружений. Монография. Т.: Иктисодиёт, 2016, 153 стр.
2. Ахмедов Р.М., Юлдашев М., Алихужаев М.А. Моделирование оптимизации межремонтных сроков службы искусственных сооружений. //Международный научный журнал “СИМВОЛ НАУКИ”. –Уфа, 2017, № 02, С.16-18.
3. Ахмедов Р.М., Жураев Ж., Муродова Д. Расчет потерь от своевременного выполнения текущего ремонта искусственных сооружений. // Международный научный журнал “СИМВОЛ НАУКИ”. –Уфа, 2017, № 02, С. 18 – 20.
4. Ахмедов Р.М., Согинбаева У. Корреляционно-регрессионной анализа закономерности динамики объемов ремонтных работ. //Международный научный журнал “СИМВОЛ НАУКИ”. –Уфа, 2017, № 06, С. 20 – 22.
5. Ахмедов Р.М. Проблемы разработки нормативной базы управления воспроизводством автомобильных дорог и искусственных сооружений транспортно-дорожного комплекса. // Сборник Республиканской научно-практической конференции. –Наманган: НамМЭИ, 2008. – С.168-170
6. Ахмедов Р.М. Эконометрическая модель оптимизации межремонтных сроков службы автодорожных мостов// Сборник Республиканской научно-практической конференции. – Тошкент: ТАДИ, 2010. – С.97-98.
7. Ахмедов Р.М. Экономико-математическая модель оптимизации межремонтных сроков службы автодорожных мостов.//Журнал “экономика и образование”, 2011 год, № 3.

8. Дингес Э.В., Ахмедов Р.М. Нужна классификация работ по ремонту автомобильно-дорожных мостов. // Журнал «Автомобильные дороги». - Москва, 1987. С. 17-18.
9. Дингес Э.В., Ахмедов Р.М. Оптимизация проведения средних ремонтов автодорожных мостов. Строительство и эксплуатация искусственных сооружений. / ГипродорНИИ, - Москва, 1987, С.42-49
10. Mukhammadyusuf Ergashev, Murodjon Mamajonov, Mirzokhid Kholmirezayev "Automation and modulation of highways in gis software", журнал "Теория и практика современной науки" №5(59) 2020. <https://www.modern-j.ru/5-59-2020>
11. Mukhammadyusuf Ergashev, Valisher Abdurakhimov "The use of basic gps stations, which are situated in Namangan, in the field of automobile roads", журнал "Экономика и социум" №5(72) 2020. <https://www.iupr.ru/5-72-2020>
12. Дингес Э.В., Петрухин А.Б. Функциональная модель проектирования пропускной способности мостовых переходов. – М., 1981. – 32 стр.
13. Дингес Э.В., Петрухин А.Б. Принципы технико-экономического обоснования размещения и выбора основных параметров мостовых переходов // Вопросы совершенствования хозяйственного механизма на автомобильном транспорте и в дорожном хозяйстве. – М.: МАДИ, 1980. – 128 стр.
14. Дингес Э.В., Шестериков В.И. Экономическая эффективность уширения мостов на автомобильных дорогах. – М.: ЦБНТИ, 1983 – 63 стр.
15. <https://www.gazeta.uz/ru/2019/10/02/roads/>. Совещание Президента Республики Узбекистан Ш.М. Мирзиёева, посвященное на развитие дорожного хозяйства (2 октября 2019 года).

*Исаченко М.В.*  
*студент 2 курса магистратуры*  
*направление подготовки «Юриспруденция»*  
*Брянский филиал РАНХиГС*  
*научный руководитель: Черный А.В., канд. юридических наук*  
*доцент кафедры административного права и процесса*  
*Брянский филиал РАНХиГС*

**УГОЛОВНАЯ ОТВЕТСТВЕННОСТЬ ЗА ПРЕСТУПЛЕНИЯ ПРОТИВ  
ОБЩЕСТВЕННОЙ БЕЗОПАСНОСТИ, СВЯЗАННЫЕ С  
УСТРАШЕНИЕМ НАСЕЛЕНИЯ И ОКАЗАНИЕМ ВОЗДЕЙСТВИЯ  
НА ПРИНЯТИЕ РЕШЕНИЯ ОРГАНАМИ ВЛАСТИ**

*Аннотация: в статье проводится уголовно-правовой анализ преступлений против общественной безопасности, связанных с устрашением населения и оказанием воздействия на принятие решения органами власти, а также разработка предложений по совершенствованию уголовного законодательства, предусматривающего ответственность за данные преступления и практики его применения. Рассматривается необходимость внесения изменений в статью 205 Уголовного кодекса Российской Федерации.*

*Ключевые слова: безопасность, терроризм, уголовная ответственность, преступление, уголовный кодекс Российской Федерации, террористическая деятельность.*

*Isachenko M.V.*  
*student 2-years master's program*  
*the direction of preparation «Jurisprudence»*  
*Bryansk branch of RANEPA*  
*Scientific adviser: Black A.V., Cand. Legal Sciences*  
*associate Professor of the Department of administrative*  
*law and procedure*  
*Bryansk branch of RANEPA*

**CRIMINAL LIABILITY FOR CRIMES AGAINST PUBLIC SECURITY  
RELATED TO INTIMIDATING THE POPULATION AND  
INFLUENCING THE DECISION-MAKING OF THE AUTHORITIES**

*Resume: the article provides a criminal-legal analysis of crimes against public security related to the intimidation of the population and influencing decision-making by the authorities, as well as the development of proposals for improving the criminal legislation providing for liability for these crimes and the*

*practice of its application. The article considers the need to amend article 205 of The criminal code of the Russian Federation.*

*Key word: security, terrorism, criminal liability, crime, criminal code of the Russian Federation, terrorist activity.*

Обеспечение общественной безопасности представляет собой одну из важнейших функций государства на любом этапе исторического развития. Общественная безопасность представляет собой комплексную систему, состоящую из ценностей, интересов, угроз и других факторов.

Преступления против общественной безопасности, связанные с устрашением населения и оказанием воздействия на принятие решения органами власти представляют серьезнейшую опасность для личности, общества и государства. Их динамика и осуществляемая политика по противодействию, является показателем стабильности государства в целом. Преступления против общественной безопасности, связанные с устрашением населения и оказанием воздействия на принятие решения органами власти являются основными видами террористических преступлений.

Терроризм - сложное и динамично развивающееся негативное явление общественной жизни, имеющее многовековую историю, национальные и религиозные особенности. На рубеже XX - XXI в. в. терроризм претерпел существенные изменения: он превратился в фактор угрозы национальной безопасности государства, стал одной из основных проблем, требующих не только государственного и общественного контроля, но и объединения усилий ученых и практиков. Именно поэтому специалисты говорят о том, что терроризм - именно та угроза, против которой еще не найдены защитные механизмы.<sup>110</sup>

Так если мы обратимся к статистике число преступлений террористического характера за первое полугодие 2020 года возросло в России почти на 22% по сравнению с аналогичным периодом 2019 года, число экстремистских преступлений - почти на 41%. Об этом говорится в статистических данных МВД России.

С января по июнь 2020 года зарегистрировано 1 183 преступления террористического характера (на 21,7% больше, чем за аналогичный период 2019 года) и 442 преступления экстремистской направленности (больше на 40,8%), - отмечается в материалах министерства.<sup>111</sup>

Борьбу с преступлениями против общественной безопасности, связанными с устрашением населения и оказанием воздействия на принятие решения органами власти, следует осуществлять исходя из двух аспектов ее понимания. В первом случае терроризм следует рассматривать как сложное

---

<sup>110</sup> Галачиева М.М. Уголовно-правовой анализ террористического акта: законодательные и теоретические аспекты: Автореф. дис.канд. юрид. наук. Краснодар, 2016. С. 3.

<sup>111</sup> URL: <https://мвд.рф/>

социально-политическое явление, обусловленное различными факторами и соответственно борьба с ним должна представлять собой комплекс мер, достаточных для устранения причин данного явления.

В другом аспекте терроризм следует рассматривать как общественно опасное деяние, за совершение которого предусмотрена уголовная ответственность в ст. 205 УК РФ. И в этом случае борьба с терроризмом рассматривается как часть борьбы с преступностью. Так, сторонниками данной позиции отмечается, что «именно дефиниции уголовного законодательства обеспечивают законность и вместе с тем стимулируют активность использования непосредственных мер предупреждения, пресечения конкретных террористических преступлений, достаточное и справедливое наказание за них». Вместе с тем невозможно обеспечить эффективную борьбу с терроризмом, ограничившись лишь совершенствованием уголовного законодательства.

На сегодняшний день основным источником национального антитеррористического законодательства является Федеральный закон 2006 года № 35-ФЗ «О противодействии терроризму»<sup>112</sup>. Преамбула данного закона устанавливает основные принципы противодействия терроризму, правовые и организационные основы профилактики и борьбы с терроризмом. Вместе с тем, являясь основным, Федеральный закон «О противодействии терроризму» не единственный источник Российского антитеррористического законодательства. Так, ст. 1 Закона определяет, что правовую основу противодействия терроризму составляют: Конституция Российской Федерации, общепризнанные принципы и нормы международного права, международные договоры РФ, другие Федеральные законы, нормативные правовые акты Президента РФ, нормативные правовые акты Правительства РФ, принимаемые в соответствии с ними нормативные правовые акты других федеральных органов государственной власти.

Как показывает практика, террористы проявляют достаточную изобретательность и изощренность и действия, образующие состав террористического акта, достаточно разнородны и не сводятся лишь к взрывам или поджогам. Указанное в ст. 205 УК РФ определение террористического акта, как «совершение взрыва, поджога и иных действий...», позволяет сделать вывод, что данное преступление совершается исключительно путем активных действий. Ряд ученых-юристов высказывают мнение о том, что террористический акт может быть совершен и путем бездействий.

Так, В.В. Мальцев считает, что «террористическая акция может быть осуществлена и путем бездействия (например, посредством невыполнения обязанностей, связанных со своевременным отключением

---

<sup>112</sup> Федеральный закон "О противодействии терроризму" от 06.03.2006 N 35-ФЗ (последняя редакция)

производственных или технологических процессов в энергетике, на транспорте либо в добывающей промышленности)».<sup>113</sup>

Далее автор, предлагает использовать при конструировании данной уголовно-правовой нормы вместо термина «действия», категорию «деяния». И.С. Таубкин, придерживаясь указанной точки зрения, также указывает на возможность совершения террористического акта путем бездействия. Автор считает, что в ситуации когда, преступник, умышленно допустив нарушение правил производственной безопасности, в связи, с чем произошел взрыв, при этом преследовал цели воздействовать на принятие решения органами государственной власти или международными организациями, то данное деяние подлежит квалификации по ст. 205 УК РФ.

Под преступлениями против общественной безопасности следует понимать общественно опасные деяния, характеризующиеся в большинстве случаев активными действиями и умышленной формой вины, посягающие на общественные отношения, складывающиеся по поводу создания обстановки защищенности общества и государства, при которой обеспечиваются, недопущение и-устранение общей опасности, а также формирование у членов общества ощущения безопасности, возможности полноценно участвовать в социальных связях общества, пользоваться благами жизни, в целях дальнейшего прогрессивного развития личности, общества и государства.

Преступления против общественной безопасности можно классифицировать на:

1. Преступления, связанные с устрашением населения и оказанием воздействия на принятие решения органами власти (ст.ст. 205, 205\ 205<sup>2</sup>, 206 УК РФ);

2. Преступления, связанные с нарушением общественного порядка (ст. 207, 212, 213, 214, 215 УК РФ);

3. Преступления, связанные с созданием специальных групп (организаций), не предусмотренных федеральным законодательством либо для совершения тяжких и особо тяжких преступлений (ст. 208, 209, 210 УК РФ);

4. Преступления, связанные с нарушением правил безопасности (ст. 215, 216, 217, 219 УК РФ);

5. Преступления, связанные с нарушением правил, установленных федеральным законодательством при обращении с общеопасными веществами и материалами (ст. 218, 220, 222 - 225 УК РФ);

Из группы преступлений, связанных с устрашением населения и оказанием воздействия на принятие решения органами власти (ст. 205, 205 \ 205<sup>2</sup>, 206 УК РФ) рассматривались такие составы преступлений как террористический акт (ст. 205 УК РФ); содействие террористической

---

<sup>113</sup> Мальцев В:В. Категория «общественно опасное поведение» в уголовном праве. // Пробелы в российском законодательстве. Волгоград, 2005. С. 95.



деятельности (ст. 205<sup>1</sup> УК РФ); публичные призывы к осуществлению террористической деятельности или публичное оправдание терроризма (ст. 205<sup>2</sup> УК РФ), так как именно в данных нормах превалирует устрашение населения как симбиоз цели и способа совершения преступлений.

Негативные эмоции вызывает сокращение обязательных целей, преследуемых преступниками при совершении террористического акта. В ч. 1 ст. 205 УК РФ «ужрашение населения» превратилось в объективную категорию, присущую при взрыве, поджоге или иных действий, составляющих террористический акт. Не совсем понятно, почему законодатель из понятия «террористический акт» исключил такую цель как нарушение общественной безопасности. Получается, что если совершить взрыв, поджог, иные действия, связанные с устрашением населения и создающие опасность гибели человека, причинения значительного имущественного ущерба либо наступления экологической катастрофы или иных особо тяжких последствий, в целях нарушения общественной безопасности, то эти деяния не подпадают под признаки акта терроризма и не должны иметь правовой оценки.

Как показывает практика, террористы проявляют достаточную изобретательность и изощренность, и действия, образующие состав террористического акта, достаточно разнородны и не сводятся лишь к взрывам или поджогам. Указанное в ст. 205 УК РФ определение террористического акта позволяет сделать вывод, что данное преступление совершается исключительно путем активных действий. Однако преступление, выразившееся в нарушении правил безопасности на объектах атомной энергетики, а именно, когда преступник, преследуя цели воздействовать на принятие решения органами власти или международными организациями, умышленно нарушая процесс эксплуатации атомной станции, при этом предполагает о возможности наступления тяжких последствий, совершается путем бездействия. Таким образом, бездействие может причинить не меньший, а в ряде случаев и больший вред безопасности общества, нежели активные действия, выразившиеся в совершении взрыва, поджога и т.д. В связи с чем, целесообразно, на наш взгляд, при определении диспозиции ст. 205 УК РФ «Террористический акт» использовать термин «деяния» либо указывать сочетание слов «иные действия (бездействия)».

Анализ санкций статей, предусматривающих ответственность за преступления против общественной безопасности, позволяет прийти к выводу о недооценке законодателем реальной опасности ряда этих посягательств. Так, трудно объяснить, почему к преступлениям средней тяжести относятся участие в вооруженном формировании, не предусмотренном федеральным законом (ч. 2 ст. 208 УК РФ) и хулиганство (ч. 1 ст. 213 УК РФ), а к преступлениям небольшой тяжести - незаконное приобретение, хранение, использование, передача или разрушение ядерных

материалов или радиоактивных веществ (ч. 1 ст. 220 УК РФ) и незаконное изготовление газового оружия, холодного оружия, в том числе метательного оружия (ч. 4 ст. 223 УК РФ). Примечательно также, что за хищение ядерных материалов или радиоактивных веществ, совершенное организованной группой или с применением насилия, опасного для жизни или здоровья, либо с угрозой применения такого насилия, предусматривается наказание в виде лишения свободы на срок от пяти до десяти лет со штрафом в размере до одного миллиона рублей или в размере заработной платы или иного дохода осужденного за период до пяти лет либо без такового (п. п. "а" и "б" ч. 3 ст. 221 УК РФ). В то же время за разбой, совершенный организованной группой (п. "а" ч. 4 ст. 162 УК РФ), т.е. деяние, близкое по общественной опасности предыдущему, - лишение свободы на срок от восьми до пятнадцати лет со штрафом в размере заработной платы или иного дохода осужденного за период до пяти лет либо без такового.

Во всех приведенных случаях негативные последствия указанных преступлений могут быть весьма значительны, что обуславливает целесообразность перевода законодателем этих посягательств на общественную безопасность в более тяжкие категории преступлений. Так, деяния, предусмотренные ч. 2 ст. 208 и ч. 1 ст. 213 УК РФ, должны признаваться тяжкими преступлениями; ч. 1 ст. 220 и ч. 4 ст. 223 УК РФ - средней тяжести, п. п. "а" и "б" ч. 3 ст. 221 УК РФ - особо тяжкими с соответствующим усилением наказания.

Интересы борьбы с наиболее опасными преступлениями против общественной безопасности вызывают необходимость пересмотра подходов в определении возраста уголовной ответственности за некоторые из них. По действующему уголовному законодательству вполне обоснованно уголовная ответственность за хищение либо вымогательство оружия, боеприпасов, взрывчатых веществ и взрывных устройств (ст. 226 УК РФ) наступает с 14 лет. Однако с 16 лет предусмотрена ответственность за хищение либо вымогательство ядерных материалов или радиоактивных веществ (ст. 221 УК РФ). По своим признакам данное преступление мало чем отличается от названного выше специального вида хищения или вымогательства (ст. 226 УК РФ). К тому же современный подросток 14 - 15 лет, постоянно получая информацию через СМИ и другие каналы о разрушительных свойствах ядерного оружия, радиоактивного излучения, вполне способен по уровню развития своей личности оценить пагубность подобных действий. Возможные же отрицательные последствия названного деяния настолько велики, что в целях их предупреждения законодателю стоит подумать об установлении уголовной ответственности за его совершение с 14 лет.

Реалии российского государства и международного сообщества свидетельствуют об активном использовании несовершеннолетних различными организациями террористического характера в совершении

преступлений. Никого уже не удивляет, что подростки принимают участие в незаконных вооруженных формированиях, бандитских группировках, актах терроризма, угонах и захватах воздушных и морских судов. В подобных ситуациях, когда речь идет об угрозе существования человеческой цивилизации, любое государство должно адекватно реагировать, используя в том числе и "непопулярные" меры воздействия в отношении активных участников данных организованных преступных объединений, включая и несовершеннолетних.

Ссылка на то, что несовершеннолетние в возрасте от 14 до 16 лет не могут осознавать при совершении указанных преступлений подлинные их цели, что должно привести к установлению уголовной ответственности, например, за терроризм с 16 лет, не представляется убедительной.<sup>114</sup> Высокая общественная опасность названных выше преступлений очевидна и осознаваема подавляющим большинством лиц в возрасте 14 - 15 лет. Другое дело, что такие преступления практически не могут совершаться без активного влияния взрослых лиц на поведение несовершеннолетних. Но для оценки подобных действий совершеннолетних существуют ст. 150, 205.1 УК РФ, применение которых не исключает по общему правилу уголовную ответственность вовлекаемых в совершение преступлений подростков (изъятие могут составить случаи, когда такое, по сути, вовлечение в соответствии со ст. 40 УК РФ образует физическое или психическое принуждение, признаваемое в качестве обстоятельства, исключающего преступность деяния).

В этой связи представляется логичным предусмотреть в уголовном законодательстве ответственность с 14 лет за посягательства, предусмотренные ст. 208, 209 и 211 УК РФ. В юридической литературе близкую нам позицию по данному вопросу занимает Н.Г. Кадников, предлагающий ввести уголовную ответственность с 14 лет за все преступления террористического характера (т.е. предусмотренные ст. 205, 206, 208, 211, 277, 360 УК РФ).

#### **Использованные источники:**

##### *Правовые акты*

1. Конституция Российской Федерации: принятая всенародным голосованием 12 декабря 1993 г. // Собрание законодательства Российской Федерации от 04.08.2014. № 31. Ст.4398.
2. Уголовный кодекс Российской Федерации от 13.06.1996 N 63-ФЗ // Собрание законодательства Российской Федерации. 17.06.1996. N 25. ст. 2954.
3. Федеральный закон от 16 марта 2006 г. № 35-ФЗ «О противодействии терроризму» // Собрание законодательства РФ. 2006. № 11. Ст. 1146.

---

<sup>114</sup> Качмазов О. Уголовная ответственность за терроризм // Законность. 2008. N 8. С. 30 - 31.

4. Указ Президента РФ от 12 мая 2009 г. № 537 «О стратегии национальной безопасности Российской Федерации до 2020 года» // Собрание законодательства РФ. 2009. № 20. Ст. 2444.(Утратил силу)

*Специальная литература*

5. Павлик М.Ю. Уголовная ответственность за насильственные преступления против общественной безопасности: современное состояние, сущность и противоречия // Диссертация на соискание ученой степени доктора юридических наук: Специальность: 12.00.08 - уголовное право и криминология; уголовно-исполнительное право. Москва. Московский университет министерства внутренних дел Российской Федерации. 2007. 199 с.

*Публикации периодической печати*

6. Агапов п.в. публичные призывы к осуществлению террористической деятельности или публичное оправдание терроризма: анализ законодательной новации // уголовное право. 2007. № 1.

7. Головкин Р. Б. Некоторые особенности понятия правосудия и система социального регулирования в современной России // Известия высших учебных заведений. Поволжский регион. Общественные науки. № 1 (33). 2015. С. 11-19.

8. Долгова А.И. Система правового регулирования борьбы с терроризмом // Деятельность органов прокуратуры по борьбе с терроризмом и направления совершенствования законодательства. М., 2008.

9. Стрельников К.А. Организация работы органов внутренних дел по выявлению преступлений, связанных с финансированием терроризма // Уголовное судопроизводство. 2015. № 1.

*Тарханова Ю.В.  
студент*

*Южно-Уральский государственный университет (национальный  
исследовательский университет)  
г. Челябинск*

## **КОМПОЗИЦИЯ ЗАЩИТИТЕЛЬНОЙ РЕЧИ АДВОКАТА**

*Аннотация: Композиция речи адвоката является важным структурно – организованным элементом, без которого трудно выстроить успешную и эффективную речь. Композиция речи состоит из последовательных методов воздействия на убеждение суда. Она определяется системой речи и системой защиты по делу, полностью подчинена требованию убедительности, как базовому в иерархии требований к профессиональной деятельности адвоката. С вопросами убедительности и логичности речи тесно связан вопрос о расположении в ней материала, поэтому в науке рассматривается вопрос о композиции выступления судебного оратора.*

*Ключевые слова: композиция, адвокат, речь, оратор, риторика, уголовный процесс, состязательность, суд, процесс.*

*Tarkhanova Yu. V.  
student*

*South Ural state University (national research  
University)  
Chelyabinsk*

## **COMPOSITION OF THE LAWYER'S DEFENSE SPEECH**

*Annotation: The composition of a lawyer's speech is an important structurally organized element, without which it is difficult to build a successful and effective speech. The composition of the speech consists of successive methods of influencing the conviction of the court. It is determined by the system of speech and the system of defense in the case, completely subordinated to the requirement of persuasiveness, as basic in the hierarchy of requirements for the professional activity of a lawyer. The question of the location of the material in it is closely related to the issues of persuasiveness and consistency of speech, therefore, in science, the question of the composition of the speech of a judicial speaker is considered.*

*Key words: composition, lawyer, speech, orator, rhetoric, criminal procedure, adversarial, court, process.*

В системе защитительной речи композиция, выполняя функцию воздействия на внимание суда, обусловлена прямыми установками оратора и речевым замыслом выступления. Целостность речи адвоката связана с логичным построением ее материала, что достигается акцентом основных идей, созданием отдельных смысловых фрагментов, последовательностью перехода от одной мысли к другой.

Нередко композицию путают с планом речи, в то время как эти элементы являются различными. Композиция представляет собой последовательность методов демонстрации мнения защитника о деле, его аргументов и способов убеждения. Этим же она отличается от плана речи, который определяется тематикой логически связанных, но совершенно самостоятельных смысловых фрагментов: от характеристики личности, до предложения суду относительно содержания приговора<sup>115</sup>.

Создать вступление к речи, акцентировав внимание суда; грамотно преподнести доказательства, выстроив очередность их предоставления; организовать порядок постановки вопросов, содержащих контраргументы и факты в защиту подсудимого; не объемно, но содержательно и кратко охарактеризовать дело, и все это завершить убедительным заключением. Основную часть перечисленного затрагивает композиция выступления адвоката в уголовном процессе, в которой важно грамотно расположить материал, связывая убедительность и лаконичность речи.

В науке относительно композиции речи судебного оратора нередко выделяются два аспекта, а именно, в решении вопроса композиции: логико-смысловая членимость и структурные особенности речевых единиц, которые определяются смысловой конструкцией текста.

Разбираясь в значении слова «композиция» относительно речи адвоката, можно сказать, что это четкое построение или иерархия содержания, характер речи, ее специфика и назначение. Как правило, любая публичная речь имеет три составляющие или разделена на три части: вступление, основная часть и заключение.

Вступление имеет своей целью привлечение внимания суда и присяжных заседателей, при их присутствии. Важно с первых слов вступления «приковать» внимание слушателей к адвокату, это зависит от того, как оратор начнет свою речь, как сможет психологически создать контакт и расположить к себе, какой тон, голос и манеру поведения выберет при воспроизведении первоначальной информации. Не меньшая важность вступления зависит от того, какую информацию преподнести в первую очередь, зачастую выбор того, с чего начать является самым сложным для оратора. Практически каждый адвокат задается вопросом: с чего начать? На наш взгляд, начинать нужно с того, что содержит основную цель речи, а именно проблему, требующую дальнейшего исследования и разрешения.

---

<sup>115</sup> Абушахмин, Б.Ф. Проблемы российской адвокатуры/ Б.Ф. Абушахмин // Адвокатская практика. 2017. № 12. С. 51-54.



Начинать речь можно с констатации факта преступления, с эмоциональной оценки содеянного, с характеристики личности подсудимого, с того, что привело к совершению преступления. Начинать можно с любых фактов, относящихся к исследуемому делу, главное – привлечь и «зацепить» внимание. Важно начинать вступление в таком тоне, который оратор сможет продержат всё выступление, которое не угаснет к концу речи. За основу можно брать речи из судебной практики, речи известных ораторов. Молодому адвокату, как никому другому, нужно учиться, основываясь на апробированном и успешном. В данном случае не говорится, что речь другого адвоката должна быть скопирована, можно взять понравившуюся фразу, отрезок речи, но говорить нужно своими словами, тогда и речь станет индивидуальной и более интересной. Изучая выступления дореволюционных судебных ораторов, можно сделать вывод, что в них практически отсутствовали клише, так как речи содержали глубокий психологический анализ. Современные адвокаты часто используют в своих выступлениях клише, считаем, что в этом нет ничего страшного, ведь, клише связывают речь, помогают переходить от одной композиционной части к другой. Главное – не увлекаться клише и не заполнять ими речь, иначе, потеряется индивидуальность и интерес.

В свое время М.И. Калинин сказал: «Если ты говоришь, то говори свое. Слова будут другие, а суть одна и та же. Смотришь, и люди будут прислушиваться немного внимательнее»<sup>116</sup>. Зачастую все речи адвокатов шаблонны, начинаются скупно и сухо, поэтому, если адвокат преследует цель получить положительный итог по делу, он должен отойти от стандартов и использовать все средства ораторского мастерства, чтобы получить желаемую цель и привлечь к себе внимание.

Не важно, какое вступление выберет адвокат, имеет значение помнить, что в вступлении должна быть озвучена проблема, требующая разрешения, которое будет следовать в продолжении речи; вступление должно послужить началом к основной части речи; оно должно быть кратким, но содержательным и доступным для восприятия. Создавать содержание вступления необходимо в последнюю очередь, когда готова вся речь.

Необходимо помнить, что речь должна быть хорошо структурирована логически, чтобы переходя с вступления на основную часть, не потерять внимание слушателей. Это можно достичь, переходя от одних контраргументов к другим, от менее значимых доказательств к более значимым, важно соблюдать логическую последовательность и простоту изложения, доступную для восприятия.

Изучая выступления известных адвокатов, можно заметить, что основная часть их речей хорошо структурно организована, в них

---

<sup>116</sup> Ивакина, Н.Н. Основы судебного красноречия (риторика для юристов) /Н.Н. Ивакина // Юристь, 2007, С. 64-70.

присутствуют микротемы и основные моменты того, что адвокат будет озвучивать и преподносить вниманию суда. В основном эти части следующие:

- изложение фактических обстоятельств дела;
- анализ и оценка собранных доказательств;
- обоснование правовой квалификации содеянного;
- сведения о личности подсудимого;
- анализ причин и условий, способствовавших совершению преступления;
- мнение о мере наказания.

Одной из главных композиционных частей речи является оценка доказательств и их анализ, установление степени виновности или невиновности подсудимого. П.С. Пороховщиков указывал, что «прежде всего судебный оратор обязан установить перед судьями, есть ли преступление в том, что совершено»<sup>117</sup>.

Смысловым продолжением изучения и анализа фактических обстоятельств дела является квалификация совершенного преступления. Вопрос о квалификации преступления важен и должен иметь место в речи адвоката, особенно актуален вопрос о квалификации, когда преступление затрагивает смежные составы преступлений. Также вопрос о квалификации должен иметь место, когда имеется неоднозначная ситуация с разграничениями форм вины подсудимого. В данном случае цель адвоката правильно выстроить контраргументы на доводы органов предварительного расследования и создать у суда мнения, что точка зрения адвоката является основополагающей и правильной.

Зачастую адвокаты в свою речь не включают характеристику личности подсудимого, это происходит, когда адвокат уверен в невиновности своего подзащитного, поэтому не считает нужным охарактеризовывать его личность, а делает акцент на оценке доказательств и квалификации преступления. Адвокат сам строит свою речь и сам решает, какие композиционные части включать в свою речь, какие исключить, а какие целесообразно поменять местами. Нет четких правил и требований из чего должна состоять речь оратора, важно соблюдать требования логичности и эффективности доводов. Однако в речи адвоката должна присутствовать последовательность: от констатации к опровержению, от опровержения к доказательству. В риторике данный принцип называется «принципом последовательности», который должен иметь место в речи адвоката в уголовном процессе. Адвокату важно знать, что меняя композиционные части в речи, главное не потерять четкую последовательность: анализ доказательств и их оценка, квалификация преступления и мнение о мере наказания. Будет не логичным, например,

---

<sup>117</sup> Владимиров, Л.Е. Защитительные речи и публичные лекции/ Л.Е. Владимиров // Адвокат. 2017. №20. С. 98-101.

говорить о невиновности подсудимого, а затем исследовать доказательства или квалифицировать преступление. Логичность такой градации важна, также как и важно, в речи переходить от менее слабых аргументов и доводов к более весомым, постепенно усиливая свою позицию. Поэтому судебные ораторы пишут, что самые значимые аргументы и доводы должны быть в конце речи.

Завершающей композиционной частью выступления является заключение, подводящее итог всему сказанному ранее. Назначение заключения заключается в создании усиления речи, акцентировании внимания на самом важном и достижении поставленной цели выступления. Можно, а возможно и нужно в вступление и в заключение включать обращение к суду, к участникам процесса, привлекая их внимание. Еще А.Ф. Кони писал: «...конец должен быть таким, чтобы слушатели почувствовали (не только в тоне лектора, это обязательно), что дальше говорить нечего»<sup>118</sup>.

Требования уместности, лаконичности, очевидности защитительной речи вполне распространяются и на ее композицию, которая во многом определяет логику восприятия выступления защитника составом суда. Наличие либо отсутствие в речи любой из известных композиционных частей должно иметь под собой серьезное обоснование именно с точки зрения уместности в общей системе речи. Речи композиционно простые легче воспринимаются слушателем, но лишь тогда, когда эта простота уместна и целесообразна.

#### **Использованные источники:**

1. Абушахмин, Б.Ф. Проблемы российской адвокатуры/ Б.Ф. Абушахмин // Адвокатская практика. 2017. №12. С. 51-54.
2. Владимиров, Л.Е. Защитительные речи и публичные лекции/ Л.Е. Владимиров // Адвокат. 2017. №20. С. 98-101.
3. Ивакина, Н.Н. Основы судебного красноречия (риторика для юристов) /Н.Н. Ивакина // Юристь, 2007, С. 64-70.
4. Токмаков, И.С. К вопросу об общей характеристике речи адвокатов в уголовном процессе / И.С.Токмаков// Вестник Федеральной палаты адвокатов РФ. 2014. № 3. С. 144.

---

<sup>118</sup> Токмаков, И.С. К вопросу об общей характеристике речи адвокатов в уголовном процессе / И.С. Токмаков// Вестник Федеральной палаты адвокатов РФ. 2014. № 3. С. 144.

## **ЭФФЕКТИВНОСТЬ ГОСУДАРСТВЕННОЙ ГРАЖДАНСКОЙ СЛУЖБЫ**

*Аннотация: В статье рассматриваются вопросы эффективности государственной гражданской службы в России и возможности определения критериев эффективности, проводится анализ действующего законодательства и основных научных концепций эффективности.*

*Ключевые слова: государственная гражданская служба, эффективность государственной службы, критерии эффективности, цели государственной службы.*

*Chudopalova N.V.  
Bryansk branch of Ranepa*

## **EFFICIENCY OF THE STATE CIVIL SERVICE**

*Abstract: the article discusses the effectiveness of the state civil service in Russia and the possibility of determining the effectiveness criteria, analyzes the current legislation and the main scientific concepts of efficiency.*

*Keywords: public civil service, efficiency of public service, efficiency criteria, goals of public service.*

Современное государство представляет собой сложный публично-правовой механизм организации жизни общества, одним из важнейших элементов развития которого является административная система, неразрывно связанная с правовой, политической, экономической и социально-культурной системами. Стержнем административной системы государства является институт государственной службы.

Важнейшей характеристикой государственной гражданской службы является эффективность. Под эффективностью традиционно понимается характеристика поведения, процесса или механизма указывающая на реальную возможность достижения поставленной цели, положительного результата надлежащего качества и наиболее оптимальным способом, то есть в короткие сроки и с наименьшими затратами. Эффективность функционирования любой системы, в том числе и системы государственной службы, обычно определяется целями, которые достигаются через решение ряда конкретных задач.

Согласно ст.2 Федерального закона Российской Федерации «О системе государственной службы Российской Федерации» от 27.05.2003 № 58-ФЗ система государственной службы включает в себя: 1) государственную гражданскую службу; 2) военную службу; 3) государственную службу иных видов. При этом государственная гражданская служба подразделяется на федеральную государственную гражданскую службу и государственную гражданскую службу субъекта Российской Федерации.<sup>119</sup>

Указ Президента РФ от 24.06.2019 № 288 «Об основных направлениях развития государственной гражданской службы Российской Федерации на 2019-2021 годы» установил, что одним из основных направлений развития государственной гражданской службы Российской Федерации на 2019-2021 годы является стимулирование гражданских служащих к повышению эффективности своей профессиональной служебной деятельности, развитие системы государственных правовых и социальных гарантий на гражданской службе (п.п.б) п.1).<sup>120</sup>

Во исполнение данного Указа в субъектах федерации были приняты Планы мероприятий по реализации основных направлений развития государственной гражданской службы.<sup>121</sup> Ранее государство неоднократно обращало внимание на необходимость повышения эффективности государственной службы Российской Федерации и результативности профессиональной служебной деятельности государственных служащих.<sup>122</sup>

По мнению Ф.Шамхалова должностные лица органов власти должны постоянно подтверждать легитимность у своих граждан, стремиться к достижению успеха во всех сферах общественной жизни: повышению реальных доходов, обеспечению товарами и услугами, исполнению обещаний перед избирателями и осуществлению максимальной возможной эффективности своей профессиональной деятельности.<sup>123</sup>

Федеральный закон «О государственной гражданской службе Российской Федерации» от 27.07.2004 № 79-ФЗ предусматривает использование критериев эффективности при прохождении государственной гражданской службе в следующих случаях:

---

<sup>119</sup>Федеральный закон Российской Федерации «О системе государственной службы Российской Федерации» от 27.05.2003 № 58-ФЗ (ред. от 23.05.2016)

<sup>120</sup>Указ Президента РФ от 24.06.2019 № 288 «Об основных направлениях развития государственной гражданской службы Российской Федерации на 2019 - 2021 годы»

<sup>121</sup>См. напр. Указ Губернатора Брянской области от 24 декабря 2019 года №213 «Об организации мероприятий, направленных на развитие государственной гражданской службы Брянской области в 2020-2021 годах» (с изм. от 21 июля 2020г.)

<sup>122</sup>См. напр. Указ Президента РФ от 10.03.2009 № 261 (ред. от 10.08.2012) «О федеральной программе «Реформирование и развитие системы государственной службы Российской Федерации (2009 - 2013 годы)»

<sup>123</sup>См.: Шамхалов Ф.И. Основы теории государственного управления; Учебник для вузов М., 2013. С.435-436

1) При определении основных прав гражданского служащего указано, что он имеет право на ознакомление с должностным регламентом и критериями оценки эффективности исполнения должностных обязанностей, показателями результативности профессиональной служебной деятельности и условиями должностного роста (п.п.2) ч.1 ст.14);

2) При определении функционала кадровой работы указано, что кадровая работа включает в себя формирование кадрового резерва, организацию работы с кадровым резервом и его эффективное использование (п.п.14) ч.1 ст.44 и ч2. ст.60);

3) При определении содержания должностного регламента в должностной регламент включаются показатели эффективности и результативности профессиональной служебной деятельности гражданского служащего (п.п.8) ч.2 ст.47);

4) По особому порядку оплаты труда, при котором оплата труда производится в зависимости от показателей эффективности и результативности профессиональной служебной деятельности (ч.14 и ч.17 ст.50 и ч.5 ст.51);

5) При обеспечении правовой и социальной защищенности гражданских служащих, в целях повышения мотивации эффективного исполнения ими своих должностных обязанностей гарантируются равные условия оплаты труда, а также сопоставимые показатели оценки эффективности результатов профессиональной служебной деятельности при замещении соответствующих должностей, в том числе при поощрении за гражданскую службу (п.п.1 ч.1 ст.52, ч.2 ст.54 и ч.1 ст.55);

6) При ротации гражданских служащих в целях повышения эффективности гражданской службы и противодействия коррупции (ч.1 ст.60.1).<sup>124</sup>

В региональном законодательстве, например в Законе Брянской области «О государственной гражданской службе Брянской области» наличие критериев влияющих на эффективность государственной гражданской службы значительно меньше:

1) Оплата труда государственного гражданского служащего в зависимости от показателей эффективности и результативности профессиональной служебной деятельности (ст.11);

2) Гарантии для государственных гражданских служащих и система поощрений и награждений за безупречную и эффективную гражданскую службу в целях повышения мотивации эффективного исполнения ими своих должностных обязанностей (ст.13 и ст.16);

---

<sup>124</sup>См.: Федеральный закон Российской Федерации «О государственной гражданской службе Российской Федерации» от 27.07.2004 № 79-ФЗ (ред. от 31.07.2020)



### 3) Формирование и использование кадрового резерва (ст.17).<sup>125</sup>

Следует отметить, что в Указе Президента РФ от 25.04.2019 №193 содержится Перечень показателей для оценки эффективности деятельности высших должностных лиц (руководителей высших исполнительных органов государственной власти) субъектов Российской Федерации и деятельности органов исполнительной власти субъектов Российской Федерации.<sup>126</sup>

На уровне субъектов действуют многообразные подзаконные нормативные акты, регламентирующие порядок оценки результативности и эффективности отдельных видов деятельности исполнительных органов государственной власти.<sup>127</sup>

По мнению ряда исследователей, эффективность государственной службы представляет собой согласованность результата с целью, поэтому эффективность функционирования всей административной системы можно рассматривать как совокупность целевой и исполнительской эффективности, при этом в расчетах эффективности государственной службы используются показатели результативности профессиональной деятельности государственных служащих на единицу затраченных бюджетных средств.<sup>128</sup>

При этом необходимо различать эффективность института государственной службы, органа власти и конкретного служащего. По мнению Д.Ю. Знаменского и А.С. Гусарова оценка эффективности работы конкретного государственного служащего позволяет выявить и устранить слабые стороны их деятельности, что в конечном итоге дает возможность повысить эффективность работы конкретного органа власти через систему отбора служащих, способных своевременно и результативно решать цели и задачи, поставленные перед исполнительными органами власти государством.<sup>129</sup>

Васильева Е.И., Зерчанинова Т.Е., Ручкин А.В. разработали концептуальную модель оценки эффективности деятельности государственных гражданских служащих и предложили систему показателей для диагностики эффективности деятельности

<sup>125</sup>См.: Закон Брянской области «О государственной гражданской службе Брянской области» от 16 июня 2005г. № 46-3 (с изм. на 28 октября 2019г.)

<sup>126</sup>См.: Указ Президента РФ от 25.04.2019 №193 «Об оценке эффективности деятельности высших должностных лиц (руководителей высших исполнительных органов государственной власти) субъектов Российской Федерации и деятельности органов исполнительной власти субъектов Российской Федерации»

<sup>127</sup>См. напр.: Постановление Правительства Брянской области «Об утверждении Порядка оценки результативности и эффективности контрольно-надзорной деятельности исполнительных органов государственной власти Брянской области, уполномоченных на осуществление регионального государственного контроля (надзора)» от 8 октября 2019 года № 462-п

<sup>128</sup>Пономаренко Б.Т., Жильцов В.И. Эффективность гражданской государственной службы в Российской Федерации// Социология власти. 2011. №4. URL: <https://cyberleninka.ru> (дата обращения: 11.10.2020).

<sup>129</sup>Знаменский Д.Ю., Гусаров А.С. Оценка эффективности государственных гражданских служащих Российской Федерации (теоретико-методологические основы)// Вестник ГУУ. 2020. №2. URL: <https://cyberleninka.ru> (дата обращения: 11.10.2020).

государственных служащих. Указывая на то, что одной из основных проблем, мешающих служащим работать более эффективно, является отсутствие эффективной системы мотивации они предложили в каждом органе власти внедрить систему регулярной оценки эффективности деятельности государственных служащих и связать материальное стимулирование с результатами деятельности.<sup>130</sup>

Т.Т.Галиуллин при определении критериев эффективности государственной службы предлагает выделять управление государственной службой как одну из функций государственной службы, направленную на её функционирование посредством организации и координации как между структурными подразделениями государственного механизма, так и обществом в целом, на основе чего предлагает классификацию эффективности: 1) по субъекту – эффективность руководителя органа власти и управленческих подразделений внутри государственного органа; 2) по функции – эффективность деятельности по вопросам разработки и принятия управленческих решений, управления кадрами, регулирования коммуникативных процессов; 3) по затратам – эффективность использования финансово-материальных, информационно-документационных и технологических ресурсов; 4) по результату – степень выполнения поставленных целей, с учетом своевременности, полноты и общественной пользы.<sup>131</sup> Однако автором предлагаются лишь подходы для определения критериев эффективности, при этом сами критерии, методики, механизмы определения эффективности деятельности государственной службы не предлагаются.

А.В.Спатарь считает, что достаточно выделить только двух критериев эффективности государственной службы: 1) социально-экономическое процветание и 2) политическая стабильность. В рассматриваемом контексте главной заботой органов государственного управления, по мнению автора, должны быть прежде всего поиски путей повышения производительности, эффективности, качества и результативности деятельности государственных организаций и учреждений, например, улучшение реального положения людей, наиболее полной реализации их интересов и потребностей, строгое соблюдение государственными служащими правовых норм, снижение затрат на содержание государственной службы и т.п.<sup>132</sup>

В Российской Федерации эффективность государственной службы, по мнению И.Ц.Барциц, измеряется опосредованно через показатели

---

<sup>130</sup>Васильева Е.И., Зерчанинова Т.Е., Ручкин А.В. Оценка эффективности деятельности государственных служащих // Управленческое консультирование. 2016. №4 URL: <https://cyberleninka.ru> (дата обращения: 11.10.2020).

<sup>131</sup>Галиуллин Т.Т. Современные проблемы оценки эффективности государственного управления// Вестник ПАГС. 2009. №4. URL: <https://cyberleninka.ru> (дата обращения: 11.10.2020).

<sup>132</sup>Спатарь А.В. Эффективность государственной службы и критерии эффективности// Молодой ученый. 2014. № 8. С. 595-598. URL: <https://moluch.ru> (дата обращения: 10.10.2020).

социально-экономического развития, что позволяет мобильно реагировать на изменяющиеся условия и способствует комплексному применению системы управления эффективностью и результативностью государственной службы.<sup>133</sup> В европейских странах разработкой таких критериев для оценки эффективности управления занимаются специальные научные центры, а в США с 1913 г. действует Бюро эффективности управления, с 1949 г. Комиссия оценки эффективности государственной службы при Администрации Президента. То есть мировая и отечественная практика государственного управления оценивают эффективность деятельности государственной службы «по результату».<sup>134</sup>

В настоящее время формирование эффективной деятельности государственной гражданской службы может быть обеспечено через достижение стабильности и обеспечение устойчивого развития всех сфер жизни современного российского общества.<sup>135</sup> Действующее законодательство закрепляет необходимые условия для развития и совершенствования государственной гражданской службы, чтобы соответствовать потребностям общества в эффективном управлении, к которым относится система социально-экономических и правовых гарантий государственной службы, система повышения квалификации и формирования кадрового состава и проч.<sup>136</sup>

1 Тем не менее, актуальной остается проблема создания целостной системы оценки эффективности государственной на основе единых критериев. К сожалению федеральное и региональное законодательство не определяет цели функционирования государственной службы как профессиональной служебной деятельности граждан по обеспечению исполнения полномочий Российской Федерации, субъектов федерации, федеральных и региональных органов государственной власти, а также должностных лиц. Основным административным критерием эффективности деятельности государственного служащего должны быть реальные результаты, на основе следующих показателей: 1) целеориентированность; 2) продолжительность выполнения заданий и поручений; 3) стиль деятельности; 4) ресурсные затраты и др. Между тем, при определении эффективности государственной службы необходим интегративный подход, основанный на сочетании административных, социально-экономических, политических и иных показателей эффективности государственной гражданской службы.

<sup>133</sup>См.: Барциц И.Н. Показатели и критерии эффективности государственного управления. М., 2010. С.34.

<sup>134</sup>Матвеев С.П. Система государственной службы: проблемы развития и совершенствования // Вестник ВИ МВД России. 2016. №1. URL: <https://cyberleninka.ru> (дата обращения: 10.10.2020).

<sup>135</sup>См.: Жильцов В.И. Государственная служба: показатели и критерии эффективности функционирования. М., 2010. С.11.

<sup>136</sup>Васильева Е.И., Зерчанинова Т.Е., Ручкин А.В. Оценка эффективности деятельности государственных служащих // Управленческое консультирование. 2016. №4 URL: <https://cyberleninka.ru> (дата обращения: 11.10.2020).

2 Закрепление четких целей государственной службы в действующем законодательстве, с учетом последних поправок в Конституцию страны, позволило бы конкретизировать не только социально-экономические, но политические и правовые критерии её эффективности для решения таких вопросов как стимулирование качества работы как отдельных служащих, повышение прозрачности деятельности государственных органов, совершенствование методического обеспечения и внедрение современных технологий и методов работы.

**Использованные источники:**

- 1 Конституция Российской Федерации принята всенародным голосованием 12.12.1993 (с изменениями, одобренными в ходе общероссийского голосования 01.07.2020)
- 2 Федеральный закон Российской Федерации «О государственной гражданской службе Российской Федерации» от 27.07.2004 № 79-ФЗ (ред. от 31.07.2020)
- 3 Федеральный закон Российской Федерации «О системе государственной службы Российской Федерации» от 27.05.2003 № 58-ФЗ (ред. от 23.05.2016)
- 4 Указ Президента РФ от 24.06.2019 № 288 «Об основных направлениях развития государственной гражданской службы Российской Федерации на 2019 - 2021 годы»
- 5 Указ Президента РФ от 25.04.2019 №193 «Об оценке эффективности деятельности высших должностных лиц (руководителей высших исполнительных органов государственной власти) субъектов Российской Федерации и деятельности органов исполнительной власти субъектов Российской Федерации»
- 6 Указ Президента РФ от 10.03.2009 № 261 (ред. от 10.08.2012) «О федеральной программе «Реформирование и развитие системы государственной службы Российской Федерации (2009 - 2013 годы)»
- 7 Закон Брянской области «О государственной гражданской службе Брянской области» от 16 июня 2005г. № 46-З (с изм. на 28 октября 2019г.)
- 8 Указ Губернатора Брянской области от 24 декабря 2019 года №213 «Об организации мероприятий, направленных на развитие государственной гражданской службы Брянской области в 2020-2021 годах» (с изм. от 21 июля 2020г.)
- 9 Постановление Правительства Брянской области «Об утверждении Порядка оценки результативности и эффективности контрольно-надзорной деятельности исполнительных органов государственной власти Брянской области, уполномоченных на осуществление регионального государственного контроля (надзора)» от 8 октября 2019 года № 462-п
- 10 Барциц И.Н. Показатели и критерии эффективности государственного управления. М.,2010.

- 11 Васильева Е.И., Зерчанинова Т.Е., Ручкин А.В. Оценка эффективности деятельности государственных служащих // Управленческое консультирование. 2016. №4 URL: <https://cyberleninka.ru> (дата обращения: 11.10.2020).
- 12 Галиуллин Т.Т. Современные проблемы оценки эффективности государственного управления// Вестник ПАГС. 2009. №4. URL: <https://cyberleninka.ru> (дата обращения: 11.10.2020).
- 13 Жильцов В.И. Государственная служба: показатели и критерии эффективности функционирования. М., 2010.
- 14 Знаменский Д.Ю., Гусаров А.С. Оценка эффективности государственных гражданских служащих Российской Федерации (теоретико-методологические основы)// Вестник ГУУ. 2020. №2. URL: <https://cyberleninka.ru> (дата обращения: 11.10.2020).
- 15 Матвеев С.П. Система государственной службы: проблемы развития и совершенствования // Вестник ВИ МВД России. 2016. №1. URL: <https://cyberleninka.ru> (дата обращения: 10.10.2020).
- 16 Пономаренко Б.Т., Жильцов В.И. Эффективность гражданской государственной службы в Российской Федерации// Социология власти. 2011. №4. URL: <https://cyberleninka.ru> (дата обращения: 11.10.2020).
- 17 Спатарь А.В. Эффективность государственной службы и критерии эффективности// Молодой ученый. 2014. № 8. С. 595-598. URL: <https://moluch.ru> (дата обращения: 10.10.2020).
- 18 Шамхалов Ф.И. Основы теории государственного управления; Учебник для вузов М., 2013.



DOI 10.46566/2225-1545\_2020\_77\_1028

УДК:616.611-002:616.428+616-056.4-053.2

*Байханова Н.  
ассистент  
кафедры инфекционных болезней*

## **ХАРАКТЕРИСТИКА ИММУНОПАТОЛОГИЧЕСКИХ СДВИГОВ ПРИ НЕФРОТИЧЕСКОМ СИНДРОМЕ У ДЕТЕЙ С ЛИМФАТИЧЕСКИМ ДИАТЕЗОМ**

*Аннотация.: Под наблюдением находились 28 детей в возрасте 7–11 лет с детьми с лимфатическим диатезом с нефротической формой хронического гломерулонефрита. Установлено, что иммунопатологические сдвиги нефротической формы хронического гломерулонефрита на фоне ЛД характеризуются снижением СДЗ, СД4, СД8, увеличением продукции АВЛ почками, АИК и IL-2 и сохраняются даже в период ремиссии. Это означает необходимость адекватной иммунокорректирующей терапии в комплексном лечении больных.*

*Ключевые слова: лимфатический диатез, нефротический синдром, иммунопатологические сдвиги, интерлейкин-2*

*Baykhanova N.  
assistant  
Department of infectious diseases*

## **THE FEATURES OF IMMUNOPATHOLOGICAL SHIFTS IN CHILDREN WITH NEPHROTIC SYNDROMES WITH LYMPHATIC DIATHESIS**

*Summary: We have studied in 7-11 years old 28 children with nephrotic form of chronic glomerulonephritis with lymphatic diathesis. Detection, that children with nephrotic form of chronic glomerulonephritis with lymphatic diathesis immunopathological shifts are characterized by deficient cellular and humoral immunity and hypoproduction interleukin-2, which are stored in the remission and can serve as a criterion of immunodiagnosics. High immunopathological shifts allow to recommend methods immunocorrection therapy in complex treatment of patients with nephrotic form of chronic glomerulonephritis with lymphatic diathesis*

*Key words: lymphatic diathesis, nephrotic syndromes, immunopathological shifts, interleukin-2*



**Актуальность.** Известно, что гломерулонефрит (ГН)- это генетически обусловленное иммуноопосредованное воспаление с преимущественным поражением клубочков и вовлечением в патологический процесс всех почечных структур, клинически проявляющееся почечными и внепочечными симптомами. В ряду паренхиматозных заболеваний почек ГН занимает доминирующее место, при котором хронический гломерулонефрит (ХГН) составляет более 35% и является одной из распространенных причин хронической почечной недостаточности (ХПН) [6,7,12,14]. Основным проявлением нефротической формы гломерулонефрита является нефротический синдром (НС), который характеризуется протеинурией (более 2,5 г/сутки или 50 мг/кг массы тела), олигурией, отеками, гипопроотеинемией, гипоальбуминемией, гиперлипидемией, гиперкоагуляцией и развивается как основное проявление гломерулонефрита острого и хронического [8,10,15]. В настоящее время проблемы прогрессирования стероид-резистентной, стероид-зависимой и часто рецидивирующей формы ХГН у детей остаются одним из актуальных вопросов в мировой педиатрической нефрологии, что определяется высокой частотой развития ХПН, отмечаемой более чем около 50% пациентов в течение 5-10 лет [10,14,16]. Поэтому с клинических позиций чрезвычайно важным является поиск клинических и иммунологических предикторов неблагоприятного почечного исхода, позволяющих прогнозировать течение заболевания с индивидуальной оценкой риска развития ХПН. В этом плане уделяет внимание нефротическая форма ХГН у детей на фоне лимфатического диатеза.

Лимфатический (лимфатико-гипопластический) диатез (ЛД) характеризуется генерализованным стойким увеличением лимфатических узлов даже при отсутствии признаков инфекции, со своеобразным хабитусом ребенка (бледность, вялость, слабо развитая мускулатура, «аденоидный вид», признаки паратрофии), со сниженной адаптацией к воздействию окружающей среды. При ЛД клинико-лабораторные симптомы характеризуется с гиперплазией лимфо-аденоидной системы, тимомегалией, недостаточностью местного иммунитета дыхательного тракта, анемией, морфофункциональной незрелости надпочечника, сердца, гормональным дисбалансом, диспротеинемией, лимфоцитозом приводящих к формированию status lymphaticus и развитием синдрома неклассифицируемой вторичной иммунной недостаточности у ребенка [3,9,11].

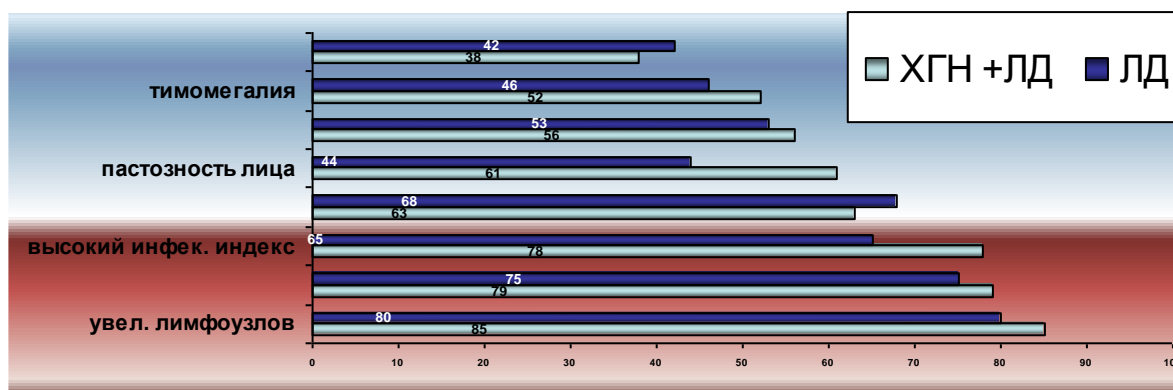
**Целью исследования** явилось изучение иммунопатологических сдвигов при нефротическом синдроме у детей на фоне лимфатического диатеза.

**Материалы и методы.** Под нашим наблюдением находились 28 детей в возрасте от 7 до 11 лет, страдающих нефротической формой ХГН на фоне ЛД. Из них 14-ХГН+ЛД (1- группа), 14-ЛД (2-группа). Контрольную

группу составили 25 практически здоровых детей того же возраста. Клинический диагноз был поставлен на основании анамнеза, клинико-лабораторных и функциональных методов исследований, иммунологических показателей, а также клинико-лабораторных маркеров ЛД [9]. Изучали состояние клеточного иммунитета, антигенсвязывающих лимфоцитов (АСЛ) почек по методу Гариба Ф.Ю. и соавторы [4,5]. Фагоцитарную активность нейтрофилов (ФАН) с помощью теста нитросиним тетразолием с использованием частиц латекса [2]. Концентрации циркулирующих иммунных комплексов (ЦИК) определяли по методу преципитации [1], интерлейкина-2 (IL-2) по методу Ortaldo J., et al.[13].

Материалом для исследования служила венозная кровь, взятая в утреннее время натощак. Цифровые данные обработали методом вариационной статистики с вычислением достоверности численных различий по Стьюдента.

**Результаты и их обсуждение.** По результатам проведенных исследований было выявлено, что из наблюдаемых больных по полу мальчики составили 66,0%, девочки-34,0%, которые подтверждают литературных источников, так как НС и ЛД два раза чаще регистрируются у детей мужского пола.



**Рис. Выявление клинических маркеров ЛД при ХГН+ЛД и ЛД**

При изучении анамнеза и клиники определены маркеры ЛД (рис.): патология беременности и родов у матери (79,0%), крупный вес при рождении (63,0%), тимомегалия (52,0%), диспропорция телосложения - короткое туловище, длинные конечности (38,0%), стойкое увеличение периферических лимфоузлов (85,0%), пастозность лица (61,0%), аденоиды (56,0%), высокий инфекционный индекс (78,0%). Выявленные маркеры ЛД по встречаемости отличались между группами, такие показатели как: увеличение лимфатических узлов, высокий инфекционный индекс и пастозность лица были значительно высокими у детей 1-группы по

сравнению со 2-группой. Частота заболеваемости детей с интеркуррентными патологиями составила более 4 раза в течении года.

Клинико-лабораторные проявления НС при ХГН с ЛД характеризовались с: отеками (100,0%), олигурией (100,0%), «меловая» бледностью (72,3%), вялостью (95,0%), головной болью (63,0%), гепатомегалией (32,2%), протеинурией (100,0%), гипопроteinемией (77,0%), гипоальбуминемией (88,0%), гиперхолестеринемией (54,0%) и гиперкоагуляцией (54,0%). Среди сопутствующих заболеваний у детей при ХГН с ЛД большой процент составили: анемия (82,4%), хронический тонзиллит (75,0%), аденоиды (61,3%), гайморит (24,7%), рецидивирующий бронхит (65,0%), пневмония (22,0%), ГЦЖ (45,4%).

Таблица

**Показатели иммунитета у детей при ХГН с ЛД (M±m).**

Показатели	Здоровые дети, n=25	Традиционная терапия, n=28, P <sup>1</sup>	P <sup>1</sup>
СД3, %	54,67±0,94	38,35±1,6	p<0,001
СД4 %	33,13±0,83	21,35±1,8	p<0,001
СД8, %	19,90±0,72	12,14±1,5	p<0,001
СД19, %	11,60±0,89	12,26±0,88	-
АСЛ крови, % АСЛ почек	-	8,0±0,62	-
ЦИК, ед. опт. пл.	0,002±0,003	0,089±0,004	p<0,001
ФАН, %	50,50±1,11	38,07±0,45	p<0,001
IL-2	2,8±0,09	2,0±0,06	p<0,01

Примечание: \*-достоверность различий по сравнению со здоровой группой. P<sup>1</sup><0,001-0,01)

При изучении состояния иммунного статуса (табл.) у больных отмечено достоверное снижение по сравнению со здоровой группой содержания Т-лимфоцитов (СД3), Т-хелперов (СД4) (p<0,001), Т-супрессоров (СД8) (p<0,01), ФАН (p<0,001); увеличение АСЛ почек, ЦИК (p<0,001), снижение продукции IL-2. Содержание В-лимфоцитов (СД19) достоверно мало отличалось от показателя здоровых детей.

При проведении традиционное лечение, несмотря на улучшение самочувствия, лабораторно-биохимические и функциональные параметры, у 67,0% больных сохранялась умеренная протеинурия, гиперкоагуляция что было обусловлено укорочением периода ремиссии и рецидивированием процесса в почках. Нормализация клинических признаков, такие как отеки, вялость, «меловая» бледность, гепатомегалия и головная боль выявлена у 68,0% больных.

### **Выводы**

1. У детей при нефротической форме ХГН с ЛД иммунопатологические сдвиги характеризуются снижением СД3, СД4,

СД8, увеличением АСЛ почек, ЦИК и нарушением продукции ИЛ-2, которые сохраняются и в периоде ремиссии.

2. Сохранение в периоде ремиссии клинико-лабораторных и иммунопатологических сдвигов при нефротической форме ХГН на фоне ЛД диктует включать в комплексную терапию адекватную иммунокорректирующую терапию при лечении таких больных.

#### **Использованные источники:**

- 1.Белокриницкий Д.Б. Методы клинической иммунологии. В кн: Лабораторные методы исследования в клинике. Под ред. Меншикова В.В.- М: Медицина, 1987. –С.277-310.
- 2.Бумагина Т.К. Определение фагоцитарной активности нейтрофилов при помощи латекса // Иммунология.-1981.-№2.-С.44-45.
- 3.Вельтищев Ю.Е. Становление и развитие иммунной системы у детей. Иммунная недостаточность. Иммунодиатезы. М., 2000.78с.
- 4.Гариб Ф.Ю. и др. Способ определения лимфоцитов // Расмий ахборотнома.-1995.-№1.-С.90.
- 5.Гариб Ф.Ю. и др. Клиническая ценность определения АСЛ у больных брюшным тифом и другими заболеваниями. Метод. Рек. Ташкент. 1983.
- 6.Игнатова М.С. Диагностика и лечение нефропатий у детей. Руководство для врачей М.С. Игнатова. Н.А. Коровина 7- М., 2007. - 332 с.
- 7.Рахманова Л.К., Каримжанов И.А., Холматова Б.Т. Эффективность иммунокоррекции при лечении хронического гломерулонефрита у детей. Ўзбекистон Терапия ахборотномаси 2015; 3: 189-191.;
- 8.Рахманова Л.К., Каримова У.Н. Хронический гломерулонефрит у детей //Научно-методическое пособие. Ташкент. 2017. 50с
- 9.Рахманова Л.К. Особенности клинико-иммунологического течения, иммунотерапия и профилактика диатезов (аллергический, лимфатический, нервно-артритический) у детей. Автореф. дисс... д-ра мед. наук. Ташкент, 2002.32с.
- 10.Сивцева Е.М. Роль эндотелиальной дисфункции в прогрессировании хронических заболеваний почек у детей. Российский вестник перинатологии и педиатрии. 2011;1:47-52.
11. Турсунова Д.М. Особенности течения вирусных гепатитов А и В у часто болеющих детей с лимфатическим диатезом и эффективность иммунокоррекции. Автореф. дисс. Канд. мед. наук. Ташкент, 2008.23с.
- 12.Couser W.G. Basic and Translational Concepts of Immun-Mediated Glomerular Diseases /W.G. Couser *Hi. Am. Soc. Nephrol.* - 2012. - Vol. 23. - Лr3. - P. 381-399.
- 13.Ortaldo J., et al. Effects of natural and recombinant il-2 on regulation of JEN production and Nk activity //J.immunol.-1984. –Vol.133.N2.-P.779-784.
- 14.Warady B.A, Chadcha V. Chronic kidney disease in children the global perspective. Pediatric nephrology. 2010; 22: 1999-2009.

15. Weening J.J. Advances in the pathology of glomerular diseases /J.J. Weening. P. Ronco.G. Rcmuzzi//Contrib Nephrol.-2013.-Vol. 181.-P. 12-21.
16. Weening J.J. Advances in the pathology of glomerular diseases /J.J. Weening. P. Ronco.G. Rcmuzzi//Contrib Nephrol.-2013.-Vol. 181.-P. 12-21.

*Биктимерова Ю.Ф.  
студент  
БашГУ  
научный руководитель: Егорова Р.Р.  
БашГУ  
Россия, Уфа*

## **ТЕОРЕТИЧЕСКИЕ ОСНОВЫ КОРРУПЦИИ. ОСНОВНЫЕ НАПРАВЛЕНИЯ АНТИКОРРУПЦИОННОЙ ПОЛИТИКИ РОССИИ**

*Аннотация: В статье рассматриваются теоретические основы коррупции и основные направления антикоррупционной политики России.*

*Исследование коррупции, оснований ее появления и видов нужно для разработки мер по совершенствованию способов борьбы с данной задачей, а еще для создания условий, при которых возможно предупредить появление предоставленной трудности в будущем.*

*Вопросы коррупции остаются актуальными и сегодня, так как изучение данного вопроса связано со значительным распространением рассматриваемого явления.*

*По крайней мере, все предлагаемые пути решения этой проблемы малоэффективны и бесполезны, так как с самого начала их проявления отсутствует полные желания бороться с коррупцией.*

*Ключевые слова: Коррупция, антикоррупционная политика, экономические последствия коррупции, неблагоприятные последствия, борьба с коррупцией.*

*Biktimirova Y. F.  
student  
Bashkir state University  
Supervisor: Egorova R. R.  
Bashkir state University  
Russia, Ufa*

## **THEORETICAL FOUNDATIONS OF CORRUPTION. MAIN DIRECTIONS OF RUSSIA'S ANTI-CORRUPTION POLICY**

*Annotation: The article deals with the theoretical foundations of corruption and the main directions of Russia's anti-corruption policy.*

*The study of corruption, the reasons for its appearance and types is necessary to develop measures to improve ways to combat this problem, and also to create conditions under which it is possible to prevent the appearance of the given difficulty in the future.*



*Corruption issues remain relevant today, as the study of this issue is associated with a significant spread of the phenomenon under consideration.*

*At least, all the proposed solutions to this problem are ineffective and useless, since from the very beginning of their manifestation there is no complete desire to fight corruption.*

*Keywords: Corruption, anti-corruption policy, economic consequences of corruption, adverse consequences, fight against corruption.*

Экономические последствия коррупции связаны с большим распространением того, что должностные лица злоупотребляют своим служебным положением, берут взятки - это означает подкуп или подкупность должностных лиц, это и является коррупцией.

Динамика экономических преступлений представлена на рисунке 1.



Рисунок 1 - Показатели преступности в России.

Вывод:

- в 2017 году экономические преступления составили 105087;
- а в 2018 году составило 109463, по сравнению 2017 года с 2018, то в 2018 году количество экономических преступлений увеличилось на 4376.
- в 2019 экономические преступления составили 104927, что по сравнению с 2018 годом уменьшилось на 4536.

Неблагоприятные последствия данного явления не только препятствуют прогрессивному развитию общества, но и представляют серьезную угрозу интересам национальной безопасности страны.

К таким последствия относятся:

- 1) Расширение теневой экономики приводит к снижению налоговых поступлений и ухудшению состояния бюджета.
- 2) Нарушены механизмы конкурентного рынка, побеждает тот, кто сумел получить преимущество над взятками, а не тот, кто в данной ситуации конкурентоспособен.

Это приводит к снижению эффективности рынка и дискредитирует восприятие конкуренции на рынке в целом.

Ухудшается инвестиционный климат, не решены проблемы борьбы со спадом производства и обновления основных фондов.

3) Бюджетные средства используются неэффективно.

4) Рост цен является результатом коррупционных накладных расходов, и в конечном итоге страдает потребитель.

5) Распространение коррупции в общественных негосударственных и некоммерческих организациях приводит к снижению эффективности их работы, а значит, в целом снижается эффективность экономики страны.

Антикоррупционная политика - состоит из разработки и реализации мер по минимизации причин и условий, порождающих и подпитывающих коррупцию, практически во всех сферах жизни.

Основными направлениями этой политики являются:

- создание условий для эффективного контроля за расходованием и распределением бюджетных средств;

- пересмотр законодательства;

- ограничение политической коррупции;

- улучшение условий государственной службы и контроль имущественного положения государственных служащих;

- совершенствование структуры, системы и функций органов исполнительной власти;

- совершенствование правоохранительной деятельности и системы спецслужб;

- укрепление судебной власти.

Среди наиболее широко используемых методов борьбы - законодательные реформы, которые включают как ужесточение санкций, так и меры по сокращению количества ситуаций, связанных с коррупцией.

Поэтому для достижения реальных успехов в борьбе с коррупцией необходимо усилить зависимость государства от своих граждан. В этом контексте необходимо создать независимые учреждения для расследования обвинений в коррупции и поощрения этической культуры должностных лиц.

Одним из действующих способов борьбы с коррупцией - полностью уменьшить преимущества неисполнения своих прямых обязанностей, а также повысить заработную плату за успешное выполнение своих обязанностей.

Кроме того, признаки коррупции имеют ряд негативных последствий.

Для этого, помимо мер по борьбе с коррупцией, государство должно разъяснить не только способы и формы проявления коррупции, но и возможный ущерб, причиненный этими мерами.

### **Использованные источники:**

- 1 Федеральный Закон Российской Федерации от 25.12.2008 №273-ФЗ «О противодействии коррупции» [Электронный ресурс] // КонсультантПлюс: справочно-правовая система / Режим доступа: <http://www.consultant.ru/> (дата обращения 10.02.2020).
- 2 Биктимерова Ю.Ф. Теоретические основы коррупции. Основные направления антикоррупционной политики России [Электронный ресурс]// Форум молодых ученых.-2020.- №5(45) (дата публикации: 19.10.2020).- URL: <https://www.iupr.ru/> (дата обращения 19.10.2020).
- 3 Букин, С.О. Банки в условиях коррупции / С.О. Букин. - Москва; Берлин: Директ-Медиа, 2016. - 656 с. – ISBN: 978-5-4475-8198-5.
- 4 Годунов, И.В. Противодействие коррупции: учебник/ Годунов И.В. Москва: Институт автоматизации проектирования РАН, 2019. – 729 с. - ISBN: 978-5-394-03416-9.
- 5 Голубовский, В.Ю. Противодействие коррупции: Учебное пособие/ В.Ю. Голубовский. – Москва: Дашков и К, 2018. – 88с. - ISBN:978-5-394-03034-5.

*Валиева М.Ю.*

*старший преподаватель кафедры ВОП №1*

*Яминова Н.Х.*

*ассистент кафедры ВОП №1*

*Абдувалиева Г.Т.*

*ассистент кафедры ВОП №1*

*Якуббекова М.К.*

*ассистент кафедры госпиталь терапии и эндокринологии*

*Андижанский государственный медицинский институт*

*Узбекистан, Андижан*

## **ВЫЯВЛЯЕМОСТЬ ПОРАЖЕНИЙ ОРГАНОВ МИШЕНИ И АССОЦИИРОВАННЫХ КЛИНИЧЕСКИХ СОСТОЯНИЙ У ПОПУЛЯЦИИ С ПРЕДГИПЕРТЕНЗИЕЙ И АРТЕРИАЛЬНОЙ ГИПЕРТЕНЗИЕЙ**

*Аннотация: влияние артериальной гипертензии на прогноз сердечно-сосудистого континуума остается актуальным, вследствие чего мы посвятили статью изучению поражения органов мишени и ассоциированных клинических состояний у больных с артериальной гипертензией и предгипертензией.*

*Ключевые слова: предгипертензия, артериальная гипертензия, сердечно-сосудистый риск.*

*Valieva M.YU.*

*head teacher of the department GPD №1*

*Yaminova N.X.*

*assistant of the department GPD №1*

*Abduvaliyeva G.T.*

*assistant of the department GPD №1*

*Yakubbekova M.K.*

*assistant of the department hospital therapy and endocrinology*

*Andijan state medical university,*

*Andijan Uzbekistan*

## **DETECTABILITY OF DAMAGES OF TARGET ORGANS AND ASSOCIATED CLINICAL STATES IN A POPULATION WITH PRE- HYPERTENSION AND ARTERIAL HYPERTENSION**

*Summary: the effect of arterial hypertension on the prognosis of the cardiovascular continuum remains relevant, as a result of which we devoted the*

*article to the study of target organ damage and associated clinical conditions in patients with arterial hypertension and prehypertension.*

*Key words: prehypertension, arterial hypertension, cardiovascular risk.*

По данным популяционных исследований, за последние 40 лет структура кардиоваскулярной патологии среди населения претерпела существенные изменения, увеличился удельный вес сердечно-сосудистые заболевания (ССЗ) атеросклеротического происхождения [Beckett N.S. et al., 2008; Patel A., 2007]. По материалам обследования, проведенного в России, распространенность артериальной гипертензии (АГ) среди населения за последние 10 лет практически не изменилась и составляет 39,5%, осведомленность больных АГ о наличии заболевания выросла до 77,9%. Принимают антигипертензивные препараты 59,4% больных АГ, из них эффективно лечится 21,5% пациентов [8]. Так например, среди подростков до сих пор практически отсутствуют стандартизованные методики измерения артериального давления (АД), подготовленные персоналы и единые критерии оценки уровня АД, что не позволяет реально оценить ситуацию с распространенностью АГ и суммарного риска развития ССЗ. Это затрудняет ее выявление, контроль на уровне популяции за эффективностью проводимой профилактики и лечения в современных условиях [Автандилов А.Г., Александров А.А. и др., 2003; 2009].

У нас в стране врачи часто недооценивают суммарный показатель риска развития сердечно-сосудистых осложнений / континуума или попросту до сих пор отсутствуют подобные эпидемиологические исследования, т.е. сравнительная экспресс-оценка распространенности АГ и ее факторов риска в узбекской популяции с различным уровнем суммарного риска сердечно-сосудистого континуума – не проводилась.

**Цель:** Изучение факторов риска поражения органов мишени (ПОМ) и ассоциированных клинических состояний (АКС) в группе лиц артериальной гипертензией с риском развития сердечно-сосудистого континуума.

**Материалы и методы:** Материалом для настоящего исследования послужили результаты одномоментного эпидемиологического исследования случайных репрезентативных выборок из неорганизованного мужского (3640 чел) и женского населения (3610 чел) в возрасте  $\geq 15$ -70 лет. Охват обследованием составлял 280 (76,9%) и 323 (89,5%) человек соответственно по выборкам мужчин и женщин. Проводилось комплексное обследование популяции с использованием биохимических, эпидемиологических, инструментальных, клинических и опросных методов исследования. Статистическая обработка результатов исследования выполнена на компьютере с помощью пакета прикладных программ SAS, SPSS (версия 11.0 для Windows), Excel-2000 и Statistica 5.1.

**Результаты:** В таблице 1 представлены данные сравнительной характеристики выявляемости ПОМ и ассоциированных клинических состояний у популяции с предгипертензией и артериальной гипертензией.

**Таблица 1**

Сравнительная характеристика выявляемости ПОМ и ассоциированных клинических состояний у популяции > 15-70 лет с ПрГ и АГ

АКС и ПОМ	n	Повышенное АД, n (%)				Статистика различия по t-критерию (P)		
		ПрГ (1)		АГ (2)		P<0,05	P<0,01	P<0,001
		Есть ПрГ n (%)	Нет ПрГ n (%)	Есть АГ n (%)	Нет АГ n (%)			
ГЛЖ	102	6 (5,8)	96 (94,2)	67 (85,3)	15 (14,7)	-	-	2-1
ЦВБ	11	3 (27,3)	8 (72,7)	10 (90,9)	1 (9,1)	-	-	2-1
ССЗ	28	2 (7,1)	26 (99,9)	26 (92,9)	2 (7,1)	-	-	2-1
• ИМ	10	1 (10,0)	9 (90,0)	8 (80,0)	2 (20,0)	-	-	2-1
• СН	8	2 (25,0)	8 (75,0)	7 (87,5)	3 (12,5)	-	-	2-1
• ХСН	10	0 (0,0)	0 (0,0)	9 (90,0)	1 (10,0)	-	-	2-1
Симптомное поражение периферических артерий	3	0 (0,0)	0 (0,0)	2 (66,7)	1 (33,3)	-	-	2-2
ХЗП	115	22 (7,2)	282 (92,8)	94 (81,7)	21 (18,3)	-	-	2-1
Сахарный диабет	8	0 (0,0)	0 (0,0)	6 (75,0)	4 (25,0)	-	-	2-1

Из представленных данных в таблице 1 следует, что гипертрофия левого желудочка (ГЛЖ) выявляется в сочетании с предгипертензией (ПрГ) – в 5,8% и артериальная гипертензия (АГ) – в 85,3% (P<0,001), цереброваскулярная болезнь (ЦВБ) (ишемический микроинсульт, геморрагический микроинсульт) – в 27,3% и 90,9% случаев соответственно (P<0,001), сердечно-сосудистые заболевания (ССЗ) отмечены у 7,1% популяции с предгипертензией и у 92,9% с артериальной гипертензией (P<0,001), инфаркт миокарда (ИМ) – у 10,0% и 80,0% (P<0,001), сердечная недостаточность (СН) – у 25,0% и 84,5% (P<0,001), хроническая сердечная недостаточность (ХСН) – в 0,0% и 90,0% случаев, симптомное поражение периферических артерий – в 0,0% и 66,7% случаев (P<0,001), хронические заболевания почек (ХЗП) – в 7,2% и 81,7% (P<0,001) и сахарный диабет – в 0,0% и 75,0% (P<0,001).

**Выводы:** Таким образом, в нашем исследовании не только факторы риска, но и ПОМ или АКС также наблюдались у больных ПрГ и АГ. Отмеченные результаты исследования, безусловно, заставляют обратить внимание на необходимость совершенствования профилактических программ АГ. Для этого потребуется более глубокий анализ и



сравнительная оценка выявляемости основных факторов риска и ассоциированных клинических состояний в обследованной популяции с ПрГ и АГ с различным уровнем суммарного риска развития сердечно-сосудистого континуума в условиях Ферганской долины.

**Использованные источники:**

1. Калинина А.М. Влияние многофакторной профилактики ишемической болезни сердца на некоторые показатели здоровья и прогноза жизни (10-летнее наблюдение) // Автореф. дис..... докт. мед. наук. – Москва. – 2010. – С.15-19
2. Калинина А.М., Концевая А.В., Омельяненко М.Г. Качество профилактического консультирования по факторам риска сердечно-сосудистых заболеваний в первичном звене здравоохранения // Кардиоваскулярная терапия и профилактика. – 2008. - №1. – С.5-10
3. Калинина А.М., Шатерникова И.Н., Еганян Р.А. Маркетинг медицинских профилактических услуг в территориальной поликлинике крупного города // Проф забол укреп здор 2005; 2: 4-5
4. Карпов Ю.А. Артериальная гипертония у лиц старше 80 лет: проблема может быть успешно решена // Кардиология. – 2008. - №11. – С.69-73
5. Карпов Ю.А. Ишемическая болезнь сердца в сочетании с артериальной гипертонией: особенности течения и выбор терапии // Кардиология 2005; 12: 94-7
6. Кисляк О.А. Факторы риска атеросклеротических заболеваний // В кн.: Руководство по кардиологии // Под ред. Г.И. Сторожакова и А.А. Горбанченкова. – Том 1. – Москва. – 2008. – С.268-291

*Исмоилов И.И., к.м.н.*

*доцент*

*кафедра пропедевтики внутренних болезней  
Андижанский государственный медицинский институт*

## **СОВРЕМЕННАЯ КОНЦЕПЦИЯ ДИАГНОСТИКИ ЗАБОЛЕВАНИЙ ПЕРИФЕРИЧЕСКИХ АРТЕРИИ**

*Аннотация: Общая распространённость заболеваний периферических артерий (ЗПА) или хронических облитерирующих заболеваний артерий конечностей составляет 3-10%, достигая 15-20% среди больных старше 10 лет. Особенностью ЗПА является тенденция к неуклонному прогрессированию процесса высокой частоте ампутаций, инвалидности и летальности. В результате средняя продолжительность жизни этих больных примерно на 10 лет меньше, чем у людей без признаков ЗПА.*

*Ключевые слова. ЗПА, атеросклероз, дислипидемия.*

*Ismoilov I.I.*

*assistant professor*

*department of propedeutics of internal diseases  
Andijan State medical institute*

## **MODERN CONCEPT OF DIAGNOSTICS OF PERIPHERAL ARTERY DISEASE**

*Summary. The overall prevalence of peripheral artery disease (PAD) or chronic obliterative arterial disease of the arteries of the extremities is 3+10% reaching 15 -20% among patients older than 10 years. A special feature of the PAD is the tendency to a steady progression of the process with a high frequency of amputations, disability, and lethality. As a result, the average life expectancy of these patients is about 10 years less than in people without signs of PAD.*

*Keyword: PAD, atherosclerosis, dyslipidemia*

**Актуальность проблемы.** Современная концепция диагностики заболеваний периферических артерий – одна из актуальных проблем современной медицины. Заболевание периферических артерий (ЗПА) - патология, характеризующаяся образованием бляшек в периферических артериях. Как сообщалось на Научной сессии Американской Сердечной Ассоциации (Scientific Session of the American Heart Association) в 2007-м году, распространённость бессимптомного течения ЗПА у взрослого

населения в США постоянно увеличивалось, и сейчас оно обнаруживается почти у 5% взрослых в возрасте 40 лет и старше [1,6].

Кроме того, ЗПА является индикатором состояния артерий и его наличие связано с повышенным риском сердечного приступа и инсульта [10-11].

Эпидемиология заболеваний артерии нижних конечностей изучалась во многих странах, в том числе, Европы. По данным популяционного исследования, проводившегося в Швеции, распространенность поражения артерии нижних конечностей у людей в возрасте 60-90 лет составила 18%, а перемежающейся хромоты - 7% [3]. У одной трети пациентов клинические симптомы отсутствовали. Распространенность критической ишемии конечностей была значительно ниже - 0,4% [3]. Расчетная ежегодная частота развития критической ишемии конечностей варьируется от 500 до 1000 случаев на 1 млн населения; она выше у пациентов с сахарным диабетом.

Частота атеросклероза артерии нижних конечностей тесно связана с возрастом. Она низкая в возрасте до 50 лет и резко возрастает в старшем возрасте. Распространенность заболевания артерии нижних конечностей отличается у мужчин и женщин, однако результаты некоторых исследований свидетельствуют о том, что с возрастом эта разница уменьшается. Заболеваемость (число новых случаев) также тесно зависит от возраста. Во Фрамингемском исследовании заболеваемость перемежающейся хромотой у мужчин увеличилась с 0,4 на 1000 в возрасте 35-45 лет до 6 на 1000 в возрасте 65 лет и старше [5, 7]. У женщин заболеваемость была примерно в 2 раза ниже, чем у мужчин, однако она была сходной в пожилом возрасте.

Предсказать будущие тенденции в эпидемиологии заболеваний артерий нижних конечностей сложно, учитывая изменения факторов риска в популяции, особенно - курения и сахарного диабета, а также увеличение выживаемости больных ИБС и инсультом. Результаты некоторых исследований, опубликованных в течение последних нескольких десятилетий, свидетельствуют о снижении заболеваемости перемежающейся хромотой. Учитывая общую этиологию атеросклероза различных периферических артерий, наличие поражения сосудов одного бассейна увеличивает частоту бессимптомного и клинически явного атеросклероза другой локализации. С клинической точки зрения, приведенные данные свидетельствуют о том, что у пациентов с клиническими проявлениями атеросклероза необходимо учитывать возможность бессимптомного поражения других артерий. Это, прежде всего, касается пожилых людей, у которых особенно часто отмечается сочетание ИБС, цереброваскулярной болезни и заболевания артерий нижних конечностей.

Факторы риска заболеваний периферических артерий сходны с таковыми ИБС и атеросклероза в целом. К традиционным факторам риска

относятся курение, дислипидемия, сахарный диабет и артериальная гипертензия. Однако данные о связи этих факторов риска с атеросклерозом некоторых периферических артерий ограничены. Кроме того, определенные факторы риска могут иметь большее значение в развитии атеросклероза некоторых сосудов, однако сравнительные исследования немногочисленные. В нескольких эпидемиологических исследованиях установлена важная роль курения в развитии заболевания артерий нижних конечностей; выявленная связь зависела от интенсивности курения. Курение считают более мощным фактором риска заболеваний артерий нижних конечностей по сравнению с коронарным атеросклерозом. В большинстве исследований пациенты с перемежающейся хромотой курили или бросили курить. Прекращение курения ассоциируется с быстрым снижением частоты развития перемежающейся хромоты, которая через 1 год была сходной с таковой у некурящих [7]. Сахарный диабет - это еще один фактор риска, который имеет особое значение в развитии атеросклероза артерий нижних конечностей. В первую очередь это касается тяжелого атеросклероза, сопровождающегося гангреной или изъязвлением, в то время как в случае перемежающейся хромоты ассоциация с диабетом сопоставима с таковой с ИБС. Степень риска зависит от длительности и тяжести сахарного диабета. В большинстве эпидемиологических исследований высокие уровни общего холестерина и низкие уровни холестерина липопротеинов высокой плотности (ЛВП) были независимыми факторами риска заболевания артерий нижних конечностей. Данные о роли других факторов риска, таких, как ожирение, употребление алкоголя и уровни гомоцистеина в плазме, в развитии заболевания артерий нижних конечностей неоднозначные. При изучении роли гемостатических, реологических и воспалительных маркеров, таких, как уровни фибриногена плазмы и С-реактивный белок, была выявлена их независимая связь с распространенностью и заболеваемостью атеросклерозом артерий нижних конечностей, хотя остается неясным, является ли эта ассоциация первичной или вторичной. В настоящее время изучают генетические факторы и другие новые биомаркеры.

Необходимо обязательно оценивать факторы риска и известные сопутствующие заболевания, включая артериальную гипертензию, дислипидемию, сахарный диабет, курение, а также наличие сердечно-сосудистых заболеваний. При сборе анамнеза следует выявлять симптомы поражения различных сосудов: семейный анамнез сердечно-сосудистых заболеваний, стенокардия, симптомы, возникающие при ходьбе (например, утомляемость, судороги или боль в ягодицах, бедрах, голенях или стопах), особенно если они быстро проходят в покое, любые боли в голенях или стопах, которые изменяются в положении стоя или лежа, плохо заживающие язвы нижних конечностей.

**Цель исследования.** Улучшение ранней диагностики ишемического инсульта мозга путём разработки и внедрение в клиническую практику комплекса методов ультразвукового исследования.

**Материалы и методы.** В ходе исследования мы провели ультразвуковые исследование 37 больных перенесших заболеваний периферических артерии которое обращали на железнодорожную больницу г. Ургенча. Из них 7 (19%) больных находились в возрасте до 40 лет, 20(54%) больных в возрасте до 41-50 лет, 10(27%) больных в возрасте 51 и больше.

Эхографическое исследование проводилось после клинического обследования на УЗ аппарате "Chison" (Китай) с линейным конвексныммультичастотным датчиком 5,0 МГц. Исследование проводилось в В-режиме. В режиме цветового энергетического доплеровского картирования, позволяющего визуализировать в цветном формате на их протяжении, с измерением диаметра сосудов. Для определения скорости кровотока использована технология импульсно-вольнойдоплерографии. Оценка количественных характеристик кровотока включала следующие показатели: максимальную систолическую скорость кровотока ( $V_{max}$ ), максимальную диастолическую скорость кровотока ( $V_{min}$ ), систоло-диастолическое соотношение, пульсационный индекс (ПИ) и индекс резистентности (ИР) .

**Результаты.** На основании результатов проведенных исследований научно обоснованы и разработаны принципиально новые способы и усовершенствованы существующие методики ультразвуковой диагностики заболевания периферических артерии. В результате проведенных исследований были получены важные теоретические и практически значимые данные о состоянии периферических сосудов.

**Выводы.** Таким образом, к настоящему времени в литературе описано большое количество гемодинамических, реологических, иммунных и иных факторов риска тромбозов. В медицинских литературах постоянно излагаются новые методики оценки готовности пациента к операции, а интерпретация результатов старых тестов подвергается пересмотру. В этой связи перспективным представляется создание интегральной системы оценки риска ранних тромботических осложнений, включающей в себя результаты ряда наиболее достоверных методик, способной адаптироваться к появлению новых методов диагностики и гармонично встраивать их в существующий прогностический алгоритм.

#### **Использованные источники::**

1. Ильенко Л.И., Зубарева Е.А., Митьков В.В. Ультразвуковые методы исследование в неонатологии. М. 2003 г.
2. Митков В.В. Клиническое руководство по ультразвуковой диагностики. Видарь 1997 г.
3. Хофер М. Ультразвуковая диагностика. М. 2006 г.

4. Фазилов А.А. Пути совершенствования клинической ультразвуковой диагностики. А.2005
5. Верещагин Н.В., Моргунов В.А., Гулевская Т.С. Патология головного мозга при атеросклерозе и артериальной гипертонии. М. 1997 г.
6. Шмид Е.В., Лунев Д.К., Верещагин Н.В. Сосудистые заболевания головного мозга. М.1976.
7. Лелюк В.Г. Лелюк С.Э. Состояния брахиоцефальных артерий и гетерогенность клинических проявлений ишемической болезни головного мозга. М. 1998.
8. Лелюк В.Г. Лелюк С.Э. Основные принципы гемодинамики и ультразвукового исследования сосудов. Видарь. 1997.
9. Шахнович А.Р. Шахнович В.А. Диагностика нарушений мозгового кровообращения. Транскраниальная доплерография. М.1996.
10. Vladimir G. Lelyuk M.D/ Svetlana E. Ultrasound angiology.
11. Burns P.N. Overview of echo-enhanced vascular ultrasound. Med.biol. 1989



*Матсаидова С.Х.*  
*доцент*  
*факультет естественных наук*  
*Ургенчский государственный университет*  
*Пулатова К.Д.*  
*студент 3 курса*  
*специальность: география*  
*факультет естественных наук*  
*Ургенчский государственный университет*

## **РОЛЬ ПОЧВЕННОГО ПОКРОВА В ЖИЗНИ ЗЕМЛИ**

*Аннотация: Почва – это среда обитания миллионов организмов. В этом – одна из ее главных ролей в жизни в Земле. Почва – «фабрика глин» для литосферы. Эти мельчайшие глинистые частички, которые порой неразличимы даже под микроскопом, имеют колоссальное значение для жизни Земли.*

*Ключевые слова: почвенный покров, почва – регулятор газов, тепловой баланс, «фабрика глин», «парникового эффекта».*

*Matsaidova S.Kh.*  
*Associate Professor*  
*Faculty of Natural Sciences*  
*Urgench State University*  
*Pulatova K.D.*  
*3rd year student*  
*Department of Geography*  
*Faculty of Natural Sciences*  
*Urgench State University*

## **THE ROLE OF SOIL COVER IN THE LIFE OF THE EARTH**

*Abstract: Soil is the habitat of myriads of organisms. This is one of her main roles in life on Earth. Soil is a "clay factory" for the lithosphere. These tiny clay particles, which are sometimes indistinguishable even under a microscope, are of enormous importance for the life of the Earth.*

*Key words: soil cover, soil - gas regulator, heat balance, "clay factory", "greenhouse effect".*

Когда речь заходит о почве, обычно первое, о чем мы думаем, - это ее плодородии. Действительно, способность почв поддерживать жизнь на

Земле - самое главное ее свойство. Однако только этим не ограничивается роль почвенного покрова в жизни нашей планеты.

Основатель почвоведения В.В. Докучаев называл почву четвертым царством после царства минералов, растений и животных. Почва состоит из твердых частиц минералов, органических остатков и органоминеральных химических соединений, из воды, газов и живых существ, обитающих в ней. Почва возникает на границе литосферы и атмосферы в результате воздействия климата и живых организмов на горные породы и покрывает практически всю сушу, образуя почвенный покров.

В наше время, когда человек активно вмешивается в глобальные природные процессы, пожалуй, одним из главных свойств почвенного покрова является его способность противостоять загрязнению, которое ему наносит человечество. Почвенный покров принимает на себя основной удар от загрязнения кислотными дождями, тяжелыми металлами, гербицидами и пестицидами. И еще одно важнейшее свойство – почвенный покров регулирует содержание газов в атмосфере: при помощи организмов, обитающих в нем и на нем, поглощает часть углекислого газа, который человек, сжигая топливо, миллиардами тонн каждый год выбрасывает в атмосферу.

Так почвы защищают Землю от «парникового эффекта» и потепления климата. Однако плодородие почвенного покрова, защита растений и вод от загрязнений и нежелательных климатических изменений в первую очередь необходимы нам, людям. Между тем значение почвенного покрова в жизни Земли очень важен для биосферы, гидросферы, атмосферы и литосферы.

Для биосферы почва – семян, в том числе и семян растений далекого прошлого, которые тысячи лет могут ждать благоприятных условий, чтобы взойти. Велико значение почвы и для сохранения разнообразия животных на нашей планете. В почвенном теле проживают тысячи видов различных организмов, особенно микроорганизмов и беспозвоночных. Некоторые млекопитающие, например кроты, могут жить и питаться только в почве. Следовательно, для биосферы роль почвы как генетического банка очень велика.

Для гидросферы – вод рек, озер, морей и океанов – почва тоже очень важна. Почвенный покров, как большая губка, впитывает в себя влагу дождей и талого снега, а затем потихоньку отдает ее как растениям, так и ручьям и рекам, т.е. почва выступает в роли регулятора гидрологического режима рек. Однако почвенный покров регулирует не только количество воды, отдаваемое рекам и озерам, но и ее качество. Почва задерживает загрязняющие вещества, обогащает поверхностную воду из ближайшего естественного источника – и вы почувствуете, насколько дождевая вода хуже. Вода без минеральных солей вредна для живых организмов, в том числе для человека, потому что она растворяет и вымывает соли самого организма.

Для атмосферы почва – регулятор газов. Кроме того, почва сильно влияет на тепловой баланс Земли. Из физики мы знаем, что черное тело тепло поглощает, а белое отражает. Значит, распаханное черноземное поле сильно впитывает солнечное тепло, а каменистые россыпи светлых кварцевых или сланцевых пород активно его отражают. Такие почвенные горизонты, как торфяные, при охлаждении удерживают тепло в почве, а при нагревании не дают прогреться глубоким почвенным горизонтам. Почва – это также «поставщик» пыли в атмосферу. Пыль, отражая солнечные лучи, влияет на тепловой баланс планеты.

Для литосферы почва – «фабрика глин». Именно в почве плотные горные породы под воздействием атмосферы и организмов разрушаются, превращаясь в глинистые и песчаные частицы. Глины, так же как и песок, накапливаются в морских бассейнах и в период активизации глубинных процессов Земли и формирования гор опять оказываются на поверхности в виде сланцев и песчаников. Поэтому многие плотные породы, которые мы называем горными, состоят из частичек, которые успели когда-то побывать почвой.

Почва – это щит, предохраняющий поверхность от сильной эрозии. В процессе почвообразования и накопления гумуса в почве создается прочная зернистая и комковатая структура, которая мешает воде и ветру разрушать поверхность.

#### **Использованные источники:**

1. Александрова Л.Н. Органическое вещество почв и процессе его трансформации. Л. Наука, 1980
2. Абдуллаев Х.А., Турсунов Л.Т. Основы почвоведения. Ташкент, 1994
3. Орлов Д.С. Химия почв. Москва. МГУ, 1985
4. Прасолов Л.И. Генезис, география и картография почв. Москва, 1978
5. Интернет-ресурсы.

*Мирзакаримова Д.Б., к.м.н.  
доцент  
кафедра инфекционных болезней  
Каюмов А.М.  
ассистент  
кафедра инфекционных болезней  
Абдукодиров Ш.Т.  
ассистент  
кафедра инфекционных болезней  
Андижанский государственный медицинский институт  
Узбекистан, Андижон*

## **ИНТЕНСИВНАЯ ТЕРАПИЯ ОСТРЫХ КИШЕЧНЫХ ИНФЕКЦИЯ У ДЕТЕЙ**

*Аннотация: Несмотря на успехи, достигнутые в борьбе со многими инфекционными заболеваниями, проблема диарейных заболеваний в Узбекистане, как и во всем мире, продолжает оставаться актуальной. Медико-социальное значение проблемы определяется не только значительным распространением заболеваний, но и высокой частотой тяжелых осложненных форм заболевания, особенно, среди детей раннего возраста.*

*Ключевые слова: диарея, инфекция, интенсивная терапия, токсикоз госпитализация, реанимация, токсикоинфекциях, лечебный эффект.*

*Mirzakarimova D.B.  
assistant professor  
department of infectious diseases  
Kayumov A.M.  
assistant  
department of infectious diseases  
Abdukodirov Sh.T.  
assistant  
department of infectious diseases  
Andijan State Medical Institute  
Uzbekistan, Andijan*

## **INTENSIVE CARE FOR ACUTE INTESTINAL INFECTIONS IN CHILDREN**

*Summary: Despite the success achieved in the fight against many infectious diseases, the problem of diarrhoeal diseases in Uzbekistan, as well as around the world, continues to be relevant. The medical and social significance of the problem is determined not only by the significant spread of diseases, but also by the high frequency of severe complicated forms of the disease, especially among young children.*

*Keywords: diarrhea, infection, intensive care, toxicosis, hospitalization, intensive care, toxicoinfection, therapeutic effect.*

**Актуальность работы.** Несмотря на успехи, достигнутые в борьбе со многими инфекционными заболеваниями, проблема диарейных заболеваний в Узбекистане, как и во всем мире, продолжает оставаться актуальной. Медико-социальное значение проблемы определяется не только значительным распространением заболеваний, но и высокой частотой тяжелых осложненных форм заболевания, особенно, среди детей раннего возраста. Кроме того, диарейные заболевания косвенно способствуют повышению заболеваемости другими инфекциями, так как ведут к истощению и вследствие этого к снижению сопротивления организма [1,2]. Несмотря на достаточность литературных данных посвященных изучению диарейных заболеваний и их лечению, многие клинические и организационные аспекты проблемы острых кишечных инфекций, особенно у детей раннего возраста, продолжают оставаться нерешенными. Лечение неотложных состояний при острых кишечных инфекциях (ОКИ) нередко сводят только к ликвидации различных степеней эксикоза при помощи оральной и внутривенной регидратации.

**Цель исследования** - изучить патологические состояния, возникающие при ОКИ и другие патологические состояния, требующие интенсивных лечебных мероприятий.

**Материалы и методы исследования.** Проведен анализ 350 больных, лечившихся в отделении реанимации по поводу ОКИ за 5 лет (2005-2010 гг.). Больные, лечившиеся в отделении реанимации, составили 12,5%, от всех поступивших в больницу детей с ОКИ, большинство из них (89%) - дети грудного возраста.

**Результаты исследования.** Определяя показания для госпитализации в отделение реанимации, различали следующие неотложные состояния у детей с ОКИ и, соответственно, проводили дифференцированные терапевтические мероприятия:

1. Интестинальный токсикоз с эксикозом II - III степени. Такое состояние встречается часто, в 42% наблюдений, обычно при ОКИ, сопровождающихся водянистой диареей и повторной рвотой, то есть при эшерихиозах, пищевых токсикоинфекциях. Однако у детей грудного возраста оно может развиваться при тяжелой форме ОКИ любой этиологии. Основным звеном нарушений следует считать эксикоз с потерей от 5 до 15%

жидкости с развитием гипокалиемии и гипопроteinемии. Последние нередко выявляются после коррекции эксикоза и ликвидации гемоконцентрации. У больных до года эксикоз носит, в основном, изотонический характер, снижение натрия наблюдается редко. Нарушения со стороны ЦНС, микроциркуляции и кислотно-основного состояния носят вторичный характер. Основой терапии при этом состоянии является своевременная и адекватная коррекция водно-электролитного баланса и гипопроteinемии с помощью инфузионной терапии, как в первые сутки поступления больного так и на весь период продолжающихся потерь. Для оценки адекватности проводимого лечения необходим постоянный клинико-лабораторный контроль. Информативными лабораторными показателями является уровень гематокрита и концентрации электролитов в плазме, в первую очередь –  $K^+$  и  $Na^+$ , а также уровень общего белка. В качестве инфузионных средств мы использовали изоосмичный глюкозополиионный раствор (содержит натрия 86 ммоль/л). Из коллоидных растворов в острой фазе наиболее пригодным является реополиглюкин. Растворы альбумина использовали после ликвидации обезвоживания, их применение в качестве «стартового раствора» нежелательно. Объем инфузионной терапии зависит от ряда факторов: возраста ребенка, степени эксикоза, объема продолжающихся потерь со стулом и рвотой, усвоения пищи и питья и т. д. Но составление корректирующих программ и использование стандартных растворов позволяет врачу быстро делать необходимые расчеты. К инфузионным средам также добавляются кокарбоксилаза, АТФ, препараты для улучшения микроциркуляции (трентал, курантил). Более половины детей данной группы могут лечиться без применения антибиотиков, или получать их только через рот.

2. Генерализованные формы кишечных инфекций, септицемии, протекающие с выраженными явлениями интоксикации. Больные с этими формами составляли 33% от всех больных реанимационного отделения, указанные состояния наблюдаются чаще всего при сальмонеллезе, иерсиниозе, клебсиеллезе. Они характеризуются наличием двух и более очагов поражения, из которых чаще всего встречаются пневмония и острый средний отит, реже встречается пиелонефрит и редко — миокардит. Тяжесть состояния больных объясняется, в основном, бактериальной интоксикацией, отмечаются: вялость, отказ от еды и питья, лихорадка, нечастая рвота, увеличение печени и селезенки, парез кишечника. Лабораторно выявляется субкомпенсированный метаболический ацидоз, гипокалиемия, гипопроteinемия, сдвиги в формуле крови, повышенный в пределах 3-8 единиц лейкоцитарный индекс, интоксикации. Для больных данной группы важен быстрый этиологический диагноз с помощью серологических реакции и правильный подбор антибактериальных препаратов, бактериологическое исследование отделяемого из носа, ушей, посев мочи и фекалий с определением чувствительности выделенной флоры



к антибиотикам. Таким больным проводят дезинтоксикационно-корректирующую инфузионную терапию с элементами парентерального питания. Суммарно объем калорий должен составлять 100-110 ккал КГ/СУТ. По показаниям использовали иммуноглобулин (внутривенно), нативную (или замороженную) плазму, проводили гепаринотерапию из расчета 150-250 ед. гепарина на кг массы тела, применяли также ингибиторы протеолиза (контрикал, гордокс). Нейротоксикоз в наших наблюдениях отмечен у 7% больных. Проявляется генерализированной реакцией с гипертермией, тахикардией, одышкой, беспокойством, нередко отмечаются клинико-тонические судороги. Это состояние чаще наблюдали при тяжелых формах дизентерии, при сочетании развития вирусной (ОРВИ) и бактериальной (кишечной) инфекции. Наблюдали также в период, когда на фоне протекающей кишечной инфекции у ребенка развивались осложнения в виде острого отита, пневмонии и т. д. Эксикоз у таких больных обычно был мало выражен, тургор тканей оставался нормальным, большой родничок был выполненным или выбухал. Лабораторно обычно в крови выявлялся лейкоцитоз, повышение лейкоцитарного индекса интоксикация, метаболический ацидоз и компенсаторная гипокапния, отмечалось нарушение в свертывающей системе крови. Подобные состояния требуют самых неотложных мероприятий: ими являлись снятия судорог с помощью внутривенного введения седуксена (0,5 мг/кг) и пипольфена (1-2 мг/кг). В тяжелых случаях это достигалось снижением температуры тела физическими и медикаментозными методами. При судорогах делали в лечебно-диагностических целях люмбальную пункцию (лечебный эффект за счет снижения ликворного давления). Лечебные мероприятия направлялись на нормализацию гемодинамики, профилактику отека мозга с помощью ганглиоблокаторов, нейроплегических препаратов, кортикостероидных гормонов. При выраженной тахикардии использовали бета-адреноблокаторы (обзидан). Введение этого препарата производился медленно, под контролем частоты пульса и даже ЭКГ. На первом этапе лечения строго ограничивали инфузионные среды, содержащие натрий. После ликвидации явлений нейротоксикоза инфузионная терапия проводилась (если сохраняется необходимость) по общепринятым принципам коррекции.

**Вывод:** Кроме токсикоза и эксикоза при тяжелой форме ОКИ у детей необходимо иметь ввиду еще и развитие шока, острой почечной недостаточности и возникновение токсико-дистрофического состояния. Таким образом дифференцированный подход к оценке неотложных состояний при ОКИ у детей и их адекватная терапия позволяют снизить летальность среди реанимационных больных поступивших по поводу острых кишечных инфекций.

### **Использованные источники:**

1. Вафакулов С.Х. «Проблема острых кишечных инфекций у детей раннего возраста и пути ее решения. Инфекция, иммунитет и фармакология» 2010 г. № 1-2. С 59-63.
1. Горелов А.В. «Терапия ОКИ в современных условиях /Вопросы современной педиатрии» 2004 Т.3 Л® 4 С. 72- 78.
2. Мирзаев К.М. «Актуальные вопросы острых кишечных инфекций у детей Андижон 2003. С 15-17.
3. Убайдуллаева С.Ф., Ганиева М.Ш. «Инфекционные и неинфекционные диареи у детей: алгоритм лечения», «Актуальные вопросы инфекционных болезней и ВИЧ- СПИДа» Андижан. 2011 г. С 225.
4. Юлдашев Т.А. «Синдром диспепсии у детей и его лечение»,
5. «Актуальные вопросы инфекционных болезней и ВИЧ-СПИДа» Андижан. 2011 г. С 291.

DOI 10.46566/2225-1545\_2020\_77\_1055

УДК:616-053.4:616-071.3(575.1)

*Мирзакаримова Д.Б., к.м.н.  
доцент  
кафедра инфекционных болезней  
Маматхужаев А.С.  
старший преподаватель  
кафедра инфекционных болезней  
Байханова Н.  
ассистент  
кафедра инфекционных болезней  
Андижанский государственный медицинский институт  
Узбекистан, Андижан*

## **ПОКАЗАТЕЛИ РОСТА ПАРАМЕТРОВ ТАЗА У ШКОЛЬНИКОВ И ИХ ПОЛОВЫЕ ОСОБЕННОСТИ**

*Аннотация: Литературные данные научных исследований роста и формирования детского организма позволяют правильно оценивать возрастные, индивидуальные и половые особенности этих процессов, создавать условия для гармоничного развития детей подросткового и юношеского возрастов с учетом морфологических и функциональных возможностей каждого возрастного периода.*

*Ключевые слова: грудная клетка, антропометрические показатели, обхват грудной клетки, поперечный размер грудной клетки, переднее - задний размер грудной клетки.*

*Mirzakarimova D.B.  
assistant professor  
department of infectious diseases  
Mamatxujayev A.S.  
head teacher  
department of infectious diseases  
Bayxanova N.  
assistant  
department of infectious diseases  
Andijan State Medical Institute  
Uzbekistan, Andijan*

## **INDICATORS OF GROWTH OF PELVIC PARAMETERS IN SCHOOLCHILDREN AND THEIR SEXUAL CHARACTERISTICS**

*Summary: Literary evidence of research growth and forces the child's body make it possible to evaluate the age, individual and sexual features of these processes, to create conditions for harmonious development of children, adolescent and youth ages taking into consideration the morphological and functional capabilities of each age period.*

*Keywords: chest, anthropometric measurements, and the chest circumference, the transverse size of the chest, anteroposterior size of the thorax.*

**Актуальность темы.** Литературные данные научных исследований роста и формирования детского организма позволяют правильно оценивать возрастные, индивидуальные и половые особенности этих процессов, создавать условия для гармоничного развития детей подросткового и юношеского возрастов с учетом морфологических и функциональных возможностей каждого возрастного периода [3, 4, 7].

Для медицины и педагогики необходимо предоставить стандарты физического развития и полового созревания детей и подростков различных регионов. Но здесь важно учесть, что разрабатываемые стандарты требуют периодического обновления, в связи с процессом акселерации соматического развития человека [1, 3, 4, 5, 6].

У детей в периоде от 8 до 12 лет (период второго детства) наблюдаются половые различия в размерах и форме тела, а также происходит усиленный рост в длину. При этом повышается секреция половых гормонов, в результате чего начинают развиваться вторичные половые признаки.

Исходя из этого следует отметить что, одной из важнейших задач клинической педиатрии является изучение возрастных, индивидуальных и половых морфофункциональных особенностей организма на различных этапах развития организма [7, 8, 9].

**Цель исследования** – изучить возрастные и половые особенности показателей параметров таза у школьников г. Андижана.

**Материалы и методы исследования.** Материалом исследования послужили практически здоровые дети, учащиеся школ и академических лицеев г. Андижана. Всего обследовано 2200 детей в возрасте от 7 до 17 лет. Исследования учащихся проводились в школьном медпункте.

Исследования проводились с использованием антропометрических методов Б.А.Никитюка (1989), В.С.Сперанского с со авт. (1989), Г.Г. Автандилова (1990), Н.Х. Шомирзаева с со авт. (1998), П.Н. Дорохова с со авт. (1990), И.И. Саттибаева (1998) и с применением вариационной статистики по Б.А.Никитюку (1985).

**Результаты исследования.** Исследования показали, что межостистое расстояние (*distansiaspinarum*) таза у мальчиков от 7 до 17 лет увеличивается в 1,46 раза (с  $16,7 \pm 0,2$  до  $24,4 \pm 0,3$  см,  $P > 0,05$ ), т.е. в среднем на 7,7 см; у девочек – в 1,5 раза (с  $16,7 \pm 0,2$  до  $24,9 \pm 0,3$  см,  $P < 0,05$ ), т.е. в среднем на 8,2

см. При этом абсолютный прирост межкостистого расстояния в 8 летнем возрасте (по сравнению с 7 лет) у мальчиков увеличивается на 0,89 см; в 9 – 0,51 см, в 10 – 1,33 см, в 11 – 0,3 см, в 12 – 0,8 см, в 13 – 0,27 см, в 14 – 0,8 см, в 15 – 2,08 см, в 16 – 0,13 см и в 17 лет – 0,59 см; а у девочек – соответственно: 0,6; 0,8; 0,88; 0,5; 0,74; 1,41; 1,47; 0,49; 0,48; 0,8 см. Как видно из вышеописанных, наиболее интенсивный рост межкостистого расстояния у мальчиков наблюдается в 8, 10, 15 лет, у девочек – в 10, 12, 13, 14 и 17 лет.

В школьном возрасте у обоих полов межребневое расстояние (*distantia cristarum*) увеличивается в 1,5 раза (у мальчиков – с  $18,3 \pm 0,2$  до  $28,0 \pm 0,2$  см,  $P > 0,05$ ; у девочек – с  $18,2 \pm 0,2$  до  $27,4 \pm 0,3$  см,  $P < 0,05$ ), т.е. у мальчиков нарастает в среднем на 9,7 см, у девочек – на 9,2 см. При этом абсолютный прирост у мальчиков в 8 летнем возрасте (по сравнению 7 лет) увеличивается в среднем на 0,75 см, в 9 – 0,65 см, в 10 – 1,39 см, в 11 – 0,76 см, в 12 – 0,92 см, в 13 – 0,68 см, в 14 – 1,46 см, в 15 – 1,28 см, в 16 – 1,25 см, в 17 лет – 0,27 см, а у девочек – соответственно: 0,8; 0,9; 1,02; 0,66; 1,05; 1,42; 1,15; 1,04; 0,13; 0,93 см.

Нами отмечено, что в школьном возрасте у мальчиков межребневое расстояние наиболее интенсивно увеличивается в 10, 14, 15, 16 летнем возрастах, а у девочек – в 10, 12, 13, 14, 15 лет.

Межвертельное расстояние (*distantia intertrochanterica*) таза в школьном возрасте у обоих полов увеличивается одинаково, т.е. в 1,58 раза (у мальчиков – с  $19,8 \pm 0,3$  до  $31,5 \pm 0,3$  см,  $P > 0,05$ ; у девочек – с  $19,6 \pm 0,2$  до  $30,8 \pm 0,2$  см,  $P > 0,05$ ).

Абсолютный прирост межвертельного расстояния у мальчиков в 8 лет составляет 1,31 см, в 9 – 0,59, в 10 – 1,24, в 11 – 0,93, в 12 – 1,09, в 13 – 1,0, в 14 – 1,94; в 15 – 1,61; в 16 – 1,37; в 17 лет – 0,62 см; а у девочек – соответственно: 1,4; 1,0; 0,92; 0,6; 1,03; 1,46; 1,8; 1,15; 0,26; 0,49 см. Нами выявлено, что у мальчиков в школьном возрасте наиболее интенсивный рост межвертельного расстояния отмечается в 8, 10, 14, 15, 16 летнем возрастах, а у девочек – соответственно: 8, 13, 14, 15 лет.

Наружная конъюгата (*conjugata externa*) в школьном возрасте у мальчиков увеличивается в 1,52 раза (с  $11,9 \pm 0,2$  до  $18,3 \pm 0,3$  см,  $P > 0,05$ ), т.е. в среднем на 6,4 см; у девочек – в 1,57 раза (с  $11,6 \pm 0,2$  до  $18,3 \pm 0,2$  см,  $P > 0,05$ ), т.е. в среднем на 6,7 см. Абсолютный прирост наружной конъюгаты у мальчиков в 8 летнем возрасте равнялось в среднем 1,09 см, в 9 – 0,51, в 11 – 0,13, в 12 – 0,78, в 13 – 0,86, в 14 – 0,62, в 15 – 1,28, в 16 – 0,3 и в 17 лет – 0,22 см, а у девочек – соответственно: 1,2; 0,5; 0,8; 0,16; 0,5; 1,17; 0,97; 0,67; 0,47; 0,27 см.

Как видно из выше приведенных, наиболее интенсивный рост наружной конъюгаты у мальчиков отмечается в 8, 12, 13 и 15 летнем возрасте, у девочек – в 8, 10, 13, 14 лет.

Исследования показали, что ширина основания крестца в школьном возрасте у мальчиков увеличивается в 1,42 раза (с  $6,4 \pm 0,3$  до  $9,1 \pm 0,2$  см,  $P > 0,05$ ), т.е. в среднем на 2,7 см; у девочек – в 1,36 раза (с  $6,5 \pm 0,2$  до  $8,9 \pm 0,1$  см,  $P > 0,05$ ), т.е. в среднем на 2,4 см. При этом абсолютный прирост ширины основания крестца у мальчиков в 8 летнем возрасте соответствует 0,4 см, в 9 – 0,0, в 10 – 0,47, в 11 – 0,11, в 12 – 0,44, в 13 – 0,19, в 14 – 0,64, в 15 – 0,19, в 16 – 0,1 и в 17 лет – 0,16 см; а у девочек – соответственно: 0,4; 0,0; 0,12; 0,5; 0,29; 0,32; 0,17; 0,37; 0,08; 0,15 см. Нами выявлено, что наиболее интенсивный рост ширины основания крестца у мальчиков наблюдается в 8, 10, 12 и 14 летнем возрастах; а у девочек – в 8, 11, 13, 15 лет.

**Выводы.** В школьном возрасте у межкостистого, межгребневого, межverteльного расстояния, а также у наружной конъюгаты и ширины основания крестца характер изменения зигзагообразный.

Исследования показали, что в школьном периоде межкостистый диаметр таза и наружная конъюгата у девочек нарастает больше, чем у мальчиков, межverteльный и межгребневый диаметры таза увеличиваются почти одинаково, а ширина основания крестца – у мальчиков больше, чем у девочек. При этом максимальный прирост межкостистого диаметра таза у мальчиков наблюдается в 10, 15 летнем возрасте, у девочек – в 13, 14 лет; межгребневого – соответственно: в 10, 14, 15, 16 лет и в 10, 12, 13, 14, 15 лет; наружной конъюгаты – в 8, 15 лет и в 8, 13, 14 лет; ширины основания крестца – в 10, 12, 14 лет и в 8, 11, 15 лет.

#### **Использованные источники:**

1. Автандилов Г.Г. Медицинская морфометрия – М., Медицина, 1990. – С. 384
2. Алексеева В.А., Гурьева А.Б. К вопросу о сомато-типологических особенностях развития девочек препубертатного и пубертатного возраста республики Саха (Якутия). // Актуальные проблемы морфологии: Сборник научных трудов. – Красноярск, 2005. – С.18
3. Астанакулова С.А., Джалилов М.М. Некоторые физические параметры девочек-узбечек в Асакинском районе Андижанской области. // Журнал «Морфология», 1998. – Т.113. - № 3. – с. 19.
4. Вардарзарян В.М. Динамика показателей физического развития студентов ЕрГМУ за период с 1978 по 2001 г. // Морфология. – 2004. – Том 126, № 4. – С. 27
5. Гурина В.И., Ландина И.И. Физическое развитие и процессы акселерации детей города Тамбова. // Морфология. – 1996. – Т. 109. - № 2. – С. 46.
6. Дорохов Р.Н. Соматические типы и варианты развития детей и подростков. // Автореф. Дисс. докт. мед. наук. М.: 1985. – с. 30.
7. Каранашева В.А., Шакова А.Х., Андропова В.Н. Возрастные, половые и этнические различия некоторых показателей физического развития школьников г.Нальчика // Актуальные проблемы морфологии и



клинической медицины. – Нальчик, “Полиграфсервис и Т”, 2003 – С.180-182

8. Раппопорт Ж.Ж., Прахин Е.И. Физическое развитие детей.// Красноярск, 1970. – С.265

9. Тен С.А., Тешаев Ш.Ж., Бойкулов М.Ч. и др. Показатели физического и полового развития юношей призывного возраста //Проблемы биологии и медицины. – 2008. – № 1(51). – С.63

10. Ужви В.Г., Ямпольская Ю.А. Физическое развитие и некоторые критерии соматической зрелости детей и подростков г.Москвы. // В кн.: Материалы по физическому развитию детей и подростков городов и сельских местностей СССР. – М.: Медицина, 1977. – с. 51-53.

11. Шапоренко П.Ф., Ермольева В.А., Шипицына А.В. Особенности ростовых процессов у детей // Морфология. – 2002. – Том 121, № 2-3. – С. 117

12. Tanner I.M., Eveleth P.V. Urbanization and growth // Man Urban Environ. – Oxford, 1976. – P. 144-166.

13. Wering E.R. Van the anthropometric status of Aruban children (1974) // Hum. Biol. – 1981, 53/ - № 1. – p. 117-135.

14. Wang J., Thornton J.C., Kolesnic S. Anthropometry in body composition: An overview // Ann.N.J. Acad.Sci.–2000.–V 904.–P. 317-326.

*Терлецкая С.В.*  
*студент*  
*БашГУ*  
*научный руководитель: Егорова Р.Р.*  
*БашГУ*  
*Россия, Уфа*

## **ПОНЯТИЕ И СУЩНОСТЬ АНАЛИЗА ФОРМИРОВАНИЯ И ИСПОЛЬЗОВАНИЯ ПРИБЫЛИ ОРГАНИЗАЦИИ**

*Аннотация: В статье рассматриваются теоретические понятие и сущность анализа формирования и использования прибыли организации.*

*Актуальность данной работы состоит в том, что финансово-экономические показатели компании характеризуются размером прибыли и уровнем рентабельности.*

*Чем больше размер прибыли и выше уровень рентабельности, тем эффективнее функционирует предприятие, тем стабильнее ее финансовое состояние.*

*По налоговому кодексу Российской Федерации прибыль – это полученные доходы, уменьшенные на величину расходов, которые определяются в соответствии с главой 25 Налогового кодекса Российской Федерации «Налог на прибыль организации».*

*Ключевые слова: Прибыль, рентабельность, финансово-экономические показатели, ПАО «Газпром», финансовая устойчивость.*

*Terletskaia S. V.*  
*student*  
*Bashkir state University*  
*Supervisor: Egorova R. R.*  
*Bashkir state University*  
*Russia, Ufa*

## **THE CONCEPT AND ESSENCE OF THE ANALYSIS OF THE FORMATION AND USE OF THE ORGANIZATION'S PROFIT**

*Annotation: The article presents the theoretical concept and essence of the analysis of the formation and use of the organization's profit.*

*The relevance of this work is that the financial and economic indicators of the company are characterized by the size of profit and the level of profitability.*

*The larger the profit and the higher the level of profitability, the more efficiently the company operates, the more stable its financial condition.*

*According to the tax code of the Russian Federation, profit is the income*

*received, reduced by the amount of expenses, which are determined in accordance with Chapter 25 of the Tax code of the Russian Federation "corporate income tax".*

*Keywords: Profit, profitability, financial and economic indicators, PJSC Gazprom, financial stability.*

Нормативно-правовой базой для изучения данной темы является:

- Федеральный закон «О бухгалтерском учете» от 06.12.2011 г. № 402-ФЗ (ред. от 28.11.2018);
- План счетов бухгалтерского учета финансово – хозяйственной деятельности организации и Инструкция по его применению;
- Гражданский кодекс Российской Федерации;
- Положение по ведению бухгалтерского учета и бухгалтерской отчетности в Российской Федерации;
- Положение по бухгалтерскому учету «Доходы организации». ПБУ 9/99;
- Положение по бухгалтерскому учету «Расходы организации». ПБУ 10/9;
- Положение по бухгалтерскому учету «Бухгалтерская отчетность организации». ПБУ 4/99;
- Методические указания по инвентаризации имущества и финансовых обязательств. Утверждено приказом Минфина РФ от 13.06.1995 г. №49 (ред. от 08.11.2010).

Общая оценка финансового состояния компании проводится по таким показателям, как прибыль и рентабельность.

Размер прибыли и рентабельности зависит от производства, продаж, снабжения и хозяйственной деятельности компании; эти показатели характеризуют все аспекты управления прибылью.

Анализ формирования и распределения прибыли состоит из следующих этапов:

- анализ состава и динамики прибыли;
- анализ рентабельности компании;
- анализ финансовых результатов от обычной деятельности предприятия;
- распределение прибыли и анализ использования.

Распределение прибыли оказывает существенное влияние на финансовое положение компании. Выделение средств на накопления увеличивает экономический потенциал, способствует росту производства, продаж и прибыли без увеличения заемных средств. А использование прибыли на потребление ограничивает возможности и рост оборота и прибыли.

ПАО «Газпром» масштабная энергетическая компания. Главными видами деятельности компании являются геологоразведка, добыча,

транспортировка, хранение, переработка и поставка газа, газового конденсата и нефти, реализация газа в виде топлива, включая производство и продажу тепла и электроэнергии.

Миссия ПАО «Газпром» - снабжение потребителей надёжными, оптимальными и сбалансированными поставками природного газа, иных видов энергоресурсов и продуктов и их переработки.

Таблица 1 – Структура ресурсов в ПАО «Газпром»

Показатели	2016 г.	2017 г.	Изменение, +/-, тыс.руб.
Прибыль до налогообложения, тыс. руб.	278081361	434489311	156407950
Прибыль от продаж, тыс. руб.	920214538	811940021	-108274517
Чистая прибыль, тыс. руб.	188980016	403522806	214542790
Выручка (нетто) от продажи продукции, тыс. руб.	3990280172	4334293477	344013305
Акционерный (уставный) капитал	118367564	118367564	0
Валовая прибыль (убыток)	1960436555	2068936359	108499804

За анализируемый период наблюдается рост прибыли до налогообложения на 56%, Чистая прибыль 113%, выручки от продажи продукции на 8,6% и валовая прибыль 8,5%. Также можно увидеть падение прибыли от продаж на 11,8%. Размер уставного капитала не изменился.

Чтобы обеспечить устойчивое финансово-экономическое положение, повысить уровень конкурентоспособности, нужно сосредоточиться на следующих видах деятельности:

- сокращение простоев оборудования;
- более полное использование производственных мощностей;
- оперативная модернизация производственного оборудования.

Безусловно, главными направлениями, которые нужно учитывать для улучшения финансово-экономического состояния, являются направления в области повышения прибыльности, финансовой устойчивости и платежеспособности компании с учетом решения выявленных трудностей как на уровне хозяйствующего субъекта, так и в сфере экономики.

Для улучшения платежеспособности и финансово-экономической устойчивости компании нужно принять следующие меры:

- расширить количество поставщиков и торговых компаний;
- повышение качества продаваемой продукции;
- Расширение рынка продаж за счет увеличения ассортимента.

Проведение этих мероприятий увеличит размер прибыли, уровень рентабельности и в целом приведёт к повышению эффективности предприятия.

### **Использованные источники:**

- 1 Налоговый кодекс Российской Федерации (часть вторая) от 05.08.2000 №117-ФЗ (ред от 07.03.2018) (с изм. и доп., вступ. в силу с 01.04.2018) [Электронный ресурс] // КонсультантПлюс: справочно-правовая система / Режим доступа: URL: <http://base.www.consultant.ru/> (дата обращения 01.07.2020).
- 2 Гребнев, Г.Д. Комплексный экономический анализ хозяйственной деятельности: учебное пособие/ Г.Д.Гребнев; Оренбургский гос.ун-т. – Оренбург: ОГУ, 2017. – 303 с. ISBN 978-5-7410-1810-1.
- 3 Румянцева, Е.Е. Экономический анализ: учебник и практикум для академического бакалавриата/ Е.Е.Румянцева. – М.: Издательство Юрайт, 2018. – 381с. ISBN 978-5-534-01375-7.
- 4 Терлецкая С.В. Понятие и сущность анализа формирования и использования прибыли организации [Электронный ресурс]// Форум молодых ученых.-2020.- №5(45) (дата публикации: 19.10.2020).- URL: <https://www.iupr.ru/> (дата обращения 19.10.2020).

*Шоюсупов Ш.А., к.ф.-м.н.  
доцент кафедры «Высшая математика»  
Наманганский инженерно-технологический институт  
Узбекистан, Наманган*

## **НЕ ЕДИНСТВЕННОСТЬ ТРАНСЛЯЦИОННО-ИНВАРИАНТНАЯ МЕРА ГИББСА ДЛЯ ОДНОГО ТИПА ИЗ НС МОДЕЛИ НА ДЕРЕВЕ КЭЛИ**

*Аннотация. В этой статье рассматривается одна из НС(hard-core) модели с тремя вершинами на дереве Кэли. Изучено существование и единственность трансляционно-инвариантные меры Гиббса для этого типа НС модели на дереве Кэли.*

*Ключевые слова: дерево Кэли, НС (hard-core) модель, мера Гиббса, трансляционно-инвариантные меры.*

*Shoyusupov Sh.A.  
docent of the department «Advanced mathematics»  
Namangan institute of engineering and technology  
Uzbekistan, Namangan*

## **NON-UNIQUENESS OF TRANSLATION-INVARIANT GIBBS MEASURES FOR ONE TYPE OF НС MODELS ON CAYLEY TREE**

*Abstract. In this paper is considered one of НС(hard-core) models with three vertices on the Cayley tree. The existence and uniqueness of translation-invariant Gibbs measures for this type of НС models on the Cayley tree are studied.*

*Keywords: Cayley tree, НС(hard-core) models, Gibbs measures, translation-invariant measures.*

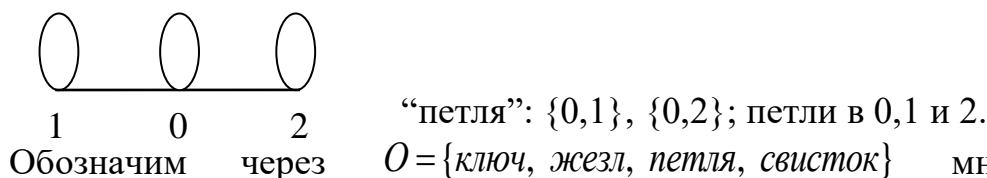
Пусть  $T^k = (V, L)$  – дерево Кэли, где  $V$  есть множество вершин и  $L$  – его множество ребер. Две вершины  $x$  и  $y$  называются ближайшими соседями, если существует ребро  $l$  соединяющие их и обозначается через  $l(x, y)$ .

Рассмотрим НС (hard-core) модель с взаимодействиями ближайшего соседа, с тремя состояниями на дереве Кэли. В этой модели каждой вершине  $x \in V$  дерева Кэли ставится в соответствие одно из значений  $\sigma(x) \in \{0, 1, 2\}$ . Значения  $\sigma(x)=1, 2$  означают, что вершина  $x$  “занята”, и  $\sigma(x)=0$  означает, что вершина  $x$  “вакантна”.



Конфигурация  $\sigma$  на дереве Кэли, т.е. на  $V$  определяется как функция  $\sigma(x): V \rightarrow \{0,1,2\}$ . Аналогично определяется конфигурация на  $V_n$  и  $W_n$ .

Мы рассмотрим один из плодородных графов, называемая “петля” с тремя вершинами 0, 1, 2 (на множество значений  $\sigma(x)$ ), которые имеют вид:



Обозначим через  $O = \{\text{ключ, жезл, петля, свисток}\}$  множество плодородных графов [1]. Другие графы, которые не плодородные, называется бесплодные.

Для  $G \in O$  мы назовем конфигурация  $\sigma$   $G$ -допустимой конфигурацией (на дереве, в  $V_n$  или  $W_n$ ), если  $\{\sigma(x), \sigma(y)\}$  является ребром  $G$  для любых ближайших соседних пар  $x, y$  (в  $V$ , в  $V_n$  или  $W_n$  соответственно). Обозначим множество  $G$ -допустимых конфигураций через  $\Omega^G$  ( $\Omega_{V_n}^G$  и  $\Omega_{W_n}^G$ ).

Для графа  $G$  рассмотрим функцию  $\lambda: G \rightarrow R_+$  (см. [1]). Значение  $\lambda_i$  функции  $\lambda$  в вершине  $i \in \{0, 1, 2\}$  называется ее “активностью”.

Для данных  $G$  и  $\lambda$  мы определим гамильтониан ( $G$ -) НС модели, как

$$H_G^\lambda(\sigma) = \begin{cases} \sum_{x \in V} \ln \lambda_{\sigma(x)}, & \text{если } \sigma \in \Omega^G, \\ +\infty, & \text{в противном случае.} \end{cases} \quad (1)$$

НС модель вызывает интерес с точки зрения статистической механики, комбинаторики и теории нейронных сетей [2].

В работе [1] доказано, что 1) для каждого бесплодного графа  $G$  и некоторого множества с положительной активностью на  $G$  существует единственная инвариантная мера Гиббса на  $\Omega^G$ ; 2) для любого плодородного графа  $G$  есть множество активности  $\lambda$  на  $G$ , для которого  $\Omega^G$  имеет, по крайней мере, два простые, инвариантные меры Гиббса.

В этой статье мы рассмотрим случай  $\lambda_0 = 1, \lambda_1 = \lambda_2 = \lambda > 0$  и опишем соответствующие трансляционно-инвариантные меры Гиббса.

Зафиксируем  $x^0 \in V$ . Для  $x, y \in V$  будем писать  $x < y$ , если путь от  $x^0$  до  $y$  проходит через  $x$ . Вершина  $y$  называется прямым потомком  $x$ , если  $y > x$  и  $x, y$  являются ближайшими соседями. Через  $S(x)$  обозначим множество прямых потомков вершины  $x$ . Заметим, что в  $T^k$  всякая вершина  $x \in V$ , отличной от  $x^0$ , имеет  $k$  прямых потомков, и  $x^0$  имеет  $k+1$  потомков.

Для  $\sigma_n \in \Omega_{V_n}^G$  мы определим:  $\#\sigma_n = \sum_{x \in V_n} \mathbf{1}(\sigma_n(x) \geq 1)$  (число занятых вершин в  $\sigma_n$ ).

Пусть  $z: x \rightarrow z_x = (z_{0,x}, z_{1,x}, z_{2,x}) \in R_+^3$  – векторзначная функция на  $V$ . Для  $n=1,2,\dots$ ,  $\lambda > 0$  рассмотрим  $\mu^{(n)}$  вероятностное распределение на  $\Omega_{V_n}^G$ , которое определяется как

$$\mu^{(n)}(\sigma_n) = \frac{1}{Z_n} \lambda^{\#\sigma_n} \prod_{x \in W_n} z_{\sigma(x),x}, \quad (2)$$

где  $Z_n$  есть:

$$Z_n = \sum_{\sigma_n \in \Omega_{V_n}^G} \lambda^{\#\sigma_n} \prod_{x \in W_n} z_{\sigma(x),x}.$$

Говорят, что вероятностное распределение  $\mu^{(n)}$  согласовано, если  $\forall n \geq 1$  и  $\sigma_{n-1} \in \Omega_{V_{n-1}}^G$ :

$$\sum_{\omega_n \in \Omega_{W_n}^G} \mu^{(n)}(\sigma_{n-1} \vee \omega_n) \mathbf{1}(\sigma_{n-1} \vee \omega_n \in \Omega_{V_n}^G) = \mu^{(n-1)}(\sigma_{n-1}). \quad (3)$$

В этом случае существует единственная вероятностная мера  $\mu$  на  $(\Omega^G, \mathbf{B})$  такая, что  $\mu(\{\sigma|_{V_n} = \sigma_n\}) = \mu^{(n)}(\sigma_n)$  для всех  $n$  и  $\sigma_n \in \Omega_{V_n}^G$ .

**Определение.** Мера  $\mu$ , определенная равенствами (2), (3), называется ( $G$ -) НС мерой Гиббса с  $\lambda > 0$ , соответствующей функции  $z: x \in V \setminus \{x^0\} \rightarrow z_x$ . Множество таких мер (для всевозможного выбора  $z$ ) обозначается через  $\mathcal{S}_G$ .

Для графа  $G$  через  $L(G)$  обозначается множество его ребер, а через  $A \equiv A^G = (a_{ij})_{i,j=0,1,2}$  – матрица смежности  $G$ , т.е.

$$a_{ij} \equiv a_{ij}^G = \begin{cases} 1, & \text{если } \{i, j\} \in L(G), \\ 0, & \text{в противном случае.} \end{cases}$$

Каждой мере Гиббса сопоставляется совокупность векторов  $\{z_x, x \in V\}$ .

Следующая теорема дает условие на  $z_x$ , гарантирующее согласованность распределения  $\mu^{(n)}$ .

**Теорема 1.** Вероятностная мера  $\mu^{(n)}$ ,  $n=1,2,\dots$ , заданная формулой (2), согласована тогда и только тогда, когда для любого  $x \in V$  имеют место следующие равенства:

$$z'_{1,x} = \lambda \prod_{y \in S(x)} \frac{a_{10} + a_{11}z'_{1,y} + a_{12}z'_{2,y}}{a_{00} + a_{01}z'_{1,y} + a_{02}z'_{2,y}},$$

$$z'_{2,x} = \lambda \prod_{y \in S(x)} \frac{a_{20} + a_{21}z'_{1,y} + a_{22}z'_{2,y}}{a_{00} + a_{01}z'_{1,y} + a_{02}z'_{2,y}},$$
(4)

где  $z'_{i,x} = \lambda z_{i,x} / z_{0,x}$ ,  $i = 1, 2$ .

Мы полагаем, что  $z_{0,x} \equiv 1$  и  $z_{i,x} = z'_{i,x} > 0$ ,  $i = 1, 2$ . Тогда в силу теоремы 1, для любых функций  $x \in V \rightarrow z_x = (z_{1,x}, z_{2,x})$ , удовлетворяющих

$$z_{i,x} = \lambda \prod_{y \in S(x)} \frac{a_{i0} + a_{i1}z_{1,y} + a_{i2}z_{2,y}}{a_{00} + a_{01}z_{1,y} + a_{02}z_{2,y}}, \quad i = 1, 2,$$
(5)

существует единственная  $G$ -НС мера Гиббса  $\mu$ , и наоборот. Естественно начать с трансляционно-инвариантные (ТИ) решения (7), т.е. считать, что  $z_x = z \in R_+^2$ ,  $x \neq x^0$ .

Случай *петля*.

В этом случае, предполагая  $z_x = z$ , мы получим из (5) следующую систему уравнений:

$$\begin{cases} z_1 = \lambda \left( \frac{1 + z_1}{1 + z_1 + z_2} \right)^k, \\ z_2 = \lambda \left( \frac{1 + z_2}{1 + z_1 + z_2} \right)^k. \end{cases}$$
(6)

и доказана следующая

**Теорема 2.** Пусть  $k = 2$ , тогда в случае *петля*

- 1) при  $\lambda \leq \frac{9}{4}$  существует единственная НС ТИ мера Гиббса  $\mu_0$ ;
- 2) при  $\lambda > \frac{9}{4}$  существуют три НС ТИ меры Гиббса  $\mu_i$ ,  $i = 0, 1, 2$ .

Следующая лемма дает оценки для произвольного решения системы (5).

**Лемма.** Если  $z_x = (z_{1,x}, z_{2,x})$  является решением (5) в случае *петля*, то  $z_i^- \leq z_{i,x} \leq z_i^+$  для любого  $i = 1, 2$ ,  $x \in V$ , где  $(z_1^-, z_1^+, z_2^-, z_2^+)$  – решение следующей системы:

$$\begin{cases} z_1^- = \lambda \left( \frac{1 + z_1^-}{1 + z_1^- + z_2^+} \right)^k, \\ z_1^+ = \lambda \left( \frac{1 + z_1^+}{1 + z_1^+ + z_2^-} \right)^k, \\ z_2^- = \lambda \left( \frac{1 + z_2^-}{1 + z_1^+ + z_2^-} \right)^k, \\ z_2^+ = \lambda \left( \frac{1 + z_2^+}{1 + z_1^- + z_2^+} \right)^k. \end{cases} \quad (7)$$

**Теорема 3.** Пусть  $k = 2$ , тогда в случае *петля*

1) при  $\lambda \leq \frac{9}{4}$  система (7) имеет единственное решение  $z^*$ ;

2) при  $\lambda > \frac{9}{4}$  система (7) имеет три решения  $z_1^* = (z^-, \frac{1}{z^-}, z^-, \frac{1}{z^-})$ ,

$z_2^* = (\frac{1}{z^-}, \frac{1}{z^-}, z^-, z^-)$  и  $z_3^* = (z^-, z^-, \frac{1}{z^-}, \frac{1}{z^-})$ , где  $z^- = \left( \frac{1 - \sqrt{1 - 4a^2}}{2a} \right)^2$ .

Заметим, что для  $\lambda > \frac{9}{4}$  имеем  $0 < a < \frac{1}{2}$  и  $z^- < 1$ .

**Следствие.** Если  $k = 2$ ,  $\lambda > \frac{9}{4}$ , то для любого решения системы (5) (в

случае *петля*) имеем  $z^- \leq z_{i,x} \leq \frac{1}{z^-}$ ,  $i = 1, 2$ .

#### Использованные источники:

1. Brightwell G., Winkler P. Graph homomorphisms and phase transitions. Jour. Combin. Theor. Series B. 1999. V. 77. p. 221-262.
2. Brightwell G., Häggström O., Winkler P. Non monotonic behavior in hard-core and Widom-Rowlinson models. Jour. Stat. Phys. 1999. V. 94. p. 415-435.
3. Martin J., Rozikov U.A., Suhov Yu.M. A three state hard-core model on a Cayley tree. J. Nonlinear Math. Phys. 2005. V. 12, № 3. p. 432-448.
4. Шоюсупов Ш.А., Сайпиддинов Ш.С. О нормальных делителях группового представления дерева Кэли. Экономика и социум, № 6(61), 2019, 970-972 стр.
5. Шоюсупов Ш.А. О непериодические меры Гиббса для одного типа НС модели на дереве Кэли. "Экономика и социум", № 6(61), 2019, 972-975 стр.

# СОВРЕМЕННЫЕ ТЕХНОЛОГИИ УПРАВЛЕНИЯ ОРГАНИЗАЦИЕЙ

УДК 334.012.65

*Балыкин С.В.  
председатель Ассоциации малого и среднего предпринимательства  
аспирант учреждения образования «Белорусская государственная  
орденов Октябрьской Революции и Трудового Красного Знамени  
сельскохозяйственная академия»  
Беларусь, Минск*

## ИНДИВИДУАЛЬНОЕ ПРЕДПРИНИМАТЕЛЬСТВО В РЕСПУБЛИКЕ БЕЛАРУСЬ И РОССИЙСКОЙ ФЕДЕРАЦИИ: СРАВНИТЕЛЬНЫЙ АНАЛИЗ

*Аннотация: в статье рассматриваются экономические аспекты  
деятельности индивидуальных предпринимателей в Республике Беларусь и  
Российской Федерации*

*Ключевые слова: предпринимательство, Республика Беларусь,  
Российская Федерация*

*Balykin S.V.  
Chairman of the Association of Small and Medium Enterprises  
postgraduate student of the educational institution "Belarusian State Orders  
Of The October Revolution And The Labor Red Banner Agricultural  
Academy"  
Belarus, Minsk*

## INDIVIDUAL ENTREPRENEURSHIP IN THE REPUBLIC OF BELARUS AND THE RUSSIAN FEDERATION: A COMPARATIVE ANALYSIS

*Resume: the article examines the economic aspects of the activities of  
individual entrepreneurs in the Republic of Belarus and the Russian Federation*

*Keywords: entrepreneurship, Republic of Belarus, Russian Federation*

Переход экономики к рыночным отношениям неизбежно связан со становлением и развитием предпринимательства. Так что, говоря об экономике вообще и о рыночной экономике в частности, неизбежно приходится концентрировать внимание на предпринимательстве, как неотъемлемой составной части экономической деятельности. Частное предпринимательство есть форма осуществления экономической

активности от имени предприятия (если оно зарегистрировано в качестве такового) или индивидуального предпринимателя. [1, 31 с]

Легальное определение предпринимательской деятельности содержится в ч.2 п.1 ст. 1 Гражданского кодекса Республики Беларусь. Предпринимательская деятельность - это самостоятельная деятельность юридических и физических лиц, осуществляемая ими в гражданском обороте от своего имени, на свой риск и под свою имущественную ответственность и направленная на систематическое получение прибыли от пользования имуществом, продажи вещей, произведенных, переработанных или приобретенных указанными лицами для продажи, а также от выполнения работ или оказания услуг, если эти работы или услуги предназначаются для реализации другим лицам и не используются для собственного потребления. [2, 40 с]

В соответствии с ч.3 п.1 ст. 1 Гражданского кодекса Российской Федерации, «предпринимательской является самостоятельная, осуществляемая на свой риск деятельность, направленная на систематическое получение прибыли от пользования имуществом, продажи товаров, выполнения работ или оказания услуг». [3] Как видим, основные признаки предпринимательской деятельности – самостоятельность, инициативность, рисковость, систематичность и направленность на извлечение прибыли - в законодательстве Российской Федерации и Республики Беларусь совпадают, хотя легальное определение предпринимательства в Беларуси носит более подробный характер.

Целью предпринимательской активности является извлечение прибыли от производства и реализации товаров, оказания услуг и от других, не запрещенных видов деятельности. Доктор экономических наук А. Лученок отметил, что «только прибыль позволяет предпринимателю обеспечивать существование его предприятия, идти на коммерческий риск, обеспечивать удовлетворение личных потребностей, платить налоги и тем самым содействовать удовлетворению потребностей общества». [4, 130 с.]

Гражданский кодекс Республики Беларусь устанавливает, что граждане вправе заниматься предпринимательской деятельностью без образования юридического лица с момента государственной регистрации в качестве индивидуального предпринимателя (п.1 ст. 22 ГК РБ). [2, 51 с]

Гражданский кодекс Российской Федерации также устанавливает, что граждане вправе заниматься предпринимательской деятельностью без образования юридического лица с момента государственной регистрации в качестве индивидуального предпринимателя, за исключением случаев, предусмотренных законом (п.1 ст. 23 ГК РФ). [3]

Английский профессор Алан Хоскинг утверждает: «Индивидуальным предпринимателем является лицо, которое ведет дело за свой счет, лично занимается управлением бизнесом и несет личную ответственность за обеспечение необходимыми средствами, самостоятельно принимает



решения. Его вознаграждением является полученная в результате предпринимательской деятельности прибыль и чувство удовлетворения, которое он испытывает от занятия свободным предпринимательством. Но наряду с этим он должен принять на себя весь риск потерь в случае банкротства». [5, 28 с]

В Республике Беларусь на 1 января 2019 года число индивидуальных предпринимателей составило 243,2 тыс., что более чем в два раза превышает число коммерческих организаций. [6, 35 с.] Отметим, что такое соотношение существует уже на протяжении длительного времени.

По данным Министерства по налогам и сборам Республики Беларусь, на 1 января 2020 года число индивидуальных предпринимателей составило 257,0 тыс., а на 1 сентября 2020 – 266,8 тыс. [7.] Таким образом очевидно, что индивидуальные предприниматели не только составляют самую большую группу субъектов хозяйствования, но и их число растет опережающими темпами.

В Российской Федерации число индивидуальных предпринимателей также превышает число юридических лиц, но не столь значительно, как в Республике Беларусь. По данным агентства «Федеральная служба информации» в Российской Федерации по состоянию на 11 октября 2020 г. число индивидуальных предпринимателей составило 4 025 303 или 53,34 % от числа всех субъектов хозяйствования, а число юридических лица - 3 520 937 или 46,66. [8.]

В результате проведенного исследования можно сделать следующие выводы:

1. Регулирование деятельности индивидуальных предпринимателей в Республике Беларусь и в Российской Федерации носит аналогичный характер;
2. Увеличение количества индивидуальных предпринимателей отмечается в последние годы как в Республике Беларусь, так и в Российской Федерации;
3. Существует прямая зависимость между увеличением числа индивидуальных предпринимателей и простой административных процедур, связанных с регистрацией и налогообложением этих субъектов хозяйствования.

#### **Использованные источники:**

1. Акимов О.Ю. Малый и средний бизнес: эволюция понятий, рыночная среда, проблемы развития. - М.: Финансы и статистика, 230 с., 2019 г.
2. Гражданский кодекс Республики Беларусь. С изменениями и дополнениями по состоянию на 10 февраля 2018 года. Официальное издание. Мн. НЦПИ 2018
3. "Гражданский кодекс Российской Федерации (часть первая)" от 30.11.1994 N 51-ФЗ (ред. от 31.07.2020 // СПС Консультант плюс

4. Лученок А.И. Институты правят экономикой Мн. «Беларуская навука» 2018
5. Хоскинг А. Курс предпринимательства. Пер с англ. М. Международные отношения, 2008
6. БЕЛАРУСЬ В ЦИФРАХ. Статистический справочник. НАЦИОНАЛЬНЫЙ СТАТИСТИЧЕСКИЙ КОМИТЕТ РЕСПУБЛИКИ БЕЛАРУСЬ Мн. 2019
7. Министерство по налогам и сборам Республики Беларусь [электронный ресурс] – Режим доступа: <http://www.nalog.gov.by/ru/svedeniya-predprinimatelstvo/>. –Дата доступа 15.10.2020
8. Федеральная служба информации [электронный ресурс] – Режим доступа: <https://фси.рф/Main/StatisticalInformation>. – Дата доступа 15.10.2020

*Бессмертная В.В.  
студент магистратуры  
Забайкальский государственный университет  
Россия, г. Чита*

## **ЭФФЕКТИВНАЯ СИСТЕМА ОБУЧЕНИЯ КАК ОСНОВА РАЗВИТИЯ КАДРОВОГО ПОТЕНЦИАЛА ОРГАНИЗАЦИИ**

*Аннотация: В статье рассматриваются особенности создания эффективной системы обучения персонала в организации, описаны современные проблемы нехватки высококвалифицированных кадров, рассмотрены основные этапы реализации эффективной системы обучения.*

*Ключевые слова: кадровый потенциал, обучение персонала, развитие персонала, эффективная система обучения.*

*Bessmertnaya V.V.  
Master's degree student  
Zabaikalsky state university  
Russia, Chita*

## **EFFECTIVE TRAINING SYSTEMS AS A BASIS FOR DEVELOPING THE ORGANIZATION'S HUMAN RESOURCES POTENTIAL**

*Abstract: the article discusses the features of creating an effective training systems in the organization, describes the current problems of the lack highly qualified personnel, and also considers the main stages of implementing and effective training systems.*

*Keywords: personnel potential, staff training, staff development, effective training systems.*

Стремительное развитие современного мира порождает все большее количество проблем профессионального обучения сотрудников различных организации. Это происходит из-за того, что сложившаяся экономическая ситуация в Российской Федерации на фоне стагнации экономики привела к снижению интеллектуального и образовательного потенциала, и далеко не каждая организация в нашей стране озабочена обеспечением надлежащего уровня профессиональной компетенции сотрудников.

Большая часть работодателей не уделяет должного времени и средств на формирование и развитие кадрового потенциала своих сотрудников. Так как именно отдача от таких вложений имеет долгосрочную перспективу. К сожалению в дальнейшем это приводит к определенному несоответствию

между наличием работников определенной квалификации и необходимостью в высококвалифицированных специалистах.

Поэтому в дальнейшем у каждой организации решение проблемы нехватки высококвалифицированных специалистов сводится к созданию эффективной системы подготовки и переподготовки существующих кадров.

Кадровый потенциал представляет собой определенные возможности персонала, которые могут быть задействованы организацией с целью достижения необходимых целей.

Любое обучение персонала в организации следует проводить именно с руководящих менеджеров, которые в дальнейшем могут построить эффективную систему обучения персонала в организации.

Обучение персонала представляет собой целенаправленный процесс овладения различными знаниями, умениями и навыкам под руководством высококвалифицированных руководителей с целью подготовки работников к более усложненной работе.

Для того, чтобы создать эффективную систему обучения, организации в первую очередь необходимо:

- разработать стратегию подготовки и переподготовки имеющихся кадров по приоритетным направлениям;

- разработать учебную программу по повышению квалификации менеджеров первого звена, которые в дальнейшем будут способны работать в инновационных структурах, а также осуществлять разработку новых проектов и управлять ими;

- разработать мотивационную составляющую обучения сотрудников, т.е. добавить дополнительные элементы стимулирования наемных работников к постоянному совершенствованию знаний и профессиональных навыков.

Эффективная система обучения в организации должна иметь следующую структуру, представленную на рисунке 1.

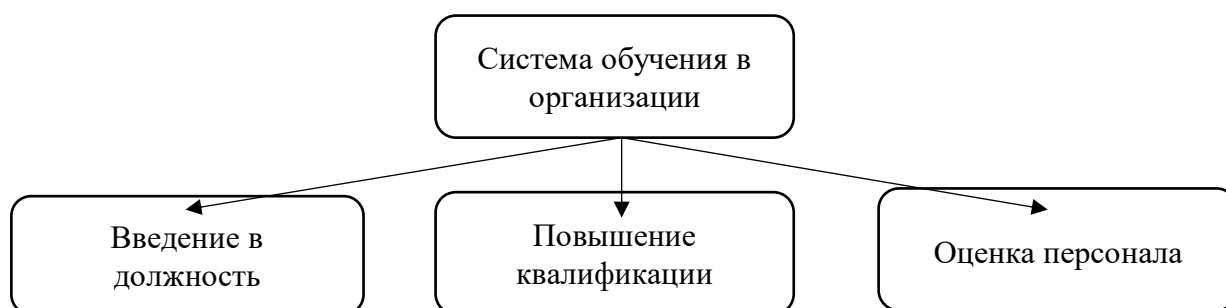


Рисунок 1 – Система обучения персонала в организации

Каждый этап представленной на рисунке 1 системы обучения персонала характеризуется решением свойственных ему задач:

1. Введение в должность предполагает знакомство новых сотрудников организации с основной целью, миссией и историей компании. Процесс

адаптации новых сотрудников должен проходить плавно с применением системы наставничества и постепенным введением нового сотрудника в должность или подразделение организации.

2. Повышение квалификации предполагает проведение внутренней оценки потребности в обучении сотрудников, а также разработку специализированных учебных программ в организации нацеленных на повышение квалификации действующих сотрудников организации.

3. Оценка персонала необходима для оценки и поддержания уровня профессиональной компетенции сотрудников организации.

Существующие основные модели организации образовательной деятельности в организации в большой степени делают акцент именно на профессиональную переподготовку имеющихся кадров. Поэтому необходимо создать такую образовательную среду в организации, которая будет учитывать индивидуальные способности и возможности каждого сотрудника организации.

Таким образом, реализация эффективной системы обучения в организации на долгосрочной перспективе будет способствовать наращиванию кадрового потенциала, что позволит улучшить эффективность функционирования организации, а также поможет в социально-экономическом развитии всей страны в целом.

#### **Использованные источники:**

1. Афанасьева Т.А., Ярушева С.А. Обучение персонала на рабочем месте. Наука XXI века: проблемы, поиски, решения: материалы XL научно-практической конференции. Миасс: Геотур, 2016, С. 166-169.
2. Хадасевич Н.Р., Хайдарова А.Р. Эффективная система обучения как основа развития кадрового потенциала предприятия / Интеграция наук. Номер 1 – М.: 2019. – С. 206-209.
3. Хадасевич Н.Р. Развитие потенциала персонала организации / Н. Р. Хадасевич // Кадровик. – 2010. – № 1. – С. 6-11.

*Бессмертная В.В.  
студент магистратуры  
Забайкальский государственный университет  
Россия, г. Чита*

## **ОЦЕНКА РЕЗУЛЬТАТОВ И ЭФФЕКТИВНОСТИ ВНУТРИФИРМЕННОГО ОБУЧЕНИЯ ПЕРСОНАЛА В ОРГАНИЗАЦИИ**

*Аннотация: В статье рассматривается необходимость оценки результатов и эффективности внутрифирменного обучения, а также разработана технология результативности для организаций различных форм собственности.*

*Ключевые слова: внутрифирменное обучение, технология оценки, результат обучения, результативность обучения, эффективность обучения.*

*Bessmertnaya V.V.  
Master's degree student  
Zabaikalsky state university  
Russia, Chita*

## **EVALUATION OF THE RESULTS AND EFFECTIVE OF IN-HOUSE STAFF TRAINING IN THE ORGANIZATION**

*Abstract: the article considers the need to evaluate the results and effectiveness of in-house training, and also a technology for performing work for organizations of various forms of ownership.*

*Keywords: in-house training, evaluation technology, learning outcome, learning effectiveness, learning efficiency.*

В современном мире в условиях стремительного развития технического прогресса все более актуальными и востребованными являются высококвалифицированные кадры способные выполнять профессиональные задачи и подстраиваться к активно изменяющейся внешней среде. Такие кадры практически невозможно получить на внешнем рынке их можно только взрастить в рамках внутрифирменного обучения персонала способствующей повышению общеорганизационной эффективности организации.

Внутрифирменное обучение помогает организации быстро адаптироваться к изменяющимся условиям внешней среды, а также



способно своевременно закрывать кадровые и образовательные потребности организации.

Ключевой задачей внутрифирменного обучения в организации является совершенствование уровня профессиональной компетенции сотрудников. Как утверждает Е.А. Корчагин, большинство работодателей видят большой разрыв между начальным уровнем профессионального образования сотрудника и современными профессиональными требованиями. Поэтому в современных реалиях организациям требуются больше времени на профессиональную подготовку работника.

Результат внутрифирменного обучения в полной мере будет отражаться на профессиональных навыках сотрудников и результатах деятельности организации. В связи с этим необходимо проводить постоянную оценку уровня профессиональной компетентности каждого сотрудника организации.

О.Л. Чулчанова в качестве основ оценки эффективности внутрифирменного обучения выделяет:

- определение на постоянной основе целесообразности результатов профессиональной деятельности сотрудников, а также проводимых мероприятий и организационных изменений в организации;

- оценка эффективности внутрифирменной программы обучения (изучение используемых технологий обучения и оценка уровня профессионализма наставников);

- повышение качества внутрифирменного обучения (повышение уровня профессиональной компетенции наставников, расширение ресурсного обеспечения);

Комплексность оценки результатов внутрифирменного обучения заключается на основании трех критериев, представленных в таблице 1.

Таблица 1 – Критерии и показатели оценки результатов внутрифирменного обучения

Критерий	Показатель	Способ оценки
Организационный	Оценка необходимости организации образовательного процесса; Качество организации внутрифирменного обучения; Достаточность организационно-педагогических условий реализации внутрифирменного обучения.	Наблюдение; Экспертная оценка.
Педагогический	Оценка эффективности выполнения профессиональных функций сотрудниками организации.	Тестирование; Решение практических кейсов.
Личностный	Оценка мотивационной составляющей сотрудников к внутрифирменному обучению и развитию профессиональных навыков.	Анкетирование.

Представленные способы оценки внутрифирменного обучения будут использоваться с учетом специфики самой программы внутрифирменного обучения в организации.

Изучая большое количество подходов различных авторов к оценке результативности и эффективности внутрифирменного обучения нами предложена упрощенная технология оценки результативности и эффективности внутрифирменного обучения, представленная в таблице 2.

Технология оценки результативности и эффективности внутрифирменного обучения представляет собой определенный комплекс различных форм и методов, используемых в процессе повышения квалификации сотрудников организации.

Таблица 2 – Технология оценки результатов и эффективности внутрифирменного обучения

Этап оценки	Содержание	Метод оценки	Результат
1. Разработка методики оценки	Подготовка инструментов оценки	Экспертная оценка	Создание специальной методики оценивания результатов и эффективности внутрифирменного обучения
2. Оценка пройденного внутрифирменного обучения	Анализ полученных результатов сотрудника по окончании обучения	Тесты, практические кейсы	Подготовка отчета к уровню соответствия требуемых профессиональных навыков с полученными результатами пройденного внутрифирменного обучения.
3. Оценка уровня полученных профессиональных навыков	Анализ работы сотрудника, прошедшего внутрифирменное обучение	Оценка деятельности сотрудника за временной период	Анализ степени соответствия результатов деятельности сотрудника с плановыми показателями.
4. Получение обратной связи	Анализ обратной связи сотрудника по внутрифирменному обучению с целью выявления существующих проблем и дальнейшее ее совершенствованию	Опрос	Составление уровней удовлетворенности сотрудников после прохождения внутрифирменного обучения.

Таким образом, разработанная нами технология оценки результатов и эффективности внутрифирменного обучения позволит любой организации оценить не только уровень полученных профессиональных навыков у сотрудников, прошедших обучение, но и степень эффективности соответствия между содержанием обучения и результатами работы обучающегося персонала.

### **Использованные источники:**

1. Корчагин Е.А. Внутрифирменное обучение персонала как производственно-педагогический процесс / Е.А. Корчагин, Р.С. Сафин, А.И. Туюшева // Вестник Самарского государственного технического университета. – 2016. – №3. – С. 40–53.
2. Лисенков, Д.Н. Проблемы оценки результативности внутрифирменного обучения / Д.Н. Лисенков // Экономика и управление: анализ тенденций и перспектив развития. – 2014. – №15. – С. 64–70.
3. Хадасевич Н.Р., Хайдарова А.Р. Эффективная система обучения как основа развития кадрового потенциала предприятия / Интеграция наук. Номер 1 – М.: 2019. – С. 206-209.
4. Чуланова, О.Л. Корпоративное обучение персонала и методы его оценки: подходы, инструментарий, проблемы и пути их преодоления / О.Л. Чуланова, Я.А. Тимченко // Интернет-журнал «Науковедение». – 2016. – Том 8. – №1.

*Локтионова Е.А.  
студент магистратуры  
Ставропольский институт кооперации (филиала) БУКЭП  
Россия, г. Ставрополь*

## ОСНОВНАЯ ХАРАКТЕРИСТИКА ТРУДОВОГО ПОТЕНЦИАЛА

*Аннотация: Представленное исследование характеризует трудовой потенциал предприятия и его составляющие.*

*Ключевые слова: Труд, трудовой потенциал, сотрудник, профессионализм, трудоспособность.*

*Loktionova E. A.  
master's student  
Stavropol Institute of cooperation (branch) BOKEP  
Russia, Stavropol*

## MAIN CHARACTERISTICS OF LABOR POTENTIAL

*Annotation: The presented research characterizes the labor potential of the enterprise and its components.*

*Keywords: Labor, labor potential, employee, professionalism, ability to work.*

В значении труда рассматривается категория трудового потенциала человека, которая определяет возможности и эффективность его участия в экономической деятельности предприятия.

Потенциал рассматривается как расположенность к эффективному выполнению тех или иных функций при наличии благоприятных условий, когда способности и задатки могут развиваться до уровня умений, навыков.

Трудовой потенциал - ресурсная категория, отражающая источники, средства, ресурсы труда, которые могут быть использованы для решения какой-либо задачи, достижения определенной цели отдельного индивида, общества, государства в конкретной социально-экономической сфере деятельности. Кроме того, под трудовым потенциалом понимается сочетание физических и творческих способностей, знаний, навыков, опыта, духовных и нравственных ценностей, культурных установок и традиций.

Следует отметить, что трудовой потенциал включает следующие элементы:

- профессиональные знания, умения и навыки, обуславливающие профессиональную компетентность (профессионально-квалификационный потенциал);

- работоспособность, физическое и душевное здоровье (психофизиологический потенциал);
- интеллектуальные, познавательные способности (творческий, креативный, когнитивный потенциал);
- способность к сотрудничеству, к работе в условиях коллективной организации труда и к взаимодействию с другими членами группы (коммуникативный потенциал);
- ценностно-мотивационная сфера, направленность, идеалы, мотивы, мировоззрение, степень моральной чистоты целей и выбираемых способов их достижения (идейно-мировоззренческий, нравственно-мотивационный потенциал);
- лидерский потенциал – способность увлечь за собой других, влиять на других;
- потенциал к развитию. Этот элемент невозможно рассмотреть отдельно. Потенциал к развитию проявляется в динамике развития всех представленных выше элементов трудового потенциала.

Состав элементов трудового потенциала работника, который, на наш взгляд, совпадает с составом элементов потенциала рабочей группы, представлен на рисунке 1.



Рисунок 1 - Состав элементов трудового потенциала работника

Административный потенциал позволяет активно взаимодействовать не только внутри группы и организации, но и с внешней средой. Это деловые и личные связи и контакты, расширяющие информационное поле и возможности задействования ресурсов для достижения целей.

Ассертивность (уверенность в своих силах) - охарактеризуется как стремление постоять за себя, но это стремление осуществляется за счет других людей.

Гибкость подразумевает готовность (не в ущерб основным принципам) проявлять понимание ситуации и адаптироваться к ее изменениям. Различают такие виды гибкости: по времени, географическая (по месту приложения сил), профессиональная, или функциональная, по оплате труда, социально-ролевая.

Полноценное использование трудового потенциала способствует развитию работников и организации, неполное использование потенциала работников следует считать упущенной организацией выгодой.

Трудовой потенциал рассматривается как сложное, живое и системное явление, имеющее место также в сложной и большой системе – в человеке.

С системами трудовой потенциал характеризует наличие целостности, проявление новых свойств, возникающих в процессе взаимодействия элементов. Таким образом, трудовой потенциал имеет в наличии соответствующие системные свойства: целостность, структурность, взаимозависимость со средой, автономность, адаптивность, иерархичность, уникальность, множественность описаний, динамичность и другие.

Таким образом, трудовой потенциал предприятия - максимально возможное использование труда работников в производстве с учетом их психофизиологических особенностей, уровня профессионализма, квалификации, производственного опыта, при наиболее благоприятных организационно-технических условиях труда.

#### **Использованные источники:**

1. Михайлина, К.И. Управление персоналом организации [Текст]: учеб. пособие для ВУЗов / К.И. Михайлина. – М.: Дашков и К, 2010. – 274 с.
2. Петров, А.Н. Стратегический менеджмент [Текст]: учебник для ВУЗов / А.Н. Петров. – М.: Питер, 2015. - 248 с.



*Мещерина Н.В.  
старший воспитатель  
МБДОУ г. Астрахани «Детский сад № 69»  
научный руководитель: Кривых Н.И., к.п.н.  
Астраханский государственный университет*

**ОРГАНИЗАЦИЯ КОНТРОЛЯ В ДЕЯТЕЛЬНОСТИ ДОШКОЛЬНОГО  
ОБРАЗОВАТЕЛЬНОГО УЧРЕЖДЕНИЯ: НОРМАТИВНО-  
ПРАВОВЫЕ, МЕТОДОЛОГИЧЕСКИЕ И СОДЕРЖАТЕЛЬНЫЕ  
АСПЕКТЫ**

*Аннотация: актуальность темы подтверждается фиксируемыми на современном этапе развития системы дошкольного образования этапами реформирования, коррелирующими с существенными переменами в социальной, экономической, политической и социокультурной сферах жизнедеятельности общества.*

*В статье определено современное понимание процедуры контроля как функции управления МДОУ, воздействие контроля на оптимальное решение задач, поставленных перед педагогическим коллективом путём реализации контрольной функции руководителя МДОУ. Спроектирована модель осуществления контрольно-диагностической деятельности в дошкольных образовательных учреждениях и продемонстрированы эффекты реализации функции контроля в МДОУ.*

*Ключевые слова: контроль, дошкольное образование, управленческая деятельность, педагогическая диагностика, внешний контроль, внутренний контроль, тематический контроль, обратная связь.*

*Mescherina N.V.  
Senior educator  
МБДОУ to Astrakhan "kindergarten № 69"  
Scientific leader: Krivykh N.I.  
Astrakhan state university*

**ORGANIZATION OF CONTROL IN ACTIVITY OF PRESCHOOL EDU  
CATIONAL ESTABLISHMENT : NORMATIVELY-  
LEGAL, METHODOLOGICAL AND RICH IN CONTENT ASPECTS**

*Annotation: actuality of theme is confirmed by fixed on the modern stage of development of the system of preschool education by the stages of reformation , correlating with substantial changes in social, economic, political and sociocultural spheres of vital functions of society.*

*In the article the modern understanding of control procedure as functions of ma*

*nagement of МДОУ, influence of control is certain on the optimal decision of the tasks put before a pedagogical collective by realization of control function of leader МДОУ. The model of realization of control-diagnostic activity is projected in preschool educational establishments and the effects of realization of control function are shown in МДОУ.*

*Keywords: control, preschool education, administrative activity, pedagogical diagnostics, external control, internal control, thematic control, feed-back.*

Управленческую деятельность руководителя ДОУ можно считать системной и результативной, если она обеспечена всесторонней информацией о состоянии дел в каждом подразделении управляемой подсистемы, т.е. процесс управления требует постоянной обратной связи. Именно реализация контрольно-диагностической функции обеспечивает такую обратную связь, т.к. именно контроль является важнейшим источником информации.

Контроль в ДОУ – это система наблюдений и проверки соответствия воспитательно-образовательного процесса целям и задачам образовательной программы и Устава ДОУ общегосударственным установкам, планам, приказам вышестоящих органов народного образования.

Вопросами организации контроля в ДОУ занимались Васильева А.И., Поздняк Л.В., Денякина Л.М., Белая К.Ю., Троян А.Н., Шамова Т.И., Скоролюпова О.А. и другие.

Рассматривая контроль как вид управленческой деятельности, Т.И. Шамова отмечает, что «контроль позволяет накопить данные о результатах педагогического процесса, зафиксировать наметившиеся отклонения от запланированных задач, выявить наличие передового опыта. Иными словами, контроль является основным источником информации для принятия управленческого решения».

М.М. Поташник и В.С. Лазарев утверждают, что благодаря контролю процесс управления приобретает очень важный компонент, без которого управленческая деятельность руководителя не имеет смысла – обратную связь. Контроль делает управление «зрячим», чувствительным к изменениям.

Дошкольное учреждение получило право самостоятельно контролировать и нести полную ответственность за конечные результаты обучения, воспитания, развития детей и подготовке их к школе.

Это даёт возможность, с одной стороны, коренным образом перестроить контроль за работой каждого сотрудника, усилив в контроле гуманистические начала, индивидуальный подход, с другой – повысить ответственность руководителя за результаты, а значит, и за их объективную оценку.

Процесс управления требует надёжной обратной связи управляющей и управляемой подсистем на любом уровне. Именно контроль в различных его формах и методах (способах, средствах и взаимодействиях) обеспечивает такую обратную связь, помогает выявить недостатки в работе, установить их причины, а значит, наметить пути их устранения с помощью коррекции и регулирования деятельности.

В результате недооценки функции контроля, как впрочем, и любой другой функции управления, а попросту говоря, бесконтрольности снижается эффективность работы дошкольного образовательного учреждения.

Хотелось бы отметить, что, как показывает практика, - контроль помогает выявить не только недостатки, но и положительные результаты.

Контроль позволяет создать информационную базу для оценки работы педагогов и персонала, предусмотреть способы влияния на них с целью побуждения к более продуктивной профессиональной деятельности. Особенностью контроля как функции управления является то, что он не может существовать самостоятельно, вне связи с другими функциями. Контроль невозможен без определения критерия, эталона, с которым можно сравнить то, что имеем в наличии.

Важность значения функции контроля в управленческой деятельности руководителя ДОУ определяется следующими положениями:

- Контроль позволяет установить, всё ли в дошкольном учреждении выполняется в соответствии с нормативными документами, решениями педагогического совета, распоряжениями руководителя. Он помогает выявить отклонения и их причины, определить пути и методы устранения недостатков, а также может быть направлен на признание результатов успешной работы.

- Устраняясь от контроля или осуществляя его не систематически, руководитель ДОУ теряет возможность оперативно вмешиваться в ход воспитательно-образовательного процесса, управлять им.

- Отсутствие системы контроля вызывает стихийность в функционировании ДОУ и в реализации воспитательно-образовательного процесса.

- Контроль является важнейшим фактором воспитания молодых кадров, профессионального роста каждого педагога, усиление личной ответственности каждого члена коллектива за свои обязанности.

Контроль за функционированием и развитием ДОУ можно представить в виде внешнего и внутри садовского контроля (Н.В. Корепанова, И.А. Липчанская). Внешний контроль включает в себя маркетинговое исследование микрорайона, социальную образовательную защиту дошкольников, не посещающих детский сад, социологическое исследование семей микрорайона.

Внутренний контроль многогранен, он включает в себя контроль содержания различных аспектов деятельности дошкольного учреждения: организационно-педагогической, образовательной, социально-психологической, методической, медицинской и т.д. Но главный объект контроля в ДООУ – педагогический процесс, его содержание и результаты.

По времени В.П. Симонов предлагает разделить контроль на предварительный, текущий, отсроченный и последующий (вторичный).

По содержанию разные авторы выделяют фронтальный, тематический, оперативный, сравнительный, самоконтроль и т.д.

Предварительный контроль имеет опережающий, прогностический характер. Его цель – предотвратить возможные ошибки, способствовать предупреждению возможных сбоев ещё до начала процессов, улучшению деятельности сотрудников. Целью предварительного контроля должен выступать стандарт дошкольного образования и реализуемая в ДООУ образовательная программа. Этот вид контроля применяется в основном к начинающим или вновь поступившим сотрудникам.

Текущий контроль проводится на этапе осуществления педагогического процесса. Его цель – выявление возможных отклонений промежуточных результатов от запланированных, соответствие достигнутых результатов с установленными стандартами и нормами.

В современной практике существуют разнообразные виды текущего контроля. Самые распространённые из них: тематический, оперативный, фронтальный, сравнительный.

Тематический контроль проводится с целью выявления уровня и системы работы дошкольного учреждения по задачам, намеченным в годовом плане.

Разновидностью тематического контроля считаются обзорный, персональный и итоговый. Обзорный контроль даёт представление о работе коллектива на каком-то определённом этапе, в какой-то момент по какому-то конкретному вопросу. Персональный контроль проводят с целью изучения системы работы и распространения передового педагогического опыта воспитателей, имеющих высокий уровень профессионального мастерства. Итоговый контроль даёт возможность подвести итоги работы за определённый период времени. Он направлен на изучение всего комплекса основных факторов, влияющих на конечные результаты работы коллектива.

Оперативный контроль направлен на выявление состояния работы коллектива и отдельных сотрудников на определённом этапе, в какой-то момент, а также на решение срочных вопросов. Фронтальный контроль предусматривает всестороннюю глубокую проверку деятельности, как отдельного воспитателя, так и ДООУ в целом.

Сравнительный контроль проводится с целью сопоставления результатов работы воспитателей параллельных групп или двух

воспитателей одной группы при проверке уровня проведения занятий, режимных моментов, игр, качества знаний, умений и навыков детей.

Одна из задач контроля – это проверка выполнения предписаний нормативно-правовых документов, предложений инспектирующих лиц, администрации ДОУ, выполнение решений педсоветов, собраний и т.д. Поэтому, последующий или вторичный контроль является необходимым в работе руководителя, без него все остальные виды контроля малоэффективны.

Если все виды контроля дополняют друг друга и дают объективную оценку состояния дел в учреждении, то можно говорить о системе. Практика показывает, что построение системной концепции внутри садовского контроля – одна из основных задач руководителя. От этого зависит эффективность и результативность контроля.

Для того чтобы контроль стал инструментом мотивирования труда сотрудников ДОУ, он должен быть целесообразным, систематическим, объективным, гласным, носить диагностический, аналитический, обучающий и поддерживающий характер.

Имея в виду контроль как функцию деятельности, мы можем говорить о системе контроля, где компонентами будут цели, задачи, содержание контроля, методы, формы и условия его проведения.

Цель контроля – выявление результативности воспитательно-образовательной работы с детьми по той или иной проблеме.

Основным методом является наблюдение за ходом работы контролируемого. Этот метод позволяет изучить состояние педагогического процесса, эффективность применяемых педагогом методических приёмов, вникнуть в суть наблюдаемого и дать объективную оценку происходящему. Для удобства можно разработать схемы наблюдений, которые позволяют детально изучить определённый участок работы или всю работу, ничего не упустив.

Важным является такой метод, как беседа. Она позволяет выявить уровень знаний и у воспитанников и у педагогов, проблемы, имеющиеся в работе, степень благополучия ребёнка. Полезно проводить беседу по анализу просмотренного режимного момента с двумя воспитателями, т.к. единство требований к детям – необходимое условие правильного воспитания.

В практике используют такие методы контроля как опрос, тестирование, анкетирование.

Нельзя сегодня забывать и о проведении итоговых занятий. Цель проведения таких занятий – оценка уровня выполнения программы на начало, середину и конец года для дополнения результатов наблюдения педагогического процесса.

Важным методом контроля является изучение документации, регламентирующей весь процесс жизнедеятельности детей. Анализ



календарных планов воспитателей проводится в ходе тематического контроля. Целесообразно делать сравнительный анализ планов двух или нескольких групп одного возраста.

При организации контроля широко используется педагогическая диагностика. Л.В. Поздняк предлагает фиксировать результаты диагностики уровня и качества знаний детей в диагностических таблицах, которые дают возможность выделить существенное положительное и отрицательное, выявить резервы и наметить пути их использования.

Одним из методов контроля процесса деятельности является педагогический мониторинг – процесс непрерывного научно-прогностического слежения за состоянием, развитием педагогического процесса в целях оптимального выбора образовательных целей, задач и средств их решения.

Таковы основные методы контроля, традиционно применяемые при проведении тематических проверок и как самостоятельные методы в процессе изучения состояния работы в группах ДОУ.

Чётко организованная система контроля позволяет планомерно и оперативно управлять дошкольным образовательным учреждением.

При реализации контрольно-диагностической функции руководителю требуется умение собирать, обрабатывать и систематизировать поступающую информацию, затем анализировать и оценивать её. Это умение помогает найти наиболее правильные, обоснованные и оптимальные решения.

Если все виды контроля дополняют друг друга и дают объективную оценку состояния дел в дошкольном образовательном учреждении, можно говорить о наличии системы контроля.

#### **Использованные источники:**

1. Письмо Министерства образования Российской Федерации «Об организации контроля за деятельностью учреждения» № 236/23-16 от 04.08.2000.
2. Белая К.Ю. 200 ответов на вопросы заведующей детским садом. - М.: АСТ, Астраль, 2001. – 416с.
3. Белая К.Ю. Руководство ДОУ: Контрольно-диагностическая функция. – М.: ТЦ «Сфера», 2005.
4. Белая К.Ю. Методическая работа в ДОУ. Анализ, планирование, формы и методы. – М.: Сфера, 2007. – 96с.
5. Елжова Н.В. Система контроля и методическая работа в дошкольном образовательном учреждении. – Ростов-на-Дону: Феникс, 2010. – 272с.
6. Елжова Н.В. Формы работы в дошкольном образовательном учреждении. Педсоветы, семинары, методические объединения. – Ростов-на-Дону: Феникс, 2010. – 256с.
7. Корепанова Н.В., Липчанская И. Контроль функционирования и развития ДОУ. – М.: ТЦ «Сфера», 2003.



8. Поздняк Л.В., Волобуева Л.М. Специфика управленческой деятельности современного руководителя ДОУ // Управление ДОУ. – 2006. - №5. – с. 43-46.

*Мирошникова В.И.  
студент магистратуры  
Саратовский социально-экономический  
институт (филиал) РЭУ имени Г.В. Плеханова  
Россия, г. Саратов  
Романенко О.А., к.э.н.  
доцент  
Саратовский социально-экономический  
институт (филиал) РЭУ имени Г.В. Плеханова  
Россия, г. Саратов*

## **О НОВЫХ МЕТОДАХ И СИСТЕМАХ УЧЕТА ЗАТРАТ**

*Аннотация:* В статье рассмотрены причины появления новых методов и систем учета затрат. Приведены наиболее распространенные методы. Показаны преимущества метода учета затрат по функциям, стратегического анализа затрат, систем точно в срок «Just in time».

*Ключевые слова:* методы и системы учета затрат, калькулирование себестоимости продукции, методы калькулирования затрат.

*Miroshnikova V.I.  
student  
Saratov state social and economic institute  
(Russian economic university named after Plekhanov G.V.)  
Russia, Saratov  
Romanenko O.A., Cand.Econ.Sci.  
associate professor  
Saratov state social and economic institute  
(Russian economic university named after Plekhanov G.V.)  
Russia, Saratov*

## **ABOUT NEW METHODS AND COST ACCOUNTING SYSTEMS**

*Abstract.* The article discusses the reasons for the emergence of new methods and systems of cost accounting. The most common methods are given. The advantages of the method of cost accounting by function, strategic cost analysis, systems exactly on time «Just in time».

*Keywords:* methods and systems of cost accounting, costing products, costing methods

Традиционные калькуляционные системы (позаказный, попередельный, нормативный методы, «директ-костинг») продолжают

функционировать, но их возможности не могут в полной мере удовлетворить требования управления хозяйствующим субъектом в изменившихся условиях. Система учета затрат на предприятии сегодня должна учитывать и отражать следующие тенденции, приведенные на рисунке 1.

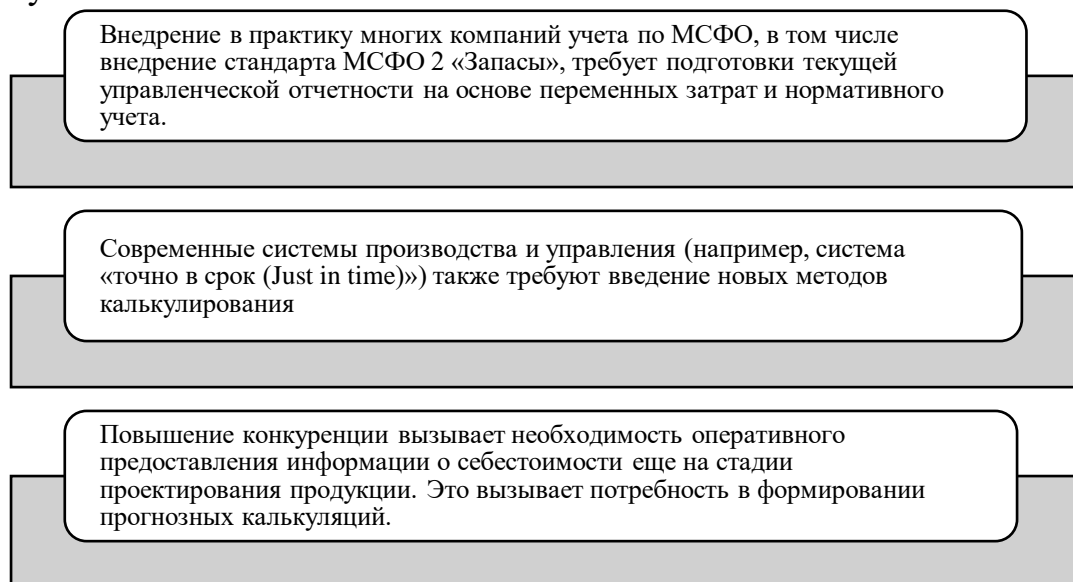


Рисунок 1 Тенденции в учете затрат

Также необходимо отметить, что ужесточение конкуренции и ускорение появления новых продуктов и технологий производства вызвали значительный рост неопределенности внешней среды, а значит и рисков, лежащих на плечи предпринимателя.

Указанные условия, с которыми сталкивается современный производитель, привели к появлению во второй половине XX века новых, более точных и актуальных систем учета затрат: «ABC», «SCA», «JIT». Эти системы объединяют в себе лучшие качества действовавших ранее методов калькулирования и позволяют обеспечивать преимущества и ключевые факторы успеха хозяйствующего субъекта в конкурентной среде. Проведем сравнительный анализ данных методов калькулирования.

Система учета затрат ABC (Activity Based Costing) основана на идее о том, что возникновение затрат связано с выполнением определенных операций (виды деятельности, функции). Продукция как таковая причиной возникновения издержек не является, она, согласно указанной системе, является причиной операций (работ), которые и порождают затраты. Таким образом основой данной системы является процессный подход к управлению. Производственные процессы позволяют оценивать взаимосвязь продуктов и затрат.

При использовании данного метода появляется возможность определить себестоимость отдельных операций и распределить возникающие при их осуществлении затраты по объектам калькулирования

(вид продукции, работы, услуги или проч.). Таким образом, ABC-метод представляет альтернативу позаказного метода учета затрат. Он особенно эффективен для предприятий, характеризующихся высоким уровнем накладных расходов. Основным преимуществом метода является возможность точно определять прибыльность продукции, оперативно принимать управленческие решения для определения маркетинговой стратегии. Также важным преимуществом можно назвать возможность контроля расходов на стадии их возникновения.

Метод управленческого учета Strategic Cost Analysis (SCA) является системой стратегического анализ затрат. Основой данной системы учета затрат стала классическая общая теория Cost Management (CM). Стратегический анализ затрат является важнейшей частью Cost Management, базирующегося на термине «цепь образования потребительной стоимости» (value chain), который стал центральным объектом стратегического кост-менеджмента.

По методу SCA, деятельность предприятия представляется в виде цепи образования потребительной стоимости (чередa процессов, создающих стоимость изделия). Оценка каждого звена цепи производится с точки зрения ее необходимости в производственном процессе, а также с точки зрения потребляемых ею ресурсов. После чего определяется cost driver (кост-драйвер) — управляющий фактор, такой параметр, характеризующий стоимость выполнения отдельного процесса. Контроль каждого кост-драйвера способствует достижению конкурентных преимуществ. Управленческий учет в рамках этой системы фактически подчинен целям маркетинга. Если традиционное ценообразование использует в качестве основы себестоимость продукции, которая воспринимается как данность, то система целевой себестоимости берет за основу маркетинговые оценки емкости рынка и конкурентоспособную цену. Объем производства и розничная цена позволяют определить целевую себестоимость.

Система JIT («Just In Time») «точно в срок» зародилась в Японии в середине 70-х годов XX в. в компании «Тойота» и в настоящее время с большим успехом применяется во многих промышленно развитых странах. Основой системы JIT является создание непрерывно-поточного предметного производства взамен производству продукции крупными партиями.

При данной системе излишки товарно-материальных запасов представляются обременительными для предприятия и отвлекающими средства из оборота. Содержание большого количества материальных запасов требует дополнительных затрат, что отрицательно влияет на объем финансовых ресурсов, маневренность и конкурентоспособность предприятия. Главная целью системы JIT заключается в исключении любых

лишних расходов и в эффективном использовании производственного потенциала предприятия.

Выбор системы учета затрат для каждого хозяйствующего субъекта обусловлен различными факторами. Эффективность использования выбранного метода определяется степенью достижения целей, поставленных на этапе планирования производства. От грамотно выбранной системы учета затрат зависит финансовый результат деятельности организации. Рационально сформированные затраты позволяют принимать эффективные управленческие решения, направленные на оптимизацию себестоимости. Выбранный предприятием вариант учета затрат должен быть закреплен в учетной политике.

**Использованные источники:**

1. Международный стандарт финансовой отчетности (IAS) 2 "Запасы" (введен в действие на территории Российской Федерации Приказом Минфина России от 28.12.2015 N 217н) (ред. от 11.07.2016)
2. Егорова С.Е., Юданова Л.А. Сравнительный анализ новых методов и систем учета затрат и калькулирования себестоимости продукции // Вестник Псковского государственного университета.. 2015. №2
3. Словеснова А.Д. Преимущества и недостатки методов управления затратами // Наука, техника и образование. 2017. №1 (31)
4. Хромова И.Н., Ахиджак С.А., Мацко А.С. Методические основы управленческого учета в условиях применения современных калькуляционных систем // Вестник евразийской науки. 2017. №1 (38).

*Сидоренко Д.В.*

*студент*

*научный руководитель: Улина С.Л., к.э.н.*

*доцент*

*заведующий кафедрой международной и управленческой  
экономики*

*Сибирский федеральный университет*

## **ФИНАНСОВАЯ СТРУКТУРА, КАК ИНСТРУМЕНТ УПРАВЛЕНИЯ ФИРМОЙ**

*Аннотация: В статье говорится о значимости работы фирмы через центры финансовой ответственности. Такой механизм способствует обеспечению контроля деятельности и результативности каждого подразделения фирмы. На примере конкретной компании был проведен стратегический анализ и обоснована необходимость формирования в ней финансовой структуры, как инструмента повышения ее экономической эффективности.*

*Ключевые слова: центр финансовой ответственности, организационная структура, стратегия фирмы, эффективность фирмы.*

*Sidorenko D.V.*

*Student*

*Scientific director: Ulina S.L., Candidate of Economic Sciences*

*Assistant professor*

*Head of department international and management economic  
Siberian Federal University*

## **FINANCIAL STRUCTURE AS A FIRM MANAGEMENT TOOL**

*Abstract: The article reveals the significance of a company work through financial responsibility centers. This mechanism provides monitoring of a company activity and impact of each company unit. The strategic analysis was conducted to justify the necessity of forming the internal financial structure as an instrument for increasing economical efficiency on the example of the concrete company.*

*Keywords: financial responsibility center, organizational structure, strategy, efficiency.*

В любой компании, вне зависимости от типа организационной структуры может возникнуть проблема рассогласованности контроля, когда предмет контроля (действия сотрудников офиса) и результат контроля



(например, размер прибыли компании) не имеют прямой связи, но руководство компании все равно пытается приписать вину неверно действовавшим работникам. Во избежание возникновения подобной ситуации организации необходимо прибегнуть к теории управления по центрам финансовой ответственности (ЦФО). В ее основе лежит тезис о том, что выполняя свои функциональные обязанности, каждое подразделение своими действиями вносит вклад в общий финансовый результат в виде доходов или затрат.

Центр финансовой ответственности – это структурное подразделение организации, осуществляющее определенный набор хозяйственных операций и способное оказывать непосредственное воздействие на финансовые показатели этих операций.

Объектом исследования явилась группа компаний, занимающаяся реализацией крупных инженерно-строительных проектов под ключ.

Стратегиями, применяемыми фирмой являются концентрированный рост:

- стратегия развития рынка (старый продукт на новом рынке) – компания заходит в новые города по всей России;
- стратегия развития продукта – фирма из группы компаний запускает производство специализированного оборудования, то есть нового продукта для местного рынка.

В классификации Портера фирма использует сервисную дифференциацию. Такая стратегия в работе компании проявляется в комплексном подходе – фирма осуществляет весь проект – от этапов его формирования до осуществления строительно-монтажных и пуско-наладочных работ.

В последние несколько лет компания взяла курс на рост по всем направлениям деятельности:

- увеличение сумм и масштабов работ по заказам;
- переход на стратегическое партнерство с крупными заказчиками, вместо множества мелких и непостоянных клиентов;
- запуск одной из фирм группы производства оборудования;
- строительство офиса на 1000 чел, при текущей численности персонала в 250 сотрудников.

Реализация данных мер требует существенных затрат, в результате чего фирма привлекает слишком много заемных средств, что негативно сказывается на его деятельности – на показателях ликвидности, платежеспособности и финансовой устойчивости.

Как следствие, возникает потребность в усилении контроля основных финансовых показателей. Для решения данной проблемы предлагаю внедрить в фирме инструмент, который позволит ей контролировать деятельность фирмы на всех уровнях – финансовую структуру. Е.Ю. Добровольский в книге «Бюджетирование шаг за шагом» выделяет

следующие виды ЦФО: центры затрат, центры дохода, центры маржинальной прибыли (применительно к подразделению), центры прибыли (применительно к результативности фирмы), центры инвестиций. Каждая организация выбирает тип ЦФО с учетом специфики деятельности фирмы и осуществления внутренних бизнес процессов, поэтому, перед построением финансовой структуры необходимо осуществить так называемый «нулевой» этап, то есть поработать с существующей организационной структурой. Каждый её элемент впоследствии наделяется определенными целями и показателями для их достижения.

В рассматриваемом случае, утвержденную структуру компании можно классифицировать как линейно-функциональную. Это обосновывается выделением функциональных подразделений (департаменты, дирекции, отделы и управления), между которыми построена линейная иерархия и соблюдается принцип единоначалия. Кроме того, компания характеризуется жесткой централизацией, так как основные вопросы решает директор, а не проектная группа.

Фирма осуществляет проектную деятельность, поэтому, стоит внести корректировки в организационную структуру и модифицировать ее в матричную. Необходимо четко закрепить ответственность конкретных лиц за определенными проектами. Такая мера позволит оптимизировать процессы в компании, снизить неопределенность в распределении обязанностей.

Следующим этапом после построения организационной структуры является формирование финансовой структуры, то есть сформировать центры финансовой ответственности, определить их подчиненность и ответственность. Финансовая структура – это организация центров финансовой ответственности, определяющая их полномочия, подчиненность и ответственность и предназначенная для управления стоимостью предприятия.

При формировании финансовой структуры потенциальные центры финансовой ответственности необходимо рассматривать в следующем порядке («от сложного к простому»):

- центры инвестиций;
- центры прибыли;
- центры дохода и центры затрат или центры маржинальной прибыли и центры затрат;
- детализация центров маржинальной прибыли до центров доходов и затрат.

Исходя из представленной классификации, а также с учетом того, что компании предпочтительнее иметь матричную структуру, наиболее уместными ЦФО в данной компании будут являться центры маржинальной прибыли, которыми по факту станут проектные группы. Проект охватывает полный производственный цикл от проектирования до монтажа, поэтому он

с одной стороны требует затрат, а с другой – приносит выручку. Соответственно, центр маржинальной прибыли, в свою очередь, разобьём на центры затрат и центры доходов.

Кроме того, в нашем случае, отдельно стоит выделить центры, требующие затрат, но не участвующие напрямую в получении компанией выручки - это финансовый, кадровый и исполнительный отделы. Объединим их в единый центр затрат «Администрация». Принцип объединение – единообразии статей затрат. Сюда же включим затраты на обеспечение рабочих мест и оплаты труда руководящего состава – генерального директора, финансового директора, директора по производству и др. Еще одним центром затрат является отдел логистики, его задача – приобретение и снабжение материалами, инструментами, оборудованием рабочих в рамках реализации проектов всех рабочих групп.

Сама группа компаний с точки зрения владения и распоряжения основными средствами будет являться центром инвестиций. Далее, она разбивается на центры прибыли – «Фирма 1», занимающаяся проектированием и «Фирма 2», осуществляющая производство специализированного оборудования, используемого в том числе, при реализации проектов «Фирма 1».

Для работы ЦФО, в сформированной финансовой структуре, закрепим ответственных за деятельность каждого из них

ЦФО	Ответственное лицо
1. Группа компаний	Генеральный директор
1.1 «Фирма 1»	Генеральный директор
1.1.1.1 Администрация	Исполнительный директор
1.1.1.2 Логистика	Начальник отдела логистики
1.1.1.3 Проект 1	Руководитель проекта
1.1.1.4 Проект 2	Руководитель проекта
1.1.1.5 Проект 3	Руководитель проекта
1.2 «Фирма 2»	Генеральный директор

Таблица 1 – Закрепление ответственных за ЦФО

Финансовая структура является механизмом, который способствует охвату деятельности всех подразделений фирмы. Совмещение деятельности каждого отдела компании с конкретными финансовыми показателями позволяет не упустить из виду результат работы каждого подразделения, сотрудника, так как каждый работник имеет понимание за какой финансовый показатель он или его отдел несет ответственность. Руководство фирмой посредством центров финансовой ответственности дает мотивацию сотруднику за счет осознанности его вклада в итоговый финансовый результат фирмы.

### **Использованные источники:**

1. Давыденко Е.А. Проблемы организации финансового планирования и контроля на отечественных предприятиях / Е. А. Давыденко // Финансовый менеджмент. - 2017. - № 2. – С. 20-28.
2. Добровольский, Е.Ю. Бюджетирование шаг за шагом – Питер, 2 издание, 2017 – 480 с.
3. Лялькин М. В. Проблемы финансового управления предприятием / М. В. Лялькин // Почтовая связь. Техника и технологии. - 2016. - № 12
4. Ревенков А. Н. Финансовое планирование как элемент хозяйственного управления / А. Н. Ревенков // Финансы. - 2014. - №3. - С.12.

*Смирнов В.А.  
студент  
Российский новый университет  
Москва*

## **КАДРОВЫЙ РЕЗЕРВ ПРЕДПРИЯТИЯ И НАПРАВЛЕНИЯ ЕГО СОВЕРШЕНСТВОВАНИЯ**

*Аннотация. В статье рассмотрен процесс исследования кадрового резерва предприятия, благодаря которому определяется, насколько эффективно реализуется подготовка кадров внутри организации для своевременного замещения руководящих должностей. Анализируются вопросы, связанные с проблемами формирования кадрового резерва предприятия. В результате исследования выявляются потенциальные возможности для его совершенствования.*

*Ключевые слова: кадры, кадровый резерв, кадровый потенциал, развитие кадрового резерва.*

*Smirnov V.A.  
student  
Russian New University  
Moscow*

## **PERSONNEL RESERVE OF THE ENTERPRISE AND DIRECTIONS OF ITS IMPROVEMENT**

*Abstract. The article discusses the process of researching the personnel reserve of the enterprise, thanks to which it is determined how effectively the training of personnel within the organization is implemented for the timely replacement of managerial positions. Analyzed issues related to the problems of formation of personnel reserve of the enterprise. As a result of the research, potential for its improvement is revealed.*

*Keywords: personnel, personnel reserve, personnel potential, development of personnel reserve.*

Недостаточное внимание к управлению кадровым резервом приводит к тому, что потребности предприятий в человеческих ресурсах полностью не удовлетворяются, что влечет снижение эффективности деятельности предприятий за счет потери рабочего времени в моменты необходимости замены руководителя. Нередко необходимость работы с кадровым резервом недооценивается руководством предприятия. В некоторых случаях,

отсутствует взаимодействие между функциональными подразделениями и отделом кадров, система аттестации не ориентирована на решение вопросов, связанных с резервом кадров, нет единых моделей диагностики и подготовки кандидатов на вышестоящие должности.

Для исследования была выбрана компания АО «Газпром оргэнергогаз», занимающая достаточно высокое положение на рынке и в экономике в целом. Формирование и оценка кадрового резерва для АО «Газпром оргэнергогаз» является неотъемлемой функцией предприятия по работе с персоналом, так как создаются возможности для развития управленческих навыков работников компании, минимизируются потери рабочего времени при замещении ключевых должностей, также повышается лояльность персонала, что в итоге приводит к увеличению прибыли и повышению конкурентоспособности за счет эффективного использования человеческих ресурсов.

Кадровый резерв представляет собой специально сформированную группу сотрудников, соответствующих по своим качествам требованиям, предъявляемым к руководителям определенного уровня, прошедших процедуру отбора, специальную управленческую и профессиональную подготовку и потенциально способных к руководящей деятельности». <sup>137</sup>

В АО «Газпром оргэнергогаз» утверждено Положение о резерве кадров, на основании которого формируется кадровый резерв.

В соответствии с Положением, в рассматриваемой организации резерв кадров состоит из 4-х основных групп, в зависимости от должностного уровня работников, каждая из которых подразделяется по степени подготовленности работников к управленческой деятельности и по направлениям деятельности.

Резерв кадров Общества включает:

- *резерв высших управленческих кадров Общества;*
- *резерв управленческих кадров Общества;*
- *резерв кадров администрации Общества;*
- *резерв кадров филиалов Общества.*

По степени подготовленности к управленческой деятельности резерв кадров делится на оперативный и перспективный.

Оперативный резерв кадров формируется из числа руководителей и специалистов, у которых уже имеется необходимый опыт практической работы, прошедших обучение для приобретения управленческих навыков, практическую подготовку и готовых к успешному выполнению управленческой деятельности на планируемом уровне руководства, а перспективный резерв кадров формируется из числа руководителей и специалистов, которым требуется обучение.

---

<sup>137</sup> Одегов, Ю.Г., Руденко, Г.Г. Управление персоналом: учебник и практикум для академического бакалавриата [Текст] / Ю.Г. Одегов, Г.Г. Руденко. – М.: Юрайт, 2019. — 357 с.



У кандидатов в кадровый резерв необходимо наличие следующих управленческих компетенций<sup>138</sup>:

- лидерский потенциал;
- знание и применение на практике технологий управления;
- навык командообразования и обеспечение условий эффективного функционирования этой команды;
- гибкость и креативный потенциал;
- инновационный потенциал;
- навыки планирования, прогнозирования, делегирования полномочий и контроля исполнения задач;
- навыки принятия оперативных управленческих решений;
- навыки самоорганизации (тайм-менеджмент).

При формировании резерва необходимо точно знать квалификационные требования, предъявляемые к той должности, для которой выделяется в резерв сотрудник, учитывать, какие специальные знания и опыт необходимы в каждом конкретном случае для обеспечения высокопрофессионального руководства.

Формирование и подготовка резерва кадров в АО «Газпром энергосбыт» включает следующие этапы:

- определение потребности в резерве кадров;
- информирование работников Общества о начале процесса формирования кадрового резерва (для предоставления возможности самовыдвижения);
- создание базы кандидатов на зачисление в состав кадрового резерва на основании представления их кандидатур руководителями подразделений, на основании результатов оценки персонала и иных методов;
- определение общего списка кандидатов в резерв кадров;
- рассмотрение кандидатур для зачисления в резерв кадров на выдвижение, оценка их деловых и личностных качеств;
- утверждение резерва кадров Общества;
- составление индивидуальной программы развития работников, зачисленных в резерв кадров на выдвижение;
- обучение работников, зачисленных в резерв кадров на выдвижение;
- выдвижение работников, зачисленных в резерв кадров, на конкретные должности.

При формировании резерва кадров особое внимание уделяется уровню профессиональной и общеобразовательной подготовки кандидатов, их организаторским и аналитическим способностям, индивидуально-

---

<sup>138</sup> Лапшова, О.А. Управление человеческими ресурсами: учебник [Текст] / О.А. Лапшова. — М.: Юрайт, 2019. — 246 с.

психологическим качествам, целеустремленности, инициативности, умению обосновывать и принимать самостоятельные решения, чувству ответственности за результаты работы, умению работать с коллективом. Учитываются квалификационные требования, предъявляемые к той должности, на которую зачисляется в резерв кандидат, какие специальные знания и опыт необходимы в каждом конкретном случае.

в АО «Газпром оргэнергогаз» осознают важность наличия кадрового резерва и помогают сотрудникам развивать и реализовывать свой потенциал. Путем создания кадрового резерва руководство организации создает условия для снижения текучести кадров, сохранения корпоративной культуры, стимулирования профессионального роста сотрудников. При анализе используемой системы кадрового резерва были выявлены следующие недостатки:

1. Кандидаты в кадровый резерв выдвигаются не от всех отделов.
2. Наличие кризисных ситуаций, связанных с уходом ключевых сотрудников.
3. Частичное обучение сотрудников, внесенных в резерв.

На основании проведенного анализа можно утверждать, что система кадрового резерва в АО «Газпром оргэнергогаз» функционирует не в полном объеме. Выявленные проблемы связаны между собой. Для достижения наибольшего эффекта, целесообразно выделить следующие предложения по совершенствованию имеющихся недостатков.

1. Кандидаты в кадровый резерв выдвигаются не от всех отделов.

Под данной проблемой понимается возникновение ситуации, когда руководители некоторых отделов, подразделений, не допускают мысли о создании замены для себя, видя в этом угрозу потери работы. В случае с рассматриваемой организацией, это выражается в отказе согласования руководителем выдвижения подчиненного ему специалиста в резерв кадров, либо в отсутствии собственной инициативы в подобном выдвижении. Причиной подобного поведения руководителя может оказаться банальная неосведомленность об условиях и принципах работы системы кадрового резерва. Это упущение отдела кадров и трудовых отношений, каждый сотрудник предприятия должен быть подробно ознакомлен с Положением о резерве кадров.

Решением данной проблемы может послужить введение локального нормативного акта, обязывающего каждого руководителя предоставлять минимум одного сотрудника из своего подразделения для внесения его в кадровый резерв, если подчиненный ему сотрудник обладает достаточной квалификацией для данного внесения. В данном нормативном акте также целесообразно прописать права и обязанности руководителей, которых нет в существующем положении. Еще одним решением данной проблемы может быть проведение беседы с руководителями, объяснения им условий работы системы кадрового резерва.

2. Наличие кризисных ситуаций, связанных с уходом ключевых сотрудников.

Из-за вышеописанной проблемы возникает еще одна, а именно наличие кризисных ситуаций, связанных с уходом ключевых сотрудников. Неоднократно возникали ситуации, при которых долгое время подбирался кандидат на должность руководителя либо узкопрофильного специалиста, в связи с увольнением предыдущего сотрудника. Из-за этого снижаются количественные и качественные показатели производительности труда, что потенциально может привести к срыву сроков выполнения договоров, простоям и прочим неприятным ситуациям. Причиной такой ситуации может быть отказ в выдвижении руководителем сотрудника в резерв по своему усмотрению, а также небольшой бюджет на работу с кадровым резервом, обучением сотрудников.

Минимизировать негативные последствия можно тем же способом, что и в случае с первой проблемой, - введением локального нормативного акта, либо проведением беседы с руководителями.

3. Частичное обучение сотрудников, внесенных в резерв.

В соответствии с Положением о резерве кадров АО «Газпром оргэнергогаз», подготовка кандидата, зачисленного в кадровый резерв, проводится по индивидуальной программе развития, которая используется для всех направлений и групп кадрового резерва и не имеет отличий. В индивидуальной программе прописаны формы работы с резервистами, куда входит обучение. Однако в процессе анализа было выявлено, что не все резервисты отправляются на обучение для получения управленческих и организаторских навыков. На обучение, в основном, отправляются высшие управленческие кадры, уже имеющие определенный опыт в этой области, в то время как специалисты получают управленческие навыки в меньшем объеме и иными способами. Причиной является небольшой бюджет для работы с резервом кадров и его распределение.

Решением данной проблемы может послужить систематизирование распределяемого бюджета, его пропорциональное разделение между специалистами и руководителями, при отсутствии возможности увеличения общего объема бюджета для работы с кадровым резервом. Также решением данной проблемы может послужить внедрение системы обучения управленческим навыкам внутри организации. Реализовать это возможно с помощью создания новой должности. Назначить на эту должность можно как соискателя со стороны, так и сотрудника из организации, через совместительство. В АО «Газпром оргэнергогаз» есть аудитории для проведения занятий, а также сотрудники, занимающиеся обучением внутри организации, но данное обучение носит исключительно технический характер.

Внедрение выделенных предложений позволит системе формирования кадрового резерва функционировать в полном объеме и

достигнуть максимальной эффективности работы с персоналом и деятельности предприятия в целом.

**Использованные источники:**

1. Одегов, Ю.Г., Руденко, Г.Г. Управление персоналом: учебник и практикум для академического бакалавриата [Текст] / Ю.Г. Одегов, Г.Г. Руденко. – М.: Юрайт, 2019. — 357 с.
2. Лапшова, О.А. Управление человеческими ресурсами: учебник [Текст] / О.А. Лапшова. — М.: Юрайт, 2019. — 246 с.

*Чадина И.А.  
студент  
соавторы: Крайнова А.Н.  
Манукян Г.А.  
научный руководитель: Сярдова О.М., к.э.н  
Тольяттинский государственный университет  
Россия, Тольятти*

## СОВРЕМЕННЫЕ ИНСТРУМЕНТЫ УПРАВЛЕНИЯ КАЧЕСТВОМ

*Аннотация: В статье рассмотрены инструменты качества, которые позволяют повышать эффективность деятельности предприятий. Инструменты качества направлены на улучшение процесса проектирования продукции или услуги. Каждый из инструментов имеет преимущества и недостатки.*

*Ключевые слова: инструменты управления качеством, эффективность, методы управления, системный подход, контроль.*

*Chadina I. A.  
student  
co-authors: Krainova A. N.  
Manukyan G. A.  
research supervisor: Syardova O. M., Ph. D.  
Togliatti state University  
Russia, Tolyatti*

## MODERN QUALITY MANAGEMENT TOOLS

*Abstract: The article discusses quality tools that can improve the efficiency of enterprises. Quality tools aim to improve the process of designing a product or service. Each of the tools has advantages and disadvantages.*

*Keywords: quality management tools, efficiency, management methods, system approach, control.*

Большинство методов управления качеством невозможно использовать без инструментов, которые выполняют анализ данных, контроль над динамикой показателей и достижение целей по качеству.

Инструменты управления качеством – набор инструментов, позволяющих облегчить задачу управления качеством в процессе организации, планирования и управления бизнесом при анализе различного рода фактов.

Японский союз инженеров и ученых выделил семь основных инструментов оперативного управления качеством:

1) диаграмма сродства; 2) диаграмма связей; 3) древовидная диаграмма; 4) матричная диаграмма, или таблица качества; 5) стрелочная диаграмма; 6) диаграмма процесса осуществления программы PDPC; 7) матрица приоритетов[1],[2].

Эти семь инструментов называют новыми инструментами управления качеством. В стратегическом плане их можно рассматривать как семь стратегических методов управления качеством — S7.

Новые инструменты управления качеством обеспечивают понимание сложных ситуаций и позволяют облегчить задачу управления качеством путем улучшения процесса проектирования продукции или услуги.

Остановимся подробно на каждом инструменте управления качества.

Диаграмма сродства предназначена для группирования и упорядочивания большого количества качественных (не числовых) данных. Группирование происходит по принципу родственности информации, которая связана с определенной темой. Каждая группа данных представляет собой группу, выделенную по некоторому признаку, характерному только для этой группы.

Преимущество данного инструмента: наглядность и простота представления данных.

Недостаток: субъективность распределения данных по родственным признакам.

Диаграмма связей – это инструмент управления качеством, основанный на определении логических взаимосвязей между различными данными. Применяется этот инструмент для сопоставления причин и следствий по исследуемой проблеме.

Преимущество данного инструмента: диаграмма связей обеспечивает структурированный подход к анализу комплексных взаимодействий.

Недостаток: приходится сильно полагаться на субъективные суждения о факторах взаимосвязи. Также диаграмма связей может быть слишком трудной для восприятия, если на ней отображается большое число элементов.

Древовидная диаграмма – инструмент, предназначенный для систематизации причин рассматриваемой проблемы за счет их детализации на различных уровнях. Визуально диаграмма выглядит в виде «дерева» - в основании диаграммы находится исследуемая проблема, от которой «ответвляются» две или более причины, каждая из которых далее «разветвляется» еще на две или более причины.

Преимущество: наглядность и простота ее применения. Также древовидная диаграмма может легко сочетаться с другими инструментами качества, дополняя их.



Недостаток: субъективность расположения элементов на том или ином уровне детализации.

Матричная диаграмма – это инструмент, позволяющий определить наличие и важность связей между элементами - задачами, функциями или характеристиками объекта рассмотрения.

Она представляет собой таблицу, включающую элементы, между которыми необходимо установить связь. Часть ячеек таблицы содержит исследуемые элементы, а в других располагаются символы или числа, указывающие наличие и силу взаимосвязи.

Преимущество: наглядное графическое представление взаимосвязи между различными элементами, возможность быстро оценить силу взаимосвязи

Недостаток: ограниченность числа сопоставляемых элементов при увеличении числа сравниваемых списков.

Стрелочная диаграмма — инструмент, позволяющий спланировать оптимальные сроки выполнения всех необходимых работ для скорейшего и успешного достижения поставленной цели.

Применение этого инструмента возможно лишь после того, как выявлены проблемы, требующие своего решения, и определены необходимые меры, сроки и этапы их осуществления.

Стрелочная диаграмма представляет собой диаграмму хода проведения работ, из которой должны быть наглядно видны порядок и сроки проведения различных этапов изо дня в день. Традиционным методом планирования является метод, использующий стрелочную диаграмму либо в виде диаграммы Ганта, либо в виде сетевого графа.

Преимущество: наглядность, простота освоения и применения.

Недостаток: отсутствие правил отбора и критериев оценки перспективности и эффективности вариантов выполнения всех необходимых работ.

Диаграмма принятия решений (PDPC) строится для определения потенциальных проблем по ходу исполнения плана работ и реализации предупреждающих действий по их устранению.

Преимущество данного инструмента: наглядность; можно видеть возможные риски и выбирать корректирующие действия с целью снижения этих рисков.

Недостаток: большая трудоемкость, в случае, когда план имеет значительное количество задач.

Матрица приоритетов - это инструмент, с помощью которого можно ранжировать по степени важности данные и информацию, полученную в результате мозгового штурма или матричных диаграмм.

Основное назначение матрицы приоритетов - это распределение различных наборов элементов в порядке значимости, а также установление относительной важности между элементами за счет числовых значений.

Преимущество: матрица приоритетов объективно оценивает значимость данных, устанавливает величину этой значимости.

Недостаток: трудоемкость работы, особенно при большом количестве данных.

Таким образом, инструменты управления качеством позволяют находить оптимальные решения в кратчайшие сроки. Диаграмма сродства и диаграмма связей обеспечивает общее планирование. Диаграмма дерева, матричная диаграмма и матрица приоритетов обеспечивает промежуточное планирование. Стрелочная диаграмма обеспечивает детальное планирование. Применение этих инструментов особенно эффективно, когда их используют как методы наиболее полной реализации планов на основе системного подхода в условиях сотрудничества всего коллектива предприятия.

#### **Использованные источники:**

1. Аристов О. В. Управление качеством. М. :НИЦ ИНФРА-М ; 2-е изд., перераб. и доп. ; 2020. 224 с. (Высшее образование: Бакалавриат).
2. Бородачёв С. М. Статистические методы в управлении качеством : учебное пособие для СПО : под редакцией О. И. Никонова. Екатеринбург : Профобразование, Уральский федеральный университет ; 2-е изд. Саратов, 2019. 86 с.

Оглавление

<b>ОСНОВНОЙ РАЗДЕЛ</b> .....	3
Abdirahmonova S.Sh., Ahunjanova I.J., THE IMPORTANCE OF FORMATION OF LIBRARY AND THE ORGANIZATION OF A SMALL LIBRARY IN PRESCHOOL EDUCATIONAL ORGANIZATIONS AND THE FAMILY .....	3
Abdurashidova N.A., BENCHMARKING IS A MARKET-BASED INSTITUTION .....	6
Abdurozikov S.A., MAIN FEATURES OF MUSICAL PEDAGOGY .....	10
Abidova M.I. INNOVATIVE APPROACH TO TEACHING MEDICAL TERMS FOR ESP STUDENTS .....	13
Ablakulova I.K., ECO TOURISM AND ITS PROBLEMS .....	18
Ahmadjonov A.I., PROBLEMS OF ENVIRONMENTAL POLLUTION AS A RESULT OF INDUSTRIAL PRODUCTION IN KASHKADARYA REGION .....	23
Akhmadjanova M.M., TEACHING ENGLISH GRAMMAR USING MODERN TECHNOLOGIES AND METHODS .....	26
Akhmedova Sh.T., MODERN TEACHING METHODS USED IN TEACHING ECONOMY .....	32
Aminova D.A., THE SEVERITY OF SYSTEMIC INFLAMMATORY REACTIONS IN PATIENTS WITH CHRONIC OBSTRUCTIVE PULMONARY DISEASE .....	34
Azimova D.S., USAGE OF WEB TOOL 2 FOR SELF STUDIES AND ITS BENEFITS .....	37
Bazarbekova Yu.A., ROLE OF MUSICAL PSYCHOLOGY IN ORGANIZATION OF MUSICAL EDUCATION .....	41
Buriev J.A., HISTORICAL AND PHILOSOPHICAL ANALYSIS OF AHMAD ZAKI WALIDI'S WORK "BERUNIY" .....	44
Dehqonova S., Dilmurodov J., FORMATION OF SPIRITUAL EDUCATION OF YOUTH .....	48
Egamberdiyeva G., INNOVATIVE FORMS OF TEACHING IN ENGLISH LESSONS AS A MEANS OF IMPROVING LEARNING OUTCOMES .....	52
Egamberdiyeva Yu.U., AN INTEGRATED APPROACH TO THE IMPROVEMENT OF PRIMARY SCHOOL LESSONS AND ITS IMPORTANCE .....	56
Embergenov N.J., Oteuliev M.O., Karimbaev K., Madaminov X.R., THE IMPORTANCE OF MINERAL RAW MATERIAL RESOURCES IN THE	

ORGANIZATION AND PLACEMENT OF INDUSTRIAL SECTORS IN THE REPUBLIC OF KARAKALPAKSTAN .....	59
Ergasheva N.K., LINGUISTICS AND LINGUISTIC DISCIPLINES .....	63
Eshboev B.T., DESCRIPTION OF TOPONYMS RELATED TO THE GEOGRAPHICAL LOCATION OF KASHKADARYA REGION .....	67
Fatkhullayeva (Baygitova) M.G., MUSIC EDUCATION IN GERMANY .....	73
Gayibnazarov O.Kh., Kurbanov J.Sh., INNOVATIVE TECHNOLOGIES IN TEACHING SPECIAL MILITARY DISCIPLINES .....	75
Habibullaeva M.N., Odilov N.K., USE OF LOCAL LORE ATLASES IN TEACHING THE SUBJECT "ECONOMIC AND SOCIAL GEOGRAPHY OF UZBEKISTAN" (ON THE EXAMPLE OF ANDIJAN REGION).....	77
Ibragimova X.S., THE IMPORTANCE OF MUSICAL AESTHETICS IN THE FORMATION OF MUSICAL CULTURE .....	80
Irgasheva D.G., Yunusova Z.V., THE VOLATILE METABOLITS OF BIOGENICAL AMINS OF EXHALED AIR OF MYOCARDIUM INFARCTION .....	84
Islomova S.T., Maxammatova S.X., ANALYSES OF PAINT MATERIALS BY MEANS OF MODERN ANALYTICAL METHODS .....	90
Jumayev I., THE CONVENIENCES OF TEACHING USING AUTOCAD SOFTWARE .....	94
Kadirov R.X., Shukurov R.S., ELECTIVE DISCIPLINE COURSE NATIONAL TURON AND TEACHING METHODS .....	98
Karabayeva M.T., Gafurjonova F.H., Abdusattorova M.M., HOW MUCH POMEGRANATES CAN BE STORED IN THE REFRIGERATOR .....	102
Karimova J.Sh., INCREASING MOTIVATION IN ENGLISH LESSONS ...	107
Khasanov U.A., SCIENTIFIC POTENTIAL OF DOCTOR WAHBA ZUHAYLI.....	110
Khodjaeva M., A GRAMMATICAL-TRANSLATIONAL STUDY OF QUALITATIVE SEMI-PREDICATIVE DEVICES IN ENGLISH.....	113
Khodjiev N., THEOLINGUISTICS: MAIN ASSUMPTIONS .....	119
Kubayeva M.T., SAMARQAND VILOYATINING KARBONATLI O'TLOQIBO'Z TUPROQLARI SHAROITIDA KUZGI BUG'DOY ANG'IZIDA AYETISHTIRILGAN MOSHNING GULLASHI VA DUKKAK HOSIL QILISHGA MAKRO- VA MIKROO'G'ITLARNING TA'SIRI .....	123
Madrimova Yo., TRANSLATION PROBLEMS .....	129
Mahmudova Yulduzkhon Sattarova, ALGAE AND THEIR USEFUL PROPERTIES .....	133

Mamasoliev G.M., THE ROLE OF INTRODUCTION OF THE CONCEPT "ECONOMIC PRODUCTION" IN INDUSTRIAL ENTERPRISES IN THE DEVELOPMENT OF SMALL BUSINESS .....	136
Matchanova M., Rahmatullayeva Sh., Komiljonova A., THE ROLE OF THEORY TRANSLATION IN SHORT STORY TRANSLATIONS .....	141
Mingboyeva G.M., Nuriddinova R.J., WAYS AND MEANS OF DEVELOPING SPEECH FOR PRESCHOOL CHILDREN. CHARACTERISTICS OF DEVELOPING THE ARTISTIC SPEECH OF PRESCHOOL CHILDREN.....	144
Mirzayorova S.U., INCREASING THE EFFICIENCY OF NATURAL COLD ACCUMULATION SYSTEM .....	147
Muhammadjonova G., Muzaffarova Sh., Khabibullaeva I., NATIONAL-CULTURAL IN TEACHING UZBEK LANGUAGE STUDYING TEXTS ABOUT VALUES .....	152
Mukhammadzhonova I., Sayidmuradov M., Xudayberduyev A., EXPERIMENTAL STUDIES FOR STUDYING PROCESSES OF COOLING HYDROCARBON VAPORS.....	155
Mukhammadzhonova I., Sayidmuradov M., Xudayberduyev A., ANALYSIS OF EXISTING METHODS OF INTENSIFICATION OF HEAT EXCHANGE IN PIPE HEAT EXCHANGERS .....	160
Muminova K.T., MAIN FEATURES OF ECOLOGICAL EDUCATION .....	167
Nazirova E.Sh., Hodjiev S., MODEL AND METHODS OF CREATING A BIBLIOGRAPHIC ELECTRONIC PLATFORM OF NATIONAL MANUSCRIPTS AND SCIENTIFIC PUBLICATIONS .....	170
Nizamatdinov E.K., NASAF IS A CITY OF SCIENTISTS .....	174
Nizomova M.B., CLASSIFICATION OF PEDAGOGICAL TERMS IN ENGLISH AND UZBEK LANGUAGES .....	178
Nosirov B.G., FARG'ONA VILOYATIGA IQTISODIY TAVSIF VA UNDA TURIZMNING AHAMIYATI.....	183
O`rolova M.J., Isoqova D.I., DEPLETION OF THE OZONE LAYER AND ITS NEGATIVE CONSEQUENCES.....	187
Obidova F.Ya., GREEN INNOVATION IN BUSINESS MARKET.....	191
Qayumova K.Sh., SOURCES OF IBN AL-ASIR'S WORK "AL-KAMIL FI-T-TARIKH" .....	195
Qorayev Sh., STORY NIGHTS IN THE PRESENCE OF AMIR TEMUR ....	199
Kosimova M.B., THE EDUCATIONAL VALUE OF THE WORK "QUTADG'U BILIG" .....	203

Quldasheva N.K., STAGES OF THE DEVELOPMENT OF THE ECONOMY AND ITS GLOBAL ROLE TODAY .....	210
Rakhmanov M.A., LABOR MARKET FORECASTING AND INVESTMENT POLICIES REGARDING DIRECTIONS OF EDUCATION AT HIGHER EDUCATION INSTITUTIONS.....	213
Razakova G.S., HOW CAN TEACHERS AND STUDENTS BECOME MORE CREATIVE?.....	217
Rustamov M.M., Khudaiberdieva Kh.U., ORGANIZATION OF TRAINING IN INFORMATICS.....	220
Sabirov A.A., DETECTION OF SMALL MYOCARDIAL INJURIES AFTER PERCUTANEOUS CORONARY INTERVENTIONS.....	224
Sabirova E.Sh., CLASSIFICATION OF LEGAL TERMS.....	229
Salimova S.F., GENERAL STRUCTURE OF SPINAL ANIMALS FEATURES .....	233
Sattarova N.A., THE IMPORTANCE OF READING STRATEGIES IN DEVELOPING READING SKILL OF B1 LEVEL LEARNERS .....	236
Sarvinoz S.O., Mamatov I.I., ART CARPET WEAVING IS ONE OF THE FORCES THAT LIFT THE HUMAN MOOD.....	240
Sharipov S.Ya., Rasulov A.A., Islomov F.Sh., STORAGE AND PROCESSING OF APRICOTS IN UZBEKISTAN.....	244
Shukurova S.O., Kurbonova Sh.Sh., ONLINE GAMES ARE BECOMING HANDY TOOLS FOR ENGLISH LANGUAGE TEACHERS TO EXPLAIN NEW VOCABULARY FOR BOTH ADULT AND YOUNG LEARNERS ..	248
Sultanova G.A., Abdusattorova M.M., Saydullayeva M.E., METHODS FOR DETERMINING GRAIN QUALITY AND PURITY INDICATORS .....	252
Tashmatova G.A., Primkulova G.N., AGE-SPECIFIC APARAMETERS OF THE HEART IN PATIENTS WITH COMBINED MITRAL DEFECT.....	255
Tohirova D.M., Aminova N.R., Odilov B.O., PECULIARITIES OF GASTRONOMIC TOURISM AND POTENTIAL TO GROWTH IN UZBEKISTAN .....	260
Topilova M.A., INTERACTIVE METHODS OF TEACHING ENGLISH LANGUAGE AT SCHOOL.....	266
Turakulova O.N., FEATURES OF MEDICAL TERMINOLOGIES IN TAJIK, UZBEK AND ENGLISH LANGUAGES .....	270
Umarova Z.O., BUSINESS OPPORTUNITY FOR TOURISM DEVELOPMENT .....	275
Usmonova N.I., THE ROLE OF ICT IN TEACHING BIOLOGY AT SCHOOL .....	279



Utaeva I.B., INNOVATIVE APPROACH TO TEACH ENGLISH .....	281
Valiyeva Z.S., Isakova D.Z., IMMUNE STATUS AND PROCESSES OF LIPID PEROXIDATION IN PATIENTS WITH HYPERTENSION .....	285
Xakimova N.N., EVALUATION OF KINEMATIC AND GEOMETRIC PARAMETERS OF DISC KNIVES OF MOBILE SUTTER CUTTING MACHINES.....	289
Xakimova N.N., USE OF SEWING CUTTING MACHINES .....	292
Xamraxonova S.J., THE LINGUOCULTURAL LANDSCAPE OF THE WORLD AND ITS REFLECTION IN LANGUAGE .....	294
Yetmisheva D.G., COMPETENT APPROACHES OF TEACHERS IN TECHNOLOGY .....	297
Yo'ldashaliyev I., DEVELOPMENT OF PROFESSIONAL COMPETENCE OF STUDENTS OF SPECIAL MILITARY EDUCATIONAL INSTITUTIONS	301
Абдилхаева З.А., ОПТИМИЗАЦИЯ НУТРИТИВНОЙ ПОДДЕРЖКИ БОЛЬНЫХ С ХРОНИЧЕСКОЙ БОЛЕЗНЬЮ ПОЧЕК .....	310
Абдужаббаров Ш.А., ИСТОРИЧЕСКИЕ, РЕЛИГИОЗНЫЕ И ФИЛОСОФСКИЕ ФАКТОРЫ, ВЛИЯЮЩИЕ НА СТАНОВЛЕНИЕ, ФОРМИРОВАНИЕ СОВРЕМЕННОГО ОБРАЗОВАНИЯ В РЕСПУБЛИКЕ КОРЕЯ .....	314
Акабиров Л.И., Гафуров К.Х., Мажидов К.Х., ИССЛЕДОВАНИЕ ФИЗИКО-ХИМИЧЕСКОЙ ХАРАКТЕРИСТИКИ МЕСТНЫХ СОРТОВ ТЫКВЫ.....	338
Акбаева Х.Б., ИСПОЛЬЗОВАНИЕ СОВРЕМЕННЫХ ТЕХНОЛОГИЙ В ПРОЦЕССЕ ДИСТАНЦИОННОГО ОБУЧЕНИЯ СТУДЕНТОВ .....	343
Аминова Д.А., СЕРДЕЧНО-СОСУДИСТАЯ ПАТОЛОГИЯ ПРИ ХРОНИЧЕСКОЙ ОБСТРУКТИВНОЙ БОЛЕЗНИ ЛЕГКИХ .....	347
Арсенова Е.А., СРАВНИТЕЛЬНЫЙ АНАЛИЗ БЮДЖЕТОВ СУБЪЕКТОВ РФ (НА ПРИМЕРЕ СУБЪЕКТОВ СЕВЕРО-ЗАПАДНОГО ФЕДЕРАЛЬНОГО ОКРУГА) .....	354
Арсланов В.Н., АКТУАЛЬНЫЕ ПРОБЛЕМЫ ОБЕСПЕЧЕНИЯ ЭКОНОМИЧЕСКОЙ БЕЗОПАСНОСТИ НАЦИОНАЛЬНОЙ ЭКОНОМИКИ.....	354
Архипцев А.В., КРИТЕРИИ ВЫБОРА СРЕДСТВ ИНДИВИДУАЛЬНОЙ ЗАЩИТЫ ОРГАНОВ ДЫХАНИЯ И ЗРЕНИЯ ПОЖАРНЫХ .....	359
Арчакова Ю.Р., ЗНАЧЕНИЕ СИСТЕМЫ УПРАВЛЕНИЯ ПЕРСОНАЛОМ В ОРГАНИЗАЦИИ .....	366

Ахмедов Р.М., Муйдинов С., Согинбоева У.С., Мухитдинова Ш., СОВЕРШЕНСТВОВАНИЕ СИСТЕМЫ ПОДГОТОВКИ СПЕЦИАЛИСТОВ ДОРОЖНОЙ ОТРАСЛИ .....	370
Ахророва Л., ПРАВДА, КОТОРУЮ ЗНАЛИ ВСЕ, НО НИКТО НЕ ГОВОРИЛ (РАЗМЫШЛЕНИЯ О ПРОИЗВЕДЕНИИ ТАГАЯ МУРАДА «ПОЛЯ МОЕГО ОТЦА») .....	379
Бахритдинов З.П., ПОВЫШЕНИЕ ЭФФЕКТИВНОСТИ НАРУЖНОГО ОТИТА ПРИ ПОМОЩИ ГИРУДОТЕРАПИИ.....	388
Бекмуратова С., Хакимов Н.С., УЛЬТРАЗВУКОВАЯ ДИАГНОСТИКА ОРГАНОВ БРЮШНОЙ ПОЛОСТИ .....	392
Беньковская О.Г., ОСОБЕННОСТИ АНАЛИЗА ФИНАНСОВЫХ РЕЗУЛЬТАТОВ НА ПРЕДПРИЯТИЯХ ТОРГОВЛИ .....	396
Бобожонова С.Ю., КЛИНИЧЕСКИЕ И ПСИХОФИЗИОЛОГИЧЕСКИЕ ОСОБЕННОСТИ ГОЛОВНОЙ БОЛИ НАПРЯЖЕНИЯ У ПОДРОСТКОВ С НЕВРО-СОМАТИЧЕСКОЙ ПАТОЛОГИЕЙ.....	402
Болтаев Б.Х., Болтаев Х.Х., ЭКОНОМИЧЕСКАЯ ЭФФЕКТИВНОСТЬ УДОБРЕНИЙ ПРИ ИНТЕНСИВНАЯ ТЕХНОЛОГИЯ ВОЗДЕЛЫВАНИЯ ТОНКОВОЛОКНИСТОГО ХЛОПЧАТНИКА.....	406
Болтаева Ф.Т., Эсанов Ж., РОЛЬ МАХАЛЛЫ В ВОСПИТАНИИ ПОДРАСТАЮЩЕГО ПОКОЛЕНИЯ .....	415
Будыкин М.В., ЗАКОНОДАТЕЛЬНОЕ РЕГУЛИРОВАНИЕ ГОСУДАРСТВЕННОЙ КАДРОВОЙ ПОЛИТИКИ В РФ .....	419
Вохидов А.К., ЦИФРОВЫЕ ТЕХНОЛОГИИ КАК ФАКТОР ПОВЫШЕНИЯ ЭФФЕКТИВНОСТИ ПОЛИГРАФИЧЕСКОЙ ОТРАСЛИ.....	423
Глушков Г.Е., Мораренко Е.В., ТЕХНОЛОГИЧЕСКОЕ ОБОРУДОВАНИЕ АВТОМАТИЗИРОВАННОГО ПРОИЗВОДСТВА .....	427
Глушков Г.Е., Чербуленко А.В., Мораренко Е.В., ЭФФЕКТИВНОСТЬ ОРГАНИЗАЦИИ ПОДГОТОВКИ ИНЖЕНЕРОВ БУДУЩЕГО: ТЕОРЕТИЧЕСКИЙ АСПЕКТ .....	431
Голынков Е.Н., ИННОВАЦИИ В СФЕРЕ КУЛЬТУРЫ ОРЕНБУРГСКОЙ ОБЛАСТИ.....	436
Гуломжонов К.Д., Гофуров К.С., Кобилов Ш.М., Абдукодиров У.Т., ОСОБЕННОСТИ ЛЕЧЕНИЯ ПРОГРЕССИРУЮЩЕЙ МЫШЕЧНОЙ ДИСТРОФИИ.....	440
Дадажонова О., Хакимов Н.С., УЛЬТРАЗВУКОВАЯ ДИАГНОСТИКА ЗАБОЛЕВАНИЙ ОКОЛОНОСОВЫХ ПАЗУХ .....	445

Дорджиева К.С., ХАРАКТЕРИСТИКА СИСТЕМЫ ОБРАЗОВАНИЯ РЕСПУБЛИКИ КАЛМЫКИЯ .....	449
Дусбеков Т.М., ИСПОЛЬЗОВАНИЕ ТРАДИЦИОННЫХ МЕТОДОВ ДЛЯ ПОВЫШЕНИЯ ПРОДУКТИВНОСТИ ПОЧВЫ И ПОВЫШЕНИЯ УРОЖАЙНОСТИ.....	454
Еловенко Д.А., МЕХАНИЗМЫ РЕАЛИЗАЦИИ СОЦИАЛЬНОЙ ПОЛИТИКИ .....	457
Есбасынова Н.П., РОЛЬ САМОСТОЯТЕЛЬНОГО ОБУЧЕНИЯ В ПРЕПОДАВАНИИ ИНОСТРАННОГО ЯЗЫКА .....	460
Жайбергенова Ж.Б., Абдирашитова Г.С., РЕАБИЛИТАЦИЯ БОЛЬНЫХ С АРТЕРИАЛЬНОЙ ГИПЕРТЕНЗИЕЙ .....	464
Жалилов Б.С., Дехканов Г., ОБЕСПЕЧЕНИЕ ПРОДОВОЛЬСТВЕННОЙ БЕЗОПАСНОСТИ СТРАНЫ ЯВЛЯЕТСЯ СЕГОДНЯ АКТУАЛЬНОЙ ЗАДАЧЕЙ.....	474
Землякова С.Н., ОСОБЕННОСТИ НАЛОГОВОГО УЧЕТА ПРИ ПАТЕНТНОЙ СИСТЕМЕ В РОЗНИЧНОЙ ТОРГОВЛЕ .....	478
Зотеева К.С., ВЛИЯНИЕ ЭКОНОМИЧЕСКИХ КРИЗИСОВ НА СТРОИТЕЛЬНУЮ ОТРАСЛЬ .....	482
Иванова Л.А., РАЗРАБОТКА МАРКЕТИНГОВОЙ СТРАТЕГИИ МИКРОПРЕДПРИЯТИЯ ООО «РЕЛИЗ».....	486
Иргашева Д.Г., Касимова Н.Д., ПУРИНОВЫЙ ОБМЕН И МИКРОАЛЬБУМИНУРИЯ У БОЛЬНЫХ МЕТАБОЛИЧЕСКИМ СИНДРОМОМ .....	496
Исламова С.Т., Убайдуллаев К.Т., ВЗАИМОСВЯЗЬ ХИМИЧЕСКОГО СОСТАВА АВТОМОБИЛЬНЫХ КРАСОК С КЛАССИФИКАЦИОННЫМИ ПРИЗНАКАМИ.....	503
Исмаилов Н.Т., МАТЕМАТИЧЕСКИЙ МОДЕЛЬ РАСЧЕТА ДЕФОРМАЦИОННЫХ ПРОЦЕССОВ ТЕХНОЛОГИИ ТЕКСТИЛЬНЫХ ОБОЛОЧЕК .....	508
Кальдинов А.И., ИНФОРМАЦИОННАЯ БЕЗОПАСНОСТЬ КАК НЕОБХОДИМОЕ УСЛОВИЕ РАЗВИТИЯ ЭКОНОМИКИ ЦИФРОВОГО ТИПА .....	518
Камилова Н.А., ИНТЕРПРЕТАЦИЯ ПОНЯТИЯ «БЕДНОСТЬ» И ПОВЫШЕНИЕ УРОВНЯ БЛАГОСОСТОЯНИЯ НАСЕЛЕНИЯ УЗБЕКИСТАНА.....	523
Караева К.Н., ЧЕТ ТИЛ ЎҚИТИШНИНГ ДИДАКТИК АСОСЛАРИ ХУСУСИДА .....	530

Каримов М.А., РОЛИ ИНВЕСТИЦИЙ В РАЗВИТИИ ПРОМЫШЛЕННОСТИ .....	536
Козимжонова И.Ф., Аграновский М.Л., Муминов Р.К., Салиев М.М., КОМПЛЕКСНЫЙ ПОДХОД В ПРОФИЛАКТИКЕ СУИЦИДОВ И СУИЦИДАЛЬНЫХ РИСКОВ НЕСОВЕРШЕННОЛЕТНИХ .....	540
Козимжонова И.Ф., Аграновский М.Л., Муминов Р.К., Азимова Г.А., КЛИНИЧЕСКАЯ ТИПОЛОГИЯ ЛИЧНОСТИ ПАЦИЕНТОВ С НЕЗАВЕРШЕННЫМИ СУИЦИДАМИ И АЛГОРИТМ ПРОФИЛАКТИКИ ПОВТОРНЫХ СУИЦИДАЛЬНЫХ ДЕЙСТВИЙ .....	544
Комилов Н.М., Адхамов Б.В., ТОҚ ҚАТОР ОРАЛАРИГА ИШЛОВ БЕРАДИГАН КОМБИНАЦИЯЛАШГАН МАШИНАНИ ДИСКЛИ ЮМШАТКИЧИНИ ПАРАМЕТРЛАРИНИ АСОСЛАШ .....	550
Кубаева Ш.Т., КОГНИТИВ ИННОВАЦИЯ ЖАМИЯТ ТАРАҚҚИЁТНИНГ АСОСИ СИФАТИДА .....	555
Кудря Ю.С., УПРАВЛЕНИЕ ГОСУДАРСТВЕННЫМ БЮДЖЕТОМ .....	560
Кузибаева Г.С., ЛИТЕРАТУРНЫЙ АНАЛИЗ КОРОТКИХ РАССКАЗОВ О. ГЕНРИ .....	563
Леготина Е.С., СРАВНИТЕЛЬНАЯ УГОЛОВНО-ПРАВОВАЯ ХАРАКТЕРИСТИКА ГРАБЕЖА, РАЗБОЯ И ВЫМОГАТЕЛЬСТВА КАК ПРЕСТУПЛЕНИЙ ПРОТИВ СОБСТВЕННОСТИ .....	569
Малахова Е.Ю., НОРМАТИВНО-ПРАВОВАЯ РЕГЛАМЕНТАЦИЯ ГОСУДАРСТВЕННОГО ЭКОЛОГИЧЕСКОГО НАДЗОРА (КОНТРОЛЯ) В САМАРСКОЙ ОБЛАСТИ .....	578
Малхасян Э.А., ОСОБЕННОСТИ ОЦЕНКИ ДЕЛОВОЙ РЕПУТАЦИИ ОРГАНИЗАЦИИ САНАТОРНО-КУРОРТНОЙ СФЕРЫ .....	582
Мамажонова О.С., СООТНОШЕНИЕ СЕКРЕТОРНОЙ ДЕЯТЕЛЬНОСТИ СЛЮННОЙ АМИЛАЗЫ И ЖЕЛУДОЧНЫХ ЖЕЛЕЗ У ЧЕЛОВЕКА .....	586
Марипова Г.З., НУТҚИЙ КЎНИКМАНИ ЎСТИРИШДА МАТНДАН ФОЙДАЛАНИШНИНГ САМАРАЛИ УСУЛЛАРИ .....	591
Масеева М.К., ИСПОЛЬЗОВАНИЕ МОДУЛЬНОЙ СИСТЕМЫ В ПРЕПОДАВАНИИ РУССКОГО ЯЗЫКА СТУДЕНТАМ-МЕДИКАМ .....	595
Махкамов Д.И., Иноятов Қ.М., Абдуразақов М.А., Ўктамов С.М., МЕХАНОАКТИВАЦИЯ МИНЕРАЛЬНЫХ ПОРОШКОВЫХ ИНГРЕДИЕНТОВ И ИХ ВЛИЯНИЕ НА ПРОЧНОСТНЫЕ СВОЙСТВА КОМПОЗИЦИЙ ДЛЯ ГЕРМЕТИЗИРУЮЩИХ МАСТИК И АСФАЛЬТОБЕТОННЫХ ПОКРЫТИЙ АВТОМОБИЛЬНЫХ ДОРОГ ...	599
Мирзакаримова Д.Б., Юсупова Ш.К., Бекташев И.Б., ХАРАКТЕРИСТИКА И ДЕЙСТВИЯ ОСТРОГО БРОНХИОЛИТА У ИНФЕКЦИОННЫХ ДЕТЕЙ (ЦИТОМЕГАЛОВИРУС) .....	609

Мисиров Ш.Ш., Турабов М.Т., НЕОБХОДИМОСТЬ ИСПОЛЬЗОВАНИЯ ТРЕНАЖЕРОВ ПРИ ПОДГОТОВКЕ ВОЕННЫХ СПЕЦИАЛИСТОВ....	614
Муханова М.Г., ЖИЗНЬ АБДУЛЛА КАДЫРИ И ЕГО ПРОИЗВЕДЕНИЯ .....	620
Надиров Д., Хакимов Н.С., ИССЛЕДОВАНИЕ МЕТАБОЛИЧЕСКОГО СИНДРОМА НА ОСНОВАНИИ АНАЛИЗА УЛЬТРАЗВУКОВЫХ ДАННЫХ.....	623
Нин Цзынзин, НЕУСТОЙЧИВЫЙ СТАТУС ТЕКУЩЕЙ ФИНАНСОВОЙ СТРАТЕГИИ .....	626
Нин Цзынзин, СОСТОЯНИЕ ФИНАНСОВОЙ СТРАТЕГИИ СОВРЕМЕННЫХ ПРЕДПРИЯТИЙ.....	630
Нурматов Х.В., Тожибоева Н.Л., Усмонова С.О., Саиджонова Ф.Л., Бабаева Г.Л., ПРОФИЛАКТИКА РАЗВИТИЕ ВЕНОЗНЫХ ТРОМБОЭМБОЛИИ У ПАЦИЕНТОВ С ОНКОПАТОЛОГИЕЙ.....	633
Парпиева М.С., МЕТОДИКА ПРЕПОДАВАНИЯ МЕДИЦИНСКОЙ ТЕРМИНОЛОГИИ НА ЗАНЯТИЯХ РУССКОГО ЯЗЫКА.....	638
Писарева А.В., АНАЛИЗ СОЦИАЛЬНО-ЭКОНОМИЧЕСКИХ ПОСЛЕДСТВИЙ ТЕНЕВОЙ ЭКОНОМИКИ .....	642
Подскребайлина Е.А., АКТУАЛЬНЫЕ ПРОБЛЕМЫ УЧЁТА ТОВАРНО-МАТЕРИАЛЬНЫХ ЦЕННОСТЕЙ .....	648
Полатов М., ПОВЫШЕНИЕ ЭФФЕКТИВНОСТИ СТРОИТЕЛЬСТВА ЗДАНИЙ И СООРУЖЕНИЙ ЗА СЧЕТ ИЗУЧЕНИЯ ОПТИМАЛЬНОГО РЕШЕНИЯ БЕЗПЕСОЧНОГО СОСТАВА БЕТОНА.....	651
Прилуков С.А., Гришина Е.Н., ЭКОНОМИЧЕСКОЕ СОСТОЯНИЕ И ПРОБЛЕМЫ РАЗВИТИЯ ПРОМЫШЛЕННЫХ ПРЕДПРИЯТИЙ КИРОВСКОЙ ОБЛАСТИ.....	655
Рабаданов А.А., ОСНОВНЫЕ НАПРАВЛЕНИЯ РАЗВИТИЯ МЕЖНАЦИОНАЛЬНЫХ ОТНОШЕНИЙ В РОССИЙСКОЙ ФЕДЕРАЦИИ .....	661
Рахимова К.Н., ЭФФЕКТИВНОСТЬ ОРГАНИЗАЦИИ ПРЕПОДАВАНИЯ УЗБЕКСКОГО ЯЗЫКА НА ОСНОВЕ ИНТЕРАКТИВНЫХ ТЕХНОЛОГИЙ .....	666
Рахманов Б.Б., ПРЕДПОСЫЛКИ И ФАКТОРЫ РАЗВИТИЯ ПРОМЫШЛЕННОСТИ В ТАШКЕНТСКОМ ЭКОНОМИЧЕСКОМ РАЙОНЕ .....	670
Рашидова М.А., ПРЕДСТАВЛЕНИЕ О ГОСУДАРСТВЕ И ВЛАСТИ В ОСМАНСКОЙ ИМПЕРИИ .....	676

Россель А.С., УПРАВЛЕНИЕ ИННОВАЦИОННОЙ ТРАНСФОРМАЦИЕЙ УЧРЕЖДЕНИЯМИ СОЦИАЛЬНОЙ СФЕРЫ НА ПРИМЕРЕ ДЕТСКИХ ДОМОВ И ДОМОВ ПРЕСТАРЕЛЫХ .....	680
Рустамова Д.Д., ФАКТОРЫ РАЗВИТИЯ ИННОВАЦИОННОЙ ДЕЯТЕЛЬНОСТИ НА СОВРЕМЕННОМ ЭТАПЕ РАЗВИТИЯ ЭКОНОМИКИ: ОПЫТ РАЗВИТЫХ СТРАН.....	687
Сагатов Ш.Б., ЯЗЫКОВАЯ ИГРА В ХУДОЖЕСТВЕННОМ ТЕКСТЕ: ПРОБЛЕМЫ ИНТЕРПРЕТАЦИИ И ПЕРЕВОДА (НА МАТЕРИАЛЕ АНГЛИЙСКОГО ЯЗЫКА) .....	696
Саидова С.М., ЭСТЕТИЧЕСКОЕ ВОСПИТАНИЕ СТУДЕНТОВ НА УРОКОВ РУССКОГО ЯЗЫКА .....	700
Саидова С.М., ЗНАЧЕНИЕ ПОСЛОВИЦ И ПОГОВОРК ПРИ ИЗУЧЕНИЕ РУССКОГО ЯЗЫКА.....	703
Саидова С.М., ВОПРОСЫ СТРАНОВЕДЕНИЯ В ИЗУЧЕНИИ ЯЗЫКА	706
Саидова С.М., ЗАНИМАТЕЛЬНЫЕ ИГРЫ И ЗАДАНИЯ ПРИ ИЗУЧЕНИИ РУССКОГО ЯЗЫКА .....	709
Секлетова Н.Н., Куваева Е.Н., Кондратьев А.И., ТЕСТИРОВАНИЕ КАК ИНСТРУМЕНТ ОЦЕНКИ ЗНАНИЙ .....	712
Селиверстова Н.И., Абатова М.И., РАЗВИТИЕ ВЗАИМОДЕЙСТВИЯ ОРГАНОВ ГОСУДАРСТВЕННОЙ ВЛАСТИ С НАСЕЛЕНИЕМ НА РЕГИОНАЛЬНОМ УРОВНЕ .....	716
Селиверстова Н. И., Абатова М.И., УПРАВЛЕНИЕ ИННОВАЦИОННОЙ ДЕЯТЕЛЬНОСТЬЮ В СФЕРЕ ВЗАИМОДЕЙСТВИЯ ОРГАНОВ ГОСУДАРСТВЕННОЙ ВЛАСТИ С НАСЕЛЕНИЕМ .....	721
Семенов А., СТИМУЛИРОВАНИЕ ТРУДА РАБОТНИКОВ ДИСТАНЦИИ ЭЛЕКТРОСНАБЖЕНИЯ ОАО РЖД .....	726
Серова А.С., ОСНОВНЫЕ НАПРАВЛЕНИЯ РЕФОРМИРОВАНИЯ НАЛОГА НА ДОБАВЛЕННУЮ СТОИМОСТЬ В РОССИЙСКОЙ ФЕДЕРАЦИИ .....	732
Сидорова О.В., ИННОВАЦИОННЫЕ ТЕХНОЛОГИИ В ГОСУДАРСТВЕННОЙ СОЦИАЛЬНОЙ ПОЛИТИКЕ В СФЕРЕ ЗАНЯТОСТИ МОЛОДЁЖИ: СОЦИАЛЬНЫЙ АСПЕКТ .....	740
Согомонян М.Р., УПРАВЛЕНИЕ ПРОЦЕССОМ АДАПТАЦИИ ПЕРСОНАЛА ОТДЕЛА ГОСУДАРСТВЕННОЙ КАДАСТРОВОЙ ОЦЕНКЕ «ЗАБГЕОИНФОРМЦЕНТР» .....	753
Соловьёв А.С., ОСНОВНОЕ МЕТРИЧЕСКОЕ ТОЖДЕСТВО НА БИНАРНЫХ СООТВЕТСТВИЯХ В АЛГЕБРЕ КЛИФФОРДА .....	757



Соловьёв А.С., ОСНОВНОЕ МЕТРИЧЕСКОЕ ТОЖДЕСТВО В ТЕОРИИ ИНДЕКСОВ СТАТИСТИКИ.....	761
Стельмашенко О.В., Астраханцева И.В., ОСОБЕННОСТИ МОТИВАЦИОННОЙ СИСТЕМЫ СОВРЕМЕННОЙ РОССИЙСКОЙ ОРГАНИЗАЦИИ (НА ПРИМЕРЕ КОМПАНИИ «РОСДЕНЬГИ») .....	765
Стельмашенко О.В., Астраханцева И.В., ОЦЕНКА ПЕРСОНАЛА КОМПАНИИ НА ПРИМЕРЕ АТТЕСТАЦИИ МОНТАЖНИКОВ ЗАВОДА ОКОН «АЛЮКОМ».....	771
Сулейманова Ш.А., ВНЕДРЕНИЕ ИНФОРМАЦИОННОЙ СИСТЕМЫ КОРПОРАТИВНОГО УПРАВЛЕНИЯ ДЛЯ ПОВЫШЕНИЯ ЭФФЕКТИВНОСТИ ПРЕДПРИЯТИЙ.....	777
Суржицкая Л.И., МЕСТО ОЦЕНКИ АТТЕСТАЦИИ ПЕРСОНАЛА .....	781
Суркова Н.А., ОСНОВНЫЕ НАПРАВЛЕНИЯ РАЗВИТИЯ СИСТЕМЫ ГОСУДАРСТВЕННОЙ ПОДДЕРЖКИ МАЛОГО ПРЕДПРИНИМАТЕЛЬСТВА В РФ .....	789
Суркова Д.А., СОВЕРШЕНСТВОВАНИЕ ИНТЕРНЕТ - МАРКЕТИНГА НА ПРЕДПРИЯТИИ.....	793
Суюнов Д.М., Мадазимов М.М., ОСОБЕННОСТИ ЛЕЧЕБНО-ДИАГНОСТИЧЕСКОЙ ТАКТИКИ ПРИ БИЛИАРНОМ ПАНКРЕАТИТЕ У ЛИЦ ПОЖИЛОГО ВОЗРАСТА .....	797
Тохирова Д.М., Исмоилжонова Н.Э., Носиров Б.Г., ТУРИЗМ В УЗБЕКИСТАНЕ .....	804
Троянская М.А., Савинкова А.В., СОВРЕМЕННЫЕ ПРОБЛЕМЫ РАЗВИТИЯ МАЛОГО БИЗНЕСА И ПУТИ ИХ РЕШЕНИЯ .....	808
Тугушева А.Б., Аралбаева Г.Г., КАДРОВАЯ ПОЛИТИКА КАК ИНСТРУМЕНТ ПОВЫШЕНИЯ ЭФФЕКТИВНОСТИ МУНИЦИПАЛЬНОГО УПРАВЛЕНИЯ.....	812
Узакова К.Е., ПРОБЛЕМА ПРЕПОДАВАНИЕ ИНОСТРАННЫХ ЯЗЫКОВ (АНГЛИЙСКИЙ ЯЗЫК) В ГОРНЫХ ИНСТИТУТАХ.....	817
Умурзаков Б.Н., РОЛЬ ИСКУССТВА И МУЗЫКИ В ОБЛАСТИ ПЕДАГОГИКИ.....	822
Фисунова Д.И., Луханина А.С., РОЛЬ ВНУТРИФИРМЕННОГО ПЛАНИРОВАНИЯ В УСЛОВИЯХ РЫНОЧНЫХ ОТНОШЕНИЙ .....	826
Хакназарова С.А., АБДУЛЛА ШЕР ИЖОДИДА ҲАЁТ ФАЛСАФАСИ .	830
Ханкелдиева Х.К., Мирзаева З.У., Сохибова М.Д., Бахавадинова З.М., ОСОБЕННОСТИ ВЕГЕТАТИВНОГО СТАТУСА У ДЕТЕЙ С БРОНХИАЛЬНОЙ АСТМОЙ .....	834

Хожамуратова Р.Т., Чембарисов Э.И., ИСПОЛЬЗОВАНИЕ ДРЕНАЖНЫХ ВОД ДЛЯ ОРОШЕНИЯ В УСЛОВИЯХ РЕСПУБЛИКИ КАРАКАЛПАКСТАН И ДЕФИЦИТА ОРОСИТЕЛЬНЫХ ВОД .....	843
Холикова Д.С., ФАКТОРЫ РИСКА И ПРОГНОЗИРОВАНИЕ РАННЕЙ МАНИФЕСТАЦИИ НА РАЗВИТИЕ ПРЕДГИПЕРТЕНЗИИ И АРТЕРИАЛЬНОЙ ГИПЕРТЕНЗИИ.....	848
Холмуродова Э.Х., КОГНИТИВНАЯ КОМПЕТЕНЦИЯ .....	852
Хомидов И.И., Махаматова С.Х., Раззаков Н.А., КРАУН-ЭФИРЫ: СТРОЕНИЯ И ПРИМЕНЕНИЯ.....	856
Хомидов И.И., БИОЛОГИЧЕСКИ ВАЖНЫЕ ГЕТЕРОЦИКЛИЧЕСКИЕ СОЕДИНЕНИЯ .....	860
Худойкулов Р.К., Нарзуллоев А.Ш., МЕТОДЫ ОБУЧЕНИЯ С НАУЧНЫМИ ГРАФИЧЕСКИМИ ПРОГРАММАМИ ПО ЧЕРТЕЖУ ГЕОМЕТРИИ И ИНЖЕНЕРНОЙ ГРАФИКИ .....	864
Цзян Ин, ТЕОРЕТИЧЕСКИЕ ОСНОВЫ УПРАВЛЕНИЯ СОБСТВЕННЫМ КАПИТАЛОМ ПРЕДПРИЯТИЯ.....	867
Цзян Ин, ЗАДАЧИ УПРАВЛЕНИЯ КАПИТАЛОМ ПРЕДПРИЯТИЯ.....	872
Чжан Кай, ВОЗНИКНОВЕНИЕ ТРАНСНАЦИОНАЛЬНЫХ КОРПОРАЦИЙ И ЕЕ СУЩНОСТЬ.....	879
Чжан Кай, СУЩНОСТЬ И ДЕЯТЕЛЬНОСТЬ ТНК В СОВРЕМЕННОМ МИРЕ .....	885
Чжао Синь, ТЕОРЕТИЧЕСКИЕ ОСНОВЫ УПРАВЛЕНИЯ ВАЛЮТНЫМИ РИСКАМИ.....	891
Чжао Синь, УПРАВЛЕНИЕ ВАЛЮТНЫМ РИСКОМ.....	897
Шадманова Г., Абдуллаев З.С., Рахманкулова Б.О., ИНФОРМАТИЗАЦИИ ПРОЦЕССОВ УПРАВЛЕНИЯ В СОЦИАЛЬНО-ЭКОНОМИЧЕСКОМ РАЗВИТИИ СЕЛЬСКОГО ХОЗЯЙСТВА .....	905
Шайхисламов Н., ИЗУЧЕНИЕ ЯЗЫКА В СОЦИОЛИНГВИСТИКЕ И КУЛЬТУРА РЕЧИ.....	911
Шарипов Б.Х., ИЗ ИСТОРИИ ДРЕВНЕГО ГРАДОСТРОИТЕЛЬСТВА И АРХИТЕКТУРЫ СРЕДНЕЙ АЗИИ.....	915
Шерматов Б.Э., ПРИЧИНЫ ДЛЯ ИЗУЧЕНИЯ АНГЛИЙСКОГО ЯЗЫКА.....	920
Шитова И.А., ПРОБЛЕМА ПСИХОЛОГИЧЕСКОЙ ГОТОВНОСТИ РОДИТЕЛЕЙ ДОШКОЛЬНИКА С ОГРАНИЧЕННЫМИ ВОЗМОЖНОСТЯМИ ЗДОРОВЬЯ К ИНКЛЮЗИВНОМУ ОБРАЗОВАНИЮ .....	923

Шкерица К.С., ПРОБЛЕМА ОЦЕНКИ РЕЗУЛЬТАТОВ ТРУДА РАБОТНИКОВ КАЧЕСТВЕННЫМИ МЕТОДАМИ ОЦЕНКИ ПЕРСОНАЛА .....	929
Шкерица К.С., РОЛЬ ПЕРСОНАЛЬНОГО РАЗВИТИЯ В ОРГАНИЗАЦИИ .....	936
Шрейдер И.М., РАЗВИТИЕ МАЛОГО ПРЕДПРИНИМАТЕЛЬСТВА В РОССИИ: ПРОБЛЕМЫ И ПУТИ ИХ РЕШЕНИЯ .....	943
Шрейдер И.М., ЗАРУБЕЖНЫЙ ОПЫТ ГОСУДАРСТВЕННОЙ ПОДДЕРЖКИ МАЛОГО ПРЕДПРИНИМАТЕЛЬСТВА .....	950
Эскаев А.И., АКТУАЛЬНЫЕ ПРОБЛЕМЫ ВЗАИМОДЕЙСТВИЯ БАНКОВ И ПРЕДПРИЯТИЙ РЕАЛЬНОГО СЕКТОРОВ ЭКОНОМИКИ В ПРОЦЕССЕ КРЕДИТНЫХ ОТНОШЕНИЙ .....	956
Юй Хунбо, ОСНОВНОЕ СОДЕРЖАНИЕ КОРПОРАТИВНОГО ФИНАНСОВОГО РИСКА.....	960
Юй Хунбо, КРАТКИЙ АНАЛИЗ И ПРОФИЛАКТИКА КОРПОРАТИВНЫХ ФИНАНСОВЫХ РИСКОВ .....	966
Юлдашева С.М., ПУШКИНИАНА В НЕЗАВИСИМОМ УЗБЕКИСТАНЕ .....	972
Юлдашева А.С., СОВРЕМЕННЫЕ МЕТОДЫ ДИАГНОСТИКИ НАРУШЕНИЙ ОРГАНИЗМА ПОСЛЕ ОВАРИЭКТОМИИ .....	976
Юркина О.А., СБАЛАНСИРОВАННОСТЬ БЮДЖЕТОВ СУБЪЕКТОВ РФ И ОЦЕНКА РИСКА ПОТЕРИ ФИНАНСОВОЙ УСТОЙЧИВОСТИ (НА ПРИМЕРЕ СУБЪЕКТОВ СЕВЕРО-ЗАПАДНОГО ФЕДЕРАЛЬНОГО ОКРУГА) .....	981
Юсупов Э.К., МЕТОДИКА ПРЕПОДАВАНИЯ РУССКОГО ЯЗЫКА.....	986
Юсупова Х.И., МИЛЛАТЛАРАРО МУЛОҚОТ МАДАНИЯТИНИ ТАРКИБ ТОПТИРИШ ДОЛЗАРЪ МУАММО СИФАТИДА .....	990
Яминова Н.Х., Тошпулатов Б.Х., Шокирова Г.К., Солиев А.А., β-КЛЕТОЧНАЯ АКТИВАЦИЯ И АНТИ-β-КЛЕТОЧНАЯ ТЕРАПИЯ ПРИ АНКИЛОЗИРУЮЩЕМ СПОНДИЛИТЕ .....	995
<b>АКТУАЛЬНЫЕ ВОПРОСЫ ПОЛИТИКИ И ПРАВА .....</b>	<b>1001</b>
Ахмедов Р.М., Муйдинов С., Согинбоева У.С., Акрамова Д., ЭКОНОМИКО-МАТЕМАТИЧЕСКОЕ МОДЕЛИРОВАНИЕ СРОКОВ ПРОВЕДЕНИЯ РЕМОНТА И РЕКОНСТРУКЦИИ МОСТОВ .....	1001
Исаченко М.В., УГОЛОВНАЯ ОТВЕТСТВЕННОСТЬ ЗА ПРЕСТУПЛЕНИЯ ПРОТИВ ОБЩЕСТВЕННОЙ БЕЗОПАСНОСТИ, СВЯЗАННЫЕ С УСТРАШЕНИЕМ НАСЕЛЕНИЯ И ОКАЗАНИЕМ ВОЗДЕЙСТВИЯ НА ПРИНЯТИЕ РЕШЕНИЯ ОРГАНАМИ ВЛАСТИ. 1007	

Тарханова Ю.В., КОМПОЗИЦИЯ ЗАЩИТИТЕЛЬНОЙ РЕЧИ АДВОКАТА .....	1015
Чудопалова Н.В., ЭФФЕКТИВНОСТЬ ГОСУДАРСТВЕННОЙ ГРАЖДАНСКОЙ СЛУЖБЫ .....	1020
<b>СОВРЕМЕННЫЕ НАУКИ И ОБРАЗОВАНИЕ</b> .....	1028
Байханова Н., ХАРАКТЕРИСТИКА ИММУНОПАТОЛОГИЧЕСКИХ СДВИГОВ ПРИ НЕФРОТИЧЕСКОМ СИНДРОМЕ У ДЕТЕЙ С ЛИМФАТИЧЕСКИМ ДИАТЕЗОМ .....	1028
Биктимерова Ю.Ф., ТЕОРЕТИЧЕСКИЕ ОСНОВЫ КОРРУПЦИИ. ОСНОВНЫЕ НАПРАВЛЕНИЯ АНТИКОРРУПЦИОННОЙ ПОЛИТИКИ РОССИИ .....	1034
Валиева М.Ю., Яминова Н.Х., Абдувалиева Г.Т., Якуббекова М.К., ВЫЯВЛЯЕМОСТЬ ПОРАЖЕНИЙ ОРГАНОВ МИШЕНИ И АССОЦИИРОВАННЫХ КЛИНИЧЕСКИХ СОСТОЯНИЙ У ПОПУЛЯЦИИ С ПРЕДГИПЕРТЕНЗИЕЙ И АРТЕРИАЛЬНОЙ ГИПЕРТЕНЗИЕЙ .....	1038
Исмоилов И.И., СОВРЕМЕННАЯ КОНЦЕПЦИЯ ДИАГНОСТИКИ ЗАБОЛЕВАНИИ ПЕРИФЕРИЧЕСКИХ АРТЕРИИ.....	1042
Матсаидова С.Х., Пулатова К.Д., РОЛЬ ПОЧВЕННОГО ПОКРОВА В ЖИЗНИ ЗЕМЛИ.....	1047
Мирзакаримова Д.Б., Каюмов А.М., Абдукодиров Ш.Т., ИНТЕНСИВНАЯ ТЕРАПИЯ ОСТРЫХ КИШЕЧНЫХ ИНФЕКЦИЯ У ДЕТЕЙ.....	1050
Мирзакаримова Д.Б., Маматхужаев А.С., Байханова Н., ПОКАЗАТЕЛИ РОСТА ПАРАМЕТРОВ ТАЗА У ШКОЛЬНИКОВ И ИХ ПОЛОВЫЕ ОСОБЕННОСТИ.....	1055
Терлецкая С.В., ПОНЯТИЕ И СУЩНОСТЬ АНАЛИЗА ФОРМИРОВАНИЯ И ИСПОЛЬЗОВАНИЯ ПРИБЫЛИ ОРГАНИЗАЦИИ .....	1060
Шоюсупов Ш.А., НЕ ЕДИНСТВЕННОСТЬ ТРАНСЛЯЦИОННО-ИНВАРИАНТНАЯ МЕРА ГИББСА ДЛЯ ОДНОГО ТИПА ИЗ <i>НС</i> МОДЕЛИ НА ДЕРЕВЕ КЭЛИ .....	1064
<b>СОВРЕМЕННЫЕ ТЕХНОЛОГИИ УПРАВЛЕНИЯ ОРГАНИЗАЦИЕЙ</b> .....	1069
Балыкин С.В., ИНДИВИДУАЛЬНОЕ ПРЕДПРИНИМАТЕЛЬСТВО В РЕСПУБЛИКЕ БЕЛАРУСЬ И РОССИЙСКОЙ ФЕДЕРАЦИИ: СРАВНИТЕЛЬНЫЙ АНАЛИЗ.....	1069
Бессмертная В.В., ЭФФЕКТИВНАЯ СИСТЕМА ОБУЧЕНИЯ КАК ОСНОВА РАЗВИТИЯ КАДРОВОГО ПОТЕНЦИАЛА ОРГАНИЗАЦИИ .....	1073

Бессмертная В.В., ОЦЕНКА РЕЗУЛЬТАТОВ И ЭФФЕКТИВНОСТИ ВНУТРИФИРМЕННОГО ОБУЧЕНИЯ ПЕРСОНАЛА В ОРГАНИЗАЦИИ .....	1076
Локтионова Е.А., ОСНОВНАЯ ХАРАКТЕРИСТИКА ТРУДОВОГО ПОТЕНЦИАЛА .....	1080
Мещерина Н.В., ОРГАНИЗАЦИЯ КОНТРОЛЯ В ДЕЯТЕЛЬНОСТИ ДОШКОЛЬНОГО ОБРАЗОВАТЕЛЬНОГО УЧРЕЖДЕНИЯ: НОРМАТИВНО-ПРАВОВЫЕ, МЕТОДОЛОГИЧЕСКИЕ И СОДЕРЖАТЕЛЬНЫЕ АСПЕКТЫ .....	1083
Мирошникова В.И., Романенко О.А., О НОВЫХ МЕТОДАХ И СИСТЕМАХ УЧЕТА ЗАТРАТ .....	1090
Сидоренко Д.В., ФИНАНСОВАЯ СТРУКТУРА, КАК ИНСТРУМЕНТ УПРАВЛЕНИЯ ФИРМОЙ .....	1094
Смирнов В.А., КАДРОВЫЙ РЕЗЕРВ ПРЕДПРИЯТИЯ И НАПРАВЛЕНИЯ ЕГО СОВЕРШЕНСТВОВАНИЯ .....	1099
Чадина И.А., Крайнова А.Н., Манукян Г.А., СОВРЕМЕННЫЕ ИНСТРУМЕНТЫ УПРАВЛЕНИЯ КАЧЕСТВОМ.....	1105

ЭЛЕКТРОННОЕ НАУЧНО-ПРАКТИЧЕСКОЕ  
ПЕРИОДИЧЕСКОЕ МЕЖДУНАРОДНОЕ ИЗДАНИЕ

## *«Экономика и социум»*

Выпуск № 10(77) 2020

Сайт: <http://www.iupr.ru>

Издательство: ООО "Институт управления и социально-  
экономического развития", Россия, г. Саратов

Дата издания: Октябрь 2020