

Today's Xerox is a company on the move with entrepreneurial grit and genuine competitive advantages, including the unbeatable blend of a broad range of diverse Services and innovative Document Technologies. Most important, we have talented and empowered people who are committed to growing our business with world-class service and technological advancements that simplify the ways work gets done.

Our Business

Business Overview

Xerox is the world's leading enterprise for business process and document management. We provide services, technology and expertise to enable our customers – from small businesses to large global enterprises – to focus on their core business and operate more effectively. The key areas in which we help businesses are:

Business Process Outsourcing

We are the largest worldwide diversified business process outsourcing company with an expertise in managing transaction-intensive processes. This includes services which support all enterprises through offerings such as customer care, finance and accounting and human resources, as well as vertically focused offerings in areas such as healthcare, transportation, retail and telecommunications, among others.

Information Technology Outsourcing

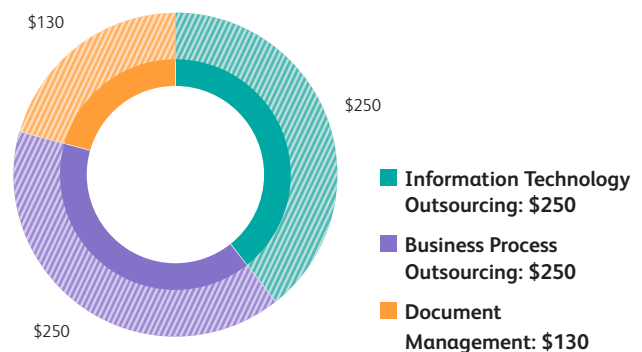
We specialize in designing, developing and delivering effective IT solutions that leverage our secure data centers, help desks and managed storage facilities around the world to provide a reliable IT infrastructure.

Document Technology and Document Outsourcing

Our document technology products and solutions support the work processes of our customers and provide them an efficient, cost effective printing and communications infrastructure. Our managed print services offering helps customers optimize the use of document systems across small businesses or large global enterprises.

We are a leader in a large, diverse and growing market estimated at over \$600 billion. The global **business process outsourcing** and **information technology outsourcing** markets are estimated at roughly \$250 billion each. These markets are very broad, encompassing horizontal business processes as well as industry-specific processes.

Market Size (in millions)



These market estimates are calculated by leveraging third party forecasts from firms such as Gartner and NelsonHall in conjunction with our assumptions about our markets.

The **document management** market is estimated at roughly \$130 billion. This market is comprised of the document systems, software, solutions and services that our customers have relied on for years to help run their businesses and reduce their costs. Xerox led the establishment of the managed print services market and continues to be the industry leader today.



Core Strengths

Our Brand
 Global Presence
 Renowned Innovation
 Operational Excellence

Businesses

Business Process Outsourcing
 IT Outsourcing
 Document Outsourcing
 Document Technology

Growth Drivers

Expand Globally
 Capitalize on Advantaged Verticals
 Disciplined Management of Portfolio
 Leverage Document Technology Leadership
 Expand Customer Relationships
 Invest in New Services

Our Strategy and Business Model

We are well-positioned to lead in the markets in which we participate. At the heart of our strategy is the creation of sustained shareholder value through EPS growth and strong cash flow.

Our core strengths which drive our strategy include:

- **Our Brand** – We have a well-recognized and respected brand that is known by businesses worldwide for delivering industry-leading document technology, services and solutions. It continues to be ranked in the top percentile of the most valuable global brands.
- **Global Presence** – Our geographic footprint spans 160 countries and allows us to serve customers of all sizes to deliver superior technology and services regardless of complexity or number of customer locations.
- **Renowned Innovation** – We have a history of innovation and, with more than 11,500 active U.S. patents and five global research centers, we continue to lead the document technology industry and to take our technology into new service areas. See the “Innovation and RD&E” section for additional information about our renowned innovation.

- **Operational Excellence** – We have an operational excellence model that leverages our global delivery capabilities, production model, incentive-based compensation process, proprietary systems and financial discipline to deliver productivity and lower costs for our customers and for our business.

We use our core strengths and market opportunities to grow our businesses by executing on the following growth drivers:

- **Expand Globally** – We leverage our global presence and customer relationships to expand our BPO and ITO services internationally. The majority of our BPO and ITO revenues are currently derived from services provided to customers in the United States. In addition, we will continue to grow globally through acquisitions. Three of our 2012 acquisitions were made outside of the United States.
- **Capitalize on Advantaged Verticals** – Within our Services and Document Technology segments, we serve verticals in which we have deep expertise resulting from years of experience, strong customer relationships, large scale and our renowned innovation. Capitalizing on the opportunities that these strengths provide us will continue to be key to growth.

Our Business

An example of an advantaged vertical is healthcare, where we have built a \$2 billion business that touches every aspect of the industry – government, provider, payer, employer and pharma. In addition, we apply our innovation to differentiate our offerings. As a result, we are positioned to capitalize on current industry trends, including the changes presented by health reform. We also view transportation, wireless communications and graphic communications, among others, as advantaged verticals in which we have a leading position, strong capabilities and attractive market opportunities.

- **Disciplined Management of Portfolio** – Xerox has the most broad and diverse set of offerings in the Services segment and the most complete product portfolio in the Document Technology business. Our acquisitions are targeted at businesses that will increase our Services capabilities, position us in attractive Services segments and provide us with a greater global presence. We will continue to focus on managing our portfolio to maximize profitable growth.
- **Leverage Document Technology Leadership** – Xerox is the market share leader in the Document Technology market. We led the establishment of the managed print services (“MPS”) market and we continue to lead this area of market growth. Our MPS offerings continue to expand, and now consist of a continuum of offerings that serve large enterprise down through small and mid-size businesses. In addition, we leverage our leadership in Document Technology to help grow our business process outsourcing and IT outsourcing businesses.
- **Expand Customer Relationships** – We expand customer relationships through a strategy of “penetrate and radiate.” As we establish relationships, we prove our capabilities and then work with the customer to determine other areas where we can improve their operations and drive down costs by managing non-core parts of their business. Our wide array of Services offerings enables us to do this effectively and results in a win-win for Xerox and our customers.
- **Invest in New Services** – Our Services acquisitions are a key element of our strategy. We target companies that provide new capabilities, offer access to adjacent services areas or expand our geographic presence. We will continue to invest in new services to grow our business profitably.

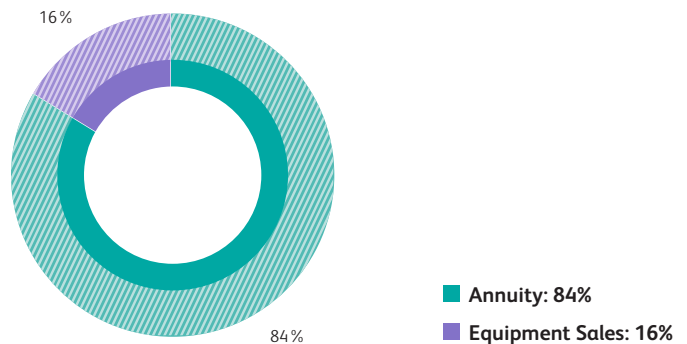
Annuity-Based Business Model

Through our annuity-based business model, we deliver significant cash generation and have a strong foundation upon which we can expand earnings.

The fundamentals of our business are based on an annuity model that drives significant recurring revenue and cash generation. Approximately 84 percent of our 2012 total revenue was annuity-based revenue that includes contracted services equipment maintenance, consumable

supplies and financing, among other elements. The remaining 16 percent of our revenue comes from equipment sales, either from lease agreements that qualify as sales for accounting purposes or outright cash sales.

Revenue Stream



Our strategy and business model fundamentals translate into the following 2013 priorities:

- managing our Services business for growth;
- maintaining our leadership in Document Technology;
- managing our business with a focus on operational excellence; and
- delivering strong cash flow and returning value to shareholders.

Acquisitions

Consistent with our strategy to expand our Services offerings through acquisitions, we acquired the following companies in 2012:

In July 2012 we acquired:

- **Wireless Data Services (“WDS”)**, a telecommunications technical support and consultancy firm headquartered in the U.K. WDS uses a proprietary cloud-based platform called GlobalMine™ to capture, analyze and manage millions of technical support interactions across thousands of different types of mobile devices.
- **Lateral Data**, a leading e-discovery technology provider based in the United States. Lateral Data’s flagship software, Viewpoint™, brings simplicity and affordability to e-discovery by enabling corporate legal departments and law firms to manage the entire e-discovery lifecycle using a single, in-house solution.

In January 2012 we acquired:

- **LaserNetworks Inc.**, a provider of MPS solutions that include print device tracking, centralized service and supply management and document routing. LaserNetworks is headquartered in Canada.

- **XL World**, a multi-lingual customer care firm based in Italy that will further expand our business process outsourcing capabilities across Europe.

Additionally, we made the following acquisitions consistent with our strategy to expand distribution to under-penetrated markets:

- In February 2012, we acquired **R.K. Dixon**, a leading provider of IT services, printers and MPS, with locations in seven cities in Iowa and Illinois.
- In addition, we enhanced our distribution capabilities by acquiring office products distributors in Wisconsin, California and Illinois.

Innovation and RD&E

Xerox has a rich heritage of innovation that continues to be a core strength of the company as well as a competitive differentiator. Our investments in innovation align with growth opportunities in areas like business services, color printing and customized communication. Our overall aim is to create value for our customers, for our shareholders and for our people by influencing the future in certain key areas. Our research work can be categorized under four themes:

- **Implementing Agile Business Processes:** To enable true business process agility, our research aims to automate business processes via flexible platforms that run on robust and scalable infrastructures. Automation of business processes benefits from our research on image, video and natural language processing coupled with machine learning. Application of these methods to business processes enables technology to perform tasks that today are performed manually by workers, thus enhancing worker productivity.
- **Harvesting Knowledge from Information:** Information comes in two forms: structured, where the content sits tidily in searchable indices or in limiting databases; or unstructured, where content can be anything from photos, videos, hand-written forms, emails, etc. Unstructured information has endless growth and creates a need for businesses to be more effective in mining context from content. This is a key research area for us – making sense of unstructured information using natural language processing and semantic analysis. We explore how to better analyze information for human use by better understanding contextual detail on how the content has been created and used. We are also developing proprietary methods for predictive analytics applied to business processes.
- **Delivering the Value of Personalization:** Our research leads to technologies that improve the efficiency, economics and relevancy of business communications and printing applications. We research methods to create affordable ubiquitous color printing, leveraging our solid ink printing technology. We are also exploring ways to

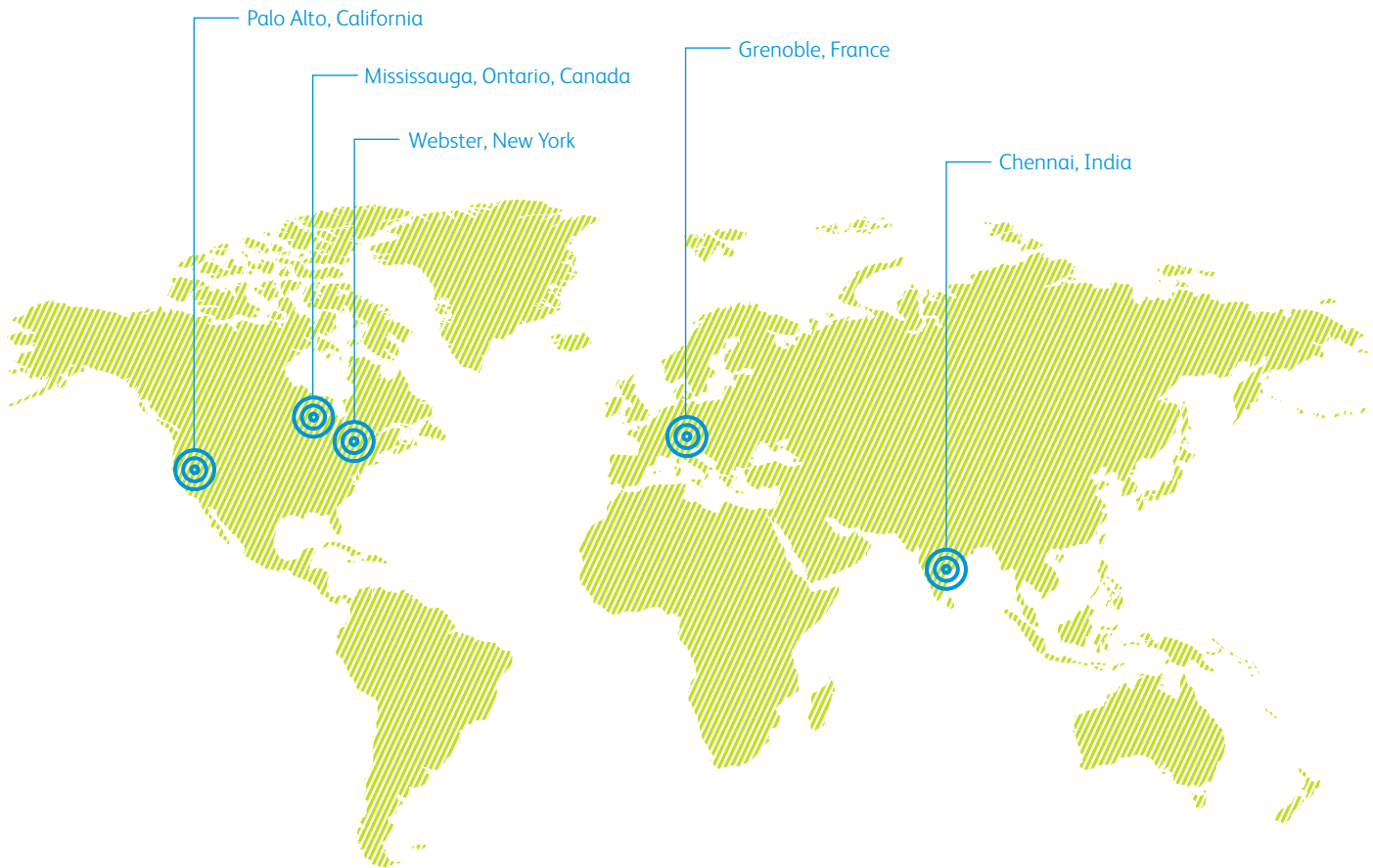
expand the application space of digital printing to cover new applications such as packaging printing and printing directly on mediums that go far beyond paper, like food and clothing.

- **Enabling the Sustainable Enterprise:** Our research also focuses on developing technologies that minimize the environmental impact of document systems and business processes. An example is how we are continually working on lowering the operating and standby power of our printing systems by using new materials and print processes.

Within this framework, one particular area of focus is data analytics – simplifying complex data to turn it into actionable knowledge – helping our customers drive operational efficiencies, guide decisions, yield new insights and help predict what is next. The following are a few ways in which we are achieving this:

- **Digital Nurse Assistant**
With the overload of information and data in the workplace, often more time is spent wading through data than focusing on the task at hand. When information can be intelligently aggregated and grouped, time can be saved. In healthcare, nurses sometimes spend 75 percent of their day coordinating documents. One of the innovations we developed, Digital Nurse Assistant, collects and categorizes all patient information into a simple, touch-screen dashboard. This means that critical patient information is not in a computer or in a file somewhere, it's in the hands of the people who need it.
- **Mining Mobile Information**
GlobalMine™, a proprietary cloud-based platform, captures, analyzes and manages millions of technical support interactions across thousands of different mobile device types. This data helps telecommunications clients react, in real time, to any systems issues or customer satisfaction problems that their customers may be experiencing with their devices or service.
- **Making Transportation Information and Data Meaningful**
The millions of commuters who take public transportation also provide critical data about their daily habits, and that can be used to optimize service and save money for cities. Xerox analytics uses this information to provide cities with structured data, which becomes the basis for schedule and infrastructure improvements that are responsive to what their passengers need. This has resulted in increased ridership and lower costs in the cities in which it has been implemented.

Our Business



Global Research Centers

We have five global research centers that have unique areas of focus. They are places where creativity and entrepreneurship are truly valued and leadership has empowered employees to deliver, resulting in leading-edge research and high-impact innovations that make a difference in the world. Our research centers are as follows:

Palo Alto Research Center (“PARC”) – Located in Palo Alto, California, PARC is a wholly owned subsidiary of Xerox that is focused on innovation on behalf of Xerox in areas that include content-centric networking, intelligent mobile computing and intelligent automation. PARC also leverages its heritage as the birthplace of modern technologies to provide research and development for non-competitive businesses in areas that include UV-LEDs and ethnography services.

Xerox Research Centre of Canada (“XRCC”) – Located in Mississauga, Ontario, Canada, XRCC is Xerox’s materials research center with a focus on imaging and consumable materials, such as toner and inks, for our document technology.

Xerox Research Center Webster (“XRCW”) – Located in Webster, New York, XRCW focuses on system design, imaging, computing and marking science. In addition, XRCW is now focused on innovation to help the healthcare industry.

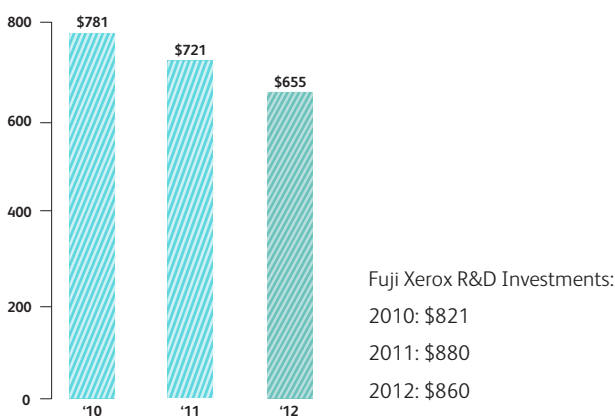
Xerox Research Centre Europe (“XRCE”) – Located in Grenoble, France, XRCE research differentiates Xerox business process service offerings. The center focuses on image, text and data analytics, business process modeling and the study and understanding of work practices.

Xerox Research Center India (“XRCI”) – Located in Chennai, India, XRCI focuses on unique innovation opportunities that emerge in, and best serve, developing markets. As Xerox’s newest research lab, XRCI has a broad mandate to foster innovation across our document technology and business process services offerings.

Investment in R&D is critical for competitiveness in our fast-paced markets. One of the ways that we maintain our market leadership is through strategic coordination of our R&D with Fuji Xerox (an equity investment in which we maintain a 25 percent ownership interest). We have aligned our R&D investment portfolio with our growth initiatives, including enhancing customer value by building on our Services leadership as well as accelerating our color leadership.

Our total research, development and engineering expenses (including sustaining engineering expenses, which are the hardware engineering and software development costs incurred after we launch a product) totaled \$655 million in 2012, \$721 million in 2011 and \$781 million in 2010. Fuji Xerox R&D expenses were \$860 million in 2012, \$880 million in 2011 and \$821 million in 2010.

RD&E Expenses (in millions)



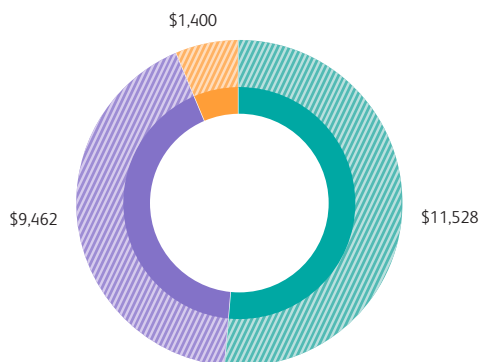
Segment Information

Our reportable segments are Services, Document Technology and Other. We present operating segment financial information in Note 2 – Segment Reporting in the Consolidated Financial Statements, which we incorporate by reference here. We have a very broad and diverse base of customers by both geography and industry, ranging from small and mid-size businesses (“SMBs”) to graphic communications companies, governmental entities, educational institutions and Fortune 1000 corporate accounts. None of our business segments depend upon a single customer, or a few customers, the loss of which would have a material adverse effect on our business.

Revenues by Business Segment

Our Services segment is the largest segment within the company, with \$11,528 million in revenue in 2012, representing 52 percent of total revenue. The Document Technology segment contributed \$9,462 million in revenue, representing approximately 42 percent of total revenue, while the Other segment contributed \$1,400 million in revenue representing approximately 6 percent of total revenue.

Revenues by Business Segment (in millions)



■ Services: \$11,528

Our Services segment comprises three service offerings: Business Process Outsourcing (“BPO”), Information Technology Outsourcing (“ITO”) and Document Outsourcing (“DO”).

■ Document Technology: \$9,462

Document Technology includes the sale of products and supplies, as well as the associated technical service and financing of those products.

■ Other: \$1,400

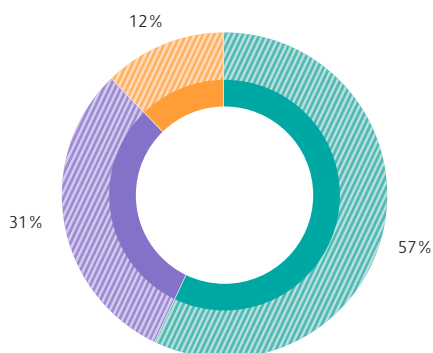
The Other segment primarily includes revenue from paper sales, wide-format systems, network integration solutions and electronic presentation systems from Global Imaging Systems (“GIS”).

Our Business

Services Segment

Our Services segment comprises three service offerings: Business Process Outsourcing (“BPO”), Information Technology Outsourcing (“ITO”) and Document Outsourcing (“DO”). We provide non-core, mission-critical services that our clients need to run their day-to-day business. These services help our clients simplify the way work gets done, giving them more time and resources to allocate to their core operations, respond rapidly to changing technologies and reduce expenses associated with their business processes and information technology support.

Services Revenue Mix



- **Business Process Outsourcing: 57%**
- **Document Outsourcing: 31%**
- **Information Technology Outsourcing: 12%**

Business Process Outsourcing

We are the largest worldwide diversified business process outsourcing company, with an expertise in transaction-intensive offerings tailored for several industries. BPO represented 57 percent of our total Services segment revenue in 2012. Our services include:

- **Government Healthcare Solutions:** This business serves state and federal-funded government healthcare programs. We provide a broad range of solutions, from processing Medicaid claims to pharmacy benefits management, clinical program management, supporting health information exchanges, eligibility application processing and determination, delivering public and private health benefit exchange services and care and quality management. We have been delivering these systems since 1971 and we apply our deep knowledge of the Medicaid system, along with technological advances, to simplify and automate transaction-intensive processes. As a result, we are uniquely positioned to capitalize on the opportunities that healthcare reform is presenting.

- **Healthcare Payer and Pharma:** We deliver administrative efficiencies to our healthcare payer clients through our scalable and flexible transactional business solutions, which encompass both our global delivery model and domestic payer service centers. Services include data capture, claims processing, customer care, recovery services and healthcare communications. No competitor has offerings in all of these areas.
- **Healthcare Provider Solutions:** We provide consulting solutions, revenue cycle management and application services that are customized to meet the varying and changing needs of healthcare providers. We serve every large health system in the United States, with contracts in all 50 states. We also help our clients improve care through an analytics solution designed to provide clinical staff information.
- **Human Resources Services (“HRS”):** From actuarial expertise to a full range of human resources consulting – from employee service centers to learning, retirement, health and welfare services – HRS delivers game-changing, innovative solutions that enable our clients to focus on their business. We differentiate ourselves around two themes of innovation: engagement and enablement. We help HR departments engage employees as individuals by communicating to them with personalized messages and enabling employees to get smarter about managing their own health, wealth and career outcomes.
- **Financial Services:** We provide finance and accounting services for any industry – from accounting to billing to procurement to accounts payables and receivables to tax management. In addition, we provide outsourcing of financial aid and enrollment office operations for colleges and universities and back-room functions such as customer services, transaction processing and mailroom operations for the financial services industry. We have a deep understanding of what drives the customer and we move beyond simply driving down costs.
- **Customer Care:** Xerox is the largest domestic customer care provider to the wireless telecom industry. We have years of experience in providing customer care services that improve our customers’ productivity, efficiency and customer retention in telecommunications as well as a variety of other industries. Our customer care offerings include: customer service, sales, technical support, transaction processing, fulfillment and managed mobility services, among others.
- **Retail, Travel and Insurance:** We provide technology-based transactional services for retail, travel and non-healthcare insurance companies. We handle their data entry, mailrooms, imaging input and hosting, call centers and help desks with targeted industry focus.
- **Transportation Solutions:** We provide revenue-generating solutions in over 30 countries. Our solutions include fare collection, toll and parking solutions and monitoring of red light cameras. We

differentiate through the breadth of our offerings and innovative technology. For example, we developed dynamic pricing algorithms, which will be used in the new Los Angeles ExpressPark program. This program will create a new pricing system designed to relieve traffic congestion, reduce air pollution and improve the efficiency of downtown LA's transit operations.

- **Government Solutions:** We support our government clients with solutions for child support payment processing, tax and revenue systems, eligibility systems and services, electronic payments transfer, electronic payment cards and unclaimed property services, among others. Our competitive advantage is our depth of local expertise, while at the same time having the scale required to deliver and manage multiple programs for federal, state, county and town governments.

Information Technology Outsourcing

We specialize in designing, developing and delivering effective IT solutions. Our secure data centers, help desks and managed storage facilities around the world provide a reliable IT infrastructure that minimizes the risk of disruption to our clients' daily operations. ITO represented 12 percent of our total Services segment revenue in 2012.

We provide our ITO services across several verticals. Our ITO services include:

- **Mainframe and Server Outsourcing:** We support our clients' needs for adaptable computing environments and their potential growth, and provide comprehensive systems support services. We provide a 24/7 support organization that maintains a unified set of tools and processes to support our clients' IT environments, including systems administration, database administration, systems monitoring, batch processing, data backup and capacity planning.
- **Network Outsourcing:** We provide telecommunications management services for voice and data networks. We leverage our enterprise agreements, proprietary tools, procedures and skilled personnel to provide our clients with a scalable and automated processing environment.
- **Desktop Outsourcing:** Our desktop services provide our clients with a comprehensive approach to managing their end-user platforms and devices. We design and execute desktop management strategies that address and resolve issues such as enterprise bandwidth constraints, unstable computing environments, areas of insecurity and unavailable network resources.
- **Cloud Services:** Our cloud services solutions cover the full range from infrastructure, mobility, collaboration and platform. We designed our solutions to quickly scale up or down and fit different business needs. These solutions are delivered through our cloud-based, multi-tenant infrastructure with compliance, monitoring and performance transparency built in.

In addition, we provide Remote Infrastructure Management, Help Desk/Service Desk Management, Managed Storage, Utility Computing, Disaster Recovery and Security Services.

Document Outsourcing

We are the industry leader in document outsourcing services, with more than 20 years experience and 15,000 business professionals across 160 countries. We help companies optimize their printing infrastructure and simplify their communication and business processes to grow revenue, reduce costs and operate more efficiently. DO represented 31 percent of our total Services segment revenue in 2012. Our two primary offerings within Document Outsourcing are Managed Print Services and Communication and Marketing Services.

- **Managed Print Services ("MPS"):** Xerox MPS optimizes, rationalizes and manages the operations of Xerox and non-Xerox print devices, driving efficiencies that can save clients up to 30 percent on their document-related costs. We provide the most comprehensive portfolio of MPS services in the industry, supporting small and mid-size businesses up through large global enterprises.

The key factors that differentiate us include our commitment to innovation and technology, including our cloud-based connectivity and integrated suite of software tools, as well as our global direct and channel partner coverage and certification programs. In addition, the industry's broadest portfolio of printing products sets us apart from our competition. We are recognized as an industry leader by several major analyst companies, including Gartner, IDC, Quocirca and Forrester.

We also partner with industry leaders to enhance our solutions. As an example, we recently selected Cisco's Unified Computing System ("UCS") to support our network of cloud-based MPS delivery centers around the world and speed up the connection between data servers and the more than one million Xerox and non-Xerox print devices we manage. As a result, customers experience a faster, more reliable delivery of MPS applications and we stay ahead of their needs by utilizing the data we collect to continually recommend new ways to simplify the way they work with both paper and digital documents.

The Xerox MPS continuum complements and provides opportunities to expand existing BPO and ITO services. Within BPO accounts, Xerox MPS helps to improve workflow and enhance employee productivity. In ITO accounts, MPS complements the client IT services that we are currently managing and positions Xerox as a complete IT services provider.

Our Business

- **Communication & Marketing Services (“CMS”):** CMS delivers end-to-end outsourcing for design, communications, marketing, logistics and distribution services that help clients communicate with their customers and employees more effectively. We deliver communications through traditional routes such as print, but also through a growing number of multimedia channels including SMS, Web, email and mobile media.

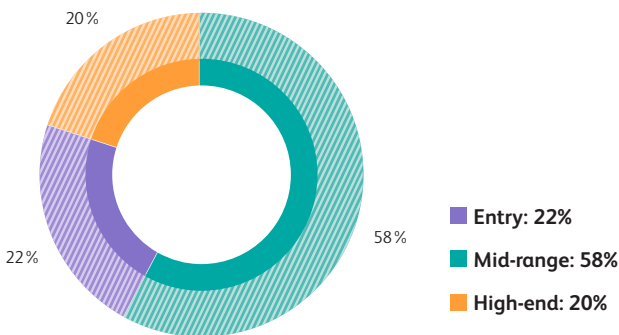
We help our clients identify how their customers want to be engaged, tailor their content, translate it, personalize their communication, decide on the appropriate channel, execute on campaigns and measure the resulting success.

Our advantage results from the breadth of our capabilities and our service-orientated approach that provides a single, seamless service for all communication and marketing logistics.

Document Technology Segment

Document Technology includes the sale of products and supplies, as well as the associated technical service and financing of those products (that which is not related to document outsourcing contracts). Our Document Technology business is centered around strategic product groups that share common technology, manufacturing and product platforms.

Document Technology Revenue Mix



Our strategic product groups are as follows:

Entry

Entry comprises products sold primarily to small and mid-size businesses through a worldwide network of independent resellers and online merchants. Our entry products represented 22 percent of our total Document Technology segment revenue in 2012. It includes desktop monochrome and color printers and multifunction printers (“MFPs”)

ranging from small personal devices to larger workgroup printers designed to serve the needs of demanding office users. In 2012, we continued to build on our position in the market by:

- making high-quality desktop color more affordable and easier to use for all businesses;
- expanding our channel reach, partner programs and capacity to support the needs of small to mid-size businesses in our customers’ preferred buying locations; and
- launching products and solutions that help individuals, small work teams, large workgroups or whole departments achieve their business goals.

In 2012, we added the following products:

- **ColorQube® family multifunction printers:** Based on Xerox solid ink technology, the ColorQube 8700 and ColorQube 8900 multifunction printers provide cost savings and color quality for small and mid-size businesses. In addition, they have the ability to expand into a floor device with extra paper capacity and helpful finishing options.
- **WorkCentre® 3315 and WorkCentre® 3325:** These high-performance monochrome products feature a print speed of up to 37 pages per minute (ppm) and a first-page-out time of 6.5 seconds. The WorkCentre 3325 also comes standard with internal Wi-Fi connectivity and the latest security features. Both devices feature a small footprint, allowing for easy integration within customer work environments.
- **Phaser® 7100 Color Printer:** This printer produces exceptional print quality on a wide variety of media – including oversize paper. The Phaser 7100 can be used either on a desktop or as a floor device with print speeds of up to 30 pages per minute and simple printer management with CentreWare Internet service.
- **The WorkCentre® 6605 and Phaser® 6600 printers:** These devices provide vibrant color output for smaller businesses and feature print resolution of up to 600 X 600 X 4 dpi and color and black-and-white print speeds of up to 36 ppm.

Mid-Range

Mid-range comprises products sold to enterprises of all sizes, principally through dedicated Xerox-branded partners and our direct sales force, indirect multi-branded channel partners and resellers worldwide. Our mid-range products represented 58 percent of our total Document Technology segment revenue in 2012. We offer a wide range of multifunction printers, copiers, digital printing presses and light production devices that deliver flexibility and advanced features. In 2012, our mid-range business continued to build on our position in the market by:

- making high-quality color more affordable and easier to use for small and mid-size businesses and large enterprises;
- expanding our channel reach, partner programs and capacity to support the needs of the SMB market; and
- offering a complete range of services and solutions in partnership with independent software partners that allow our customers to analyze, streamline, automate, secure and track document workflows.

The breadth of our mid-range product portfolio is unmatched. These products include:

- **Xerox WorkCentre® 7525/7530/7535:** These multifunction printers are equipped with features to help small and mid-size businesses boost productivity and meet their sustainability goals. They offer speeds up to 25, 30 and 35 ppm color and black-and-white. The MFPs, which can print, copy, scan, fax and email, include advanced document management and workflow tools to make office work easier and also offer unparalleled ease of use and security features. In addition, the Hi-Q LED print engine technology consumes less energy and space and produces less noise, with a printing resolution of 1200 x 2400 dots per inch.
- **Xerox ColorQube® 9301/9302/9303:** The ColorQube 9300 series combines Xerox's solid ink innovation with our legacy of advanced multifunction product leadership. This results in a multifunction printer that produces vivid color quality that is affordable and produces significantly less printing waste versus comparable color laser devices. The device copies and prints at speeds up to 55 ppm color and 60 ppm black-and-white, while increasing productivity even further with speeds up to 85 ppm in Fast Color mode for draft or short-life documents.
- **Xerox WorkCentre® 5325/5330/5335:** The highly modular WorkCentre 5300 series black-and-white MFP serves both small and mid-size businesses as well as enterprise office environments. Its customizable workflow solutions help customers in document-intensive industries such as legal, healthcare and financial make their daily tasks more efficient.
- **Xerox D95/110/125 Copier/Printer:** This device offers production print, copy, scan and advanced finishing capabilities for pay-for-print shops and centralized reprographic departments, in addition to education, healthcare and many other industries. With industry leading speeds of up to 125 ppm, this D95/110/125 Copier/Printer helps customers increase productivity and reduce costs.

High-End

Our high-end digital color and monochrome solutions are designed for customers in the graphic communications industry and for large enterprises. Our high-end products comprised 20 percent of our total

Document Technology segment revenue in 2012. These devices enable digital on-demand printing, full-color printing and enterprise printing. We continue to expand our portfolio of cut sheet and continuous feed offerings in both toner and inkjet products. Our hardware and our integrated solutions, such as automated in-line finishing, result in "touch less" workflows (with little to no manual processing or human intervention) allowing Xerox customers to produce more jobs and grow their business.

For more than two decades, Xerox has delivered innovative technologies that have revolutionized the production printing industry, maintaining our position as the industry leader in the number of pages produced on digital production color presses. We continued to build on our award-winning lineup in 2012 with the launches of:

- **Xerox iGen® 150:** In May at drupa, we introduced our latest iGen product. The iGen 150 builds on the capabilities of the Xerox® iGen4 with a number of new feature sets. The fastest cut sheet product in the production color fleet prints at 150 A4 ppm. In addition, we included a new 26" internal stacker to maximize output of the largest sheet size in the industry. A number of automated color management tools help enable productivity and our latest finishing solution, Integrated Plus, makes the production of booklets simpler.
- **Xerox Nuvera® 157/314:** At Graph Expo in October, we introduced the latest members of the Xerox Nuvera family, the Xerox Nuvera 157 and tandem engine 314 black-and-white production products. These products build on the success of the Xerox Nuvera family and offer new speed levels and functionality. The top speed of the single engine is increased to 157 ppm and to 314 images per minute in the tandem configuration. These devices also contain a new production stacking system that delivers neat output stacks at waist level that can be unloaded as the engine continues to print.
- **FreeFlow® Digital Workflow:** Our FreeFlow Digital Workflow is a collection of software technology solutions that our customers can use to improve all aspects of their processes, from content creation and management to production and fulfillment. Our digital technology combined with total document solutions and services that enable personalization and printing on demand, delivers value that improves our customers' business results.

Other Segment

The Other segment primarily includes revenue from paper sales, wide-format systems, network integration solutions and electronic presentation systems from Global Imaging Systems. Paper comprised approximately 59 percent of the revenues in the Other segment in 2012.

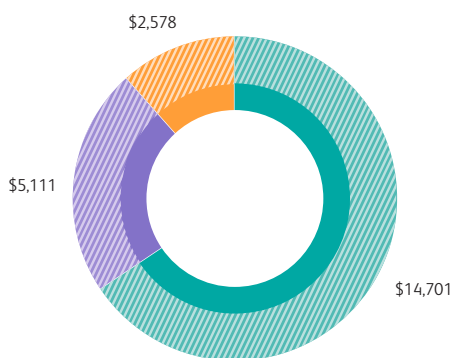
Our Business

Geographic Information

Our global presence is one of our core strengths. Overall, approximately 34 percent of our revenue is generated by customers outside the U.S. We have a significant opportunity to leverage our global presence and customer relationships to expand our Services business in Europe and developing markets.

In 2012, our revenues by geography were as follows: United States: \$14,701 million (66 percent of total revenue), Europe: \$5,111 million (23 percent of total revenue) and Other areas: \$2,578 million (11 percent of total revenue).

Revenues by Geography (in millions)



- U.S.: \$14,701
- Europe: \$5,111
- Other Areas: \$2,578

Revenues by geography are based on the location of the unit reporting the revenue and include export sales.

Patents, Trademarks and Licenses

Xerox and its subsidiaries were awarded 1,215 U.S. utility patents in 2012. On that basis, we would rank 20th on the list of companies that were awarded the most U.S. patents during the year. Including our research partner Fuji Xerox, we were awarded about 1,900 U.S. utility patents in 2012. Our patent portfolio evolves as new patents are awarded to us and as older patents expire. As of December 31, 2012, we held more than 11,500 U.S. design and utility patents. These patents expire at various dates up to 20 years or more from their original filing dates. While we believe that our portfolio of patents and applications has value, in general no single patent is essential to our business or any individual segment. In addition, any of our

proprietary rights could be challenged, invalidated or circumvented, or may not provide significant competitive advantages.

In the U.S., we are party to numerous patent-licensing agreements and, in a majority of them, we license or assign our patents to others in return for revenue and/or access to their patents. Most patent licenses expire concurrently with the expiration of the last patent identified in the license. In 2012, we added 11 new agreements to our portfolio of patent-licensing and sale agreements, and Xerox and its subsidiaries were licensor or seller in all 11 of the agreements. We are also a party to a number of cross-licensing agreements with companies that hold substantial patent portfolios, including Canon, Microsoft, IBM, Hewlett-Packard, Océ, Sharp, Samsung, Seiko Epson and Toshiba TEC. These agreements vary in subject matter, scope, compensation, significance and time.

In the U.S., we own more than 500 U.S. trademarks, either registered or applied for. These trademarks have a perpetual life, subject to renewal every 10 years. We vigorously enforce and protect our trademarks.

Marketing and Distribution

We operate in over 160 countries worldwide and provide the industry's broadest portfolio of document technology, services and software. And, the most diverse array of business processes and IT outsourcing support through a variety of distribution channels around the world. We manage our business based on the principal segments described earlier. We have organized the marketing, selling and distribution of our products and services by geography, channel type and line of business.

We go to market with a Services-led approach and sell our products and services directly to customers through our worldwide sales force and through a network of independent agents, dealers, value-added resellers, systems integrators and the Web. In addition, our wholly-owned subsidiary, Global Imaging Systems ("GIS"), an office technology dealer which is comprised of regional core companies in the United States, sells and services document management systems, network integration devices and electronic presentation systems.

For small and mid-size businesses, we continued to expand our distribution in 2012 as GIS acquired four companies. Our brand is a valuable resource and continues to be ranked in the top percentile of the most valuable global brands.

In Europe, Africa, the Middle East and parts of Asia, we distribute our products through Xerox Limited, a company established under the laws of England, and related non-U.S. companies. Xerox Limited enters into distribution agreements with unaffiliated third parties to distribute our products in many of the countries located in these regions, and previously entered into agreements with unaffiliated third parties distributing our products in Sudan and Syria. Sudan and Syria, among others, have been designated as state sponsors of terrorism by the

U.S. Department of State and are subject to U.S. economic sanctions. We maintain an export and sanctions compliance program and believe that we have been and are in compliance with U.S. laws and government regulations for these countries. We have no assets, liabilities or operations in these countries other than liabilities under the distribution agreements. After observing required prior notice periods, Xerox Limited terminated its distribution agreements with distributors servicing Sudan and Syria in August 2006. Now, Xerox has only legacy obligations to third parties, such as providing spare parts and supplies to these third parties. In 2012, total Xerox revenues of \$22.4 billion included less than \$35 thousand attributable to Sudan and Syria.

Competition

Although we encounter competition in all areas of our business, we are the leader, or among the leaders, in each of our principal business segments. We compete on the basis of technology, performance, price, quality, reliability, brand, distribution and customer service and support.

In the Services business, our larger competitors include Accenture, Aon, Computer Sciences Corporation, Convergys, Dell, Genpact, Hewlett-Packard, IBM and Teletech. In addition, we compete with in-house departments performing the functions that we are seeking to have them outsource to us.

In the Document Technology business, our larger competitors include Canon, Hewlett-Packard, Kodak, Konica Minolta, Lexmark and Ricoh.

Our brand recognition, positive reputation for business process and document management, innovative technology and service delivery are our competitive advantages. This combined with our breadth of product offerings, global distribution channels and customer relationships positions us as a strong competitor going forward.

Global Employment

Globally, we have approximately 147,600 direct employees, including approximately 7,100 sales professionals, approximately 11,300 technical service employees and approximately 100,000 employees serving our customers through on-site operations or off-site delivery centers.

Customer Financing

We finance a large portion of our direct channel customer purchases of Xerox equipment through bundled lease agreements. Financing facilitates customer acquisition of Xerox technology and enhances our value proposition, while providing Xerox an attractive gross margin and a reasonable return on our investment in this business. Additionally, because we primarily finance our own products and have a long history of providing financing to our customers, we are able to minimize much of the risk normally associated with a finance business.

Because our lease contracts permit customers to pay for equipment over time rather than at the date of installation, we maintain a certain level of debt to support our investment in these lease contracts. We fund our customer financing activity through a combination of cash generated from operations, cash on hand, proceeds from capital market offerings and the sale of selected U.S. finance receivables. At December 31, 2012, we had \$5.3 billion of finance receivables and \$0.5 billion of equipment on operating leases, or total finance assets of \$5.8 billion. We maintain an assumed 7:1 leverage ratio of debt to equity as compared to our finance assets, which results in a significant portion of our \$8.5 billion of debt being associated with our financing business.

Manufacturing and Supply

Our manufacturing and distribution facilities are located around the world. The company's largest manufacturing site is in Webster, NY, where we produce fusers, photoreceptors, Xerox iGen and Xerox Nuvera systems, components, consumables and other products. We also have an EA Toner plant located in Webster. Our other primary manufacturing operations are located in: Dundalk, Ireland, for our high-end production products and consumables; and Wilsonville, OR, for solid ink products, consumable supplies and components for our mid-range and entry products. We also have a facility in Venray, Netherlands, which handles supplies manufacturing and supply chain management for the Eastern Hemisphere.

Our master supply agreement with Flextronics, a global electronics manufacturing services company, to outsource portions of manufacturing for our mid-range and entry businesses, continues through 2014. We also acquire products from various third parties in order to increase the breadth of our product portfolio and meet channel requirements.

We have arrangements with Fuji Xerox under which we purchase and sell products, some of which are the result of mutual research and development agreements. Refer to Note 8 – Investments in Affiliates, at Equity in the Consolidated Financial Statements in our 2012 Annual Report for additional information regarding our relationship with Fuji Xerox.

Our Business

Services Global Production Model

Our global services production model is one of our key competitive advantages. We have approximately 120 Strategic Delivery Centers located around the world including India, Mexico, Philippines, Jamaica, Ghana, Brazil, Guatemala, Chile, Argentina, Spain, Poland and Ireland, among others. These locations are comprised of Customer Care Centers, Mega IT Data Centers, Finance and Accounting Centers, Human Resource Centers and Document Process Centers. Our global production model is enabled by the use of proprietary technology, which allows us to securely distribute client transactions within data privacy limits across a global workforce. This global production model allows us to leverage lower-cost production locations, consistent methodology and processes and time zone advantages.

Fuji Xerox

Fuji Xerox is an unconsolidated entity in which we own a 25 percent interest and FUJIFILM Holdings Corporation (“FujiFilm”) owns a 75 percent interest. Fuji Xerox develops, manufactures and distributes document processing products in Japan, China, Hong Kong, other areas of the Pacific Rim, Australia and New Zealand. We retain significant rights as a minority shareholder. Our technology licensing agreements with Fuji Xerox ensure that the two companies retain uninterrupted access to each other’s portfolio of patents, technology and products.

International Operations

We are incorporating by reference the financial measures by geographical area for 2012, 2011 and 2010 that are included in Note 2 – Segment Reporting in the Consolidated Financial Statements in our 2012 Annual Report. See also the risk factor entitled “Our business, results of operations and financial condition may be negatively impacted by economic conditions abroad, including local economies, political environments, fluctuating foreign currencies and shifting regulatory schemes” in Part I, Item 1A of our 2012 Form 10-K.

Backlog

Backlog, or the value of unfilled orders, is not a meaningful indicator of future business prospects because of the significant proportion of our revenue that follows contract signing and/or equipment installation, the large volume of products we deliver from shelf inventories and the shortening of product life cycles.

Seasonality

Our technology revenues are affected by such factors as the introduction of new products, the length of sales cycles and the seasonality of technology purchases. These factors have historically resulted in lower revenue in the first quarter and the third quarter.

Other Information

Xerox is a New York corporation, organized in 1906, and our principal executive offices are located at 45 Glover Avenue, P.O. Box 4505, Norwalk, Connecticut 06856-4505. Our telephone number is 203.968.3000.

In the Investor Information section of our Internet Website, you will find our Annual Reports on Form 10-K, Quarterly Reports on Form 10-Q, Current Reports on Form 8-K and any amendments to these reports. We make these documents available as soon as we can after we have filed them with, or furnished them to, the Securities and Exchange Commission.

Our Internet address is www.xerox.com.