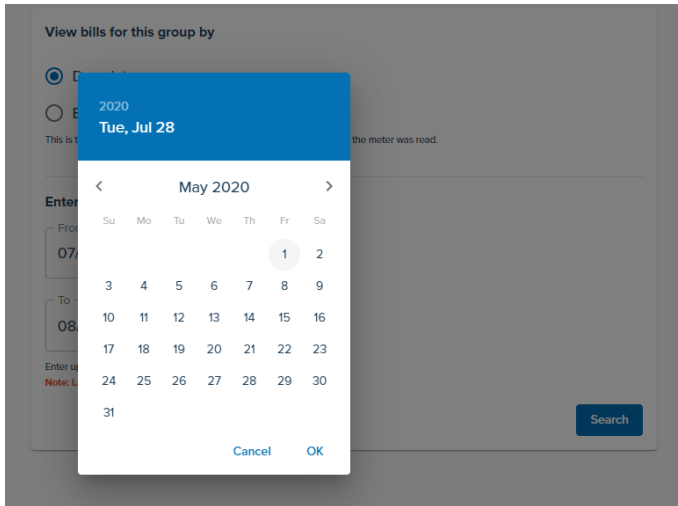


1. Sign into your PortlandGeneral.com account.

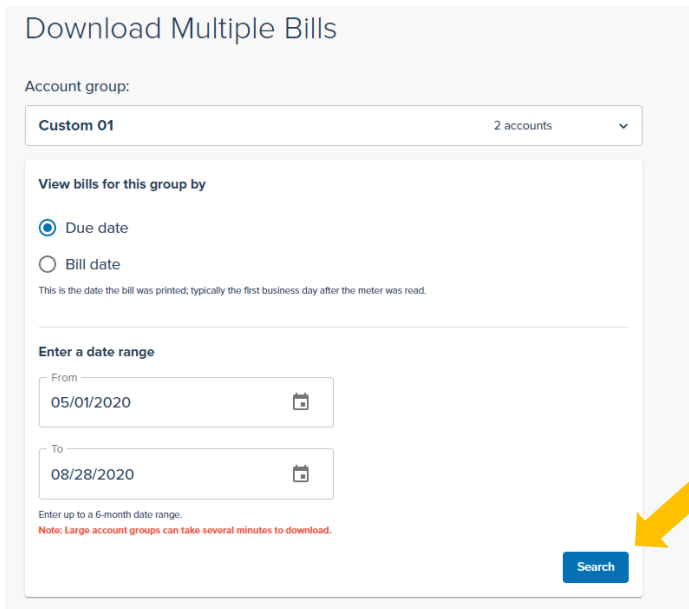
2. Select “Download Multiple Bills” on the sidebar.

3. Select the account group you would like to download data from. You can select an Automatic Group, a Custom Group, or All Accounts.

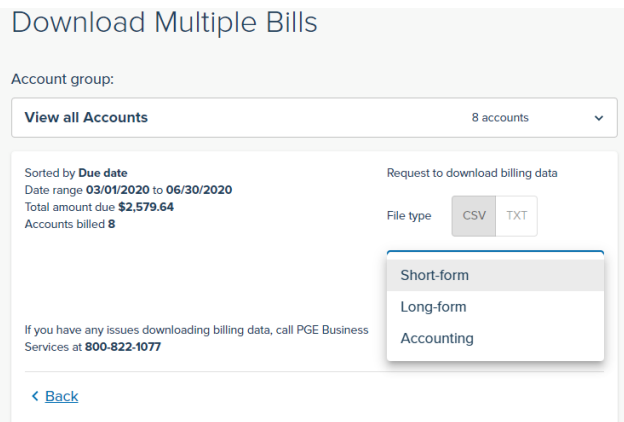
4. Select the date range that you would like to see bills from (you may select up to a six-month range).



5. Click "Search."



6. Next, you can choose how you would like to see your download: in Comma Separated Value (CSV) or Text (TXT), and in Short-form, Long-form, or Accounting — each has varying levels of information.



- 7. Once you have selected the type of file you would like, click “Download” and the file will download.

Download Multiple Bills

Account group:
View all Accounts 8 accounts

Sorted by **Due date**
Date range **03/01/2020 to 06/30/2020**
Total amount due **\$2,579.64**
Accounts billed **8**

Request to download billing data
File type CSV TXT

If you have any issues downloading billing data, call PGE Business Services at **800-822-1077**

[Download](#)

[Back](#)

- 8. Alternatively, if you need PDF copies of your bill, click the blue hyperlink on the account you wish to view the bill for and the PDF will be downloaded.

Download Multiple Bills

Account group:
View all Accounts 8 accounts

Sorted by **Due date**
Date range **03/01/2020 to 06/30/2020**
Total amount due **\$2,579.64**
Accounts billed **8**

Request to download billing data
File type CSV TXT

If you have any issues downloading billing data, call PGE Business Services at **800-822-1077**

[Download](#)

[Back](#)

Account/Address	kWh	Amount due	Due date	Bill date
0103450000	672	\$113.62	05/07/2020	06/19/2020