



ULTIMATE PORTABLE GAME PLAYER

# INSTRUCTION MANUAL

MODEL NO: GP3228



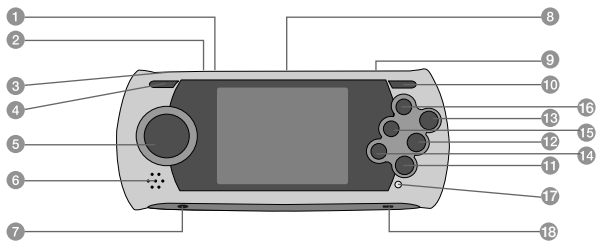
**ATGAMES**

AtGames Holdings, Ltd. [www.atgames.net](http://www.atgames.net)

## Game Player Appearance and Key List

---

The image below shows the location of the connectors and buttons. Each function is outlined below (the illustration is for reference only).



- |   |  |
|---|--|
| <b>1 Mini USB Port</b><br>Mini USB port for charging  | <b>8 SD Card Slot</b><br>Slot for optional SD card   |
| <b>2 AV Out</b><br>Optional Audio/Video TV cable output   | <b>9 Volume Control Switch</b><br>Rotate dial to increase or decrease volume                               |
| <b>3 Charger Indicator</b><br>Has a red light during charging and a yellow light when fully charged | <b>10 START/PAUSE</b><br>Press to start game and press again to pause                                      |
| <b>4 MENU</b><br>Press this button to display menu  | <b>11 A Key</b><br>Games key A   |
| <b>5 Directional Pad (D-Pad)</b><br>Directional Pad for game playing                                | <b>12 B Key</b><br>Games key B   |
| <b>6 Speaker</b><br>Audio speaker   | <b>13 C Key</b><br>Games key C   |
| <b>7 Earphone Jack</b><br>Headphone input   | <b>14 X Key</b><br>Games key X   |
|   | <b>15 Y Key</b><br>Games key Y   |
|   | <b>16 Z Key</b><br>Games key Z   |
|   | <b>17 Low Battery Indicator</b><br>When it is lit, charge your battery promptly to avoid a sudden shutdown |
|   | <b>18 Power Switch</b><br>Power on/off the player  |

## How do I start playing?

1. Slide the ON/OFF switch to turn on and off the game player.
2. Press **↑** or **↓** on **+** to select one of your favorite games, then press the **START/PAUSE** or **A** to enter the selected game.
3. **START/PAUSE** Press the button to start playing game.

## How do I go back to game menu while playing the game?

**MENU** Press the button and the screen will go back to the game menu page.

## How to play on TV?

1. Connect the game player to TV by using AV cable (AV cable not included).
2. Configure the TV input source to AV or Composite input.

**MENU** Press the button to display the game menu on the TV.

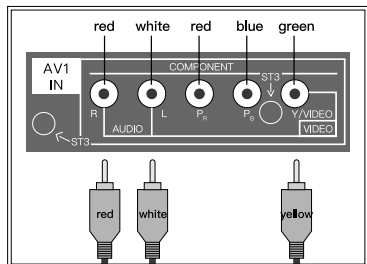
3. Unplug the AV cable.

**MENU** Press the button to switch back your screen to portable player's LCD.

NOTE: Display results will vary by TV. Consult your TV's manual to adjust Brightness, Sharpness, Contrast, Aspect Ratio, and other features for best display results.

## Input Instruction

If your TV does not have a dedicated composite input, it may support such a connection through a shared component input. For TVs with shared component inputs, the diagram below indicates a typical setup, with the yellow composite video connector plugging into the green component video input. Refer to your TV's manual for additional information on available ports and how to change inputs once connected.



## How to play the games on my SD card?

1. Turn off the game player.
2. Insert the SD card into the SD slot.
3. Turn on the game player.
4. Select SD CARD on the last page of menu, then press **START/PAUSE**. You will then enter a menu page of the games on the SD card.
5. Select a game and press **START/PAUSE**.

NOTE: Please do not insert/remove the SD card while the power is on. It may damage the game player.

## How to add games to SD?

1. Insert SD card to PC (SD card is not included).
2. Create a folder with the name of GAME or Game (if the SD doesn't have a GAME or Game folder already).
3. Place games in the GAME or Game folder.

NOTE: The file format which is supported by the unit is .bin.

## How to charge my player?

Connect the player to a computer or USB charger using the USB cable.

USB adapter specification:

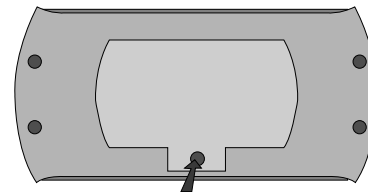
Input Voltage: 100 - 240V AC

Output Voltage: 5.0V DC/ Output Current: 500mA

Your battery should be fully charged after 11 hours for the first time, and subsequent charging will take about 3 hours each time. After each full charge, the battery can provide you about 4-6 hours of game playing.

## How to remove battery before disposal of product?

1. Open the battery compartment cover by using screwdriver (not included).
2. Push the clip in the direction indicated by arrow.
3. Remove the battery before disposal of the product.



## Safety Notice

- Do not submerge the game console in water or expose it to extreme heat or to strong magnetic fields. Doing so may cause permanent damage to your game player.
- Always use dry towel to clean the game console and controllers.
- Transformers suitable for indoor use only. Transformers and power supplies for toys are not intended to be used as toys, and the use of these products by children shall be under the full supervision of parents.

\* Batteries are only to be charged by adults or by children at least 15 years old.

### Additional Battery Safety Messages

To prevent possible battery leakage, overheating or explosion, please pay attention to the following measures.

- Should not be put into water. Should be placed in a dry and shady environment when not used.
- Should not be used or stored near sources of heat such as fire or heater.
- When charging, please use included charger only.
- Should not be thrown into the fire or heater.
- Should not be connected as short circuit.
- Should not be struck, thrown, or stepped on.
- Should not be welded directly.
- Do not use nail or other sharp tools to pierce the battery.

### Caution

- Do not use or store the battery where it is exposed to extreme heat, such as beneath the window of a car in direct sunlight in a hot day. Otherwise, the battery may be overheated. This can reduce the battery performance and shorten its life.
- Do not place the battery under strong electric field or magnetic field.
- Doing so may damage the battery safety protection devices, thus bringing latent risks.
- Do not use the battery if it gives off an odor, generates heat, becomes discolored or deformed, or appears abnormal in any way. If the battery is in use or being recharged, remove it from the device or charger immediately.

### Warning

Changes or modifications not expressly approved by the party responsible for compliance could void the user's authority to operate the equipment.

### NOTE

This equipment has been tested and found to comply with the limits for a Class B digital device, pursuant to Part 15 of the FCC Rules. These limits are designed to provide reasonable protection against harmful interference in a residential installation. This equipment generates, uses and can radiate radio frequency energy and, if not installed and used in accordance with the instructions, may cause harmful interference to radio communications. However, there is no guarantee that interference will not occur in a particular installation. If this equipment does cause harmful interference to radio or television reception, which can be determined by turning the equipment off and on, the user is encouraged to try to correct the interference by one or more of the following measures:

- Reorient or relocate the receiving antenna.
- Increase the separation between the equipment and receiver.
- Connect the equipment into an outlet on a circuit different from that to which the receiver is connected.
- Consult the dealer or an experienced radio/TV technician for help

With certain TV models, e.g., Vizio VOJ320F1A, SONY KDL-32BX310, SONY KDL-32EX308, SONY KDL-46HX729, SONY KDL-50R550A, LG 47LA6900, LG 55UB8500, Samsung UN40C7000WF and Panasonic TC-58AX800U0, this console may be incompatible and cause undesired effects, like display shifting, which results in the picture not being centered on the screen. Or horizontal display noise, it might move up and down on the screen. If this happens, try the console on a different display or return the console to the point of purchase.

### Repair and Exchange Service

If the unit is damaged due to its improper use or simply wear and tear, and if the place where the product was originally purchased can't do an exchange of this product, a standard repair and exchange program may help. Please visit [http://www.atgames.us/Repair\\_c2.htm](http://www.atgames.us/Repair_c2.htm) for more details about the repair and exchange program.

## Game Description

---



### Game title: Adventure in the Park

MENU TITLE: ADVENTURE IN PARK

There are 5 total levels in this game. The player is required to collect all keys on a level within a limited time, then unlock the lock to save the hostage and move onto the next level. The player has 3 lives. When touched by a monster, the player loses one life. The game is over when all lives are lost. The player may shoot the monsters. There are many treasures scattered in the game: some may add score, some may lengthen the game time, and some may add a life.

---

- Control the direction.
- Start game. Pause and un-pause game.
- Shoot bullets.
- No function.
- No function.




### Game title: Air Hockey

MENU TITLE: AIR HOCKEY

Use the directional pad to strike the puck toward the goal or to defend your table's side.

---

- Control the direction.
- Start game. Pause and un-pause game.
- Select the game and game mode.
- Select the game and game mode.
- Select the game and game mode.




### Game title: Alex Kidd in the Enchanted Castle

MENU TITLE: ALEX KIDD

Alex Kidd's father's life is in danger! Fortunately, facing danger is what Alex does best! To save his father, he must win round after exciting round of "Paper, Rock and Scissors". Winning rounds not only moves Alex that much closer to his father, but winning also provides gifts that Alex can utilize for special powers. These will be necessary as the opponents get harder and harder and the danger increases! If Alex can win the ultimate level, he can save his father and win amazing prizes as well! There is not time to lose!

---

- Control the direction.
- Start game. Select the tool in tool menu.
- Jump up and kick.
- Punch.
- Jump up and kick.
- No function.
- No function.
- No function.



### Game title: Alien Storm

MENU TITLE: ALIEN STORM

Strange and deadly aliens have invaded the Earth and it is up to you to stop them! Your battle will take you through numerous environments as you fight your way to the mother-ship to face off with the "mother of all aliens". Each character has unique attacks and special abilities that will add strategic variety to your game play. Additionally, mission objectives provide opportunities for exciting power-ups. It will take all your skills to save the Earth!

---

- Control the direction.
- Start game. Pause and un-pause game.
- Powerful attack in wide area which takes a lot of energy.
- Attack in medium power. Press to attack while in sprint status.
- Toss forward. Press to jump while in sprint status.
- No function.
- No function.
- No function.
- Press twice to make hero run.



## Game title: Altered Beast

MENU TITLE: ALTERED BEAST

In a time of legend, warriors, and supernatural foes, Zeus, God of Thunder, summons you from the dead as his champion in the fight of good versus evil. Athena, daughter of Zeus, has been imprisoned by the evil Neff, God of the Underworld, and it is your charge to free her from his clutches. To do so, you must battle Neff's henchmen until you reach the ultimate challenge. Zeus has given you one advantage: the ability to capture spirit balls which you can use to transmute into various beast forms. If you succeed, Zeus will be your ally for all time. If you fail, only Neff knows what pain will be your fate!

- Control the direction.
- Start game. Pause and un-pause game.
- Punch
- Kick.
- Jump.
- No function.
- No function.
- No function.
- Jump higher.



## Game title: Arrow Flash

MENU TITLE: ARROW FLASH

Things are grim. An evil dragon from another galaxy is rapidly approaching Earth and as a space pilot you realize that it is up to you to stop this threat cold. If you fail, your home will be burnt to a cinder. Your ship provides two distinct modes, each known as an Arrow Flash. Using blast weapons and defensive shield capabilities, your challenge is formidable. Hit the thrusters; you have a date with a dragon in outer space!

- Control the direction.
- Start game. Pause and un-pause game.
- Switch between Plane or Robot mode.
- Shoot.
- Attack enemies with laser while in Plane Mode. Attack enemies with speeding bump while in Robot Mode.
- No function.
- No function.
- No function.



## Game title: Black Sheep

MENU TITLE: BLACK SHEEP

Look at the sheep in the center of the screen and use the direction pad to lead the sheep to the direction it is turned to.

- Control the direction.
- Start game.
- Play game.
- Exit game.
- No function.



## Game title: Bomber

MENU TITLE: BOMBER

Blow up your enemies! But be careful not to explode the items or yourself. Collect cool bomb upgrades that can allow you to drop more than one bomb at a time or give you a bigger explosion, thus allowing you to destroy more blocks and enemies.

- Control the direction.
- Start game. Pause and un-pause game.
- Start game. Place bombs.
- No function.
- No function.



## Game title: Bonanza Bros.

MENU TITLE: BONANZA BROS.

Mobo and Robo Bonanza are enjoying their favorite television show when the picture crackles and a shadowy figure of a mysterious stranger appears on screen. This figure asks them to collect certain items that he has placed inside various buildings to test his security force. If they return the items successfully, Mobo and Robo will be rewarded. The two of them state that they will get the job done in just three minutes. However, little do they know that each building is packed with security guards who will raise the alarm if they are caught red-handed. Fortunately both Mobo and Robo are equipped with bullets that can knock the guards unconscious for a few seconds. A huge reward will be given out if Mobo and Robo are apprehended. Help the infamous Bonanza Bros. infiltrate a number of different locations ranging from banks to mansions to casinos and don't get caught!






- Control the direction.
- Start game. Pause and un-pause game.
- Jump.
- Shoot.
- Jump.
- No function.
- No function.
- No function.



### Game title: Bottle Taps Race

MENU TITLE: BOTTLE TAPS RACE

Use your skill to move your little tap through the sand track. On the track selection menu you can see the number of turns and the track length. On each round the taps are moved in sequence. Be careful not to run outside the track, or your tap will be returned to the spot where it was moved from. The one to complete all the laps first will be the winner.






-  Change the direction.
-  Start game. Pause and un-pause game.
-  Start game. Confirm the direction. Press again to select the power.
-  Start game. Confirm the direction. Press again to select the power.
-  Start game. Confirm the direction. Press again to select the power.



### Game title: Brain Switch

MENU TITLE: BRAIN SWITCH

Use the direction pad to indicate if the combination of vowel and even number is correctly shown.






-  Control the direction.
-  Start game.
-  Play game.
-  Exit game.
-  No function.



### Game title: Break the Fireline

MENU TITLE: BREAK THE FIRELINE

In this game, the player controls a plane that must destroy the enemy's planes, while at the same time, evade enemy bullets and crashing into their planes. If shot or rammed by enemy planes, the player's plane will explode. After all 3 lives are lost, the game is over. If all the enemy planes on the screen are destroyed, the player passes the level. Each time the player passes a level, the enemy's bullets speed up. Treasures may be released after some enemy planes have been destroyed. Catching these treasures may strengthen bullets or destroy certain enemy planes.






-  Control the direction.
-  Start game. Pause and un-pause game.
-  Shoot bullets.
-  No function.
-  No function.



### Game title: Bubbles Master

MENU TITLE: BUBBLES MASTER

In this game, a string of colored beads moves along a track towards a skull. When the beads reach the skull, the hole under the skull will open and the beads fall down. When this occurs, the player loses one life. After all 3 lives are lost, the game is over. The player can release beads in different colors onto the string. Any time when there are 3 or more successive same-colored beads, they will blow up and disappear, and the two sections of the broken string will connect up automatically. The player wins the game when all of the beads blow up and disappear. The player will get bonus points if gold coins appear on the screen and are hit with a bead. Some beads have special properties, like making the bead string go slower.






-  Control the direction.
-  Start game. Pause and un-pause game.
-  Release beads.
-  Cycle the jewels.
-  No function.



### Game title: Cannon

MENU TITLE: CANNON

The arrow in the middle of the screen indicates the direction and strength of the wind. Pay attention to the wind because it can influence the missile trajectory. If you are lucky, maybe there will be no wind to worry about!

-  Control the direction.
-  Start game. Pause and un-pause game.
-  Select the angle. Press again to select the power and fire.
-  Select the angle. Press again to select the power and fire.
-  Select the angle. Press again to select the power and fire.




## Game title: Chakan: The Forever Man

MENU TITLE: CHAKAN

Chakan is a demon hunter who had a mission: defeat the Angel of Death in single combat. What he did not know was that doing so he would lose his soul! Cursed with life eternal, Chakan realizes that the only way to regain it and rest in peace is to eradicate the Earth of all evil. Fighting through many levels of platform-style action, Chakan will not rest until he has cleansed the Earth and his soul has been regained! Your soul calls out to you; heed its call!

- Control the direction.
- Start game. Pause and un-pause game.
- Select.
- Attack.
- Jump. Press twice to jump again while jumping. Enter mystic portal.
- No function.
- No function.
- No function.
- Control Attack.



## Game title: Checker

MENU TITLE: CHECKER

The checker game is composed of 1 board and 32 pieces. It is for only one player, and the goal is to leave just one piece on the center of the board.

There are several initial positions for the pieces; the most common one is the one which has all holes occupied except the one in the center. The capture is made by having one piece jump over another. Each time one piece jumps over another, the one that is jumped over is removed from the board. Pieces can only be captured in a straight line, which means no diagonal jumps. The game proceeds until it becomes impossible to capture another piece.

- Control the direction.
- Start game. Pause and un-pause game.
- Start game. Select the piece to be moved or to cancel the selected piece.
- Start game. Select the piece to be moved or to cancel the selected piece.
- Start game. Select the piece to be moved or to cancel the selected piece.




## Game title: Chess

MENU TITLE: CHESS

Chess is a game played between two opponents on opposite sides of a board containing 64 squares of alternating colors. Each player has 16 pieces: 1 king, 1 queen, 2 rooks, 2 bishops, 2 knights, and 8 pawns. The goal of the game is to checkmate the other king. Checkmate happens when the king is in a position to be captured (in check) and cannot escape from capture.

- Control the direction.
- Start game or invoke the menu in-game.
- Take or place a piece.
- Reverse move.
- Menu.




## Game title: Columns

MENU TITLE: COLUMNS

Addictive and ancient, Columns is the game of a bygone era, originating with Phoenician merchants. Align puzzle pieces to build columns and bring them down. Easy to play, yet challenging to master, this is a game to keep you amused for hours on end. You will quickly understand why this simple puzzler has stood the test of time. Prepare to lose yourself in this game of the ancients.

- Control the direction.
- Start game. Pause and un-pause game.
- Arrange the item.
- Arrange the item.
- Arrange the item.
- No function.
- No function.
- No function.





### Game title: Columns III

MENU TITLE: COLUMNS III

Columns III is the final game in the series of fast-moving puzzle classics. As in the other games in the series, match colors of dropping objects in order to remove them from the play field; if they rise too high, the game is over. Columns III adds multiple versions for strategic additions to keep the game fresh and exciting. This is the puzzle game that started it all!

- ⊕ Control the direction.
- ⏸ Start game. Pause and un-pause game.
- Ⓐ "Crush" left whichever jewels are currently falling from the opponent's board and add a row of bricks to the bottom of his field.
- Ⓑ Cycle the jewels.
- Ⓒ "Crush" right whichever jewels are currently falling from the opponent's board and add a row of bricks to the bottom of his field.
- ⓧ No function.
- Ⓨ No function.
- Ⓩ No function.




### Game title: Comix Zone

MENU TITLE: COMIX ZONE

In this action thriller, you play the part of Sketch Turn, a highly respected comic book artist who, by a strange twist of fate, gets sucked into his own comic book creation. Stuck in a familiar world, you must become the hero, fighting against the very villains of your own imagination! If Sketch can first stop one of his evil characters from taking over the world, surely he will be able to find a way out to the real world!

- ⊕ Control the direction.
- ⏸ Start game. Pause and un-pause game.
- Ⓐ Attack.
- Ⓑ Jump.
- Ⓒ Defense.
- ⓧ Use the tool in the left icon above.
- Ⓨ Use the tool in the middle icon above.
- Ⓩ Use the tool in the right icon above.



### Game title: Crack Down

MENU TITLE: CRACK DOWN

When many bombs are discovered throughout a large laboratory, Ben and Andy are called in to dismantle them before the building explodes all around them! Racing from spot to spot, each bomb must be neutralized with smaller charges before time runs out. Defenses have been placed to make it more dangerous, but Ben and Andy have an array of weapons to help them achieve their goals. Better call the bomb squad! Time is short!

- ⊕ Control the direction.
- ⏸ Start game. Pause and un-pause game.
- Ⓐ Change bullets.
- Ⓑ Shoot. Attack with fist if bullets run out.
- Ⓒ Bomb.
- ⓧ No function.
- Ⓨ No function.
- Ⓩ No function.



### Game title: Cross the Road

MENU TITLE: CROSS THE ROAD

In this game, the player needs to control the dogs at the bottom of the screen to cross the busy street within a limited time and arrive at the cabins on the opposite side of the street without being run over. Dogs can jump onto the roof of cars and move with it. Whenever all 3 dogs have arrived in cabins, one level (out of 10) is passed. Each time you pass a level, the speed and quantity of cars is increased. A dog loses a life if it is hit by a car or enters a non-vacant cabin. When all of the 4 lives are lost, the game is over.

- ⊕ Control the direction.
- ⏸ Start game. Pause and un-pause game.
- Ⓐ Control dog to jump a step forward.
- Ⓑ Control dog to jump onto the roof of a car.
- Ⓒ No function.



### Game title: Curling 2010

MENU TITLE: CURLING 2010

The player and the computer are positioned at the opposite sides of the table with 5 balls each. Whoever throws all of the 10 balls to the other end first or has fewer balls left when the time is up wins the game, and enters the next round. The player must avoid the balls thrown from the other side. If struck by a ball, the player will be dazed for a while.

- + Control the direction.
- Start game. Pause and un-pause game.
- A Throw a ball.
- B No function.
- C No function.



### Game title: Decap Attack

MENU TITLE: DECAP ATTACK

In an odd and colorful world, anything can happen. Max D. Cap, an evil boss, has taken control of this unusual planet and must be stopped. Chuck D. Head, a headless mummy, rises up as the best hope of this strange world and he will stop at nothing to defeat Max and free the planet. Brightly colored lands, unusual foes and powerful and exotic weapons await you as you guide Chuck in his heroic battle in this side scrolling spectacular!

- + Control the direction.
- Start game. Pause and un-pause game.
- A Open items menu.
- B Attack.
- C Jump.
- X No function.
- Y No function.
- Z No function.



### Game title: Dinosaur Puzzle

MENU TITLE: DINOSAUR PUZZLE

Confirm the color on the right based on the name on the left in this dino-themed puzzler.

- + Move left to select No or right to select Yes.
- Start game.
- A Play game.
- B Exit game.
- C No function.



### Game title: Dominant Amber

MENU TITLE: DOMINANT AMBER

Within given time, select with direction control button "UP" or "DOWN" to indicate which color more dominates the given square.

- + Control the direction.
- Start game.
- A Play game.
- B Exit game.
- C No function.



### Game title: ESWAT: City Under Siege

MENU TITLE: ESWAT

Liberty is a dark, crime ridden metropolis, teeming with criminals who are looking to take advantage of the innocent and the weak. ESWAT places you in the game as a member of the Cyber Police force where it is your job to protect the citizens and stop the criminals. As you advance through this action-shooter, you will gain rank which will open up new weapons and defensive capabilities. If you can arrest the criminal masterminds behind the city's trouble, Liberty may even promote you to chief of the famed ESWAT squad! Look out criminals, ESWAT is on patrol!

- + Control the direction.
- Start game. Pause and un-pause game.
- A Jump.
- B Shoot.
- C Jump.
- X No function.
- Y No function.
- Z No function.



### Game title: Fatal Labyrinth

MENU TITLE: FATAL LABYRINTH

Many hours of danger and excitement await you in this dungeon crawling favorite! When the Holy Goblet is stolen and taken to Dragonia, the castle of doom, it appears that all hope is lost for the world. As Trykaar, you represent the last hope for mankind against Dragonia's evil inhabitants. Your quest is to search Dragonia's randomly generated levels, battle its minions and retrieve the Holy Goblet. With success comes the eradication of this threat as you acquire the Holy Goblet and return it to its rightful place. Dragonia's victory spells the end of all that is good and holy. You cannot let Dragonia's minions succeed!

- Control the direction.
- Start game. Pause and un-pause game.
- Pick up an item while on top of it.
- Leave the inventory screen.
- Open up your inventory screen. Confirm a selection and leave the screen.
- No function.
- No function.
- No function.

NOTE: To fight a monster, simply run into it.



### Game title: Fight or Lose

MENU TITLE: FIGHT OR LOSE

In this game, the player controls the knight and needs to capture all the pawns. The movement follows chess rules. The knight moves 2 squares in one direction and 1 square in the other. Every time the horse moves, the pawns move one step forward. If one of the pawns manages to reach the end of the board, the player loses. If all the pawns are captured, the player receives one point and goes to the next level!

- Control the direction.
- Start game.
- Play game. Select or Move and capture the pawns.
- Play game. Select or Move and capture the pawns.
- Play game. Select or Move and capture the pawns.



### Game title: Fish Tank Live

MENU TITLE: FISH TANK LIVE

Hit all the objects at the top of the screen with your bouncing projectile. Try to catch the power ups, but don't forget to bounce the projectile back or you'll lose a life!

- Control the direction.
- Start game. Pause.
- Launch ball.
- No function.
- No function.



### Game title: Flash Memory

MENU TITLE: FLASH MEMORY

When the numbers are shown, remember their location. Using direction pad, indicate the sequence in increasing order.

- Control the direction.
- Start game.
- Play game. Select.
- Exit game.
- No function.



### Game title: Flicky

MENU TITLE: FLICKY

When the babies wander off, there is only one thing to do: lead them back to the safety of their nest. Flicky the mother blue jay has just such a task. It won't be easy to get the baby chicks back though! Hungry cats are on the prowl and many surprising hazards are waiting to be found. Puzzle your way through level after level of cat fighting fun in this family favorite!

- Control the direction.
- Start game. Pause and un-pause game.
- Jump.
- Jump.
- Jump.
- No function.
- No function.
- No function.



### Game title: Gain Ground

MENU TITLE: GAIN GROUND

Gain Ground is a game of arcade style action and game changing strategy at its finest. Your mission is to save captives and get them to safety. As the leader of a group of mercenaries, it is up to you to decide which ones to use in each challenge. Every fighter possesses unique abilities that could be the difference between life and death. You might even pick up a new fighter along the way, adding to the strategic possibilities and fun!

- ⊕ Control the direction.
- ⏸ Start game. Pause and un-pause game.
- Ⓐ Attack.
- Ⓑ Attack.
- Ⓒ Attack.
- ⓧ No function.
- Ⓨ No function.
- Ⓩ No function.



### Game title: Golden Axe

MENU TITLE: GOLDEN AXE

It is a dark time in the Land of Yuria as the evil Death Adder has invaded, kidnapped the princess and seized the Golden Axe. Devastation alone lays in his wake. Three powerful heroes, each with distinct fighting styles, have emerged in a desperate bid to bring justice to Yuria and free the princess. It will take all of the brawn and magic they can muster just to stand a chance of defeating Death Adder! They vow to save the princess or die trying! The rest is up to you.

- ⊕ Control the direction.
- ⏸ Start game. Pause and un-pause game.
- Ⓐ Use magic.
- Ⓑ Attack.
- Ⓒ Jump.
- ⓧ No function.
- Ⓨ No function.
- Ⓩ No function.




### Game title: Golden Axe II

MENU TITLE: GOLDEN AXE II

Vanquished in Golden Axe I, the Death Adder has been defeated by our heroes. Unfortunately, another evil force, known as the 'Dark Guild', has risen to take his place. With the Golden Axe now in the Dark Guild's possession, our three heroes are once again called in to action to retrieve the Golden Axe for mankind. To meet this new challenge, they must use all of their unique fighting skills and spells to save the land from chaos. Fighting has never been so much fun!

- ⊕ Control the direction.
- ⏸ Start game. Pause and un-pause game.
- Ⓐ Start game. Use magic.
- Ⓑ Start game. Attack.
- Ⓒ Start game. Jump.
- ⓧ No function.
- Ⓨ No function.
- Ⓩ No function.



### Game title: Golden Axe III

MENU TITLE: GOLDEN AXE III

After a stinging defeat in Golden Axe II, the evil lord Dark Guld has regrouped and has come for revenge! Stealing the powerful Golden Axe, a symbol of peace and prosperity, the Dark Guld wants to see the world revert to chaos. Once again, three warriors, including a fierce barbarian, a ferocious Amazon, and a fearless dwarf are willing to risk their lives to put a stop to the terror. It's time to start the long journey through enemy-infested territory. Fight onward until you reach the final showdown, a battle with Dark Guld himself!

- ⊕ Control the direction.
- ⏸ Start game. Pause and un-pause game.
- Ⓐ Use magic.
- Ⓑ Attack.
- Ⓒ Jump.
- ⓧ No function.
- Ⓨ No function.
- Ⓩ No function.



### Game title: Hexagonos

MENU TITLE: HEXAGONOS

There are two things you can do: jump and duplicate. The stone is duplicated when it is moved to a neighboring hexagon. Move your piece next to your opponent's piece to make their piece become yours. Whoever has more stones when there are no more possible moves, wins.

- Control the direction.
- Start game. Pause and un-pause game.
- Select the piece you want to move. Press again to select and confirm the movement.
- Cancel the movement.
- Cancel the movement.




### Game title: Hidden Agenda

MENU TITLE: HIDDEN AGENDA

Determine the underlying rule according to the series of images on the screen. Answer "Follow the Rule" if you believe the current image follows the rule, and answer "Does Not Follow the Rule" if otherwise. For example, if the underlying rule is the color red, then red images match the underlying rule. The rules can be: Color: Blue, Green, Red. Shade: Empty, Full, Gradient Color. Shape: Dog, Rabbit, Ox, Cat. Quantity: 1, 2 or 3.

- Control the direction.
- Start game.
- Play game.
- Exit game.
- No function.



### Game title: Hide and Seek

MENU TITLE: HIDE AND SEEK

Follow the dinosaur eggs and find the hidden dinosaur babies.

- Control the direction.
- Start game.
- Play game. Select.
- Exit game.
- No function.



### Game title: Jack's Pea

MENU TITLE: JACK'S PEA

Two green platforms are floating in the air (one higher and one lower) and moving from one side to another. The player is always on the lower one and has to jump onto the upper platform when the two platforms are almost overlapping in the vertical direction. When a certain amount of jumps are reached, the player enters the next level. Each time a level is passed, the platforms move faster. If the player does not land on any platform, the player will fall into the abyss and lose a life. When all 3 lives are lost, the game is over.

- Control the direction.
- Start game. Pause and un-pause game.
- Jump up.
- No function.
- No function.



### Game title: Jewel Magic

MENU TITLE: JEWEL MAGIC

When the game starts, 3 vertical jewels appear on the screen and drop down vertically. The player can control the jewels to land in the appropriate places, and if there are three or more jewels that have the same color and pattern in the horizontal, vertical, or diagonal direction, these jewels will blow up and disappear, and the player will be rewarded with points. When the score reaches a certain value, the level is passed, and the jewels will start to drop faster. If the piled up jewels reach the top of the screen, the game is over.

- Control the direction.
- Start game. Pause and un-pause game.
- Change the stack sequence of the dropping jewels.
- No function.
- No function.
- Make the jewels drop faster.



## Game title: Jewel Master

MENU TITLE: JEWEL MASTER

The peaceful kingdom of Mythgard seemed blessed for all time. Then the Demon King, Jardine the Mad, came to power and it seemed that all good was gone forever. Jewel Master, weaver of the Elements, was summoned to possess magical rings of great power and to use these rings to conjure spells with which to defeat the legions of Evil. As the Jewel Master, you must seek out the remaining rings, reclaim the Elemental Blade, and strike down Jardine the Mad. Only by wielding the Elemental Blade can Mythgard be restored to its former glory!

- Control the direction.
- Start game. Pause and un-pause game.
- A** Empty your hands in Pause menu. Reset the ring. Attack using your Left hand.
- B** Attack using your Right hand.
- C** Jump. Select the ring in the Pause menu.
- X** No function.
- Y** No function.
- Z** No function.
- Long press for attack upward..




## Game title: Jura Formula

MENU TITLE: JURA FORMULA

Using direction control, indicate if two given numbers have the same (=), bigger (>) or smaller (<) value.

- Control the direction.
- Start game.
- A** Play game.
- B** Exit game.
- C** No function.



## Game title: Kid Chameleon

MENU TITLE: KID CHAMELEON

When his friends get sucked into a virtual reality game and can't escape, it is up to Kid Chameleon to enter the game himself and save the day! Using his ability to change his shape into various other forms, Kid Chameleon must do battle against his foes. Each form adds a special ability which must be used to pass each of the game's stages. With over 100 levels of gameplay, you will find plenty of challenges on your quest. Your friends are depending on you, so it's time to get in the game!

- Control the direction.
- Start game. Pause and un-pause game.
- A** Run.
- B** Jump.
- C** Use weapon if available.
- X** No function.
- Y** No function.
- Z** No function.



## Game title: Lost World Sudoku

MENU TITLE: LOST WORLD SUDOKU

Solve the puzzle by filling all the blank squares in a game with the correct numbers: Every row of 9 numbers must include all digits 1 through 9 in any order. Every column of 9 numbers must include all digits 1 through 9 in any order. Every 3 by 3 subsection of the 9 by 9 square must include all digits 1 through 9.

- Control the direction.
- Start game.
- A** Play game. Select.
- B** Exit game.
- C** No function.



### Game title: Mahjong Solitaire

MENU TITLE: MAHJONG SOLITAIRE

The object of the game is to clear the playing area of tiles by matching pairs of tiles. The player can remove only those matching pairs of tiles where each tile has at least one side (left or right) free and no other tiles placed on top. Matching tile pairs can be removed by clicking on each tile in the pair.

- + Control the direction.
- Start game.
- A Start game and select.
- B Back. Start game.
- C Quit current game.




### Game title: Maze 2010

MENU TITLE: MAZE 2010

Touch all of the gems and then the exit flag as quickly as possible to score the most points in this multi-level maze game. Hurry, before time runs out and your game is over!

- + Control the direction.
- Start game. Pause and un-pause game.
- A No function.
- B No function.
- C No function.



### Game title: Dr. Robotnik's Mean Bean Machine

MENU TITLE: DR. ROBOTNIK

The evil Dr. Robotnik has always loved to turn people and other objects into robots. In this Columns-style game he is menacing the unsuspecting citizens of Beanville and threatening to make them his next victims of robot transformation! Create matching color groups to save the Beans, but watch out for the robots. They will try to stop you dead in your tracks. If you fail to make the match, into the Mean Bean Machine you go and Beanville will surely become robot central!

- + Control the direction.
- Start game. Pause and un-pause game.
- A Arrange the item to right side.
- B Arrange the item to left side.
- C Arrange the item to right side.
- X No function.
- Y No function.
- Z No function.



### Game title: Meatloaf Rotation

MENU TITLE: MEATLOAF ROTATION

Press the A button to rotate the squares and place the number in the right order. Press the C button to retry.

- + Control the direction.
- Start game.
- A Play game. Select.
- B Exit game. back to the game menu.
- C Retry. Give up.



### Game title: Mega Brain Switch

MENU TITLE: MEGA BRAIN SWITCH

Confirm the number (left side) or letter (right side) combination matches the category it is placed into.

- Move left to select No or right to select Yes.
- Start game.
- A** Play game.
- B** Exit game.
- C** No function.



### Game title: Memory

MENU TITLE: MEMORY

Move the pointing cursor to a face-down tile, and press A button to flip it over. When 2 identical tiles are opened they will be removed from the board. The game is finished when all pairs of tiles have been removed from the board. 4 levels can be selected at the beginning. 4, 6 or 8 tiles can be opened at one time in different levels. Fewer tiles can be opened in higher levels.

- Control the direction.
- Start game.
- A** Press to start the game. Press to confirm the tile selection.
- B** Start game.
- C** Quit current game.



### Game title: Mirror Mirror

MENU TITLE: MIRROR MIRROR

Uncover the hidden letter using the direction control and compare it to the square next to it to find a match.

- Control the direction.
- Start game.
- A** Play game. Select the pane.
- B** Exit game.
- C** No function.

## MORTAL KOMBAT GAMES

FATALITY...the hit arcade classics are now available! Scorpion, Sub-Zero and the rest of the legendary Kombat Warriors are ready to FIGHT! Execute bone shattering combos and excruciating finishing moves! Then defeat Goro and Shang Tsung to become the ultimate Mortal Kombat champion.

NOTE: If you are defeated by Goro and do not press a button to continue before the counter reaches 0, the game may crash to a black screen. If this happens, please restart the device.

### Game title: Mortal Kombat

MENU TITLE: MORTAL KOMBAT



- A** Low Punch
- B** Block
- C** Low Kick
- X** High Punch
- Y** Block
- Z** High Kick
- Jump
- Walk forward/back
- Crouch

### Game title: Mortal Kombat 3

MENU TITLE: MORTAL KOMBAT 3



- A** Low Punch
- B** Block
- C** Low Kick
- X** High Punch
- Y** Run
- Z** High Kick
- Jump
- Walk forward/back
- Crouch

### Game title: Mortal Kombat II

MENU TITLE: MORTAL KOMBAT II



- A** Low Punch. Start game.
- B** Low Kick. Start game.
- C** High Kick. Start game.
- X** High Punch
- Y** Block
- Z** High Kick
- Jump
- Walk forward/back
- Crouch

NOTE: You can switch the control to 6 buttons by entering Options and then select Extra Controls.



MORTAL KOMBAT © 1992-2017 Warner Bros. Entertainment Inc. All other trademarks and copyrights are the property of their respective owners. All rights reserved.

Mortal Kombat, the dragon logo, and all related characters and elements are trademarks of and © Warner Bros. Entertainment Inc. (s17)



MORTAL KOMBAT II © 1993-2017 Warner Bros. Entertainment Inc. All other trademarks and copyrights are the property of their respective owners. All rights reserved.

Mortal Kombat, the dragon logo, and all related characters and elements are trademarks of and © Warner Bros. Entertainment Inc. (s17)



MORTAL KOMBAT 3 © 1995-2017 Warner Bros. Entertainment Inc. All other trademarks and copyrights are the property of their respective owners. All rights reserved.

Mortal Kombat, the dragon logo, and all related characters and elements are trademarks of and © Warner Bros. Entertainment Inc. (s17)





### Game title: Mr. Balls

MENU TITLE: MR. BALLS

Mr. Balls and his brothers got caught in a mysterious machine! Your mission is to free all of them. The problem is that the machine has a strange rule. When you release or lock one of them, those which are to the left, right, above, or below, switch their state, meaning that if they were unlocked they become locked, and if they were locked they become unlocked. There are many levels to be solved, including one which is random.

- +** Control the direction.
- Start** Start game. Pause and un-pause game.
- A** Start game and see instructions. Lock or unlock.
- B** Start game and see instructions. Lock or unlock.
- C** Start game and see instructions. Lock or unlock. Choose the initial shape. Back to the game menu.



### Game title: Mya Master Mind

MENU TITLE: MYA MASTER MIND

Try to determine the hidden combination. There are no repeat digits. "A" represents the number of digits that are present and in the right position and "B" represents the number of digits that are present but not in the right position. Guess the correct combination according to the hints given.

- +** Move.
- Start** Start game.
- A** Play game. Confirm.
- B** Exit game.
- C** No function.



### Game title: Naval Power

MENU TITLE: NAVAL POWER

Command your squad in a life or death battle! Sink all of the opponent's ships to win.

- +** Select your target.
- Start** Start game. Pause and un-pause game.
- A** Fire.
- B** Fire.
- C** Fire.



### Game title: Pac-Panic

MENU TITLE: PAC-PANIC

Pac-Panic is a think-fast challenge and puzzle game with three different modes of play: Normal Mode (one player), Puzzle Mode (one player), and Versus Mode (two players; not available). In every mode, your basic goal is simple: clear the screen of falling blocks and ghosts. To clear the blocks, line them up as they fall to make complete horizontal lines. Each complete line will vanish. To clear the ghosts, you herd them and Pac-Man eats them. Every time Pac-Man appears, he'll eat any ghost in his way until he runs into a block or runs out of ghosts. Pac-Man only moves down and horizontally, never up, and, on a flat surface, he goes the way his mouth is pointing.

- +** Move. Press down to accelerate block descent.
- Start** Start game. Pause game.
- A** Rotate cluster (one quarter turn each press).
- B** Rotate Pac-Man as he falls (Puzzle Mode only).
- C** No function.
- X** No function.
- Y** No function.
- Z** No function.




### Game title: Panic Lift

MENU TITLE: PANIC LIFT

Help the customers to get to the right floor when the correct floor is reached.

- +** Control the direction.
- Start** Start game.
- A** Play game. Select the floor.
- B** Exit game.
- C** No function.



### Game title: Phantasy Star II

MENU TITLE: PHANTASY STAR II

Set in a futuristic world, the people of the planet Mota engage in experiments to make biomechanical creatures. While most of the experiments resulted in useful creatures that serve the people, one was made that posed a great danger to Mota. As this disaster struck, the signal for help came from the experimental labs, summoning you to action. With the aid of a few fellow fighters you begin an adventure that starts with a simple mission but you soon discover that the fate of the entire planet is at stake!

- Control the direction.
- Start game. Pause and un-pause game.
- Use magic.
- Cancel the selected item.
- Enter the menu. Confirm the selected item.
- No function.
- No function.
- No function.



### Game title: Phantasy Star III: Generations of Doom

MENU TITLE: PHANTASY STAR III

After an ancient battle between the people of Orakio and Laya, peace reigned for a thousand years across the entire planet. The victorious Orakians were ruled by the young prince Rhys. Upon the day of his wedding, the prince's enemies emerged from the shadows and kidnapped his bride. Devastated, Rhys began his epic quest to learn the identity of the kidnappers and find his beloved Maya. Deep down, Rhys knows that only the Layans would attempt such a crime. Rhys must be victorious in battle against his newfound enemies and reclaim his bride or global war will begin once more!

- Control the direction.
- Start game. Pause and un-pause game.
- Use magic.
- Cancel the selected item.
- Enter the menu. Confirm the selected item.
- No function.
- No function.
- No function.



### Game title: Plumbing Contest

MENU TITLE: PLUMBING CONTEST

In this game, the player needs to select proper pipes and connect the start and end points on the screen within a limited time; otherwise, the game is over.

- Control the direction.
- Start game. Pause and un-pause game.
- Change types of pipes.
- No function.
- No function.



### Game title: Ptero Spotting

MENU TITLE: PTERO SPOTTING

Remember the number and then the location of the pterodactyl. After the pterodactyl vanishes, click on the location where the pterodactyl was. After doing this three times, arrange the three numbers so that the mathematical equation makes sense.

- Control the direction.
- Start game.
- Play game. Select.
- Exit game.
- No function.



### Game title: Rolling Thunder 2

MENU TITLE: ROLLING THUNDER 2

Play as either Leila or Albatross, operatives in the Rolling Thunder task force, as you try to stop the Geldra organization's plans for world domination.

- Move. Press up to hide in doorways or move behind nets and then press up again to come back out. Press down to crouch.
- Start game. Pause game.
- No function.
- Shoot.
- Jump. Press up while pressing C to jump high or jump to the next level. Press down while pressing C to leap down.
- No function.
- No function.
- No function.




### Game title: Rolling Thunder 3

MENU TITLE: ROLLING THUNDER 3

Play as either Leila or Albatross, operatives in the Rolling Thunder task force, as you try to stop the evil Gimdo's and Dread's terrorist networks.

- + Move. Press down to crouch.
- Start game. Pause game.
- A Use equipped special weapon. Unselect item.
- B Attack. Select item.
- C Jump. Unselect item. Press up while pressing C to jump high or jump to the next level. Press down while pressing C to leap down.
- X No function.
- Y No function.
- Z No function.



### Game title: Shadow Dancer: The Secret of Shinobi

MENU TITLE: SHADOW DANCER

Union Lizard, a vast crime empire, has taken over New York. As Shadow Dancer, a master of martial arts, you must do battle in the name of justice. Using all of your kung-fu skills and the help of your faithful dog, it is up to you to stop the evil Ninjas of Union Lizard once and for all and regain the honor of a slain friend. Once New York is safe, you must fight the mighty Lizard King himself to achieve ultimate victory!

- + Control the direction.
- Start game. Pause and un-pause game.
- A Use the master skill.
- B Attack. Long press to send dog fighting with Shadow Dancer.
- C Jump.
- X No function.
- Y No function.
- Z No function.



### Game title: Shining Force: The Legacy of Great Intention

MENU TITLE: SHINING FORCE

The land of Rune, in the kingdom of Guardia, has been at peace for centuries, until the hordes of Runefault attack. Now, the evil force of Runefault are spotted near the Gate of the Ancients. As a young swordsman of Guardia, find out what Runefault is after, stop their ambition, and bring back peace to the land of Rune.

- + Control the direction.
- Start game.
- A Confirm. Menu.
- B Cancel.
- C Confirm. Menu.
- X No function.
- Y No function.
- Z No function.




### Game title: Shining Force II: The Ancient Seal

MENU TITLE: SHINING FORCE II

As a student of Astral the wizard, you and your friends study all the usual subjects: reading, writing, and sword fighting. As your time at school draws to an end, dark events are taking place on the island of Grana. The two jewels that seal the Door to Darkness have been stolen, allowing a creature of awesome power to be unleashed. Finding where the Jewels were taken, and why, is a task only the bravest adventurers can undertake.

- + Control the direction.
- Start game.
- A Confirm. Menu.
- B Cancel.
- C Confirm. Talk. Inspect.
- X No function.
- Y No function.
- Z No function.



### Game title: Shinobi III: Return of the Ninja Master

MENU TITLE: SHINOBI III

After their utter annihilation in Shinobi II, the Neo Zeed leaders are secretly rebuilding their evil organization. Shinobi senses their powers growing and he knows that it is up to him to stop them again. Neo Zeed's minions have been ordered to stop Shinobi at all costs. The stakes are high, and as Joe Musashi - Shinobi - you know that unless you succeed, the world will fall into the clutches of Neo Zeed! You must not fail!

- Control the direction.
- Start game. Pause and un-pause game.
- Use the master skill.
- Attack.
- Jump.
- No function.
- No function.
- No function.



### Game title: Skeleton Scale

MENU TITLE: SKELETON SCALE

Use the direction control to figure out and delete the unnecessary number to make the scales weigh the same.

- Control the direction.
- Start game.
- Play game. Delete unnecessary number.
- Exit game.
- No function.



### Game title: Snake

MENU TITLE: SNAKE

Score points and pass levels by having the snake eat magic berries in the playing area while avoiding the snake's tail and walls. Each time the snake eats a piece of food, its tail grows longer. The level is completed when all the items are collected.

- Control the direction.
- Start game.
- Start game. Play game. Exit game.
- Start game. Exit game.
- No function.



### Game title: Sonic & Knuckles

MENU TITLE: SONIC AND KNUCKLES

Dr. Robotnik is back and he is after the Master Emerald. If he can get his hands on it, he knows that he can fuel his ultimate weapon, the Death Egg, forever. With this power, Dr. Robotnik can destroy the floating island and with it his enemies, Sonic and Knuckles. In order to save the island and themselves, Sonic and Knuckles must find the Master Emerald before Robotnik and his henchmen.

- Control the direction.
- Start game. Pause and un-pause game.
- Jump. Hold direction control down to start spinning, then tap the button repeatedly to rev up your spin. Release the direction control to dash away like a road rocket. As Knuckles, press button twice quickly to get some air and start gliding. When close to a wall, press button twice quickly, then move with the direction control. Press button to jump off.
- No function.
- No function.
- No function.



### Game title: Sonic Spinball

MENU TITLE: SONIC SPINBALL

Dr. Eggman (AKA Dr. Robotnik) has taken over Mt. Mobius and turned it into a mechanical base. He is using energy from the magma flowing under the volcano to power his Veg-O-Fortress. He has the power to transform helpless animals into robot slaves. Sonic the Hedgehog and Tails must take down this fortress to free the enslaved animals. The only way to make that happen is to trigger an eruption in the volcano it's built on. Sonic knows this can be done by removing the Chaos Emeralds that keep the volcano stable. Dr. Eggman, however, is also aware of the fragile relationship that exists between the Emeralds and the mountain, and he's set up an elaborate Pinball Defense System to make sure the precious jewels don't go anywhere.

- Control the direction.
- Start game. Pause and un-pause game.
- Left Flipper.
- Right Flipper.
- Both Flippers.
- No function.
- No function.
- No function.



### Game title: Sonic the Hedgehog

MENU TITLE: SONIC THE HEDGEHOG

Sonic the Hedgehog is a side scrolling race to save Sonic's animal friends, who have been captured by the evil Dr. Robotnik. Using great speed and a spin attack, Sonic brings plenty of attitude, looping, jumping, and super-speed fun. Sonic the Hedgehog is one of the fastest and most entertaining games you can find! Save Sonic's friends, with special 3-D levels providing an amazing bonus!

- +** Control the direction.
- Start** Start game. Pause and un-pause game.
- A** Jump.
- B** Jump.
- C** Jump.
- X** No function.
- Y** No function.
- Z** No function.



### Game title: Sonic the Hedgehog 2

MENU TITLE: SONIC THE HEDGEHOG 2

Sonic is back and once again he must face the evil Dr. Robotnik and stop his attempt to conquer the world. In order to achieve his goal, Dr. Robotnik captures all of the animals he can find and transforms them into robots to do his bidding. Sonic must defeat Dr. Robotnik and save his friends. The action has never been more fast or furious than this!

- +** Control the direction.
- Start** Start game. Pause and un-pause game.
- A** Jump.
- B** Jump.
- C** Jump.
- X** No function.
- Y** No function.
- Z** No function.



### Game title: Spider

MENU TITLE: SPIDER

You must protect your cake from the arachnid invasion! You have a pesticide which will help you keep the spiders away from the cake.

- 
- +** Aim your target.
  - Start** Start game. Pause and un-pause game.
  - A** Start game and see instructions. Play game. Fire.
  - B** Start game and see instructions. Fire.
  - C** Start game and see instructions. Fire.



### Game title: Splatter House 2

MENU TITLE: SPLATTER HOUSE 2

Your girlfriend Jennifer is trapped in a living nightmare and it's up to you to save her. The only option is to don the terror mask to transform into a buffed out mayhem machine ready to smash and bash a path to freedom. Utilize every weapon, from your gnarled fist to a roaring chainsaw to conquer legions of oozing zombies and ghastly ghouls. With skill you may last long enough to confront horrible bosses. An iron will and strong stomach are mandatory.

- 
- +** Move. Press down to crouch.
  - Start** Start game. Pause game.
  - A** Jump.
  - B** Attack.
  - C** Jump.
  - X** No function.
  - Y** No function.
  - Z** No function.




### Game title: Super Thunder Blade

MENU TITLE: SUPER THUNDER BLADE

A renegade army has focused its sights on domination of the free world, and has unleashed its deadly troops from a secret power base in the East. Use the state-of-the-art defense system at your fingertips - the Super Thunder Blade - to find the central enemy base and blow it sky high.

- 
- + Control the direction.
  - Start game. Pause and un-pause game.
  - A Shoot.
  - B Hover.
  - C Shoot.
  - X No function.
  - Y No function.
  - Z No function.




### Game title: The Ooze

MENU TITLE: THE OOZE

As a scientist you deal with chemicals all day long, but one day, the worst sort of thing happens: your boss creates a compound that turns you into a puddle of thick green goop and you get flushed down the drain! Thankfully you have some newfound abilities that come with your transformation which will help you make your way back to the lab so that you can be restored to humanity. Solve puzzles and fight enemies along the way to prevent your boss from taking over the world!

- 
- + Control the direction.
  - Start game. Pause and un-pause game.
  - A Attack with your body.
  - B Attack with green balls.
  - C No function.
  - X No function.
  - Y No function.
  - Z No function.



### Game title: Virtua Fighter 2

MENU TITLE: VIRTUA FIGHTER 2

The call for the greatest fighters in the world has once again been issued! The World Fighting Tournament is back with greater fighters, more special moves and greater numbers of spectacular locations in which to do battle. The champions of the first tournament are back with some new faces as well. You must use all of your skills to survive the challenges that await!

- 
- + Control the direction.
  - Start game. Pause and un-pause game.
  - A Defense.
  - B Punch.
  - C Kick.
  - X No function.
  - Y No function.
  - Z No function.



### Game title: Wall-Breaking

MENU TITLE: WALL-BREAKING

The player must destroy all of the 20 enemy tanks to enter the next level. When an enemy tank is destroyed, treasures will appear. These treasures may add an additional life, increase bullet power, add a shield, or even add bombs. If all of the player's lives are destroyed by enemy tanks, the game is over.

- 
- + Control the direction.
  - Start game. Pause and un-pause game.
  - A Start game. Shoot bullets.
  - B No function.
  - C No function.



### Game title: Warehouse Keeper

MENU TITLE: WAREHOUSE KEEPER

The goal of this game is to place all boxes with goods onto their designated spots in a warehouse. The player should push boxes to the spots marked with crosses. Only one box at a time can be moved and it cannot be pulled. Push boxes to the right places to beat the stage.

- Control the direction.
- Start game.
- A** Enter the game. Press to mark current stage as completed. Press again to enter next stage.
- B** Press to mark current stage as failed. Press again to restart current stage.
- C** No function.



### Game title: Whack A Wolf

MENU TITLE: WHACK-A-WOLF

Use direction pad to hit the wolf.

- Control the direction.
- Start game.
- A** Play game.
- B** Exit game.
- C** No function.



### Game title: Yawning Triceratops

MENU TITLE: YAWNING TRICERATOPS

Watch for the pattern of yawning triceratops. Repeat the pattern.

- Control the direction.
- Start game.
- A** Play game. Confirm.
- B** Exit game.
- C** No function.



## SCAN

and find out more about this product.

More Classics at [www.atgames.us](http://www.atgames.us)

## AtGAMES

© 2017 AtGames Holdings, Ltd.

[www.atgames.net](http://www.atgames.net)

All rights reserved.

Made in China.

Game Software© SEGA. All rights reserved. SEGA, the SEGA logo and GENESIS are either registered trademarks or trademarks of SEGA Holdings Co., Ltd. or its affiliates. Distributed by AtGames under license from SEGA Holdings Co., Ltd

PAC-PANIC™ & ©1993, SPLATTERHOUSE™2 &©1991,  
ROLLING THUNDER™2& ©1991, ROLLING THUNDER™3&©1993  
BANDAI NAMCO ENTERTAINMENT INC.