

PACIFIC 1940 SECOND EDITION

A WWII STRATEGY GAME

2-4 PLAYERS • 500+ PLAYING PIECES • GAME BY LARRY HARRIS

Axis & Allies

PACIFIC 1940 SECOND EDITION

A WWII STRATEGY GAME

2-4 PLAYERS • 500+ PLAYING PIECES • GAME BY LARRY HARRIS

Axis & Allies



12+
F3152
2-5

Axis & Allies **PACIFIC 1940** SECOND EDITION

Axis & Allies **PACIFIC 1940** SECOND EDITION

Axis & Allies **PACIFIC 1940** SECOND EDITION

Australia consumer service: <https://consumercare.hasbro.com/en-au>
New Zealand consumer service: <https://consumercare.hasbro.com/en-nz>
MADE IN CHINA.



F3152

DECIDE THE FATE OF A NATION AND THE DESTINY OF THE WORLD

Axis & Allies

The year is 1940. Japan continues to flex its military might in China as political tension grips the world. In Europe, France is about to fall, and Asia braces for the impact. Holland, now occupied by Germany, is forced to leave its resource rich colonies in the Dutch East Indies vulnerable to the oil-starved Imperial Japanese Empire. French Indo-China will soon be occupied by Japanese land, sea, and air forces. Britain has received an ultimatum to close the Burma Road or risk war with Japan. The United States reacts with an embargo of strategic materials. The stage is set.

As the Empire of Japan, you will plan, build, and maneuver your mighty fleets of ships and aircraft in your effort to dominate half the world. When the time is right, you will enter into direct military confrontations with the mightiest economic powers on earth, attempting to cripple them before they can thwart your plans of conquest.

As one of the Allied powers, you must come together with your allies in the recognized need for a common defense. To succeed, you will need to take charge of the economic, political, and military reigns of your world power, because you'll be challenged by the greatest naval and air power in the world.

Rewrite the story and leave your mark on history.

Contents:

- 1 Game Board
- 1 Battle Strip
- 1 Casualty Strip
- 100 National Control Markers
- 16 Industrial Complex Markers
- 16 Naval Base Markers
- 16 Air Base Markers
- 5 National Storage Boxes
- 1 Research & Development Chart
- 80 Chips
- 6 Dice
- 500 plastic miniatures

Includes units such as:
mechanized infantry, tactical bombers,
and AAA (antiaircraft artillery)

Extra large 35" x 32" gameboard
for a greater play experience

Compatible with Axis & Allies Europe 1940

Axis & Allies Pacific 1940 can be combined with Axis & Allies Europe 1940 (sold separately) to create the greatest Axis & Allies experience to date!

Both game boards unite to create a massive 70" x 32" playing field that will let you experience the full scale of World War II global conflict!

Includes ANZAC units



AXIS & ALLIES, AVALON HILL and HASBRO and all related trademarks and logos are trademarks of Hasbro, Inc. © 2021 Hasbro.

Hasbro, Pawtucket, RI 02861-1059 USA; HASBRO CANADA, LONGUEUIL, QC, CANADA J4G 1G2. US/CANADA TEL: 1-800-255-5516. Retain this information for future reference. MADE IN CHINA, FABRIQUÉ EN CHINE.

Manufactured by Hasbro SA, Rue Emile-Boechat 31, 2800 Delémont, CH. Represented by: Hasbro B.V. Entres 240, 1101 EE Amsterdam, NL. © Hasbro UK Ltd, 705, Box 43, Newport, NP19 4PH, UK. Tel: 0800 2242726. consumer_affairs@hasbro.com



PARENTS:
AvalonHill.com

 **United States Setup:**

17 IPCs

- Western United States:** 2 Infantry, 1 Mechanized Infantry, 1 Artillery, 2 AAA, 1 Fighter, Air Base, Naval Base, Major Industrial Complex
- Hawaiian Islands:** 2 Infantry, 2 Fighters, Air Base, Naval Base
- Midway:** Air Base
- Wake Island:** Air Base
- Guam:** Air Base
- Philippines:** 2 Infantry, 1 Fighter, Air Base, Naval Base
- Sea Zone 10:** 1 Transport, 1 Destroyer, 1 Cruiser, 1 Aircraft Carrier (Carrying 1 Fighter and 1 Tactical Bomber), 1 Battleship
- Sea Zone 26:** 1 Transport, 1 Submarine, 1 Destroyer, 1 Cruiser
- Sea Zone 35:** 1 Submarine, 1 Destroyer

©2021 Hasbro.

 **United Kingdom Setup:**

16 IPCs

India: 6 Infantry, 1 Artillery, 3 AAA, 1 Fighter, 1 Tactical Bomber, Air Base, Naval Base, Major Industrial Complex

Burma: 2 Infantry, 1 Fighter

Malaya: 3 Infantry, Naval Base

Kwangtung: 2 Infantry, Naval Base

Sea Zone 37: 1 Battleship

Sea Zone 39: 1 Transport, 1 Destroyer, 1 Cruiser



©2021 Hasbro.

 **China Setup:**

12 IPCs

- Szechwan:** 6 Infantry, 1 Fighter
- Yunnan:** 4 Infantry
- Hunan:** 2 Infantry
- Kweichow:** 2 Infantry
- Shensi:** 1 Infantry
- Suiyuan:** 2 Infantry



©2021 Hasbro.

 **Japan Setup:**

26 IPCs

Japan: 6 Infantry, 2 Artillery, 1 Tank, 3 AAA, 2 Fighters, 2 Tactical Bombers,
2 Strategic Bombers, Air Base, Naval Base, Major Industrial Complex

Iwo Jima: 1 Infantry

Okinawa: 1 Infantry, 1 Fighter

Korea: 4 Infantry, 1 Fighter

Manchuria: 6 Infantry, 1 Mechanized Infantry, 1 Artillery, 1 AAA, 2 Fighters,
2 Tactical Bombers

Jehol: 2 Infantry, 1 Artillery

Shantung: 3 Infantry, 1 Artillery

Kiangsu: 3 Infantry, 1 Artillery, 1 Fighter, 1 Tactical Bomber

Kiangsi: 3 Infantry, 1 Artillery

Kwangsi: 3 Infantry, 1 Artillery

Siam: 2 Infantry

Formosa: 1 Fighter

Palau Island: 1 Infantry

Caroline Islands: 2 Infantry, 1 AAA, Air Base, Naval Base

Sea Zone 6: 1 Transport, 1 Submarine, 2 Destroyers, 1 Cruiser, 2 Aircraft Carriers
(Each Carrying 1 Fighter and 1 Tactical Bomber), 1 Battleship

Sea Zone 19: 1 Transport, 1 Submarine, 1 Destroyer, 1 Battleship

Sea Zone 20: 1 Transport, 1 Cruiser

Sea Zone 33: 1 Destroyer, 1 Aircraft Carrier (Carrying 1 Fighter and 1 Tactical Bomber)



ANZAC Setup:

10 IPCs

New South Wales: 2 Infantry, 2 AAA, Naval Base, Minor Industrial Complex

Queensland: 2 Infantry, 1 Artillery, 1 Fighter, Air Base, Naval Base

New Zealand: 1 Infantry, 2 Fighters, Air Base, Naval Base

Malaya: 1 Infantry

Sea Zone 62: 1 Transport, 1 Destroyer

Sea Zone 63: 1 Cruiser

©2021 Hasbro



MOBILIZATION ZONE				
UNIT STATS	Cost	Attack	Defense	Move
LAND UNITS				
Infantry	3	1	2	1
Artillery	4	2	2	1
Mechanized Infantry	4	1	2	2
Tank	6	3	2	2
A.A.	5	3	1	1
AIR UNITS				
Fighter	10	3	4	4
Tactical Bomber	11	3	4	4
Strategic Bomber	12	4	1	6
SEA UNITS				
Battleship	20	4	4	2
Aircraft Carrier	16	2	2	2
Cruiser	12	3	3	2
Destroyer	8	2	2	2
Submarine	6	2	1	2
Transport	7			
FACILITIES				
Major Industrial Complex	30			
Minor Industrial Complex	12			
Airbase	15			
Naval Base	15			

Axis & Allies
PACIFIC 1944



神風


神風

神風

神風

神風

神風



INFANTRY



MECHANIZED INFANTRY



SUBMARINE



ARTILLERY



DESTROYER




CRUISER



FIGHTER



TANK



STRATEGIC BOMBER



BATTLESHIP

ATTACKER

1

2

3

4


DEFENDER



STRATEGIC BOMBER



MECHANIZED INFANTRY



ARTILLERY




INFANTRY



TACTICAL BOMBER



CRUISER



TANK



BATTLESHIP



FIGHTER



Casualty Zone



Casualty Zone



F3152
12+ | 2-5

Axis & Allies

RULEBOOK — PACIFIC 1940 — SECOND EDITION



PARENTS:
AvalonHill.com

AXIS & ALLIES, AVALON HILL and HASBRO and all related trademarks and logos are trademarks of Hasbro, Inc.
© 2021 Hasbro.

Hasbro, Pawtucket, RI 02861-1059 USA. Retain this information for future reference.

Manufactured by: Hasbro SA, Rue Emile-Boéchat 31, 2800 Delémont, CH. Represented by:
Hasbro, De Entree 240, 1101 EE Amsterdam, NL. © Hasbro UK Ltd., P.O. Box 43, Newport,
NP19 4YH, UK. Tel.: 00800 22427276. consumer_affairs@hasbro.co.uk



Consumer contact:

US/Canada: Hasbro Games, Consumer Affairs Dept., P.O. Box 200,
Pawtucket, RI 02861-1059 USA. TEL: 1-800-255-5516.

Australia consumer service: <https://consumercare.hasbro.com/en-au>
New Zealand consumer service: <https://consumercare.hasbro.com/en-nz>

Axis & Allies

YOUR WORLD IS SOON TO BE AT WAR—SPRING 1940

What if . . . What if the Japanese attacked the United States in 1940 instead of on December 7th, 1941? We, as players of this game, are about to explore that possibility. The war in Europe has already begun and the German blitzkrieg is presently underway in France. The collapse of several European colonial powers has created large power vacuums in Asia and in the Pacific. Japan is anxious to fill these vacuums. To do so, it will most certainly have to go to war with the other Pacific powers—notably the United States. As the game opens, clearly Japan is the dominant military power. The U.S. is in no mood for foreign military adventures, and with a strong isolationist movement in the country, it's desperately trying to stay out of the war in Europe and avoid one in the Pacific. With this backdrop, the United States consequently cannot and will not make any moves against Japan. Japan, on the other hand, has all its options open. As Japan sees it, war with the United States and the European powers in the Pacific is all but inevitable.

★ On turn 1, Japan is confronted with two options: Attack immediately or use this time window to better prepare for what will certainly be a massive attack that will carry them half way across the globe. With some luck and preparation, Japan can catch the U.S. Pacific fleet unprepared and strike a swift and decisive blow to the American fleet. If Japan can manage to keep the United States on the defensive and in a weak military state, she can conquer enough resources and victory cities to win the game. One theory is that Japan can create such a strong defensive perimeter that the United States would eventually tire and negotiate a peace with a much stronger and richer Japan.

★ But another theory suggests that time is running out for Japan. On turn 3, due to the realities of the global situation, the United States will declare war on Japan, whether attacked or not. The British will fill the void created by the fall of Holland and take guardianship of the rich Dutch East Indies. And so, in but a few months, Japan will no longer enjoy its military dominance in Asia, and its dreams of a greater imperial Japan will fade in the setting sun.



—Larry Harris

TABLE OF CONTENTS

Game Components	4
Summary of Play	6
How the War is Won	6
Setup.....	6
The Political Situation	8
China Rules.....	10
Order of Play	11
1. Purchase and Repair Units.....	11
2. Combat Move	12
3. Conduct Combat	15
4. Noncombat Move	21
5. Mobilize New Units.....	22
6. Collect Income.....	22
Winning the Game.....	24
Unit Profiles	24
Global Rules	33

CREDITS

Game Design: Larry Harris

Game Development: Kevin Chapman and Mons Johnson

Rulebook Development: Larry Harris and Kevin Chapman

Additional Playtesting: Jeffrey Auer, Eric Christoff, Mike Davis, Martin Frick, Randy Heath, Dan Kersey, Gregory Smorey, Kelly Thye, and Craig Yope

Editing: Kevin Chapman and Jennifer Clarke Wilkes

Art Direction: Ryan Sansaver

Cover Illustration: Jim Butcher

Graphic Design: Leon Cortez

Cartography: Todd Gamble

Photography: Allison Shinkle

Brand Management: Chris Lindsay, Brian Hart, and Liz Schuh

Project Management: Neil Shinkle

Production Management: Godot Gutierre

Thanks to all of our project team members and the many others too numerous to mention who have contributed to this product.

GAME COMPONENTS

Game Boards and Storage Boxes:

- 1 Game Board
- 5 National Storage Boxes

Game Charts/Aids:

- 1 Battle Strip
- 1 Casualty Strip

Markers and Tokens:

- 100 National Control Markers
- 16 Naval Base Markers
- 16 Air Base Markers
- 16 Industrial Complex Markers
(8 Major & 8 Minor)

Dice and Plastic Chips:

- 55 Gray Chips
- 15 Green Chips
- 10 Red Chips
- 6 Dice

Plastic Miniatures:

- 500





It is spring, 1940. Japan is at war with China, but not with any other country. Any attacks on British, Dutch, ANZAC (Australian-New Zealand Army Corps), or American territories or ships by the Japanese will be considered an act of war by all of the remaining Allied powers. A British or ANZAC attack on Japan, however, would not bring the U.S. into the war. The Japanese player can elect to go to war with the Allies immediately. If Japan does, the United States will automatically kick into its wartime economy. With tensions already high due to Japan's occupation of parts of China, any further conquest in the Pacific will force the United States to go to war with Japan. Should Japan not attack immediately and use this time to better prepare and position its forces? This is the question that the Japan player must answer.

SUMMARY OF PLAY

Axis & Allies® Pacific: 1940 can be played by up to four players. The game depicts a two-sided conflict, so if you have more than two players, split them up into the Axis side and the Allied side.

The Allied powers include the United States, China, United Kingdom, and ANZAC. The Axis powers are represented by Japan. Each player controls at least one world power. Some will control more than one power.

Each turn you take for a power, you choose which units to build for that power. Then you move your attacking units into hostile spaces and resolve those attacks using dice rolls.

After combat, you can make noncombat moves with your units that did not take part in combat that turn. Finally, you place the units you purchased at the beginning of your turn and then collect your income for the turn, including income gained from any newly conquered territories.

HOW THE WAR IS WON

On your turn, you build, deploy, maneuver, and command army divisions, air wings, and naval fleets to loosen your foes' hold on their territories. On your opponents' turns, they will bring their forces against you. The more territories you hold, the more weapons you can build—and the more powerful those weapons can be.

On the map are 8 victory cities crucial to the war effort. The Allies begin the game controlling Calcutta, Hong Kong, Manila, Sydney, Honolulu, and San Francisco. The Axis powers begin the game controlling Shanghai and Tokyo.

Axis Victory

Japan wins the game by controlling any 6 victory cities at the end of a complete round of play (at the end of ANZAC's turn), as long it controls Tokyo at the end of that round.

Allied Victory

The Allied powers win the game by controlling Tokyo at the end of Japan's turn, as long as they control an Allied capital (Calcutta, Sydney, or San Francisco) at that time.

SETUP

One or more players take the side of the Allies, and one player takes Japan. Each player controls one or more world powers. If a player controls more than one power, those powers must all be on the same side.

If you control more than one power, keep track of those powers' income and units separately. You can conduct operations for only one power at a time.

Once you have decided who will play which power(s), prepare the game for play. It contains the following components.

Game Board/National Production Chart

The game board is a map of the eastern hemisphere, circa 1940. It is divided into spaces, either territories (on land) or sea zones, which are separated by border lines.

The national production chart tracks each power's production level (income) during the game. The level is based on the combined Industrial Production Credit (IPC) values of each territory a power controls. Place one of your power's control markers on the number on the chart that matches your power's starting IPC income (as shown on the chart on page 7). This is the power's starting national production level. Each player should keep track of his or her power's production level separately.



Setup Charts

Take the setup chart for your power, located on the box top of the storage tray. It shows the name of the power, its units' color, and its emblem. It also lists the starting numbers and locations of that power's units on the game board.

Combat Forces

Take the plastic pieces that represent your power's combat units. Each power is color-coded as shown in the following chart, which also shows the power's starting income level and treasury in Industrial Production Credits (see below). Place all of your power's starting units on the game board as listed on your power's setup chart.

Power	Starting Income	Color
Japan	26	Orange
United States	17	Green
China	12	Light Green
United Kingdom	16	Tan
ANZAC	10	Dark Tan

Plastic Chips

Use the chips to save space in overcrowded territories and sea zones. Gray chips represent 1 combat unit each, green chips represent 3 units each, and red chips represent 5 units each. For example, if you wanted to place 10 infantry on a space, you would stack up 1 red chip, 1 green chip, 1 gray chip, and 1 infantry unit on top. (If you don't have enough pieces to top off all your stacks, use any identifying item, such as a piece of paper with the unit type written on it.) The number of stacks is not limited by the number of plastic pieces available.

National Control Markers

National control markers indicate status in the game. They mark conquered territories and indicate national production levels. Take all of the national control markers that feature the emblem of your power.



Industrial Production Credits

These units are the money of the game, representing capacity for military production. The amounts shown in the chart above represent each power's beginning national production level. Each power also starts the game with that many IPCs in its treasury to spend on its first turn. During the game, each power will spend IPCs, on new units for example, and collect more IPCs as income from territories that it controls. Have one player act as a banker and track each power's current IPC treasury using the IPC Tracking Chart on page 41, or some other means agreed upon by your group.

Battle Strip, Casualty Strip, and Dice

The battle strip is a card with columns that list attacking and defending units and their combat strengths. When combat occurs, the players involved place their units on both sides of the battle strip. Combat is resolved by rolling dice. Casualties are designated by being moved behind the casualty strip.



SETUP (CONTINUED)

Spaces On The Game Board

Territories

The border colors of the territories on the game board show which power controls them at the start of the game. Each power has its own color and emblem (the United Kingdom controls Western Canada in addition to those territories with its own emblem). When the rules refer to the “original controller” of a territory, they mean the power whose emblem is printed on the territory. (A few territories in China have a Chinese emblem on them but are controlled by Japan at the start of the game. These territories are considered to belong to China originally, but have been captured by Japan.) All other spaces are neutral and are not aligned with any power.

Most territories have an income value ranging from 1 to 10. This is the number of IPCs the territory produces each turn for its controller. A few territories, such as Wake Island, have no income value.

Units can move between adjacent spaces (those that share a common border). Spaces that meet only at a point (such as Western United States and sea zone 1) are not adjacent to one another, as they do not share a common border.

All territories exist in one of three conditions:

Friendly: Controlled by you or a friendly power.

Hostile: Controlled by a power with which you are at war.

Neutral: Not controlled by any power, or controlled by a power on the other side with which you are not yet at war (see “The Political Situation,” below). Neutral territories,

such as Central Mongolia, have white borders and do not have any power’s emblem on them. Most such territories also have a unit silhouette with a number, which indicates how many infantry units the territory will generate to defend itself when its neutrality is violated. The Himalayas are impassable and may not be moved into or through by any units.

Sea Zones

Sea zones are either friendly or hostile. Friendly sea zones contain no surface warships (this doesn’t include submarines and transports) belonging to a power with which you are at war. Hostile sea zones contain surface warships belonging to a power with which you are at war. (The presence of a surface warship belonging to an enemy power with which you are not yet at war doesn’t make a sea zone hostile).

Islands

An island or island group is a single territory surrounded entirely by one or more sea zones. A sea zone can contain at most one island or island group, which is considered one territory. It’s not possible to split up land-based units so that they are on different islands in the same group. Islands that have no name label, such as the one in sea zone 1, are not game spaces and may not have units moved onto them.



THE POLITICAL SITUATION

At the beginning of the game, Japan and China are at war. However, none of the other Allied powers begin the game at war with Japan. They remain at peace for the time being, but each will be drawn into the war in turn as certain events unfold. The following rules reflect the growth and development of these historical events from 1940 on.

Japan

At the beginning of the game, Japan is at war only with China. Japan considers movement of units into or through China by any other power as an act of war against it. When not yet at war with the United States, in addition to the normal restrictions (see “Powers Not at War with One Another,” page 14), Japan may not end the movement of its sea units within 2 sea zones of the United States’ mainland territories (Western United States and Alaska). Japan may declare war on any or all Allied powers at the beginning of the Combat Move phase of any of its turns. A declaration of war by Japan against either the United Kingdom or ANZAC will immediately result in a state of war between Japan and both of those powers. Japan may attack Dutch territories only if a state of war exists between it and the United Kingdom and ANZAC. Japan may attack French territories

at any time, requiring no declaration of war against any Allied power before doing so.

The United Kingdom and ANZAC

The United Kingdom and ANZAC have a special relationship, and they are treated as one for political purposes. They are both at war with Japan’s allies, Germany and Italy, on the other side of the world, so they are not completely neutral. Either power is free to declare war on Japan at the beginning of the Combat Move phase of any of its turns, resulting in a state of war between both powers and Japan. When not yet at war with Japan, in addition to the normal restrictions (see “Powers Not at War with One Another,” page 14), neither power may move units into or through China.

These two powers also have an arrangement with the Dutch government in exile (see “Dutch Territories”, below) and have taken guardianship of the Dutch territories in the Pacific. As a result, they are free to take control of these territories (gaining their IPC income) by moving land units into them as a noncombat movement. Additionally, the United Kingdom and ANZAC consider attacks against any Dutch territories to be acts of war against them directly.

THE POLITICAL SITUATION (CONTINUED)

The United States

The United States begins the game neutral. It may not declare war on Japan unless Japan first declares war on it or makes an unprovoked declaration of war against the United Kingdom or ANZAC. Following any such unprovoked declaration of war by Japan, the United States will receive an immediate one-time bonus payment of 30 IPCs, representing the total mobilization and transfer of military assets within the continental United States. However, if the United States is still not at war with Japan by the Collect Income phase of its third turn, it may declare war on Japan at the beginning of that phase.

France

France’s capital has been captured by Germany. As a result, French territories are treated in the same way as any Allied territories whose capital is held by an enemy power (see “Liberating a Territory,” page 20).

The Soviet Union

The Soviet Union has entered into a non-aggression treaty with Japan. As a result, no units from any power on either side may enter Soviet territories at any time.

Dutch Territories

The Dutch territories begin the game uncontrolled by any power. However, they are considered friendly to the Allied powers. Holland has been captured by Germany, so Dutch territories are treated in the same way as any Allied territories whose capital is held by an enemy power (see “Liberating a Territory,” page 20), with the exception of the guardianship of United Kingdom and ANZAC (see “United Kingdom and ANZAC”, above).

Neutral Territories

In 1940, many countries, including the United States, tried to remain neutral. As the war became truly global, many neutrals were forced to join one side or the other.

The only neutral territories in the game are those that make up Mongolia. All but two of them have their own standing army. These forces are shown on the map in the form of an infantry silhouette with a number next to it. These numbers indicate the number of infantry units that will be placed on the map if and when the territory’s neutrality is compromised. These units are placed free of charge.

An important concept to understand is the difference between a neutral *territory* and a neutral *power*. There are only five powers in the game (Japan, the United States, China, the United Kingdom, and ANZAC). While one of these powers (the United States) begins the game neutral, neutral territories begin the game not being controlled by any power. Unlike powers, war is never declared on neutral territories—they are simply attacked.

Moving into a neutral territory is considered a combat move, and any combat must be resolved during the conduct combat phase (see “Combat Move,” page 12). Before the neutral territory can be taken control of by the invading power, all of the neutral’s standing army units must be eliminated. Air units can’t fly over a neutral unless they are attacking it.

When a neutral territory is invaded, it’s no longer considered neutral and immediately becomes part of the alliance opposing the power that attacked it. For example, if Japan attacked Buyant-Uhaa, Buyant-Uhaa would join the Allies. Also, its standing army units are immediately placed in it. Choose any power from among those on the side that the territory has joined, and use that power’s infantry units to represent these forces. The player that controls the chosen power will control the territory’s units for the duration of the battle. This player places the territory’s units on the board and manages them when they conduct combat. Don’t mix or confuse the territory’s units with the units of another power, including the power managing the territory’s pieces on the board.

If the attack upon the formerly neutral territory is unsuccessful (the territory is not captured), any remaining defending units stay in the territory but can’t move. The territory remains uncontrolled (place a national control marker on it face down to indicate its new status) but is considered friendly to powers on the side it’s now allied with. Units belonging to those powers can move into it and take control of it and its remaining units in the same way as if it were a “friendly neutral” (see below).

Friendly Neutrals: The first attack by either side on a neutral territory (whether successful or not) results in all remaining neutral territories immediately becoming friendly to the other side. For example, if Japan attacks Buyant-Uhaa, all of the other neutral territories on the map would become friendly to the Allies. These territories are still neutral, but they can now be converted to the side that they are friendly to. Powers on the side to which the neutral territories are not friendly continue to treat the territories as neutral.

A power may not attack a friendly neutral nor fly air units over it. However, a power that is at war may move land units into (but not through) a friendly neutral as a noncombat move (see “Noncombat Move,” page 21). This moves the territory out of its neutral status at the end of the Noncombat Move phase. The first friendly power to do so places its national control marker on the former friendly neutral territory. With the territory’s loss of neutrality in this way, its standing army is immediately activated. The units placed belong to the power that now controls the formerly neutral territory, and may be used freely beginning on that power’s next turn.

Once any formerly neutral territory becomes controlled by a power, the rules regarding neutral territories no longer apply to it. It’s treated like any other territory, with the exception that it has no “original” controller. In other words, it may only be captured, and never liberated (see “Liberating a Territory,” page 20).

CHINA RULES



China and its units are controlled by one of the Allied players, but for game purposes it is considered a separate power and its resources cannot be mixed with those of other Allied powers. Chinese territories on the game board have a Nationalist Chinese emblem on them. Some of these territories begin the game already under Japanese control. They still are considered Chinese territories for purposes of original ownership.

Unlike the other powers in the game, China is not an industrialized nation and has a rural economy and decentralized government. As a result, China does not have a capital like other powers do. If all Chinese territories are captured by Japan, China retains its unspent IPCs in hope of liberation and does not give them to Japan. In addition, China may spend IPCs only to purchase infantry units (with one exception, see below) and does not use industrial complexes. New Chinese units can be mobilized on any Chinese territory that is controlled by China, including those captured in the current turn. If a Japanese industrial complex is built on a Chinese territory and that territory is later recaptured by the Chinese or liberated by another Allied power, the industrial complex is removed from the game. China is not subject to convoy disruptions (see "Conduct Convoy Disruptions," page 22).

While being invaded by Japan, China is also fighting a civil war. This limits China's interests to matters within its own borders, resulting in a limited range of occupation for Chinese units. They can be moved only into territories that have a Nationalist Chinese emblem. However, Kwangtung and Burma are special cases. Although they are not Chinese

territories, Chinese forces can move into them. These are the only non-Chinese territories that Chinese units can occupy. China can even temporarily control them, but only if it recaptures them from the Axis while India is under Axis control. Chinese units cannot be loaded onto transports.

If China captures a territory containing an air or naval base (see "Air Bases" and "Naval Bases", page 25), China takes control of the base. It can use an operative air base to extend its fighter's movement range by one (but not to scramble it), but it cannot use a naval base or repair damage to any base. Of course, other Allied powers may use Chinese-controlled bases normally.

The Burma Road is vital to the Chinese war effort (see map). When all of the territories this road passes through are controlled by the Allies during China's Collect Income phase, China receives a bonus income of 6 IPCs per turn. Even without an industrial complex, China can purchase and mobilize artillery, but only if the road is open during China's Purchase and Repair Units phase. These artillery units will be supplied by the United States player (because China does not have any of its own), but are considered to be Chinese units in all respects.

At the beginning of the game, China has a United States fighter unit located on the map. This represents the American volunteer group the Flying Tigers. This fighter is considered part of the Chinese forces for purposes of movement and combat. It cannot leave the territories that Chinese occupation is restricted to, even to attack and return. If it is destroyed, the US player cannot replace this fighter unit for China.

ORDER OF PLAY

Axis & Allies is played in rounds. A round consists of each power taking a turn.

Order of Play

1. Japan
2. United States
3. China (controlled by an Allied player)
4. United Kingdom
5. ANZAC

Your power's turn consists of six phases, which take place in a fixed sequence. You must collect income if you can, but all other parts of the turn sequence are voluntary. When you finish the collect income phase, your turn is over. Play then passes to the next power.

Turn Sequence

1. Purchase and Repair Units
2. Combat Move (Powers at War only)
3. Conduct Combat (Powers at War only)
4. Noncombat Move
5. Mobilize New Units
6. Collect Income

Phase 1: Purchase & Repair Units

In this phase, you may spend IPCs for additional units to be used in future turns. All the units listed in the mobilization zone on the game board are available for purchase by all powers, except for China, which has limited purchasing options (see page 10).

Purchase Units Sequence

1. Order units
2. Pay for units and repair damaged units and facilities
3. Place units in mobilization zone

Step 1: Order Units

You may buy as many units of any type as you can afford. Select all the units you wish to buy. You do not have to spend all of your IPCs.

Step 2: Pay for Units and Repair Damaged Units and Facilities

Pay IPCs to the bank equal to the total cost of the units (by having the banker adjust the number of IPCs in your power's treasury).

You can also pay to remove damage from facilities. Facilities are industrial complexes, air bases, and naval bases. Each point of damage costs 1 IPC to remove. Repairs take effect immediately, and the controlling player can use repaired facilities during the rest of this turn.

Your capital ships (carriers and battleships) in sea zones serviced by operative friendly naval bases (including those repaired in this turn) are also repaired at this time. There is no IPC cost to repair these ships.

Step 3: Place Units in the Mobilization Zone

Place the purchased units in the mobilization zone (on the game board). You cannot use these units right away, but you will deploy them later in the turn.

Declaring War

If there are no restrictions currently keeping you from being at war with a power on the other side (see "The Political Situation," page 8), you may declare war on that power. War must be declared on your turn at the beginning of the Combat Move phase, before any combat movements are made, unless otherwise specified in the political rules. An actual attack is not required. Once a state of war is entered into, all territories and sea zones controlled by or containing units belonging to the power or powers on which you declared war instantly become hostile to your units, and the normal restrictions of moving into or through hostile spaces apply, with one exception. During your Combat Move phase in which you entered into a state of war, your transports that are already in sea zones that have just become hostile may be loaded in those sea zones (but not in other hostile sea zones). In effect, transports may be loaded in their initial sea zones for amphibious assaults before war is declared, while the sea zone is still friendly.

Declarations of war are either "provoked" or "unprovoked." A declaration of war is considered to be provoked either when the declaration is made in reaction to the direct aggression of another power or when a political rule allows the power to declare war due to a specific action being taken by another power. For example, if the United Kingdom declares war on Japan, a subsequent declaration of war by Japan on the United Kingdom (which is technically unnecessary, as the two powers are already at war) would be considered provoked.

ORDER OF PLAY

Phase 2: Combat Move (Powers at War Only)

Movement in this game is separated into combat movement and noncombat movement phases. During the Combat Move phase, all movement must end in a hostile space, with a few exceptions (see below). Movement into a hostile space counts as combat movement whether that space is occupied or not. Additional movement that doesn't end in a hostile space occurs during the Noncombat Move phase (phase 4).

Move as many of your units into as many hostile territories and sea zones as you wish. You can move into a single hostile space from different spaces, as long as each moving unit can reach that space with a legal move.

You can move units through friendly (but not friendly neutral) spaces en route to hostile spaces during this phase. However, units can't end their movement in friendly spaces during the Combat Move phase except in four instances.



- Tanks and mechanized infantry that have blitzed through an unoccupied hostile space (see "Tanks, Mechanized Infantry, and Blitzing," page 14).
- Units moving from a hostile sea zone to escape combat as their combat move. A sea zone into which defending air units may be scrambled in reaction to an amphibious assault (see "Scramble," page 15) may be treated in the same way as a hostile sea zone for this purpose.
- Sea units that will be participating in an amphibious assault from a friendly sea zone, as well as sea and/or air units that may be needed to support it in the case that defending air units are scrambled (see "Scramble," page 15).
- Units moving into a sea zone containing only enemy submarines and/or transports in order to attack those units. (Remember that such a sea zone is not considered hostile.)

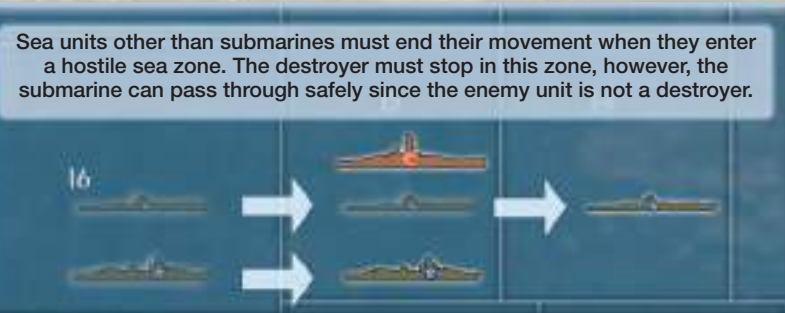
If you move all of your units out of a territory you control, you still retain control of that territory until an enemy moves into and captures it (the territory remains in control of the power that controlled it at the start of the turn).

Units from the same side can freely share territories and space on aircraft carriers and transports with one another, as long as both powers are at war. They may share sea zones regardless of their status. These shared events must be agreed upon by both powers.

All combat movement is considered to take place at the same time. Thus, you can't move a unit, then conduct combat, then move that unit again during this phase. The only exception to this is land units making an amphibious assault that is preceded by a sea battle (see "Amphibious Assaults," page 13), as they must offload after the sea battle is successfully completed. You can't move additional units into an embattled space once an attack has begun.

A land or sea unit can move a number of spaces up to its move value. Most units must stop when they enter a hostile space. Thus, a unit with a move value of 2 could move into a friendly space and then a hostile space, or just into a hostile space.

Enemy submarines and/or transports don't block any of your units' movement, nor do they prevent loading or offloading in that sea zone (with one exception; see "Special Combat Movement: Transports," page 15). As the moving player, you have the option of attacking any enemy submarines and/or transports that share a sea zone with you. However, if you choose to make such an attack with a unit, that unit must end its movement in that sea zone, and it must attack all such units present. In other words, you must either attack all enemy submarines and transports in the sea zone, or you must ignore all of them. You may not attack some enemy units and ignore others in the same sea zone. It is possible that some of your units stop to attack while others continue moving through the sea zone.



ORDER OF PLAY (CONTINUED)

Sea Units Starting in Hostile Sea Zones

At the beginning of the Combat Move phase, you might already have sea units (and air units on carriers) in spaces containing enemy units that were there at the start of your turn. For example, an enemy might have built new surface warships in a sea zone where you have sea units. When your turn comes around again, you are sharing that sea zone with enemy forces.

If you are sharing a sea zone with surface warships (not submarines and/or transports) belonging to a power with which you are at war, this situation requires you to do one of the following:

- Remain in the sea zone and conduct combat,
- Leave the sea zone, load units if desired, and conduct combat elsewhere,
- Leave the sea zone, load units, and return to the same sea zone to conduct combat (you can't load units while in a hostile sea zone), or
- Leave the sea zone and conduct no combat.

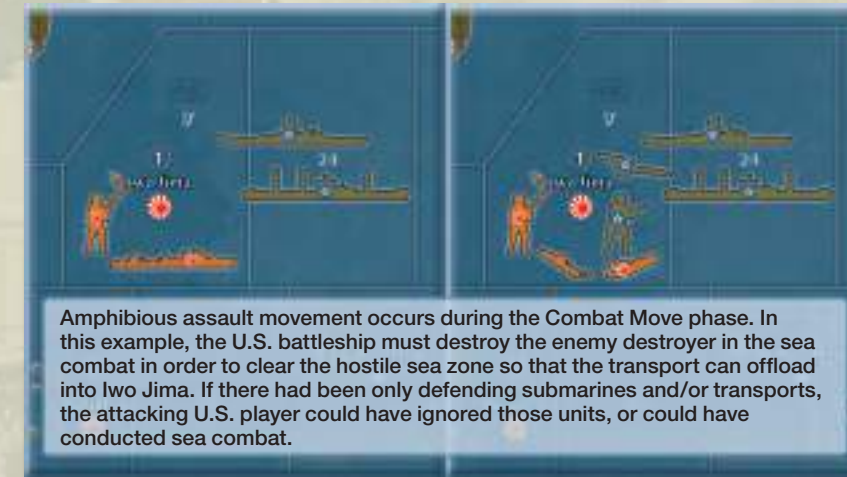
Once these sea units have moved and/or participated in combat, they can't move or participate in the Noncombat Move phase of the turn.

Air Units

An air unit that moves in the Combat Move phase must generally reserve part of its move value for the Noncombat Move phase, at which point it must return to a safe landing spot using its remaining movement.

An air unit's movement in any complete turn is limited to its total move value. Thus, a strategic bomber with a move value of 6 can't move 6 spaces to get to a hostile space. It must save enough movement points to get to a friendly territory where it can land. A fighter or tactical bomber can move its full 4 spaces to attack in a sea zone instead of saving movement, but only if a carrier could be there for it to land on by the conclusion of the Mobilize New Units phase.

Air units attacking territories that have AAA (antiaircraft artillery) will be fired upon (see page 27). This doesn't include territories containing AAA that are only being flown over. AAA can't fire upon bombers conducting strategic or tactical bombing raids. These air units are fired on by antiaircraft cover provided by the industrial complex or base that is being attacked.



Amphibious Assaults

If you want to make any amphibious assaults, announce your intent to do so during the Combat Move phase. An amphibious assault takes place when you attack a coastal territory or island group from a sea zone by offloading land units from transports into that target territory (or make a joint attack with both seaborne units that are offloading and other units from one or more neighboring territories). The sea zone may be either friendly or hostile, but if it is hostile it must be made friendly through sea combat before the amphibious assault can commence.

Moving transports and their cargo into a sea zone from which you plan to make an amphibious assault counts as a combat move, even if there are no defending surface warships there and there is no potential for air units to be scrambled (see "Scramble," page 15). This is also true of any units that will support the assault. Further, if enemy air units could potentially be scrambled to defend the sea zone, additional units may be moved into the sea zone to combat them in case they are indeed scrambled.

During the Conduct Combat phase, you can launch only amphibious assaults that you announced during this phase.

If an amphibious assault involves a sea combat, any air units participating in the assault must move to either the sea zone or the land territory. They will then participate only in the part of the assault to which they have moved.

ORDER OF PLAY

Powers Not at War with One Another

When two powers on opposite sides are not yet at war with one another, they operate under some special conditions and restrictions.

Movement: A power's ships don't block the naval movements of other powers with which it's not at war, and vice versa. They can occupy the same sea zones.

Combat: A power can't attack a territory controlled by or containing units belonging to a power with which it is not at war. If a power at war attacks a sea zone containing units belonging to both a power with which it's already at war and a power with which it's not at war, the latter power's units are ignored. Those units won't participate in the battle in any way, and a state of war with that power will not result.

The United States: The United States begins the game neutral, and as such isn't initially part of the Allies. Being at war with no one and having a strict isolationist policy, the United States has especially tight restrictions. It may not move land or air units into neutral territories. It may not move units into territories or onto ships belonging to another power or use another power's naval bases, nor may another power move land or air units into its territories or onto its ships or use its naval bases. In addition, the United States may not end the movement of its sea units in sea zones that are adjacent to Japanese-controlled territories.

to the next. Place your control marker on the first territory and adjust the national production levels as you blitz. A tank (or mechanized infantry) that encounters enemy units, including AAA (antiaircraft artillery) units, or an industrial complex, air base, or naval base, in the first territory it enters must stop there and may not blitz.

Special Combat Movement

A number of units can make special moves during this phase. These are described in detail below.

Aircraft Carriers

Although they don't have an attack value and aren't represented on the battle strip, carriers can still participate in an attack and can take hits, as long as at least 1 unit with an attack value attacks along with them. Any fighters or tactical bombers on an aircraft carrier launch before the carrier moves and move independently of the carrier. These air units can make a combat move from the carrier's initial sea zone, or they can remain in that sea zone until the Noncombat Move phase.

Guest aircraft belonging to a friendly power on board another power's carrier must remain on board as cargo if the carrier moves. They can't take part in combat and are destroyed if the carrier is destroyed.

Whether it moves during the Combat Move or Noncombat Move phase, an aircraft carrier allows friendly fighters and tactical bombers to land on it in the sea zone where it finishes its move.

Submarines

Submarines are capable of moving undetected due to their ability to submerge. For this reason, they have special movement rules. If there are no enemy destroyers present, a submarine can move through a sea zone containing enemy warships without stopping. However, if a submarine enters a sea zone containing an enemy destroyer during the Combat Move phase, its movement ends immediately and combat will result.

Tanks, Mechanized Infantry, and Blitzing

A tank can "blitz" by moving through an unoccupied hostile territory as the first part of a move that can end in a friendly or hostile territory. In addition, 1 mechanized infantry unit can move along with each blitzing tank. The complete move must occur during the Combat Move phase. The blitzing units establish control of the first territory before they move



ORDER OF PLAY (CONTINUED)

Transports

If a transport encounters hostile surface warships (not enemy submarines and/or transports) AFTER it begins to move (not counting the sea zone it started in), its movement for that turn ends, and it must stop there and conduct sea combat.

A transport can load units while in any friendly sea zone along its route, including the sea zone it started in. If a transport loads land units during the Combat Move phase, it must offload those units to attack a hostile territory as part of an amphibious assault during the Conduct Combat phase, or it must retreat during the sea combat step of the amphibious assault sequence while attempting to do so. A transport that is part of an amphibious assault must end its movement in a friendly sea zone (or one that could become friendly as result of sea combat) from which it can conduct the assault. However, a transport is not allowed to offload land units for an amphibious assault in a sea zone containing 1 or more ignored enemy submarines unless at least 1 warship belonging to the attacking power is also present in the sea zone at the end of the Combat Move phase.

Any land units aboard a transport are considered cargo until they offload. Cargo can't take part in sea combat and is destroyed if the transport is destroyed.

Air Bases

When taking off from a territory that has an operative air base, air units gain 1 additional movement point. Fighters and tactical bombers can now move 5 spaces and strategic bombers can move 7 spaces (see "Air Bases," page 25).

Naval Bases

All ships beginning their movement from a sea zone serviced by an operative friendly naval base gain 1 additional movement point (see "Naval Bases," page 25).

Scramble

Scrambling is a special movement that the defender can make at the end of this phase. It must be done after all of the attacker's combat movements have been completed and all attacks have been declared. The attacker may not change any combat movements or attacks after the defender has scrambled.

A quick reaction team of no more than 3 defending fighters and/or tactical bombers (strategic bombers can't scramble) located on each island or coastal territory that has an operative air base can be scrambled to defend against attacks in the sea zones adjacent to those territories. These air units can be scrambled to help friendly units in adjacent sea zones that have come under attack. They can also be scrambled to resist amphibious assaults from adjacent sea zones, whether or not the territory being assaulted is the territory containing the air base. They may defend against the enemy ships conducting the amphibious assault even if friendly ships are not present. Air units belonging to powers friendly to the attacked power may be scrambled by their owner if the owning power is at war with the attacking power, so long as the limit of 3 total air units is respected.

In situations where a sea zone is adjacent to more than one territory containing an air base, sea zone 6 and Japan and Korea (assuming one has been built there) for example, each of the territories can scramble up to 3 fighters and/or tactical bombers. In situations where a territory containing an air base is adjacent to more than one sea zone Alaska (assuming one has been built there) and sea zones 1 and 2 for example, the territory may still only scramble up to 3 fighters and/or tactical bombers, but they may be split between the sea zones in any combination.

Scrambled fighters and tactical bombers are defending, so refer to their defense values and abilities when resolving combat. They are treated as normal defending units in their sea zones. As defenders, they may not retreat. They can't participate in any other battles during that turn, including a battle in the territory from which they were scrambled.

After all combat is completed, each surviving scrambled air unit must return to the territory from which it was scrambled. If the enemy has captured that territory, the unit can move 1 space to land in a friendly territory or on a friendly aircraft carrier. If no such landing space is available, the unit is lost. Surviving scrambled air units land during that turn's Noncombat Move phase, before the attacker makes any movements.

Phase 3: Conduct Combat (Powers at War Only)

In this phase, you conduct combat against opposing units using the following sequence:

Combat Sequence

1. Strategic and tactical bombing raids
2. Amphibious assaults
3. General combat

A number of units have special rules that modify or overwrite the combat rules in this section. See "Unit Profiles," page 24, for combat rules associated with each type of unit.

ORDER OF PLAY

Kamikaze Strikes



The Japanese player has the ability to make a special defensive strike against Allied surface warships. Japan is allowed to make 6 kamikaze strikes during the game. These strikes can be made only in sea zones that

contain the Kamikaze symbol: those surrounding Japan, Okinawa, Iwo Jima, Formosa, Marianas, and Philippines. If an Allied player attacks Japanese units in or declares an amphibious assault from one of these sea zones, the Japanese player can announce at the beginning of this phase that he or she intends to launch one or more kamikaze strikes in that sea zone. They are resolved before any combat begins.

The Japanese player must declare how many kamikaze strikes will be made, in which sea zone(s) they will be used, and which enemy ship will be struck by each kamikaze before any dice are rolled. For each declared

strike, 1 Kamikaze token must be spent (no actual air unit is involved) and will be removed from the game after the strike is resolved. A kamikaze strike can target any specific enemy surface warship (not a submarine or transport) belonging to the attacking power. More than one kamikaze strike can be made against the same ship. Kamikaze strikes hit on an attack roll of 2 or less. If a hit is scored, it must be applied to the chosen unit. Surface warships that are destroyed by a kamikaze strike (capital ships still take 2 hits) are immediately removed and will not participate in the subsequent battle. A kamikaze strike prevents offshore bombardment supporting an amphibious assault in that sea zone, whether or not the strike is successful (place the used Kamikaze token in the sea zone until you resolve the amphibious assault to remind you that the ships may not bombard).

Strategic and Tactical Bombing Raids

A strategic or tactical bombing raid is a direct attack on a facility. During this step, you can bomb enemy industrial complexes, air bases, and naval bases with your strategic bombers. You can also bomb enemy air and naval bases (but not industrial complexes) with your tactical bombers. When you damage these facilities, their capabilities are decreased or eliminated, and your enemy must spend IPCs to repair them in order to restore those capabilities. Repairs can be made by the units' controlling player during his or her Purchase and Repair Units phase (see "Purchase and Repair Units," page 11).

To conduct a bombing raid, the attacking player moves his or her bombers to the territory on the map containing the target(s). A base may be both strategically and tactically bombed at the same time. Both attacking and defending fighters (not tactical bombers) can also participate in strategic bombing raids as escorts and interceptors. Escort fighters (those accompanying the attacking bombers) can escort and protect the bombers, and they can originate from any territory or sea zone, range permitting. They can't participate in any other battles during that turn, including a battle in the territory in which the bombing raid is occurring. This applies whether or not the defender commits any interceptors.

Any number of defending fighters based in a territory that is about to be strategically and/or tactically bombed can be committed to participate in the defense of that territory's facilities as interceptors, whether or not there are attacking fighter escorts. The number of defending fighters that will intercept is decided by the owning player(s) after the attacker's Combat Move phase is completed and before the Conduct Combat phase begins. These fighters cannot participate in other battles during that turn, including a battle in the territory in which the bombing raid is occurring. They must remain in their original territory after the battle. If that territory is captured, they can move 1 space to land in a friendly territory or on a friendly aircraft carrier. This movement occurs during the Noncombat Move phase, before the acting player makes any noncombat movements. If no such landing space is available, the fighters are lost.

If the defender has elected to commit fighter interceptors, an air battle will be fought immediately before the bombing raid is conducted. Only one air battle is fought in each territory, even if more than one facility in that territory is being bombed. This air battle is resolved in the same way as a normal combat, with the following exceptions:

- The attacking bombers and fighter escorts and the defending fighter interceptors will be the only units participating in this special combat.
- The combat lasts for only one round.
- All of the air units have attack and defense values of 1.

After the air battle is complete, or if there were no defending fighter interceptors, surviving fighter escorts are considered to have retreated. They don't participate in the actual bombing raid, are not subject to antiaircraft fire, and will remain in the territory until the Noncombat Move phase. Any surviving attacking bombers carry out the bombing raid. If the territory offers more than one target, the bombers may be divided into groups, and each assigned a specific target (tactical bombers may not attack industrial complexes).



Each industrial complex, air base, and naval base has its own antiaircraft system. If there is an AAA (antiaircraft artillery) unit in the targeted territory, don't roll for it. Those units are used to protect combat units. Each complex and base rolls one die against each bomber directly attacking it (regardless of the number of bombers). For each "1" rolled, a bomber of the attacker's choice is immediately removed.

ORDER OF PLAY (CONTINUED)

After resolving the antiaircraft fire, surviving bombers each roll one die. Add 2 to each die rolled for a strategic bomber (but not for tactical bombers), then total the result. To mark the damage done by the attacking bomber(s), place 1 gray plastic chip under the targeted industrial complex or base per damage point rolled. An industrial complex can't receive more than 20 total damage for major industrial complexes

and more than 6 total damage for minor ones. Air bases and naval bases can't receive more than 6 total damage. Damage exceeding these limits is not applied.

A bomber that performed a strategic or tactical bombing raid can't participate in any other combat this turn and must return to a friendly territory during the Noncombat Move phase.

Amphibious Assaults

During this step you will resolve each amphibious assault you announced during the Combat Move phase. If you didn't announce an amphibious assault, go to General Combat on page 18.

Amphibious Assault Sequence

1. Sea combat
2. Battleship and cruiser bombardment
3. Land combat

Step 1. Sea Combat

If there are defending surface warships and/or scrambled air units, sea combat occurs. If there are only defending submarines and/or transports, the attacker can choose to ignore those units or conduct sea combat.

If sea combat occurs, all attacking and defending sea and air units present must participate in the battle. (Even if the attacker chose to ignore defending subs and/or transports, they will still be involved in the battle if the defender scrambles air units and forces a sea battle.) Conduct the sea combat using the rules for General Combat (page 18), then go to step 3 (land combat).

If no sea combat occurs, go to step 2 (bombardment).

Step 2. Battleship and Cruiser Bombardment

If there was NOT a combat in the sea zone from which you are offloading units from transports, any accompanying battleships and cruisers in that sea zone can conduct a one-time bombardment of one coastal territory or island group being attacked. The number of ships that can make bombardment attacks is limited to 1 ship per land unit being offloaded from the transports into that coastal territory. If more than one territory is being assaulted from the same sea zone and there are multiple battleships and/or cruisers, each ship may support only one assault. However, the ships' bombardment may be split in any way that the attacker chooses, so long as the number of ships supporting each assault doesn't exceed the number of seaborne land units in that assault. Choosing to destroy enemy transports or attacking enemy submarines in step 1 (above), counts as a combat and prevents the battleship and cruiser bombardment from taking place.

Roll one die for each battleship and cruiser that can conduct bombardment. Battleships hit on a die roll of "4" or less, and cruisers hit on a "3" or less. For each hit, the defender will move a defending unit behind the casualty strip. These casualties will be able to defend during the land combat step before they are eliminated.

Step 3. Land Combat

Land combat can only take place if there was no sea battle or



the sea zone has been cleared of all defending enemy units except transports and submarines that submerged during the sea battle. If the attacker still has land units committed to the coastal territory, move all attacking and defending units to the battle strip and conduct combat using the General Combat rules (see page 18). Remember to put casualties from bombardment (if any) behind the casualty strip.

Attacking land units can come from transports (seaborne), and they can come from neighboring territories that are adjacent to the attacked territory. Any land units offloading from a single transport can only be offloaded into a single hostile territory.

If no land units (carried as cargo) survived the sea combat, or if the attacking sea units withdrew from the sea combat, then any other units that were designated to participate in the land attack (including air units) must still conduct one round of land combat in a regular attack on the intended hostile territory before they can retreat.

If the attacker doesn't have any attacking land or air units left, the amphibious assault is over.

Keep the attacking overland units and seaborne land units separated on the battle strip. Attacking seaborne units can't retreat. Attacking overland land units and air units can retreat (between rounds of combat). All attacking overland land units must retreat together as a group. They can only retreat to a territory from which at least one of them entered the contested territory and must all retreat at the same time and to the same place. A retreat may happen at the conclusion of any round of combat.

Attacking air units, whether involved in the sea combat or the attack on the coastal territory, can retreat according to the attacker retreat rules (see "Condition B—Attacker Retreats," page 20). If there is a retreat, air units and overland units (if any) must retreat at the same time. Air units will land during the Noncombat Move phase.

ORDER OF PLAY

Air Units

Each attacking air unit can participate in the sea battle or the attack on the coastal territory; it can't do both. The attacking player must declare which air units are involved in each part of the attack and can't change their assignments later. Scrambled air units are placed after the amphibious assault is announced and attacking air units (if any) are assigned to the sea battle or the coastal territory. At the end of the amphibious assault, all air units remain in place; they will land during the Noncombat Move phase.

Air units defending in a territory can fight only in that territory. They can't participate in the sea combat. The exception to this rule is defending fighters and tactical bombers that are on an island or coastal territory that has an operative air base. Such air units can be scrambled to the adjacent sea zone where they participate in its defense. Strategic bombers can't be scrambled.

General Combat

In this step, you resolve combat in each space that contains your units and either contains enemy units or is enemy-controlled. Combat is resolved by following the General Combat sequence (below). Combat in each space takes place at the same time, but each affected territory or sea zone is resolved separately and completely before resolving combat in the next contested space. The attacker decides the order of spaces in which each combat occurs. No new units can enter as reinforcements once combat has begun. Attacking and defending units in each space are considered to fire at the same time, but for ease of play you roll dice in sequence: attacker first, then defender.

If you moved any units into unoccupied hostile territories or hostile territories that contain only facilities and/or AAA units, no actual combat is necessary. Simply skip to step 7 (Conclude Combat) for each of these territories and remove any AAA units that might be in them.

General Combat Sequence

1. Place units along the battle strip
2. Submarine surprise strike or submerge (sea battles only)
3. Attacking units fire
4. Defending units fire
5. Remove defender's casualties
6. Press attack or retreat
7. Conclude combat

Step 1. Place Units Along the Battle Strip

The battle strip has two sides, labeled "Attacker" and "Defender." Place all of the attacking and defending land, sea, and/or air units from the battle onto their respective sides aligned with the numbered columns that contain those units' names and silhouettes. Facilities don't participate in general combat, as they may be attacked and damaged only by strategic and tactical bombing raids. The number in a unit's column identifies that unit's attack or defense value. An attacking or defending unit must roll its column's attack or defense value or less in order to score a hit.

Some units, such as transports, attacking aircraft carriers, and defending AAA units, have no combat value and are not represented on the battle strip. Place these units beside the battle strip, as they are still participants in the battle and may be taken as casualties.

In a sea battle, place any cargo (whether your own units or an ally's) beside the transport ship or on the aircraft carrier (guest air units) that is carrying it. Cargo doesn't roll for hits, nor can it be chosen as a casualty. It's lost with the ship carrying it if that ship is destroyed.

If you are attacking in a sea zone that already contained friendly units, your ally's units are not placed along the battle strip, but remain out of play for this turn.

Combined Arms

In some instances, a mix of unit types activates enhanced unit abilities. For example, an infantry unit matched with an artillery unit enables the infantry to attack at 2. See the following chart for details. (See also "Unit Profiles," page 24.)

Some unit types require one-to-one pairing with another unit type and may be paired with more than one other unit type. Each unit may be paired with only one other unit at the same time, but may be paired with different units at different times during the same turn. For example, an individual artillery unit may not be paired with both an infantry and a mechanized infantry during the same combat round in the Conduct Combat phase in order to make both units attack at 2. However, the same mechanized infantry unit may be paired with a tank during the Combat Move phase in order to blitz, and then be paired with an artillery in the Conduct Combat phase in order to attack at 2.

	+			Attacks @ 2
	+			Attacks @ 2
	+			Attacks @ 4
	+			Attacks @ 4
	+			Can Blitz
	+			Can Hit Subs

ORDER OF PLAY (CONTINUED)

Step 2. Submarine Surprise Strike or Submerge (Sea Battles Only)

This step is specific to attacking and defending submarines. Before the general sea battle takes place (steps 3–5), both attacking and defending submarines can choose to either make a Surprise Strike die roll or submerge. A player may choose to submerge all, some, or none of his or her submarines. However, if the opposing side has a destroyer in the battle, the attacking or defending submarines can't submerge or make a Surprise Strike. Combat proceeds normally with your submarines firing along with your other units in step 3 or 4.

Attacking or defending submarines that choose to submerge are immediately removed from the battle strip and returned to the game board in the contested sea zone, removing them from the remaining battle sequences.

Note: Decisions on whether attacking and defending submarines will fire or submerge must be made before any dice are rolled by either side. The attacking player decides first.

Each attacking submarine conducting a Surprise Strike rolls one die. Attacking submarines that roll a "2" or less score a hit. After the attacking player has rolled for all attacking submarines, the defender chooses 1 sea unit (submarines can't hit air units) for each hit scored and moves it behind the casualty strip. (*Note:* undamaged capital ships that are hit only once are not removed.)

Then each defending submarine conducting a Surprise Strike rolls one die. Defending submarines that roll a "1" score a hit. After the defending player has rolled for all defending submarines, the attacker chooses 1 sea unit for each hit scored and removes it from play. (*Note:* undamaged capital ships that are hit only once are not removed.)

Note: In both cases, attacking or defending, transports can be chosen as casualties only if there are no other eligible units. Submerged submarines can't be chosen as casualties since they have been removed from the battle.

Once all attacking and defending submarines that conducted a Surprise Strike have fired, the casualties they have generated are removed from the game and this step (step 2) is over for this round of combat. As long as there are attacking and/or defending submarines and no opposing destroyers, this step is repeated during each round of combat. Any hits made during this step that don't destroy units (such as battleships and carriers) remain in effect until they are repaired.

Step 3. Attacking Units Fire

Roll one die for each attacking unit with an attack value that didn't fire or submerge in step 2. Roll for units with the same attack value at the same time. For example, roll all units with an attack value of 3 at the same time. An attacking unit scores a hit if you roll its attack value or less. After the attacking player has rolled for all attacking units, the defender chooses 1 unit for each hit scored and moves it behind the casualty strip. All units behind the casualty strip will return fire in step 4. As many hits as possible must be assigned. For instance, if 1 cruiser and 2 submarines attack a carrier with a fighter and score 3 hits, the defender must assign the cruiser hit to the fighter and the submarine hits to the carrier. The defender may not assign the cruiser hit to the carrier, as the subs cannot

hit the fighter and 1 sub hit would be lost.

Step 4. Defending Units Fire

Defending units roll one die for each unit with a defense value, including units behind the casualty strip, that didn't fire or submerge in step 2. Roll for units with the same defense value at the same time. A defending unit scores a hit if you roll its defense value or less.

After the defending player has rolled for each defending unit with a defense value, the attacker chooses 1 unit for each hit scored and removes it from play.

As many hits as possible must be assigned. For instance, if 1 cruiser and 1 submarine are defending against 1 destroyer and 1 fighter and the defender scores 2 hits, the attacker must assign the sub hit to the destroyer and the cruiser hit to the fighter. The attacker may not assign the cruiser hit to the destroyer, as the sub cannot hit the fighter and its hit would be lost.

Specific to Sea Battles: In both steps 3 and 4, submarines that fired in step 2 can't fire again during the same combat round. If there is an enemy destroyer in the battle, submarines fire in step 3 or 4 rather than step 2. Remember that in sea battles hits from air units can't be assigned to submarines unless there is a destroyer present that is friendly to the air units in the battle, and hits can only be assigned to transports if there are no other eligible units.

Step 5. Remove Defender's Casualties

Remove the defender's units that are behind the casualty strip from play. *Note:* After casualties are removed, it might be necessary to reevaluate certain units' capabilities that depend upon the presence or absence of other units. For example, infantry units might no longer be supported by artillery units, or submarines might no longer have their abilities cancelled by enemy destroyers that have been removed. These changes will take effect in the following combat round.

Step 6. Press Attack or Retreat

Combat rounds (steps 2–5) continue unless one of the following two conditions occurs (in this order):

Defenseless Transports

In a sea battle, if the defender has only transports remaining and the attacker still has units capable of attacking, the defending transports are all destroyed, along with their cargo. You don't have to continue rolling dice until all the transports receive hits. This will speed up combats. This also occurs if the only combat units remaining can't hit each other. For example, if the defender has only transports and submarines remaining, and the attacker has only air units remaining, the air units and submarines can't hit each other, so the transports are defenseless. At this point, defenseless transports are all destroyed, along with their cargo. Attacking transports are not usually considered defenseless, since they generally have the option of retreating. If they can't retreat, they are treated the same as defending transports. Destroying defenseless transports in this way still counts as combat for the purpose of offshore bombardment and similar rules.

ORDER OF PLAY

Condition A—Attacker and/or Defender Loses All Units

Once all units that can either fire at a valid target or retreat on one or both sides have been destroyed, the combat ends.

Multinational Forces

Units on the same side can share a territory or sea zone, constituting a multinational force. Such forces can defend together, but they can't attack together. (This doesn't mean powers can share income: only the power that controls a territory collects income for that territory.)

A multinational force can't attack the same space together, because each power moves and attacks with its own units only on its own turn. Any units in a sea zone in which a battle occurs that belong to an ally of the attacker (other than cargo on an attacker's ship) can't participate in the battle in any way. Such units can't be taken as losses in the sea combat and have no effect on defending submarines.

An attacking fighter or tactical bomber can launch from an aircraft carrier owned by an ally, but the ally's carrier can't move until its owner's turn. Similarly, an attacking carrier can carry an ally's fighter or tactical bomber as cargo, but the ally's air unit can't participate in an attack by that carrier.

An attacking land unit can assault a coastal territory from an ally's transport, but only on the turn of the attacking land unit's owner. All of the normal requirements for transports offloading in a sea zone must still be met by the attacking power (see "Special Combat Movement, Transports", page 15), and any scrambled air units will prevent the landing if they cannot be destroyed.

Multinational Defense: When a space containing a multinational force is attacked, all its units defend together. If the defending units belong to powers under the control of different players, those players mutually determine the casualties. If they can't agree, the attacker chooses.

Transporting Multinational Forces: Transports belonging to a friendly power can load and offload your land units, as long as both powers are at war. This is a three-step process:

1. You load your land units aboard the friendly transport on your turn.
2. The transport's owner moves it (or not) on that power's turn.
3. You offload your land units on your next turn.

If a power has combat units remaining along the battle strip, that power wins the combat. Players who have units remaining along the battle strip return those units to the contested space on the game board.

In a sea battle, if both sides have only transports remaining, the attacker's transports can remain in the contested sea zone or retreat per the rules in Condition B below, if possible.

Condition B—Attacker Retreats

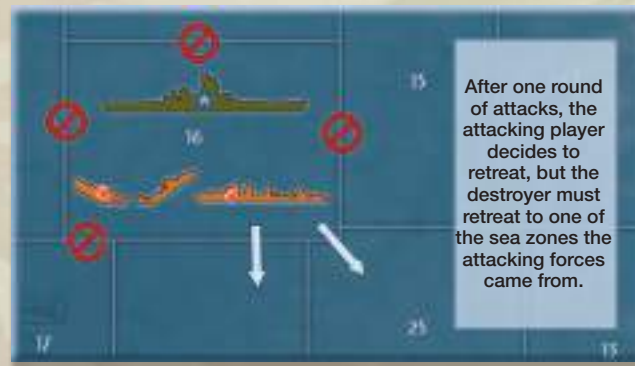
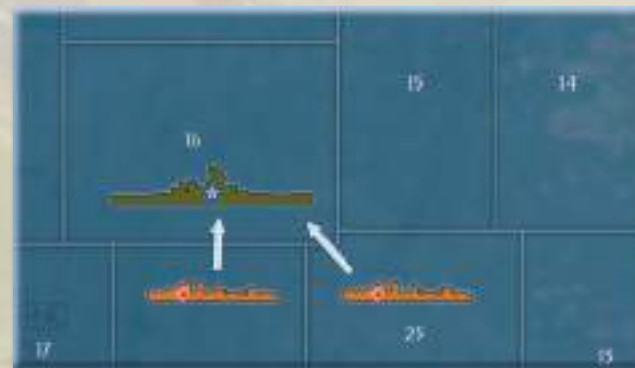
The attacker (never the defender) can retreat during this step. Move all attacking land and sea units in that combat that are along the battle strip to a single adjacent friendly space from or through which at least 1 of the original attacking land or sea units moved. In the case of sea units, that space must have been friendly at the start of the turn. All such units must retreat together to the same territory or sea zone, regardless of where they came from.

Retreating air units remain in the contested space temporarily. They complete their retreat movement during the Noncombat Move phase using the same rules as an air unit involved in a successful battle.

Step 7. Conclude Combat

If you win a combat as the attacker in a territory and you have 1 or more surviving land units there, you take control of it. Otherwise, it remains in the defender's control. (If all units

on both sides were destroyed, the territory remains in the defender's control.) Sea units can't take control of a territory; they must stay at sea.



Air units can't capture a territory. If your attack force has only air units remaining, you can't occupy the territory you attacked, even if there are no enemy units remaining. Air units must return to a friendly territory or carrier during the Noncombat Move phase. Until then, they stay at the space where they fought.

If you have captured the territory, place your control marker on the territory and adjust the national production levels. Your national production increases by the value of the captured territory; the loser's production decreases by the same amount.

Any industrial complex, air base, and/or naval base located in the captured territory is now controlled by your side (see "Liberating a Territory," below). If you capture an industrial complex, you can't mobilize new units there until your next turn. If you capture a major industrial complex, it is immediately downgraded to a minor one. If you capture an air base or naval base, you can't use the added flight or sea movement or receive repairs until your next turn. Any damage previously inflicted on a facility remains in place until it is repaired (any damage markers beyond 6 on former major industrial complexes are removed).

Liberating a Territory

If you capture a territory that was originally controlled by another member of your side, you "liberate" the territory. You don't take control of it; instead, the original controller regains the territory and the national production level is adjusted. Any industrial complex, air base, and/or naval base in that territory revert to the original controller of the territory. A major industrial complex that was downgraded to a minor upon capture is not automatically upgraded upon liberation—it remains minor until the original owner upgrades it.

ORDER OF PLAY (CONTINUED)

If the original controller's (the power whose territory you just liberated) capital is in enemy hands at the end of the turn in which you would otherwise have liberated the territory, you capture the territory instead. You adjust your national production level, and you can use any industrial complex, air base, and/or naval base there until the original controller's capital is liberated. The capturing player can't use these newly captured facilities until the player's next turn.

Capturing and Liberating Capitals

If a power captures a territory containing an enemy capital (Calcutta, Tokyo, Sydney, or Western United States), follow the same rules as for capturing a territory. Add the captured territory's income value to your national production level.

In addition, you collect all unspent IPCs from the treasury of the original controller of the captured capital. For Example, if Japan conquers India, and the United Kingdom has unspent IPCs, those IPCs are immediately transferred to Japan's player. You collect these IPCs even if your own capital is in enemy hands.

When capturing Tokyo, signifying Allied victory, you still add the captured territory's income value to your national production level and you collect any unspent IPCs Japan might have. The Axis player will have until the beginning of your power's next turn, using his or her existing forces, to try to liberate that capital.

The original controller of the captured capital is still in the game but can't collect income from any territories he or she still controls and can't buy new units. The player skips all but the Combat Move, Conduct Combat, and Noncombat Move phases until the capital is liberated. If that power or one on its side liberates the capital, the original controller can once again collect income from territories he or she controls, including territories reverting control to him or her.

If a capital is liberated, the industrial complex, air base, and/or naval base in that capital territory revert ownership to the original controller of the capital. Other territories and industrial complexes, air bases, and naval bases that were originally controlled by the newly liberated capital's controller but are currently in the hands of friendly powers also revert control immediately.

You don't collect IPCs from the controlling power when you liberate a capital. For example, if the United States player liberates Sydney from Japan's player, the Japan player doesn't surrender any IPCs.

Capturing a Victory City

Japan wins the game by capturing and controlling 6 victory cities. Players should keep a close eye on Japan's progress and the number of victory cities of which it has control. If the Japan player controls at least 6 victory cities continuously for one complete round of play, that player wins the war, provided that he or she also controls Tokyo at the end of the round.

Phase 4: Noncombat Move

In this phase, you can move any of your units that didn't move in the Combat Move phase or participate in combat during your turn. You will also land all your air units that

participated in and survived the Conduct Combat phase. This is a good time to gather your units, either to fortify vulnerable territories or to reinforce units at the front.

Your land and sea units can move a number of spaces up to their move values. Your air units can move a number of spaces up to their move values, less the number of spaces they might have moved during the Combat Move phase. Air units that did not move at all during the Combat Move phase may use their entire movement allowance in this phase. Only air units and submarines can move through hostile spaces during this phase.

Stranded defending air units also land during this phase. These are carrier air units whose aircraft carrier has been damaged or destroyed in combat or scrambled air units or fighter interceptors (see "Conduct Combat," page 15) whose original territory is now under enemy control. These units are allowed movement of up to one space to find a friendly territory or carrier on which to land. If no landing space can be found, they are lost. This movement occurs before the acting player makes any noncombat movements.

Where Units Can Move

Land Units: A land unit can move into any friendly or friendly neutral territory, including territories that were captured in the current turn. It can't move into or through a hostile territory (not even one that contains no combat units but is enemy-controlled) or an unfriendly neutral or strict neutral territory. If the United States isn't at war, it can't move its units into territories belonging to another Allied power.

This is the only phase in which AAA (antiaircraft artillery) can move.

Air Units: An air unit must end its move in an eligible landing space. Air units can land in any territory that was friendly (but not friendly neutral) at the start of the current turn.

Only fighters and tactical bombers can land in a sea zone with a friendly carrier present. A landing spot must be available on the carrier. Additionally:

- A fighter or tactical bomber can land in a sea zone (even a hostile one) that is adjacent to an industrial complex you own if you will be mobilizing an aircraft carrier that you previously purchased in that zone during the Mobilize New Units phase.
- In order for a fighter or tactical bomber to land on an existing carrier, both units must END their movement in the same sea zone.
- You must have a carrier move, remain in place, or be mobilized (new carriers only) to pick up a fighter or tactical bomber that would end its noncombat movement in a sea zone. You can't deliberately move an air unit out of range of a potential safe landing space.

Air units that can't move to an eligible landing space by the end of the Noncombat Move phase are destroyed. This includes stranded defending air units (see above).

ORDER OF PLAY

No air units can land in any territory that was not friendly at the start of your turn, including any territory that was just captured or converted from a friendly neutral by you this turn. If the United States isn't at war, it can't move its air units into territories or onto aircraft carriers belonging to another Allied power.

Sea Units: A sea unit can move through any friendly sea zone. It can't move into or through a hostile sea zone.

Unlike other sea units, submarines can move through and even into hostile sea zones in the Noncombat Move phase. However, a submarine must end its movement when it enters a sea zone containing one or more enemy destroyers.

Transports can move to friendly coastal territories and load or offload cargo, unless they loaded, moved, offloaded, or were involved in combat during the Combat Move or Conduct Combat phase.

Aircraft carriers can move to sea zones to allow friendly fighters and tactical bombers to land. They must move there, range permitting, if they didn't move in the Combat Move phase and the friendly sea zone is the only valid landing zone for the air units. An aircraft carrier and a fighter or tactical bomber must both end their moves in the same sea zone in order for the air unit to land on the carrier.

Phase 5: Mobilize New Units

If you purchased new units, you must now move all of them from the Mobilization Zone on the game board to eligible spaces you have controlled since the start of your turn. You can't use industrial complexes that you captured or purchased this turn. You can never use an industrial complex owned by a friendly power.

The number of combat (land, air, or sea) units that can be produced by each industrial complex each turn is limited to 10 for major industrial complexes and 3 for minor ones. (If you are upgrading a minor industrial complex to a major one, you may still only mobilize up to 3 combat units from that industrial complex this turn.) For each damage marker (plastic gray chip) that is under a given industrial complex, one fewer unit can be mobilized from it. Industrial complexes are never destroyed (except in liberated Chinese territories). They can be heavily damaged, however, and can be damaged to the point where they have at least as many damage markers as they have production ability. In this case, no new units can enter the game through that factory until it's repaired.

Restrictions on Placement

You can place land units and strategic bombers only in territories containing eligible industrial complexes. Land units can't enter play on transports.

You can place sea units only in sea zones adjacent to territories containing eligible industrial complexes. New sea units can enter play even in a hostile sea zone. No combat occurs because the Conduct Combat phase is over.

You can place fighters and tactical bombers into territories containing an industrial complex controlled by your power from the start of your turn, or on an aircraft carrier owned by

your power in a sea zone (even a hostile one) adjacent to a territory with such an industrial complex. The aircraft carrier can be either a new one currently being mobilized, or an existing one already in place. You can't place a new fighter or tactical bomber on a carrier owned by a friendly power.

Place new facilities in any eligible territory that you have controlled since the start of your turn. Unlike combat units, facilities do not require that an industrial complex be in the territory in which they are mobilized, and they do not count against the number of units that an industrial complex may mobilize (see above) if there is one there. Major industrial complexes can only be built on originally controlled (not captured) territories with an IPC value of 3 or higher. Minor industrial complexes can be built only in territories with an IPC value of 2 or higher. You can't have more than one facility of the same type (industrial complex, air base, or naval base) per territory. Industrial complexes can't be built on islands (see "Islands," page 8).

In the event that you purchased more units than you can actually mobilize due to production limitations, you must return the over-produced units to the box (your choice on which units), and the cost of the units is reimbursed to you.

Phase 6: Collect Income

In this phase, you earn production income to finance future attacks and strategies. Look up your power's national production level (indicated by your control marker) on the National Production Chart. This is the amount of IPC income you have generated. In addition, you might have reached your national objectives. A power reaching its national objectives is experiencing an uplifting positive effect across the board—higher morale coupled with renewed vigor. "This awards your economy an extra boost of 5 or more IPCs per turn and is called "bonus income" (see "National Objectives and Bonus Income", page 23). However, before you can actually receive any of this income, you must check for any losses incurred by naval attacks against your shipping routes (see "Conduct Convoy Disruptions", below).

Once your income, bonus income, and losses from convoy disruptions have been determined, the number of IPCs that your power will actually collect this turn is calculated by adding your income and bonus income, then subtracting any convoy disruption losses from that total. Collect that number of IPCs from the bank by having the banker add it to the total number of IPCs in your power's treasury.


If your capital is under an enemy power's control, you can't collect income or suffer convoy disruptions. A power can't lend or give IPCs to another power, even if both powers are on the same side.



Conduct Convoy Disruptions

The economy of many nations is based on moving tons of resources across vast spans of ocean. In wartime, and especially during World War II, this movement was vital. Cargo ships (not to be confused with the game's transport ships, which carry military units) often formed convoys for mutual support and protection. These convoys are subject to attack by enemy warships.

ORDER OF PLAY (CONTINUED)



There are three conditions that must exist for this kind of attack to occur:

1. The sea zone must have a "Convoy" image,
2. The sea zone must be adjacent to one or more of your controlled territories, and
3. At least 1 warship belonging to a power with which you are at war must be in the sea zone. (Any ships in the sea zone that belong to you or a friendly power will have no effect on convoy disruption.)

Convoy attacks on "Convoy" sea zones are conducted in the following manner.

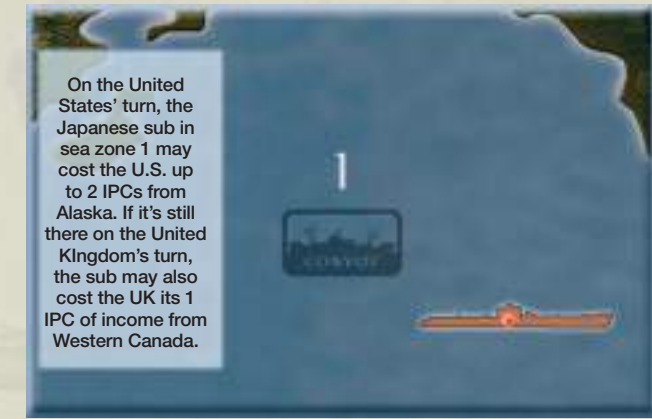
Each enemy warship (except for aircraft carriers) and carrier-based air unit in the sea zone might cause the loss of 1 or more IPCs from your income for the turn. The owners of enemy battleships, cruisers, and/or destroyers rolls one die for each such unit, and the owners of enemy submarines and/or air units roll two dice for each such unit. Any rolls of "4" or higher are ignored. The results of these rolls that are "3" or less are totaled, and the resulting number is the total convoy damage suffered in the disruption. However, this number might be limited. Each disrupted convoy can't lose more IPCs than the total IPC value of your controlled territories adjacent to the sea zone. Also, no single territory can lose more IPCs than its own IPC value from multiple disrupted adjacent convoys (for example, Japan cannot lose more than 8 IPCs from disrupted convoys in sea zones 6 and 19). After these limits are applied, the final total is subtracted from your income for the turn.

A review of the map, specifically looking for such situations, is the responsibility of all the players. This is a step in this phase of the turn. All players should be on the lookout for such convoy attack situations and point them out.

National Objectives and Bonus Income

While the goal of the Japan player is to capture victory cities and the Allies' goal is to occupy Tokyo, each power also has one or more objectives related to its historic goals and what was of national importance to it at the time. These objectives, if achieved, will grant bonus income.

A power collects the indicated bonus IPCs during each of its Collect Income phases if the condition for that bonus has been met, unless otherwise specified.



Japan: "The Greater East Asia Co-Prosperity Sphere" *Asia for the Asians. The stated objective was to create a self-sufficient "block of Asian nations led by the Japanese and free of Western Powers."*

When Japan Is Not at War with the United States:

- 10 IPCs if Japan is not at war with the United States, has not attacked French Indo-China, and has not made an unprovoked declaration of war against United Kingdom-ANZAC. *Theme:* Strategic resource trade with the United States.

When Japan Is at War with the Western Allies (United States and/or United Kingdom-ANZAC):

- 5 IPCs if Japan controls the following territories: Guam, Midway, Wake Island, Gilbert Islands, and Solomon Islands. *Theme:* Strategic outer defense perimeter.
- 5 IPCs per territory if Japan controls India (Calcutta), New South Wales (Sydney), Hawaiian Islands (Honolulu) and/or Western United States (San Francisco). *Theme:* Major Allied power centers.
- 5 IPCs if Japan controls all of the following territories: Sumatra, Java, Borneo, and Celebes. *Theme:* Strategic resource centers.

United States: "The Arsenal of Democracy"

The United States was not always the industrial giant that it suddenly became. The conversion from a peacetime industry to a wartime one was done practically overnight. Nonetheless, the reality of this historical phenomenon proved to be one of the undeniable strategic realities of World War II.

When the United States Is at War:

- 30 IPCs if the United States controls Western United States. *Theme:* Major shift from peacetime to wartime economy.
- 5 IPCs if the United States controls both Alaska and Mexico.
- 5 IPCs if the United States controls all of the following territories: Aleutian Islands, Hawaiian Islands, Johnston Island, and Line Islands. *Theme:* National sovereignty issues.
- 5 IPCs if the United States controls Philippines. *Theme:* Center of American influence in Asia.

ORDER OF PLAY (CONTINUED)

China

Japanese expansion into China in the early '30s was designed not only to control China's resources, but also to eliminate British, American, and Soviet influence. Japan wanted to isolate China from all external aid.

- 6 IPCs if the Burma Road is totally open. The Allies must control India, Burma, Yunnan, and Szechwan for this to occur. China is also permitted to purchase artillery (represented by U.S. pieces) if the Burma Road is open. *Theme:* Chinese military supply line corridor.

United Kingdom: "The British Empire"

At the time the war broke out, the United Kingdom had stretched its empire around the world. But the empire was stretched thin and was trying to retain its control on its old centers of power.

When the United Kingdom Is at War with Japan:

- 5 IPCs if the United Kingdom controls both Kwangtung and Malaya. *Theme:* Maintenance of the empire considered vital national objective.

ANZAC: "Australian-New Zealand Army Corps"

The ANZAC pre-war plans to defend Southeast Asia from a potential Japanese attack were primarily centered on Malaya (Singapore). They were also focused on defending the strategic islands north of Australia.

When ANZAC Is at War with Japan:

- 5 IPCs if an Allied power controls Malaya and ANZAC controls all of its original territories. *Theme:* Malaya considered strategic cornerstone to Far East British Empire.
- 5 IPCs if the Allies (not including the Dutch) control Dutch New Guinea, New Guinea, New Britain, and the Solomon Islands. *Theme:* Strategic outer defense perimeter.

WINNING THE GAME

At the beginning of Japan's turn, check to see if at least 6 victory cities have continuously been under Japan's control since the end of Japan's last turn. If that's true, then check to see if 1 of the victory cities that Japan controls is Tokyo. If one of them is Tokyo, or if Japan liberates Tokyo by the end of the turn, Japan wins the game.

At the beginning of each Allied power's turn, check to see if Tokyo has continuously been under Allied control since the end of that power's last turn. If that's true, then check to see if the Allies also control at least 1 Allied capital (Calcutta, Sydney, or San Francisco). If they do, or if the current power liberates an Allied capital by the end of the turn, the Allies win the game.

UNIT PROFILES

This section provides detailed information for each unit in the game. Each entry provides a quick statistical reference about that unit's cost in IPCs, its attack and defense values, and the number of territories or sea zones it can move. Each unit type also has unit characteristics and statistics summarized below.

Industrial Complexes and Bases (Facilities)

Industrial complexes, air bases, and naval bases each have different functions, but each also has several points in common. None of these facilities can attack, defend, or move. They are not placed on the battle strip. However, each can defend against a strategic or tactical bombing raid. Before bombers can attack a targeted facility, they will be fired on by the built-in air defenses of the facility. The facility's controlling player rolls a die for each attacking bomber. Each roll of "1" scores a hit and eliminates 1 bomber of the attacker's choice.

Facilities can't be moved or transported.

If a territory is captured, any facilities there are also captured. The capturing power (and, in the case of bases, its allies) can use them on the turn after they are captured.

Newly purchased industrial complexes, air bases, and naval bases are placed on the map during the Mobilize New Units phase. They can't be placed on newly captured territories. A territory must have an IPC value of 2 or higher before a minor industrial complex can be built on it. Major industrial complexes can only be built on originally controlled (not captured) territories with an IPC value of 3 or higher. Industrial complexes can't be built on islands (see "Islands," page 8). Air bases can be built on any controlled territory. Naval bases can be built on controlled territories with a coastline, including islands. Only one facility of each type (industrial complex, air base, and naval base) may exist in each territory.

Damaged Factories and Bases: Industrial complexes and bases can be damaged by enemy bombers (see "Strategic and Tactical Bombing Raids," page 16). They can never be destroyed (except for industrial complexes in liberated Chinese territories); however, they can be damaged to the point where they are out of commission. Plastic chips are placed under industrial complexes and bases to indicate damage. See the Unit Profile of each facility for the effects of damage on it. Total damage to an industrial complex can't exceed 20 for major and 6 for minor industrial complexes. Air bases and naval bases can't exceed 6 damage points.

Damage markers can be removed at a cost of 1 IPC each. These repairs are paid for (and the damage markers are removed) during the Purchase and Repair Units phase of the turn.



Industrial Complexes (cardboard counter)

Cost: Major 30, Minor 12

Attack: —

Defense: (Self-defense antiaircraft ability)

Move: —

Unit Characteristics

Factories: Industrial complexes are the point of entry for all purchased air, land, and sea units. There are two types of industrial complexes, major and minor. Major industrial complexes have a "10" printed on them. Each of these major industrial complexes can produce up to 10 combat (land, air, or sea) units per turn. Minor industrial complexes can produce up to 3 combat units per turn. They have a "3" printed on them. A minor industrial complex can be upgraded to a major one at a cost of 20 IPCs. The industrial complex to be upgraded must be located on an originally controlled (not captured) territory that you have controlled since the beginning of your turn and that has an IPC value of 3 or higher.

You can't place your new units at an industrial complex owned by a friendly power. Even if you liberate a territory with an industrial complex in it, you can't use the complex; the original controller can use it on his or her next turn. If you capture it, you can use it on your next turn. You can use an industrial complex that you controlled at the beginning of your turn.

Subject to Damage: For each damage marker that is under an industrial complex (see above), that complex can mobilize 1 less unit. Industrial complexes can have at least as many damage markers as they have production ability. In such case, no new units can enter the game through that complex until it's repaired. A damaged minor complex may not be upgraded, so any damage on the industrial complex must be repaired at the same time that the upgrade is purchased.



Air Bases (cardboard counter)

Cost: 15

Attack: —

Defense: (Self-defense antiaircraft ability)

Move: —

Unit Characteristics

Increased Air Unit Range: When taking off from a friendly territory that has an operative air base, air units gain 1 additional point of movement range. At that point fighters and tactical bombers can move 5 spaces, and strategic bombers can move 7 spaces. **Note:** Air units on carriers in a sea zone adjacent to a territory containing an air base don't benefit from this additional movement range.

Scramble: You can move air units defending on an island or coastal territory that has an operative air base to the sea zones adjacent to that territory to participate in the defense of those sea zones. See "Scramble," page 15, for more details.

Subject to Damage: An air base is considered to be inoperative if it has 3 or more damage points. It can't increase air unit range or allow air units to scramble.



Naval Bases (cardboard counter)

Cost: 15

Attack: —

Defense: (Self-defense antiaircraft ability)

Move: —

Unit Characteristics

Services Sea Zones: All sea zones that border a territory containing an operative naval base are considered to be serviced by that naval base. Sea zones serviced by a naval base confer the benefits of that base onto all friendly sea units in those zones.

Increased Sea Unit Range: All ships beginning their movement from a sea zone serviced by an operative friendly naval base gain 1 additional point of movement range. Sea units in this position can move 3 spaces instead of 2.

Repairs: Capital ships (aircraft carriers and battleships) can be repaired by moving those units to a sea zone serviced by an operative controlled or friendly naval base. Damaged ships are repaired at no IPC cost during the Purchase and Repair Units phase of their owning player's turn if they are in a sea zone serviced by an operative friendly naval base, including one repaired in the current turn.

Subject to Damage: A naval base is considered to be inoperative if it has 3 or more damage points. It can't service sea zones, increase sea unit range, or conduct repairs.

Land Units

Infantry, artillery, mechanized infantry, tanks, and AAA (antiaircraft artillery) can attack and defend only in territories. Only infantry, artillery, mechanized infantry, and tanks can capture hostile territories or convert friendly neutrals. All can be carried by transports.

Infantry



Cost: 3

Attack: 1 (2 when supported by artillery)

Defense: 2

Move: 1

Unit Characteristics

Supported by Artillery: When an infantry attacks along with an artillery, the infantry's attack increases to 2. Each infantry must be matched one-for-one with a supporting artillery unit. If your infantry outnumber your artillery, the excess infantry units still have an attack of 1. For example, if you attack with 2 artillery and 5 infantry, 2 of your infantry have an attack of 2 and the rest have an attack of 1. Infantry are not supported by artillery on defense.

Artillery



Cost: 4

Attack: 2

Defense: 2

Move: 1

Unit Characteristics

Supports Infantry and Mechanized Infantry: When an infantry or mechanized infantry attacks along with an artillery, its attack increases to 2. Each infantry and/or mechanized infantry must be matched one-for-one with a supporting artillery unit. Artillery doesn't support infantry or mechanized infantry on defense.

Mechanized Infantry



Cost: 4

Attack: 1 (2 when supported by artillery)

Defense: 2

Move: 2

Unit Characteristics

Blitz: A mechanized infantry unit must normally stop when it enters an enemy controlled territory. However, when paired one-for-one with a tank, it can make a blitz movement (see "Tanks," page 27) along with that tank. The movement of both units must start and end in the same territories.

Supported by Artillery: When mechanized infantry attacks along with an artillery, the mechanized infantry attack increases to 2. Each mechanized infantry must be matched one-for-one with a supporting artillery unit. If your mechanized infantry outnumber your artillery, the excess mechanized infantry units still have an attack of 1. For example, if you attack with 2 artillery and 5 mechanized infantry, 2 of your mechanized infantry have an attack of 2 and the rest have an attack of 1. Mechanized infantry are not supported by artillery on defense.



Tanks



Cost: 6

Attack: 3

Defense: 3

Move: 2

Unit Characteristics

Blitz: Tanks can "blitz" by moving through an unoccupied hostile territory as the first part of a 2-space move that can end in a friendly or hostile territory. This complete move must occur during the Combat Move phase. By blitzing, the tank establishes control of the first territory before it moves to the next. The second territory can be friendly or hostile, or even the space the tank came from. A tank may not blitz through a territory that contains an enemy unit, even if the unit is an AAA (antiaircraft artillery), industrial complex, air base, or naval base.

Combined Arms: Tanks can be combined with tactical bombers or mechanized infantry.

- Combining a tank and a tactical bomber increases the tactical bomber's attack number from 3 to 4 (see "Tactical Bombers," page 29).
- Each mechanized infantry unit combined with a tank can blitz along with it (see "Mechanized Infantry," page 26).

AAA (Antiaircraft Artillery)



Cost: 5

Attack: —

Defense: —

Move: 1 (noncombat only)

Unit Characteristics

Limited Move: Normally this unit can be moved only during the Noncombat Move phase. An AAA unit cannot move during the Combat Move phase (other than being carried on a transport if the unit was loaded on a prior turn).

No Combat Value: Even though an AAA unit can defend, either alone or with other units, it has a combat value of 0. This means that an AAA unit cannot fire in the defending units fire step. It can, however, be taken as a casualty. If a territory containing AAA units and no combat units is attacked, the AAA units are automatically destroyed. AAA units may never attack.

Air Defense: An AAA unit can fire at an air unit only when that unit attacks land and/or air units in the territory containing that AAA unit. AAA units fire only once, before the first round of combat. Each AAA unit in the territory may fire up to 3 shots, but each attacking air unit may only be fired upon once. In other words, the total number of air defense dice rolled is either 3 times the number of AAA units, or the number of attacking air units, whichever is the lesser. For example, 5 fighters attacking a territory containing 2 AAA units would have 5 shots fired against them, while those same 5 fighters would have only 3 shots fired against them if there were only 1 defending AAA unit.

Once the number of air defense dice is determined, the dice are rolled. For each "1" rolled, the attacker must choose 1 air unit as a casualty. These casualties are removed immediately and will not participate in the remainder of the battle. This AAA fire occurs immediately before normal combat occurs in the territory containing the AAA unit. AAA units do not defend facilities against strategic or tactical bombing. Facilities have their own built-in air defenses (see "Industrial Complexes and Bases (Facilities)," page 24).

Air Units

Fighters, tactical bombers, and strategic bombers can attack and defend in territories. All can attack in sea zones. Fighters and tactical bombers stationed on carriers can defend in sea zones. All air units can land only in friendly territories or, in the case of fighters and tactical bombers, on friendly aircraft carriers. Your air units can't land in territories you just captured, whether they were involved in the combat or not, or in territories you just converted from friendly neutrals. Air units can move through hostile territories and sea zones as if they were friendly. However, they are exposed to anti-aircraft fire during combat whenever they attack a hostile territory that contains an AAA unit. When conducting strategic or tactical bombing raids, bombers are only exposed to the anti-aircraft fire from the industrial complex or base, not any AAA unit in the territory.

To determine movement range, count each space your air unit enters "after takeoff." When moving over water from a coastal territory or an island group, count the first sea zone entered as 1 space. When flying to an island group, count the surrounding sea zone and the island group itself as 1 space each. When moving a fighter or tactical bomber from a carrier, don't count the carrier's sea zone as the first space—the unit is in that sea zone already. In other words, each time an air unit crosses a boundary between spaces, whether territories or sea zones, it uses 1 movement point.

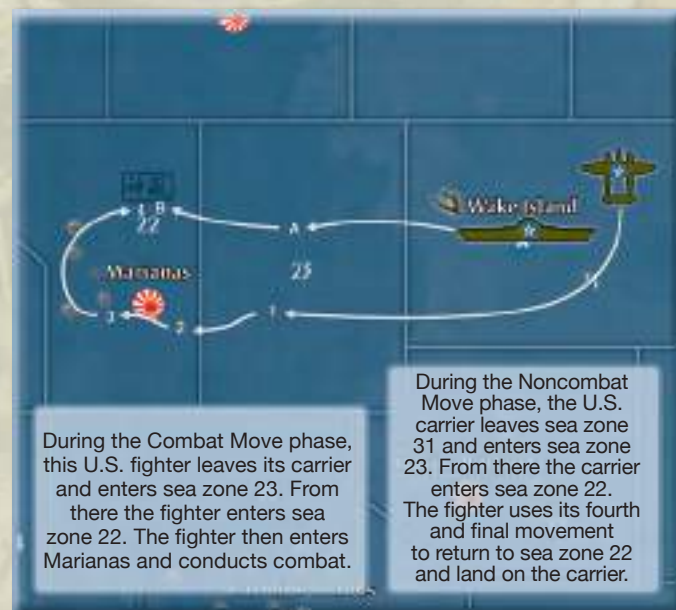
Air units based on coastal territories and islands normally can't defend adjacent sea zones. An exception to this rule is fighters and tactical bombers in such a territory that has an operative air base. These air units can be scrambled and moved to the adjacent sea zones if they come under attack. Strategic bombers can't be scrambled (see "Scramble," page 15).

You cannot deliberately send air units into combat situations that place them out of range of a place to land afterward. In the Combat Move phase, prior to rolling any battles, you must be able to demonstrate some possible way (however remote the possibility is) for all your attacking air units to land safely that turn. This could include a combination of combat moves. It could also include noncombat moves by a carrier or the mobilization of a new carrier.

In order to demonstrate that an air unit might have a safe landing zone, you may assume that all of your attacking rolls will be hits, and all defending rolls will be misses. You may NOT, however, use a planned retreat of any carrier to demonstrate a possible safe landing zone for any fighter or tactical bomber. Once possible landing spaces for all attacking air units have been demonstrated, you have no obligation to guarantee those landing zones for air units in the course of battle. For example, aircraft carriers may freely retreat or be taken as casualties, even if doing so leaves air units with no place to land after combat (such air units will be destroyed at the end of the Noncombat Move phase). However, during noncombat movement and new unit mobilization, you must provide for safe landing of as many air units as possible after all combats are resolved.

If you declared that a carrier will move during the Noncombat Move phase to provide a safe landing zone for a fighter or a tactical bomber moved in the Combat Move phase, you must follow through and move the carrier to its planned location in the Noncombat Move phase unless the air unit has landed safely elsewhere or has been destroyed before then, or a combat required to clear an intervening sea zone failed to do so. Likewise, if you declared that a new carrier will be mobilized to provide a safe landing zone for a fighter or tactical bomber, it must be mobilized in that sea zone unless the air unit has landed safely elsewhere or has been destroyed.

Air units can hit submarines only if a friendly destroyer is in the battle.



Fighters



Cost: 10

Attack: 3

Defense: 4

Move: 4

Unit Characteristics

Carrier Operations: Fighters can land on and take off from a carrier. (See "Aircraft Carriers," page 30.)

Fighter Escorts and Interceptors: Fighters can participate in strategic and tactical bombing raids as escorts or interceptors. Any or all defending fighters based in a territory that is about to be bombed can participate in the defense of the industrial complex and/or bases that are targeted. Escort fighters (those accompanying the bombers) can escort and protect the bombers, and they can originate from any territory or sea zone, range permitting. (See "Strategic and Tactical Bombing Raids," page 16.)

Tactical Bombers



Cost: 11

Attack: 3

Defense: 3

Move: 4

Unit Characteristics

Tactical bombers represent dive bombers in land operations and torpedo or dive bombers in naval operations.

Carrier Operations: Tactical bombers can land on and take off from a carrier. (See "Aircraft Carriers," page 30.)

Air Superiority: Fighters can be combined with tactical bombers. A matched pair of a fighter and a tactical bomber increases the tactical bomber's attack value from 3 to 4.

Combined Arms: Tanks can be combined with tactical bombers. A matched pair of a tank and a tactical bomber increases the tactical bomber's attack value from 3 to 4.

Tactical Bombing Raid: A tactical bomber can either participate in normal combat or make a direct attack against an enemy air or naval base. Such an attack on a facility is a tactical bombing raid (see "Strategic and Tactical Bombing Raids," page 16).

Strategic Bombers



Cost: 12

Attack: 4

Defense: 1

Move: 6

Unit Characteristics

Strategic Bombing Raid: A strategic bomber can either participate in normal combat, or make a direct attack against an enemy industrial complex, air base, or naval base. Such an attack on a facility is a strategic bombing raid (see "Strategic and Tactical Bombing Raids," page 16).

Sea Units

Battleships, aircraft carriers, cruisers, destroyers, submarines, and transports move, attack, and defend in sea zones. They can't move into territories. For the sake of these rules, the following are surface warships: battleships, carriers, cruisers, and destroyers. Transports are not warships. Submarines are warships, but they are not surface warships.

All sea units can normally move up to 2 sea zones. An exception to this rule is ships in a sea zone that is serviced by an operative friendly naval base. You can move these ships 3 sea zones when departing from the naval base location (see "Naval Bases," page 25). They can't move through hostile sea zones. If enemy units other than transports or submarines occupy a sea zone, the sea zone is hostile and your sea units end their movement and enter combat. Submarines are an exception: They can pass through a hostile sea zone without stopping, unless there is an enemy destroyer present (see "Destroyers," page 31).

Some sea units can carry other units. Transports can carry only land units. Aircraft carriers can carry fighters and/or tactical bombers, but never strategic bombers.

All surface warships and submarines can conduct convoy disruptions.

Battleships



Cost: 20

Attack: 4

Defense: 4

Move: 2

Unit Characteristics

Capital Ship: Battleships require 2 hits to destroy. If an undamaged battleship is hit once, even by a submarine's Surprise Strike, turn it on its side to mark its damaged status. Don't remove an attacking battleship from play or move a defending battleship behind the casualty strip unless it takes a second hit. If a battleship survives a combat having taken 1 hit, it can be repaired by a visit to an operative friendly naval base (see "Naval Bases," page 25).

Offshore Bombardment: Your battleships (along with your cruisers) can conduct offshore bombardment during an amphibious assault (see "Amphibious Assaults—Step 2. Battleship and Cruiser Bombardment," page 17).

Aircraft Carriers



Cost: 16

Attack: 0

Defense: 2

Move: 2

Unit Characteristics

Capital Ship: Aircraft carriers require 2 hits to destroy. If an undamaged carrier is hit once, even by a submarine's Surprise Strike, turn it on its side to mark its damaged status. Don't remove an attacking carrier from play or move a defending carrier behind the casualty strip unless it takes a second hit. If a carrier survives a combat having taken 1 hit, it can be repaired by a visit to an operative friendly naval base (see "Naval Bases," page 25).

Carry Aircraft: An aircraft carrier can carry up to 2 air units, including those belonging to friendly powers (provided both powers are at war). These air units may be of two types: fighters and tactical bombers. Air units on a friendly power's carrier are always treated as cargo on the carrier owner's turn.

Carrier-based aircraft move independently of the carrier on their own turn. They move along with the carrier on its turn if they belong to different powers. On the air units' turn, they launch before the carrier moves, even if they are not leaving the sea zone themselves. It's possible for the carrier to make a combat movement while leaving its aircraft behind to make a noncombat movement later.

During noncombat movement, fighters and tactical bombers may use their remaining movement to move into sea zones with carriers in order to land on them. Carriers may also move, providing that they didn't move during combat movement or participate in combat. In fact, a carrier must move if it's able, or remain in place, in order to provide a landing space for an air unit that would not otherwise have one. Landing doesn't actually occur until the Mobilize New Units phase, so air units and carriers must end their movement in the same sea zone. Any air units that are not in an eligible landing space by the end of the Noncombat Move phase are destroyed (note that a sea zone in which a new carrier will be placed during the Mobilize New Units phase is an eligible landing space).

A damaged carrier can't conduct air operations, which means that no air units may take off from or land on it. Any guest air units

that were on board the carrier as cargo at the time when it was damaged are trapped onboard and can't leave, attack, or defend until the carrier is repaired. Any air units that planned to land on the carrier must find another landing space by the end of noncombat movement or be destroyed. (See "Phase 4: Noncombat Move," page 21.)

Air Defense: Whenever an undamaged carrier is attacked, its aircraft (even those belonging to friendly powers) are considered to be defending in the air and fight normally, even if only submarines are attacking and the air units cannot hit them because there is no defending destroyer.

Air units based on a defending carrier must land on the same carrier if possible after the battle. If that carrier is destroyed or damaged in combat, they must try to land on a different friendly carrier in the same sea zone, move 1 space to a friendly carrier or territory, or be destroyed. This movement occurs during the Noncombat Move phase, before the acting player makes any noncombat movements.

When a damaged carrier is attacked, any air units on board are considered cargo and can't defend. If the carrier is lost, they are lost along with it.

Cruisers



Cost: 12

Attack: 3

Defense: 3

Move: 2

Unit Characteristics

Offshore Bombardment: Your cruisers (along with your battleships) can conduct offshore bombardment during an amphibious assault (see "Amphibious Assaults—Step 2. Battleship and Cruiser Bombardment," page 17).

Destroyers



Cost: 8

Attack: 2

Defense: 2

Move: 2

Unit Characteristics

Anti-Sub Vessel: Destroyers are specially equipped for anti-submarine warfare. As a result, they have the capability of cancelling many of the unit characteristics of enemy submarines.

A destroyer cancels the Treat Hostile Sea Zones as Friendly unit characteristic of any enemy submarine that moves into the sea zone with it. This means that the submarine must immediately end its movement, whether combat or noncombat, upon entering the sea zone. If a submarine ends its combat movement in a sea zone with an enemy destroyer, combat will result.

If a destroyer is in a battle, it cancels the following unit characteristics of all enemy submarines in that battle: Surprise Strike, Submersible, and Can't Be Hit by Air Units. Note that destroyers belonging to a power friendly to the attacker that happen to be in the same sea zone as the battle don't actually participate in it, therefore they don't cancel any of these abilities of defending submarines.

Submarines



Cost: 6

Attack: 2

Defense: 1

Move: 2

Unit Characteristics

Submarines have several unit characteristics. Most of them are cancelled by the presence of an enemy destroyer.

Surprise Strike: Both attacking and defending submarines can make a Surprise Strike by firing before any other units fire in a sea battle. As detailed in step 2 of the General Combat sequence (page 18), submarines make their rolls before any other units, unless an enemy destroyer is present in the battle. If neither side was eligible for a Surprise Strike, there is no step 2. Players move directly to step 3 of the General Combat sequence.

Submersible: A submarine has the option of submerging. It can do this anytime it would otherwise make a Surprise Strike. The decision is made before any dice are rolled by either side (the attacker decides first) and takes effect immediately. When a submarine submerges, it's immediately removed from the battle strip and placed back on the map. As a result, it can no longer fire or take hits in that combat. However, a submarine can't submerge if an enemy destroyer is present in the battle.

On Station: Each submarine in a convoy sea zone is considered to be "On Station." As such, it's spending more time in the sea zone and is more focused on locating and destroying convoys. While "On Station," each submarine rolls 2 dice when disrupting a convoy (see "Conduct Convoy Disruptions," page 22).

Treat Hostile Sea Zones as Friendly: A submarine can move through a sea zone that contains enemy units, either in combat or noncombat movement. However, if a submarine enters a sea zone containing an enemy destroyer, it must end its movement there. If it ends its combat move in a hostile sea zone, combat will occur.

Doesn't Block Enemy Movement: The "stealth" ability of submarines also allows enemy ships to ignore their presence. Any sea zone that contains only enemy submarines doesn't stop the movement of a sea unit. Sea units ending their combat movement in a sea zone containing only enemy submarines may choose to attack them or not. Sea units can also end their noncombat movement in a sea zone containing only enemy submarines.

Can't Hit Air Units: When attacking or defending, submarines can't hit air units.

Can't Be Hit by Air Units: When attacking or defending, hits scored by air units can't be assigned to submarines unless there is a destroyer that is friendly to the air units in the battle.

Transports



Cost: 7

Attack: 0

Defense: 0

Move: 2

Unit Characteristics

No Combat Value: Even though a transport can attack or defend, either alone or with other units, it has a combat value of 0. This means that a transport can't fire in the attacking units' or the defending units' fire steps. Transports may not attack in a sea battle without being accompanied by at least 1 unit with an attack value.

Doesn't Block Enemy Movement: Any sea zone that contains only enemy transports doesn't stop the movement of a sea unit. Air or sea units with an attack value ending their combat movement in a sea zone containing only enemy transports automatically destroy those transports (unless they are ignoring them to support an amphibious assault instead). This counts as a sea combat for those sea units. Sea units can also end their noncombat movement in a sea zone containing only enemy transports, in which case there would be no combat.

Chosen Last: Transports can be chosen as casualties only if there are no other eligible units. Normally this will occur when only transports are left, but it can also occur under other circumstances. For example, air units attacking transports and submarines will hit the transports because they can't hit the submarines without an attacking destroyer present.

Carry Land Units: A transport can carry land units belonging to you or to friendly powers (provided both powers are at war). Its capacity is any 1 land unit, plus 1 additional infantry. Thus, a full transport may carry 2 infantry or 1 tank, mechanized infantry, artillery, or AAA unit plus 1 infantry. A transport can't carry an industrial complex, an air base, or a naval base. Land units on a transport are cargo; they can't attack or defend while at sea and are destroyed if their transport is destroyed.

Loading and Offloading: A transport can load cargo in friendly sea zones before, during, and after it moves. A transport can pick up cargo, move 1 sea zone, pick up more cargo, move 1 more sea zone, and offload the cargo at the end of its movement. It can also remain at sea with the cargo still aboard (but only if the cargo remaining aboard was loaded in a previous turn, was loaded this turn in the Noncombat Move phase, or was loaded this turn for an amphibious assault from which the transport retreated).

Loading onto and/or offloading from a transport counts as a land unit's entire move; it can't move before loading or after offloading. Place the land units alongside the transport in the sea zone. If the transport moves in the Noncombat Move phase, any number of units aboard can offload into a single friendly territory.

Land units belonging to friendly powers must load on their owner's turn, be carried on your turn, and offload on a later turn of their owner. This is true even if the transport remains in the same sea zone.

Whenever a transport offloads, it can't move again that turn. If a transport retreats, it can't offload that turn. A transport can't offload in two territories during a single turn, nor can it offload cargo onto another transport. A transport can't load or offload while in a hostile sea zone. Remember that hostile sea zones contain enemy units, but that for purposes of determining the status of a sea zone, submarines and transports are ignored.

A transport can load and offload units without moving from the friendly sea zone it's in (this is known as "bridging"). Each such transport is still limited to its cargo capacity. It can offload in only one territory, and once it offloads, it can't move, load, or offload again that turn.

Amphibious Assaults: A transport can take part in an amphibious assault step of the Conduct Combat phase. That is the only time a transport can offload into a hostile territory.

During an amphibious assault, a transport must either offload all units that were loaded during the Combat Move phase or retreat during sea combat. It can also offload any number of units owned by the attacking power that were already on board at the start of the turn.

GLOBAL RULES

The rules in this section describe how to combine **Axis & Allies Europe 1940** with **Axis & Allies Pacific 1940** to play them together as a single game: **Axis & Allies Global 1940**. These rules replace their counterpart rules in *Europe 1940* and *Pacific 1940*.

Follow the rules and setup information found in both *Europe 1940* and *Pacific 1940* unless otherwise indicated in this rules set. Consult the *Europe 1940* rulebook when looking for rules dealing with the basic game system, including combat movement, conducting combat, noncombat movement, unit profiles, and so on. Consult the *Pacific 1940* rulebook when dealing with game systems unique to that game, such as Kamikaze strikes, rules specific to China, and so on. If you know how to play the two games individually, you mostly know how to play the combined game already.

How the War is Won

The Axis wins the game by controlling either any 8 victory cities on the Europe map or any 6 victory cities on the Pacific map for a complete round of play (ending with the next turn of the Axis power that captured the final required city), as long as they control an Axis capital (Berlin, Rome, or Tokyo) at the end of that round.

The Allies win by controlling Berlin, Rome, and Tokyo for a complete round of play (ending with the next turn of the Allied power that captured the third capital), as long as they control an Allied capital (Washington, London, Paris, or Moscow) at the end of that round.

Number of Players

This game can be played by two to six players. If you control more than one power, keep those powers' income and units separate. You can conduct operations for only one power at a time. Split control of the powers between the players as follows:

Two players

Player 1: Axis powers / *Player 2:* Allied powers

Three players

Player 1: Axis powers / *Player 2:* Soviet Union, United States, and China / *Player 3:* United Kingdom, ANZAC, and France

Four players

Player 1: Axis powers / *Player 2:* Soviet Union and France / *Player 3:* United States and China / *Player 4:* United Kingdom and ANZAC

Five players

Player 1: Germany and Italy / *Player 2:* Japan / *Player 3:* Soviet Union and France / *Player 4:* United States and China / *Player 5:* United Kingdom and ANZAC

Six players

Player 1: Germany / *Player 2:* Japan / *Player 3:* Italy / *Player 4:* Soviet Union and France / *Player 5:* United States and China / *Player 6:* United Kingdom and ANZAC

GLOBAL RULES

Setup

Link the western edge of the *Pacific 1940* map with the eastern edge of the *Europe 1940* map. The combined board wraps around horizontally: Territories and sea zones on the eastern edge of the map are adjacent to territories and sea zones on the western edge (see "Movement Between Maps," below).

Set up units as shown on the setup charts found in *Pacific 1940* and *Europe 1940*. Additionally, place the following units:



Amur: 6 Soviet Infantry
Sakha: 6 Soviet Infantry and 2 Soviet AAA
Buryatia: 6 Soviet Infantry
Egypt: 2 ANZAC Infantry (also, remove 1 United Kingdom infantry)

The powers start with the following IPC income levels and treasuries:

Power	Starting Income
Germany	30
Soviet Union	37
Japan	26
United States	52
China	12
United Kingdom – Europe	28
United Kingdom – Pacific	17
Italy	10
ANZAC	10
France	19

You can keep track of IPC treasuries during the game using the IPC Tracking Chart on page 41.

Order of Play

Use the following order of play. Powers take their turns in this order regardless of which player controls them.

- | | |
|------------------|-------------------|
| 1. Germany | 6. United Kingdom |
| 2. Soviet Union | 7. Italy |
| 3. Japan | 8. ANZAC |
| 4. United States | 9. France |
| 5. China | |

Global United Kingdom Rules

One Power, Two Economies

The United Kingdom is one power that has two separate economies: Europe and Pacific. The income levels and IPC treasuries for the two economies are tracked separately. The "Union Jack" national control markers are for tracking the Pacific economy's income level on the National Production Chart.

The Europe economy includes all of the territories controlled by United Kingdom on the Europe map. London is its regional

GLOBAL RULES (CONTINUED)

capital. The Pacific economy includes all of the territories controlled by United Kingdom on the Pacific map. Calcutta is its regional capital. There are two exceptions to this regional division. West India, on the Europe map, is part of the Pacific economy, and the North American territories on the Pacific map are part of the Europe economy.

Research and Development

Either economy can pay all or part of the cost of conducting Research and Development. The results apply to the power as a whole.

Purchase and Repair

Each of United Kingdom Europe and Pacific makes its own separate purchases and repairs.

Combat Moves, Conduct Combat, and Noncombat Moves

All combat moves, combat, and noncombat moves are made or conducted as any other power's single, united force.

Mobilize New Units

United Kingdom mobilizes its new combat units purchased by each economy at industrial complexes that fall under that economy. It mobilizes its new facilities purchased by each economy in territories that fall under that economy.

Collect Income

Each of the two economies' incomes should be separately collected and maintained. This includes any income deducted for convoy disruptions or awarded for national objective income.

Capture of One of the United Kingdom's Regional Capitals

If one of the regional capitals is captured by the Axis, it will surrender any unspent IPCs that its economy has in its treasury to the capturing power. An economy whose capital is held by the Axis can't collect income, spend IPCs, or repair units. The free regional capital may never collect IPCs that would normally go to the captured regional capital, even if such territories are recaptured from the Axis. Other Allied powers can temporarily take control of any original United Kingdom territory that would otherwise be liberated when its regional capital (London or Calcutta) has been captured by the Axis.

Capture of an Axis Capital

If Berlin or Rome is captured by the United Kingdom, the IPCs go to the Europe economy's treasury. If Tokyo is captured, the IPCs go to the Pacific economy's treasury. This applies even if the receiving economy's regional capital is held by the Axis.

Movement Between Maps

The east and west edges of the boards mark the border lines between territories and sea zones.

The Canadian province of Alberta/Saskatchewan/Manitoba on the Europe map is adjacent to the Western Canada territory on the Pacific map.

Central United States is adjacent to Western United States.

Southeastern Mexico is adjacent to Mexico.

The following sea zones are adjacent to one another:

Zone	Adjacent To
11	64
28	64
51	64, 65 & 66
52	66
64	11, 28 & 51
65	51
66	51 & 52

Political Situation, National Objectives, and Bonus Income

Germany, Japan, and Italy make up the Axis. For the moment, the United Kingdom (including Canada), ANZAC, France, and China make up the Allies. The United States and the Soviet Union are neutral. During this period, many other countries tried to remain neutral as well. As the war became global, many neutrals were forced to join one side or the other.

The following rules reflect the growth and development of these historical events from 1940 on. These rules replace the Political Situation and the National Objectives and Bonus Income rules in *Axis & Allies Pacific 1940* and *Axis & Allies Europe 1940*, except for the rules on Dutch territories on page 9 of this rulebook and the rules on neutral territories on pages 10 and 11 of the *Europe 1940* rulebook.

GLOBAL RULES

Germany

With Germany positioned in Holland/Belgium and poised to continue its attack on France, what remains of the French army and some assorted Allied units are all that stands between it and Paris. With the bulk of its army and air force in Belgium, Germany finds itself in no position to attack the Soviet Union, at least for the moment.

Political Situation: Germany is at war with France, the United Kingdom, and ANZAC. Germany may declare war on the United States, the Soviet Union, or China at the beginning of the Combat Move phase of any of its turns. A state of war between Germany and one of these three powers won't affect its relations with the other two.

National Objective and Bonus Income: Germany's objective is "Lebensraum" (living space). Extra space was needed for the growth of the German population for a greater Germany. To reflect this objective, Germany collects bonus IPC income during each of its Collect Income phases in the following situations.

When Germany Is Not at War with the Soviet Union:

- 5 IPCs representing wheat and oil from the Soviet Union. *Theme:* Beneficial trade with the Soviet Union.

When Germany Is at War with the Soviet Union:

- 5 IPCs per territory if Germany controls Novgorod (Leningrad), Volgograd (Stalingrad), and/or Russia (Moscow). *Theme:* High strategic and propaganda value.
- 5 IPCs if an Axis power controls Caucasus. *Theme:* Control of vital Soviet oil production.

When Germany Is at War with the United Kingdom and France:

- 5 IPCs if at least 1 German land unit is in Axis-controlled Egypt. *Theme:* Gateway to the Middle East oilfields (high propaganda value).
- 5 IPCs if Germany controls both Denmark and Norway while Sweden is neither pro-Allies nor Allies-controlled. *Theme:* Access to iron ore and other strategic resources.
- 2 IPCs per territory if Germany controls Iraq, Persia, and/or Northwest Persia. *Theme:* Access to strategic oil reserves.

Soviet Union

The country is recovering from Stalin's deep purge of its military officer corps, which has shaken the Red Army to its very core. Combine this with its recent military disaster in Finland, and we find the Soviet Union more than happy to enter into a secret agreement with Germany. This secret agreement, known as the Molotov-Ribbentrop Pact, assures that the Soviet Union will remain neutral should Germany go to war in Europe. It also permits each power to expand its sphere of influence in Eastern Europe without interference from the other. In the East, the Soviet Union, along with Mongolia, has recently concluded a border war with Japan (see below), which ended in a cease-fire agreement.

Political Situation: The Soviet Union begins the game at war with no one. The Soviet Union may not declare war on any European Axis power before turn 4 unless first declared war upon by a European Axis power or London is captured by an Axis power. It may declare war on Japan at the beginning of the Combat Move phase of any of its turns.

Due to its separate treaties with Germany and Japan, the Soviet Union is in a unique position in its relationship with the Axis powers. As a result, if the Soviet Union is at war with Axis powers on only one map, it is still under the restrictions of being a neutral power (see "Powers Not at War with One Another," page 14) on the other map, and Axis powers on the other map are also still under those restrictions regarding the Soviet Union on both maps. For example, a state of war with only Japan lifts the neutrality restrictions from the Soviet Union on the Pacific map only, and allows Japanese units to attack or fly over Soviet-controlled territories on either map. However, the Soviet Union is still restricted on the Europe map, and Germany and Italy must still treat the entire Soviet Union as a neutral power, and may not move units into or through any original Soviet territories or Soviet-controlled territories. At the same time, Allied powers may move units into or through Pacific original Soviet territories and Soviet-controlled territories, but not European ones.

National Objective and Bonus Income: Fear of foreign invasion grows by the day in Moscow. The Soviet Union's objective is a security buffer of foreign territory. To reflect this objective, the Soviet Union collects bonus IPC income during each of its Collect Income phases in the following situations.

When the Soviet Union Is at War in Europe:

- 5 IPCs if the convoy in sea zone 125 is free of Axis warships, Archangel is controlled by the Soviet Union, and there are no units belonging to other Allied powers present in any territories originally controlled by the Soviet Union. *Theme:* National prestige and access to Allied Lend-Lease material.
- 3 IPCs for each territory that the Soviet Union controls that was originally German, Italian, or pro-Axis neutral. *Theme:* Propaganda value and spread of communism.
- 10 IPCs (one time only) the first time the Soviet Union controls Germany (Berlin). *Theme:* National prestige.

GLOBAL RULES (CONTINUED)

Japan

With Japan's signature, the Tripartite Pact with Germany and Italy will be concluded shortly, formalizing the Axis alliance. Also, Japan has recently concluded a border war with the Soviet Union and Mongolia (see above), which ended in a cease-fire agreement.

Political Situation: At the beginning of the game, Japan is at war only with China. Japan considers movement of units into or through China by any other Allied power as an act of war against it. When not yet at war with the United States, in addition to the normal restrictions (see "Powers Not at War with One Another," page 14), Japan may not end the movement of its sea units within 2 sea zones of the United States' mainland territories (Western United States and Alaska). Japan may declare war on the United Kingdom, ANZAC, the United States, France, or the Soviet Union at the beginning of the Combat Move phase of any of its turns. A declaration of war by Japan against either the United Kingdom or ANZAC will immediately result in a state of war between Japan and both of those powers. A state of war between Japan and France or between Japan and the Soviet Union will not affect relations between Japan and the United States, and vice versa. Japan may attack Dutch territories only if a state of war exists between it and the United Kingdom and ANZAC.

National Objective and Bonus Income: Japan's objective is "The Greater East Asia Co-Prosperty Sphere" (Asia for the Asians). To reflect this objective, Japan collects bonus IPC income during each of its Collect Income phases in the following situations:

When Japan Is Not at War with the United States:

- 10 IPCs if Japan is not at war with the United States, has not attacked French Indo-China, and has not made an unprovoked declaration of war against United Kingdom-ANZAC. *Theme:* Strategic resource trade with the United States.

When Japan Is at War with the Western Allies (United States, United Kingdom-ANZAC and/or France):

- 5 IPCs if Axis powers control all of the following territories: Guam, Midway, Wake Island, Gilbert Islands, and Solomon Islands. *Theme:* Strategic outer defense perimeter.
- 5 IPCs per territory if Axis powers control India (Calcutta), New South Wales (Sydney), Hawaiian Islands (Honolulu) and/or Western United States (San Francisco). *Theme:* Major Allied power centers.
- 5 IPCs if Axis powers control all of the following territories: Sumatra, Java, Borneo, and Celebes. *Theme:* Strategic resource centers.

United States

The United States, wanting to remain neutral, nonetheless has strong pro-Allies sentiments. Separated from world conflicts by two great oceans, it's particularly anxious to not once again get involved in another European war only twenty-some years after the last one. With its military standing ranked no higher than 12th or 14th in the world, and with a serious isolationist mood in the country, only with the outrage felt by its people by a sudden and deliberate attack by an Axis power will the United States end its neutrality and go to war. However, the growing danger presented by the strengthening of the Axis powers may soon force it to reconsider this position.

Political Situation: The United States begins the game at war with no one. In addition to the normal restrictions (see "Powers Not at War with One Another," page 14), while it's not at war with Japan, the United States may not move any units into or through China or end the movement of its sea units in sea zones that are adjacent to Japan-controlled territories. While not at war with Germany or Italy, the United States may end the movement of its sea units on the Europe map only in sea zones that are adjacent to U.S. territories, with one exception: U.S. warships (not transports) may also conduct long-range patrols into sea zone 102. The United States may not declare war on any Axis power unless an Axis power either declares war on it first or captures London or any territory in North America, or Japan makes an unprovoked declaration of war against the UK or ANZAC, after which it may declare war on any or all Axis powers on its following turn. However, if it's not yet at war by the Collect Income phase of its third turn, the United States may declare war on any or all Axis powers at the beginning of that phase. This is an exception to the rules for declaring war (see "Declaring War," page 11), which may normally be done only at the beginning of the Combat Move phase.

National Objective and Bonus Income: The objective of the United States is to become "the Arsenal of Democracy" and defeat the Axis powers. To reflect this objective, the United States collects bonus IPC income during each of its Collect Income phases in the following situations:

When the United States Is at War:

- 10 IPCs if the United States controls all of the following territories: Eastern United States, Central United States, and Western United States. *Theme:* Basic national sovereignty.
- 5 IPCs if the United States controls all of the following territories: Alaska, Aleutian Islands, Hawaiian Islands, Johnston Island, and Line Islands. *Theme:* National sovereignty issues.
- 5 IPCs if the United States controls all of the following territories: Mexico, South Eastern Mexico, Central America, and West Indies. *Theme:* Defense treaty and trade obligations.
- 5 IPCs if the United States controls Philippines. *Theme:* Center of American influence in Asia.
- 5 IPCs if there is at least 1 United States land unit in the territory France. *Theme:* Great Alliance collaboration.

GLOBAL RULES

China

Japanese expansion into China in the early 1930s was designed to not only control China's resources, but also to eliminate British, American, and Soviet influence in the area. Japan wants to isolate China from all external aid.

Political Situation: China begins the game at war with Japan. China can't declare war on a European Axis power unless one of those powers first either declares war on China or moves units into a territory into which Chinese units are allowed to move. A state of war between China and one Axis power won't affect its relations with the other Axis powers.

National Objective and Bonus Income: China's objective is to resist Japanese expansion into China and establish support from other powers in the struggle against Japan. To reflect this objective, China collects bonus IPC income during each of its Collect Income phases in the following situation.

When China Is at War:

- 6 IPCs if the Burma Road is totally open. Allied powers must control India, Burma, Yunnan, and Szechwan for this to occur. China is also permitted to purchase artillery (represented by U.S. pieces) if the Burma Road is open. *Theme:* Chinese military supply line corridor.



United Kingdom

The United Kingdom has barely completed the evacuation of its own as well as Allied forces from Dunkirk. An invasion of the United Kingdom looms as a real possibility. The Battle of Britain is about to commence.

Political Situation: The United Kingdom, along with France, begins the game at war with Italy and Germany. The United Kingdom may declare war on Japan at the beginning of the Combat Move phase of any of its turns, resulting in a state of war between Japan and both the United Kingdom and ANZAC. When not yet at war with Japan, in addition to the normal restrictions (see "Powers Not at War with One Another," page 14), the United Kingdom may not move units into or through China. It may, however, take control of Dutch territories (gaining their IPC income) by moving *land* units into them as a noncombat movement, as long as they have not yet been captured by an Axis power. Additionally, the United Kingdom considers attacks against any Dutch territories to be acts of war against it directly.

National Objective and Bonus Income: The United Kingdom's objective is "The British Empire"—to retain control of its old centers of power. To reflect this objective, the United Kingdom Europe and Pacific economies (see "Global United Kingdom Rules," page 34) collect bonus IPC income during each of the United Kingdom's Collect Income phases in the following situations.

When the United Kingdom Is at War in Europe (awarded to the Europe economy):

- 5 IPCs if the United Kingdom controls all of its original territories in its European economy (see page 34). *Theme:* Maintenance of the empire considered vital national objective.

When the United Kingdom Is at War with Japan (awarded to the Pacific economy):

- 5 IPCs if the United Kingdom controls both Kwangtung and Malaya. *Theme:* Maintenance of the empire considered vital national objective.



Italy

Political Situation: At the beginning of the game, Italy is at war with France, the United Kingdom, and ANZAC. Italy may declare war on the United States, the Soviet Union, or China at the beginning of the Combat Move phase of any of its turns. A state of war between Italy and one of these three powers will not affect its relations with the other two.

National Objective and Bonus Income: Italy's objective is "Mare Nostrum" (Our Sea). Mussolini wanted to reestablish the greatness of the Roman Empire. This could best be demonstrated by controlling the entire Mediterranean basin. To reflect this objective, Italy collects bonus IPC income during each of its Collect Income phases in the following situations.

When Italy Is at War:

- 5 IPCs if Axis powers control at least 3 of the following territories: Gibraltar, Southern France, Greece, and Egypt. *Theme:* Stated national objectives—Greater Roman Empire.
- 5 IPCs if there are no Allied surface warships in the Mediterranean sea (sea zones 92 through 99). *Theme:* Propaganda and strategic advantage.
- 5 IPCs if Axis powers control all of the following territories: Morocco, Algeria, Tunisia, Libya, Tobruk, and Alexandria. *Theme:* Stated North African military objectives.
- 2 IPCs per territory if Italy controls Iraq, Persia, and/or Northwest Persia. *Theme:* Access to strategic oil reserves.

GLOBAL RULES (CONTINUED)

ANZAC

Tension and suspicion of Japanese military expansion in Asia undermines the Australian–New Zealand Army Corps's sense of security.

Political Situation: ANZAC begins the game at war with Germany and Italy, both of which are on the other side of world. ANZAC may declare war on Japan at the beginning of the Combat Move phase of any of its turns, resulting in a state of war between Japan and both ANZAC and the United Kingdom. When not yet at war with Japan, in addition to the normal restrictions (see "Powers Not at War with One Another," page 14), ANZAC may not move units into or through China. It may, however, take control of Dutch territories (gaining their IPC income) by moving *land* units into them as a noncombat movement, as long as they have not yet been captured by an Axis power. Additionally, ANZAC considers attacks against any Dutch territories to be acts of war against it directly.

National Objective and Bonus Income: ANZAC's objective is to assist the United Kingdom militarily and assure its own defense of Australia and New Zealand. To reflect this objective, ANZAC collects bonus IPC income during each of its Collect Income phases in the following situations.

When ANZAC Is at War with Japan:

- 5 IPCs if an Allied power controls Malaya and ANZAC controls all of its original territories. *Theme:* Malaya considered strategic cornerstone to Far East British Empire.
- 5 IPCs if the Allies (not including the Dutch) control Dutch New Guinea, New Guinea, New Britain, and the Solomon Islands. *Theme:* Strategic outer defense perimeter.



France

France finds itself fighting for its very existence, and if history repeats itself, it will fall to a successful German invasion.

Political Situation: France is at war with Germany and Italy. France may declare war on Japan at the beginning of the Combat Move phase of any of its turns.

Controlling Player: The player controlling France will manage all the events related to France that occur during any power's turn. France will be managed as a separately controlled power, including the French IPC economy. For purposes of simplification, this game doesn't deal with the German installment of the Vichy government in France.

Troop Bonus: When the territory France is liberated by the Allies, the player controlling France immediately places his or her choice of up to 12 IPCs' worth of any French units on the territory France for free. This happens only once per game. *Theme:* National liberation and national prestige.

Additional Rules

The industrial complexes in Eastern United States, Central United States, and Western United States begin the game as minor complexes. They are upgraded to major complexes at no cost when the United States enters a state of war and may be used as such immediately. They may be upgraded prior to that time in the normal way.

San Francisco is not considered to be a capital, so the United States doesn't lose its unspent IPCs if Western United States is captured by an enemy power.

Soviet-Mongolian Defense Pact: Due to their mutual border conflict with Japan in 1939, the Soviet Union and Mongolia have a special relationship. The Mongolian territories (Olgii, Dzavhan, Tsagaan-Olom, Central Mongolia, Ulaanbaatar, and Buyant-Uhaa) will never become pro-Axis unless one or more of them is attacked by the Soviet Union. Also, if Japan attacks any Soviet-controlled territory that is adjacent to any Mongolian territory, all Mongolian territories that are still strict neutral or pro-Allies, or have joined the Allies as a result of a failed Japanese attack, will be placed under the control of the Soviet Union at the end of Japan's Conduct Combat phase. This will be done in the same manner as though the Soviet Union had moved land units into a friendly neutral territory (see "Friendly Neutrals," page 9). These territories will have Soviet control markers placed on them, and their standing army units will be placed on the board using Soviet pieces and will be controlled by the Soviet Union player from then on. This will occur regardless of the state of relations between the Soviet Union and Japan at the time of the attack, with one exception: If the Soviet Union has attacked Korea or any Japanese-controlled territory bordering these Mongolian territories while Mongolia was still a strict neutral, Mongolia will remain neutral and not ally itself with the Soviet Union.

In all other respects and for all other purposes, the Mongolian territories are treated as any other strict neutral territory. For example, if a Mongolian territory is attacked by Japan while still a strict neutral, all of the other strict neutral territories will become pro-Allies.

Optional Rule: Research and Development

Using this rule, you may attempt to develop improved military technology. If you decide to use Research & Development, it becomes the new phase 1 of the turn sequence, bumping the other phases up a number.

China may not do Research and Development.

Research and Development Sequence

1. Buy research dice
2. Roll research dice
3. Roll breakthrough die
4. Mark developments

Step 1: Buy Research Dice

Each research die costs 5 IPCs. Buy as many as you wish, including none.

Step 2: Roll Research Dice

Roll each of your purchased research dice.

Success: If you roll at least one "6", you have successfully made a technological breakthrough. Continue to step 3.

Failure: If you don't roll a "6", your research has failed.

Step 3: Roll Breakthrough Die

If your research was successful, choose one of the two breakthrough charts (below and next page) and roll a die to see which technological advance you get. If you roll an advance that you already have, roll again until you get one that you don't have.

Step 4: Mark Developments

If your research was successful, place one of your national control markers inside the appropriate advancement box on the Research and Development chart. Your development becomes effective immediately.

Any number of powers may develop the same technology, but powers can't share their technology.

Breakthrough Chart 2

1. **Super Submarines.** The attack value of your submarines is now 3 instead of 2.
2. **Jet Fighters.** The attack value of your fighters is now 4 instead of 3. In addition, during bombing raids your escorting or intercepting fighters now hit on a "1" or "2" instead of just a "1".
3. **Improved Shipyards.** Your sea units are now cheaper to build. Use these revised costs:










Unit	IPC cost
Battleship	17
Aircraft Carrier	13
Cruiser	9
Destroyer	7
Transport	6
Submarine	5

4. **Radar.** Your fire, both from AAA (antiaircraft artillery) units and facilities, now hits on a "1" or "2" instead of just a "1".
5. **Long-Range Aircraft.** All of your air units' ranges are increased by one space.
6. **Heavy Bombers.** Your strategic bombers are now heavy bombers. When attacking, whether in a battle or a strategic bombing raid, roll two dice for each bomber and select the best result.

Breakthrough Chart 1

1. **Advanced Artillery.** Each of your artillery units can now provide greater support. One artillery unit can support up to 2 infantry and/or mechanized infantry units per attack. Up to 2 infantry and/or mechanized infantry units when coupled with 1 artillery unit have attack values of 2.
2. **Rockets.** Your air bases can now launch rockets. During the Strategic and Tactical Bombing Raids step of your Conduct Combat phase each turn, each of your operative air bases can make a single rocket attack against an enemy industrial complex, air base, or naval base within 4 spaces of it. This attack does one die roll of damage to that facility. Rockets may not be fired over neutral territories.
3. **Paratroopers.** Up to 2 of your infantry units in each territory with an operative friendly air base can be moved to an enemy-controlled territory 3 or fewer spaces away that is being attacked by your land units from adjacent territories and/or by amphibious assault. When moving, paratroopers must obey the same restrictions that air units do. If the territory being attacked has AAA (antiaircraft artillery) units, the paratrooper infantry units are subject to antiaircraft fire in the same way as air units. If attacking along with land units from adjacent territories, paratroopers may retreat as normal.
4. **Increased Factory Production.** Each of your industrial complexes can now produce additional units beyond their normal production ability. Major industrial complexes can mobilize up to 12 units, and minor ones can mobilize up to 4 units. Also, when repairing a damaged industrial complex, you can remove 2 damage markers for the cost of 1 IPC (in other words, half price). The maximum damage that can be applied to your industrial complexes is not increased.
5. **War Bonds.** During your Collect Income phase, roll a die and collect that many additional IPCs.
6. **Improved Mechanized Infantry.** Each of your mechanized infantry units that is paired up with a tank or an artillery now has an attack value of 2. Also, your mechanized infantry may now blitz without being paired with a tank.

IPC TRACKING CHART

										
	<input type="text"/>	<input type="text"/>	<input type="text"/>	<input type="text"/>	<input type="text"/>	<input type="text"/>	<input type="text"/>	<input type="text"/>	<input type="text"/>	IPCs on Hand
(-)	<input type="text"/>	<input type="text"/>	<input type="text"/>	<input type="text"/>	<input type="text"/>	<input type="text"/>	<input type="text"/>	<input type="text"/>	<input type="text"/>	Purchases and Repairs
	<input type="text"/>	<input type="text"/>	<input type="text"/>	<input type="text"/>	<input type="text"/>	<input type="text"/>	<input type="text"/>	<input type="text"/>	<input type="text"/>	
(+)	<input type="text"/>	<input type="text"/>	<input type="text"/>	<input type="text"/>	<input type="text"/>	<input type="text"/>	<input type="text"/>	<input type="text"/>	<input type="text"/>	Collect IPC Income
(-)	<input type="text"/>	<input type="text"/>	<input type="text"/>	<input type="text"/>	<input type="text"/>	<input type="text"/>	<input type="text"/>	<input type="text"/>	<input type="text"/>	Convoy Losses
	<input type="text"/>	<input type="text"/>	<input type="text"/>	<input type="text"/>	<input type="text"/>	<input type="text"/>	<input type="text"/>	<input type="text"/>	<input type="text"/>	
(+)	<input type="text"/>	<input type="text"/>	<input type="text"/>	<input type="text"/>	<input type="text"/>	<input type="text"/>	<input type="text"/>	<input type="text"/>	<input type="text"/>	National Objective
	<input type="text"/>	<input type="text"/>	<input type="text"/>	<input type="text"/>	<input type="text"/>	<input type="text"/>	<input type="text"/>	<input type="text"/>	<input type="text"/>	IPCs Carried Forward

AXIS & ALLIES GAME PIECE DIRECTORY

	Control Marker	Infantry	Artillery	Antiaircraft Artillery	Mechanized Infantry	Tank	Fighter	Tactical Bomber	Strategic Bomber	Battleship	Aircraft Carrier	Cruiser	Destroyer	Submarine	Naval Transport
US			 105mm Howitzer	 M1 90mm	 M5	 Sherman	 P-38	 SBD	 B-17	 Iowa	 Wasp	 Portland	 Johnston	 Ray	 Liberty Ship
UK			 25 Pounder	 QF 3.7 inch	 Priest	 Matilda II	 Spitfire	 Mosquito	 Halifax	 Royal Oak	 Illustrious	 Kent	 Saumarez	 Truculent	 Same as US
France			 Same as USSR	 Same as USSR	 Same as USSR	 Same as USSR	 Same as USSR	 Same as USSR	 Same as USSR	 Same as USSR	 Same as UK	 Same as USSR	 Same as USSR	 Same as USSR	 Same as USSR
China			N/A	N/A	N/A	N/A	N/A	N/A	N/A	N/A	N/A	N/A	N/A	N/A	N/A
USSR			 152mm Howitzer	 M1939 85mm	 ZIS 42 Halftrack	 T-34	 MiG 3	 IL-2 Sturmovik	 Petlyakov PE-8	 Gangut	 Same as UK	 Kirov	 Gnevnyi	 Srednyaya	 Baltic Timber Ship
ANZAC			 BL 5.5 inch	 L/70 40mm	 Ram-Kangaroo	 AC 1 Sentinel	 CA-12	 TB.Mk.I	 PV-1	 Warspite	 Majestic	 Same as UK	 Tribal	 S	 Monowai
Germany			 10.5cm Howitzer	 Flak 41 8.8cm	 sdkfz 251 Halftrack	 Panther	 BF-109	 JU-87 Stuka	 JU-88	 Bismarck	 Graf Zeppelin	 Hipper	 Zerstörer 1934	 Type VII	 Hilfskreuzer
Italy			 Cannone da 75/32	 Cannone da 90/53	 SPA Dovunque 35	 M15/42	 C.202	 SM.79	 P.108	 Littorio	 Aquila	 Zara	 Soldati	 Marconi	 Iridio Mantovani
Japan			 Type 92 Howitzer	 Type 88 75mm	 Type 1	 Type 95	 A6M2 Zero	 D3A1 Val	 G4M2E Betty	 Yamato	 Shinano	 Takao	 Fubuki	 I-class	 Hakusan-Maru

Common			
	Industrial Complexes	Air Bases	Naval Bases