

Precautions

Citizen Eco-Drive Proximity

Thank you for your purchase of this Citizen watch.

Before using the watch, read this guide carefully to ensure correct use.

See guides below for usage of the watch:

- When using basic functions of the watch → “Basic guide”
- When using the watch linking your iPhone
→ “Communication feature guide”




Table of Contents

Safety precautions — IMPORTANT.....	3
Eco-Drive watch handling precautions	4
Water resistance.....	8
Precautionary items and usage limitations	10



Safety precautions — IMPORTANT

This manual contains instructions that should be strictly followed at all times not only for optimal use, but to prevent any injuries to yourself, other persons or property. We encourage you to read the entire booklet and understand the meaning of the following symbols:

- Safety advisories are categorized and depicted in this manual as follows:

 DANGER	Highly likely to cause death or serious injury
 WARNING	Can cause serious injury or death
 CAUTION	Can or will cause minor or moderate injury or damage

- Important instructions are categorized and depicted in this manual as follows:

	Warning (caution) symbol followed by instructions that should be followed or precautions that should be observed.
	Warning (caution) symbol followed by prohibited matters.

Eco-Drive watch handling precautions

<Always Make Sure to Recharge Frequently>


- For optimal performance, your watch should remain fully charged.
- Long sleeves may inhibit light transmission to your watch. This may result in your watch losing charge. In these cases supplemental charging may be necessary.
- When you take off the watch, place it in a bright location to ensure optimal performance.

CAUTION Recharging Precautions

- Do not charge the watch at a high temperature (about 60 °C (140 °F) or higher) as doing so may cause the movement to malfunction.

Examples:

- Charging the watch too close to a light source which generates a large amount of heat such as an incandescent lamp or halogen lamp.
 - * When charging under an incandescent lamp, be sure to leave 50 cm (20 inches) or more between the lamp and the watch to avoid exposing the watch to excessive heat.
- Charging the watch in a location where the temperature may become extremely high such as on the dashboard of a vehicle.



<Replacement of Rechargeable Cell>

- This watch utilizes a special rechargeable cell that does not require periodical replacement. However power consumption may increase after using the watch for a number of years due to wear of internal components and deterioration of oils. This may cause stored power to be depleted at a faster rate. For optimal performance, we recommend having your watch inspected every 2-3 years for proper operation and condition check.

WARNING Handling of Rechargeable Cell

- The rechargeable cell should never be removed from the watch.
If for any reason it becomes necessary to remove the rechargeable cell from the watch, keep out of the reach of children to prevent accidental swallowing.
If the rechargeable cell is accidentally swallowed, consult a doctor immediately.
- Do not dispose of the rechargeable cell with ordinary garbage. Please follow the instructions of your municipality regarding collection of batteries to prevent the risk of fire or environmental contamination.

 **WARNING Use Only the Specified Battery**

- Never use a battery other than the rechargeable cell specified for use in this watch. Although the watch structure is designed so that it will not operate when another type of battery is installed, if a conventional watch battery or other type of battery is installed in the watch and the watch is recharged, there is the risk of overcharging which may cause the battery to rupture.
This can cause damage to the watch and injury to the wearer.
When replacing the rechargeable cell, always make sure to use the designated rechargeable cell.

Water resistance

WARNING **Water resistance**

- Refer to the watch dial and the case back for the indication of the water resistance of your watch. The following chart provides examples of use for reference to ensure that your watch is used properly. (The unit “1bar” is roughly equal to 1 atmosphere.)
- W. R. $\times\times$ bar may also be indicated as WATER RESIST(ANT) $\times\times$ bar.
- Non-water resistant models are not designed to come into contact with any moisture. Take care not to expose a watch with this rating to any type of moisture.
- Water resistance for daily use (to 3 atmospheres) means the watch is water resistant for occasional accidental splashing.
- Upgraded water-resistance for daily use (to 5 atmospheres) means that the watch may be worn while swimming, but is not to worn while skin diving.
- Upgraded water-resistance for daily use (to 10/20 atmospheres) means that the watch may be worn while skin diving, but not while scuba or saturated diving using helium gas.

Name	Indication	Water resistant	Water-related use				
	Dial or Case back		Minor exposure to water (washing face, rain, etc.)	Swimming and general washing work	Skin diving, marine sports	Scuba diving using an air tank	Operate the crown or button when the watch is wet
Non-water resistant	–	–	NO	NO	NO	NO	NO
Everyday-use water resistant watch	W. R.	Up to 3 atmospheres	OK	NO	NO	NO	NO
Upgraded everyday use water resistant watch	W. R. 5 bar	Up to 5 atmospheres	OK	OK	NO	NO	NO
	W. R. 10 bar	Up to 10 atmospheres	OK	OK	OK	NO	NO
	W. R. 20 bar	Up to 20 atmospheres	OK	OK	OK	NO	NO

Precautionary items and usage limitations

CAUTION To Avoid Injury

- Be particularly careful when wearing your watch while holding a small child, to avoid injury.
- Be particularly careful when engaged in strenuous exercise or work, to avoid injury to yourself and others.
- Do not wear your watch while in a sauna or other location where your watch may become excessively hot, since there is the risk of burns.
- Be careful when putting on and taking off your watch, since there is a risk of damaging your fingernails, depending on the manner in which the band is fastened.
- Take off your watch before going to bed.

CAUTION Precautions

- Always use the watch with the crown pushed in (normal position). If the crown is of the screw lock-type, make sure it is securely locked.
- Do not operate the crown or any push buttons when the watch is wet. Water may enter the watch causing damage to vital components.
- If water enters the watch or the watch fogs up and does not clear up even after a long time, consult your dealer or customer support center for inspection and/or repair.
- Even if your watch has a high level of water resistance, please be careful of the following.
 - If your watch is immersed in sea water, rinse thoroughly with fresh water and wipe with a dry cloth.
 - Do not pour water from a tap directly onto your watch.
 - Take off your watch before taking a bath.
- If seawater enters the watch, place the watch in a box or plastic bag and immediately take it in for repair. Otherwise, pressure inside the watch will increase, and parts (crystal, crown, push button, etc.) may come off.

 **CAUTION** When Wearing Your Watch

<Band>

- Leather bands and rubber (urethane) bands will deteriorate over time due to perspiration dirt. Because of the natural materials, leather band will be worn, deformed, and discolored over time. It is recommended to replace the band periodically.
- The durability of a leather band may be affected when wet (fading, peeling of adhesive), owing to the properties of the material. Moreover, wet leather may cause a rash.
- Do not stain a leather band with substances containing volatile materials, bleach, alcohol (including cosmetics). Discoloration and premature aging may be occurred. Ultraviolet light such as direct sunlight may cause discoloration or deformation.
- It is recommended to take off the watch if it gets wet, even if the watch itself is water-resistant.
- Do not wear the band too tightly. Try to leave enough space between the band and your skin to allow adequate ventilation.
- The rubber (urethane) band may be stained by dyes or soil present in or on clothing or other accessories. Since these stains may not be removable, caution is required when wearing your watch with items that tend to easily transfer color (articles of clothing, purses, etc.). In addition, the band may be deteriorated by solvents or moisture in the air. Replace with a new one when it has lost elasticity or become cracked.

- Please request adjustment or repair of the band in the following cases:
 - You notice an abnormality with the band due to corrosion.
 - The pin of the band is protruding.
- We recommend seeking the assistance of an experienced watch technician for sizing of your watch. If adjustment is not done correctly, the bracelet may unexpectedly become detached leading to loss of your watch or injury.
Consult your nearest authorized Citizen service center. Other shops may charge for, or may not provide, the service.

<Temperature>

- The watch may stop or the function of the watch may be impaired in extremely high or low temperature. Do not use the watch in places where the temperature is outside the operating temperature range as stated in the specifications.

<Magnetism>

- Analog quartz watches are powered by a step motor that uses a magnet. Subjecting the watch to strong magnetism from the outside can cause the motor to operate improperly and prevent the watch from keeping time accurately.
Do not allow the watch to come into close proximity to magnetic health devices (magnetic necklaces, magnetic elastic bands, etc.) or the magnets used in the latches of refrigerator doors, clasps used in handbags, the speaker of a cell phone, electromagnetic cooking devices and so on.

<Strong Shock>

- Avoid dropping the watch or subjecting it to other strong impact. It may cause malfunctions and/or performance deterioration as well as damage to the case and bracelet.

<Static Electricity>

- The integrated circuits (IC) used in quartz watches are sensitive to static electricity. Please note the watch may operate erratically or not at all if exposed to intense static electricity.

<Chemicals, Corrosive Gasses and Mercury>

- If paint thinner, benzene or other solvents or products containing these solvents (including gasoline, nail-polish remover, cresol, bathroom cleaners and adhesives, water repellent, etc.) are allowed to come into contact with the watch, they may discolor, dissolve or crack the materials. Be careful when handling these chemicals. Contact with mercury such as that used in thermometers may also cause discoloration of the band and case.

<Protective Stickers>

- Be sure to remove any protective stickers that may be on your watch (case back, band, clasp, etc.). Otherwise, perspiration or moisture may enter the gaps between the protective stickers and the parts, which may result in a skin rash and/or corrosion of the metal parts.

CAUTION Always Keep Your Watch Clean

- Rotate the crown while it is pressed in fully and press the buttons periodically so they do not become stuck due to accumulations of foreign matter.
- The case and band of the watch come into direct contact with the skin. Corrosion of the metal or accumulated foreign matter may result in black residue coming from the bracelet when exposed to moisture or perspiration. Be sure to keep your watch clean at all times.
- Be sure to periodically clean the bracelet and case of your watch to remove accumulated dirt and foreign matter. In rare circumstances, accumulated dirt, foreign matter may cause irritation with the skin. If you notice this, discontinue wearing the watch and consult your physician.
- Be sure to periodically clean foreign matter and accumulated materials from the metal band, synthetic rubber strap (polyurethane) and/or metal case using a soft brush and mild soap. Be careful not to allow moisture on the case if your watch is not water resistant.
- Leather bands may become discolored by perspiration or dirt. Always keep your leather band clean by wiping with a dry cloth.

Caring for Your Watch

- Wipe any dirt or moisture such as perspiration from the case and crystal with a soft cloth.
- For metallic, plastic or synthetic rubber (polyurethane) band, clean it with soap and a soft toothbrush. Be sure to thoroughly rinse the band after cleaning to remove any soap residue.
- For a leather band, wipe off dirt using a dry cloth.
- If you will not be using your watch for an extended period of time, carefully wipe off any perspiration, dirt or moisture and store in a proper location, avoiding locations subject to excessively high or low temperatures and high humidity.

<When Luminous Paint is used for your watch>

The paint on the dial and hands helps you with reading the time in a dark place. The luminous paint stores light (daylight or artificial light) and glows in a dark place. It is free from any radioactive substance or any other material harmful to a human body or environment.

- The light emission will appear bright at first and then diminish as time passes.
- The duration of the light (“glow”) will vary depending on the brightness, types of and distance from a light source, exposure time, and the amount of the paint.
- The paint may not glow and/or may dissipate quickly if exposure to light was not sufficient.