

Enhanced Vehicle Safety Inspection

Self-Study Training and Reference Guide

Table of Contents

INTRODUCTION	3
COURSE CONTENT	3
COURSE OBJECTIVES	4
WHO MAY BECOME AN ENHANCED VEHICLE SAFETY INSPECTOR?	4
WHO MAY BECOME A CERTIFIED DOCUMENT REVIEWER?	4
VEHICLES SUBJECT TO ENHANCED VEHICLE SAFETY INSPECTIONS	4
WHERE TITLE APPLICATIONS MAY BE PROCESSED	5
DEFINITIONS	6
PHYSICAL INSPECTION BY ENHANCED VEHICLE SAFETY INSPECTOR	13-18
Equipment Requirements	13
Inspection Requirements	13
VIN Verification	15
Weight Verification	15
Components Repaired/Replaced	16
Odometer Replacements	16
Certificate of Inspection	17
VIN Issuance	17
Out of State Titles/Salvage Certificates	18
Photographs	18
COMPLETION OF FORM MV-426B BY ENHANCED VEHICLE SAFETY INSPECTOR OR CERTIFIED DOCUMENT REVIEWER	19-23
Application Completion & Review	19
Vehicle Type	19
Explanation	19
Weight Certification	19
Certificate of Inspection	20
VIN Issuance	21
Out of State Titles/Salvage Certificates	21
Components Repaired/Replaced	21
Fee Calculations	22
Authorized Signatures	22
Proof of Ownership	22
Photographs	23
Copies for Enhanced Vehicle Safety Inspection Station Records	23

Table of Contents (cont.)

SPECIFIC TITLE BRAND REQUIREMENTS	24-26
Reconstructed Vehicles	24
Flood Vehicles	24
Recovered Theft Vehicles	24
Modified Vehicles	25
Collectible Vehicles	25
Specially Constructed Vehicles	25
Street Rods	25
TITLING REQUIREMENTS & SUPPORTING DOCUMENTATION CHECKLIST	27
REFERENCE MATERIAL	30-39
County Codes	30
Measuring Hood Scoops	31
Lighting equipment location requirements for trucks, buses, multi-purpose vehicles (MVPs)	32
Trailers: Federal Lighting Equipment Location Requirements.	36

INTRODUCTION

As a result of Act 228 of 2004, the Pennsylvania Department of Transportation (PennDOT) was required to revise the procedure for vehicle owners wishing to obtain a “branded” title. Beginning January 1, 2007, vehicle owners could obtain a title and registration for certain vehicles (reconstructed and reconstructed/flood) immediately following an inspection at an enhanced vehicle safety inspection Station that is specially equipped and employs an enhanced vehicle safety inspector.

This “self-study” instruction manual for enhanced vehicle safety inspectors and document reviewers is designed to familiarize you with the roles and responsibilities of both the Inspector and Reviewer. To accomplish this, the information contained in this manual is provided, in its entirety, to all of those wishing to become inspectors or document reviewers so that each has an understanding (both from the perspective of the physical inspection and documentation) of the responsibilities of each as it pertains to a vehicle receiving a branded title in Pennsylvania.

While this course is designed to be “self-study,” the final examination is a proctored test. You must score a 70% or higher grade to pass. After you have had a chance to thoroughly review this information, you can make arrangements with a local vo-tech or community college to take the final examination. The fees for the administration of the final exam may vary from facility to facility; however, they may not exceed \$40.00. To find a facility convenient to you, please visit www.dmv.pa.gov and search for “Approved Safety Schools.” When you call the school, inquire as to the availability of “Category 4 testing.” Safety inspectors will need to present their valid safety inspector certification card and driver’s license in order to take the Enhanced Vehicle Safety Inspector Test. Individuals wishing to become a certified document reviewer need only present their driver’s license in order to take the Certified Document Reviewer Test. Failure to present the proper credentials will prevent you from taking the test.

Periodic update training and/or testing may be required.

COURSE CONTENT

Course Objectives

Who May Become an Enhanced Vehicle Safety Inspector?

Who May Become a Certified Document Reviewer?

Vehicles Subject to Enhanced Vehicle Safety Inspection

Where Title Applications May Be Processed

Definitions

Physical Inspection by Enhanced Vehicle Safety Inspector

Completion of Form MV-426B by Enhanced Vehicle Safety Inspector or Certified Document Reviewer

Specific Title Brand Requirements

Titling Requirements and Supporting Documentation Checklist

Reference Material

COURSE OBJECTIVES

- Train enhanced vehicle safety inspectors to perform inspections on vehicles prior to issuance of a branded Pennsylvania title.
- Promote highway safety.
- Diminish fraud.
- Improve consumer confidence.
- After completing this course, you will have a better understanding of:
 - Vehicles subject to the enhanced vehicle safety inspection process;
 - The types of title brands available; and,
 - The inspection requirements for vehicles requiring a branded title.

WHO MAY BECOME AN ENHANCED VEHICLE SAFETY INSPECTOR

To become an enhanced vehicle safety inspector, authorized to perform enhanced vehicle safety inspections and review title applications and supporting documentation for the purpose of authorizing the issuance of a branded vehicle title for reconstructed, specially constructed, modified, flood, recovered theft, collectible vehicles and street rods, you must:

- Be at least 18 years of age;
- Have a valid driver's license;
- Hold a valid Pennsylvania safety inspector certification; and,
- Successfully complete this course and certification testing.

NOTE: Enhanced vehicle safety inspectors may perform enhanced vehicle safety inspections as well as review title applications and supporting documentation for the purpose of issuance of a branded vehicle title.

WHO MAY BECOME A CERTIFIED DOCUMENT REVIEWER

To become a certified document reviewer, authorized to review title applications and supporting documentation for the purpose of authorizing the issuance of a branded vehicle title for reconstructed, specially constructed, modified, flood, recovered theft, collectible vehicles and street rods, you must:

- Be at least 18 years of age;
- Have a valid driver's license; and,
- Successfully complete this course and certification testing.

NOTE: Certified document reviewers are not authorized to perform enhanced vehicle safety inspections on vehicles for the purpose of authorizing the issuance of a branded vehicle title.

VEHICLES SUBJECT TO ENHANCED VEHICLE SAFETY INSPECTIONS

- Reconstructed Vehicles
- Recovered Theft Vehicles
- Collectible Vehicles
- Street Rods
- Flood Vehicles
- Modified Vehicles
- Specially Constructed Vehicles
- Vehicles coming from another state (or jurisdiction) with a branded certificate of title or salvage

WHERE TITLE APPLICATIONS MAY BE PROCESSED

Form MV-426B applications accompanied by proof of ownership issued by Pennsylvania (Certificate of Title or Salvage) may be processed by Online Business Partners for:

- Reconstructed vehicles
- Flood Vehicles

NOTE: Customers should be advised that applications for reconstructed and flood branded titles must be processed through an Online Business Partner and additional processing fees may be charged.

Form MV-426B applications must be processed by PennDOT for:

- Collectible vehicles
- Recovered theft vehicles
- Specially constructed vehicles
- Modified vehicles
- Street Rods
- Vehicles coming from another state (or jurisdiction) with a branded title or certificate of salvage (or similar designation)
- Vehicles requiring a replacement vehicle identification number (VIN)
- Any application requesting a change in the gross vehicle weight rating (GVWR)
- Applications for mobile homes

Applications for Multiple Title Brands

Some vehicles will qualify for more than one title brand. Online Business Partners may only process Form MV-426B applications for reconstructed, flood and reconstructed/flood title brands if the proof of ownership is a Pennsylvania Certificate of Title or Salvage. If a vehicle qualifies for additional title brands (or the proof of ownership was issued by another state or jurisdiction), the application must be forwarded to PennDOT for processing. For example, a vehicle that qualifies as a reconstructed/street rod would be forwarded to PennDOT for processing since Online Business Partners cannot process street rod applications.

NOTE: Form MV-426B can be found on our website at www.dmv.pa.gov.

DEFINITIONS

Abandoned Vehicle

- (1) A vehicle (other than a pedalcycle) shall be presumed to be abandoned under any of the following circumstances, but the presumption is rebuttable by a preponderance of the evidence:
 - (i) The vehicle is physically inoperable and is left unattended on a highway or other public property for more than 48 hours.
 - (ii) The vehicle has remained illegally on a highway or other public property for a period of more than 48 hours.
 - (iii) The vehicle is left unattended on or along a highway or other public property for more than 48 hours and does not bear all of the following:
 - (A) A valid registration plate.
 - (B) A current certificate of inspection.
 - (C) An ascertainable vehicle identification number.
 - (iv) The vehicle has remained on private property without the consent of the owner or person in control of the property for more than 24 hours.
- (2) Vehicles and equipment used or to be used in construction or in the operation or maintenance of highways or public utility facilities, which are left in a manner which does not interfere with the normal movement of traffic, shall not be considered to be abandoned.

Agent Service

A person that has been authorized by the Department of Transportation to act as a card agent, a full agent or an issuing agent.

Antique Motor Vehicle

A motor vehicle, but not a reproduction thereof, manufactured more than 25 years prior to the current year which has been maintained in or restored to a condition which is substantially in conformance with manufacturer specifications.

Bus

- (1) A motor vehicle designed to transport 16 or more passengers, including the driver; or
- (2) A motor vehicle, other than a taxicab or limousine, designed to transport not more than 15 passengers, including the driver, and used for the transportation of persons for compensation.

The term does not include a vehicle used in a ridesharing arrangement, as defined in the act of December 14, 1982 (P.L.1211, No.279), entitled "An act providing for ridesharing arrangements and providing that certain laws shall be inapplicable to ridesharing arrangements," or a school bus.

Certificate of Title

A legal document issued by the Bureau of Motor Vehicles showing ownership of a vehicle.

Charitable Organizations

A non-profit organization which has been issued a charitable organization exemption number by the Bureau of Accounts Settlement, Department of Revenue, and is not subject to sales tax.

Classic Motor Vehicle

A motor vehicle, but not a reproduction thereof, manufactured at least 15 years prior to the current year which has been maintained in or restored to a condition which is substantially in conformity with manufacturer specifications and appearance. Any classic motor vehicle registered under Section 1340 (relating to antique and classic plates) on the effective date of the amendment to this definition which fails to qualify as a classic motor vehicle pursuant to these provisions may retain such classic registration unless another type of registration is applied for and issued for the vehicle.

Collectible Motor Vehicle

A reconstructed or modified motor vehicle substantially modified from the manufacturer's original specifications and appearance and maintained in a collectible condition as determined by the Department of Transportation.

Commercial Implement of Husbandry

An implement of husbandry that:

- (1) Is a self-propelled vehicle.
- (2) Is used to perform agricultural production or harvesting activities exclusively on farms other than farms owned or operated by the owner of the implement of husbandry.

Dealer

A person engaged in the business of buying, selling or exchanging vehicles.

Department

The Department of Transportation of the Commonwealth.

DIN (Dealer Identification Number)

The unique identification number issued to a registered Pennsylvania dealer by the Department.

Electric Vehicle

A motor vehicle which operates solely by use of a battery or battery pack and which meets the applicable Federal motor vehicle safety standards. The term includes a motor vehicle which is powered mainly through the use of an electric battery or battery pack but which uses a flywheel that stores energy produced by the electric motor or through regenerative braking to assist in operation of the motor vehicle.

Essential Parts

All major component parts of a vehicle of a type required to be registered under this title, the removal, alteration or substitution of which would tend to conceal the identity of the vehicle or substantially alter its appearance, model, type or mode of operation.

Flood Vehicle

A vehicle which has been declared flooded by an insurer. This term includes:

- (1) Vehicles which have no damage;
- (2) Vehicles with damage less than the replacement value of the vehicle; and
- (3) Vehicles with damage exceeding the replacement value of the vehicle.

Vehicles which have no damage or damage less than the replacement value of the vehicle may obtain a "flood" brand if an acceptable appraisal report is submitted at the time a title is requested.

An acceptable appraisal report must be completed by a licensed appraiser and contain all of the following:

- The name and signature of the licensed appraiser;
- The appraiser's license number;
- The VIN of the vehicle appraised;
- The level of damage (in dollars);
- The actual cash value of the vehicle (prior to flood).

Vehicles with no damage or damage less than the replacement value of the vehicle for which no acceptable appraisal report is available may obtain a "reconstructed/flood" brand.

Vehicles with damage exceeding the replacement value may obtain a "reconstructed/flood" brand.

Foreign Vehicle

A vehicle of a type required to be registered under this title brought into this Commonwealth from another state, territory or country other than in the ordinary course of business by or through a manufacturer or dealer and not registered in this Commonwealth.

Full Agent

A county treasurer or any person other than a dealer designated by the Bureau of Motor Vehicles to issue temporary registration cards and plates.

Gift

A vehicle transferred without consideration or compensation.

Glider Kit

The cab frame and front axle of a truck tractor manufactured as a kit to be used as a replacement for the damaged or worn components of a used truck tractor.

Gross Combination Weight Rating (GCWR)

The value specified by the manufacturer as the loaded weight of a combination.

Gross Vehicle Weight Rating (GVWR)

The value specified on the Federal weight certification label by the manufacturer as the loaded weight of a single vehicle.

Gross Weight

The combined weight of a vehicle or combination of vehicles and its load excluding the driver's weight.

House Trailer

- (1) A trailer which is designed, constructed and equipped as a dwelling place, living abode or sleeping place (either permanently or temporarily) and is equipped for use as a conveyance on streets and highways.
- (2) A trailer containing a chassis and exterior shell designed and constructed for use as a house trailer, as defined in paragraph (1), but which is used permanently or temporarily for advertising, sales, display promotion of merchandise or services, or for any other commercial purpose except the transportation of property.

Implement of Husbandry

Farm equipment that meets all of the following criteria:

- (1) Is equipped with pneumatic tires except if prohibited by religious beliefs.
- (2) Is infrequently operated or moved upon highways.
- (3) Is used in agriculture for any of the following purposes:
 - (i) performance of agriculture production or harvesting activities for the farmer's agricultural operations;
or
 - (ii) transportation of agricultural products or agricultural supplies for the benefit of the farmer's agricultural operations.

The term also includes earthmoving equipment and any other vehicle determined by the Department to be an implement of husbandry.

Increase Fee

A fee required when a previously issued registration plate is being transferred to a vehicle of a higher weight or type classification in conjunction with application for a Pennsylvania title to the vehicle, or reclassification of a vehicle.

Issuing Agent

A full agent or card agent, or a dealer or manufacturer, who has been authorized by the Bureau to issue temporary registration cards and plates.

Lien

A security interest in a vehicle to secure an unpaid debt owed by the owner to the lienholder.

Lienholder

A person holding a security interest in a vehicle.

Major Component Parts

Includes any of the following parts of a vehicle: engine, transmission, front-end assemblies or unibodies structure which may consist of headlight, grille, fenders, bumpers and hood; fenders; hood; any door; any bumper; pickup box or cargo box; airbags; computer assembly; radio or stereo components; or trunk lid, deck lid, tailgate or hatchback, whichever is present.

Manufacturer

A person engaged in the business of constructing or assembling vehicles or motors or bodies of vehicles.

Manufacturer's Certificate of Origin (MCO) or Manufacturer's Statement of Origin (MSO)

The proof of ownership document provided by a manufacturer to a dealer or distributor showing the year, make, model and vehicle identification number of a vehicle.

Mass Transit Vehicle

A self-propelled or electrically propelled device designed for carrying 15 or more passengers exclusive of the driver, other than a taxicab, designed and used for the transportation of persons for compensation, including but not limited to subway cars, buses, trolleys and trackless trolleys but excluding railroad passenger cars.

Messenger Service

A person who, for a fee, advertises, offers or provides to the public the service of obtaining from the department vehicle titles, registrations, drivers' licenses and similar documents. A dealer who obtains documents only for purchasers of vehicles from the dealer is not a messenger service.

Modified Vehicle

A vehicle of a type required to be registered under this title materially altered by the addition, deletion, substitution or modification of the body, chassis or essential parts, new or used. The term does not include vehicles that have been repaired to the function and appearance of vehicles in their original condition or vehicles where final-stage or second-stage manufacturers provide a manufacturer statement of origin or a federally required certification label at the time of the original title and registration application.

Motor Carrier Vehicle

- (1) A truck, truck tractor or combination having a gross vehicle weight rating, gross combination weight rating, registered gross weight, registered combination weight or actual gross weight of 17,001 pounds or more.
- (2) A truck, truck tractor or combination engaged in interstate commerce and having a gross vehicle weight rating, gross combination weight rating, registered gross weight, registered combination weight or actual gross weight of 10,001 pounds or more.

Motor Home

A motor vehicle designed or adapted for use as a mobile dwelling or office, except a motor vehicle equipped with a truck-camper.

Motor Vehicle

A vehicle which is self-propelled except an electric personal assistive mobility device or a vehicle which is propelled solely by human power.

Motorcycle

A motor vehicle having a seat or saddle for the use of the rider and:

- (1) designed to travel on not more than three wheels in contact with the ground; or
- (2) designed to travel on two wheels in contact with the ground which is modified by the addition of two stabilizing wheels on the rear of the motor vehicle.

Motor-driven Cycle

A motorcycle, including a motor scooter, with a motor which produces not to exceed five brake horsepower.

Motorized Pedalcycle (Moped)

A motor-driven cycle equipped with operable pedals, a motor rated no more than 1.5 brake horsepower, a cylinder capacity not exceeding 50 cubic centimeters, an automatic transmission, and a maximum design

speed of no more than 25 miles per hour or an electric motor-driven cycle equipped with operable pedals and an automatic transmission powered by an electric battery or battery pack-powered electric motor with a maximum design speed of no more than 25 miles per hour.

Neighborhood Electric Vehicle (NEV)

A four-wheeled electric vehicle that has a maximum design speed of not less than 20 miles per hour and of not more than 25 miles per hour and that complies with the Federal safety standards established in 49 CFR 571.500.

Nonrepairable Vehicle

An abandoned vehicle under paragraph (1)(iii) of the (PA Vehicle Code) definitions of “abandoned vehicle” which is incapable of safe operation for use on roadways or highways and which has no resale value except as a source of parts or scrap only, a salvage vehicle issued a nonrepairable or nonrebuildable vehicle document by another state or a vehicle which a salvor or vehicle salvage dealer designates as a source for parts or scrap or which the owner irreversibly designates as a source for parts or scrap. Such vehicles may not be issued a certificate of title or certificate of salvage.

Notary

An official appointed by the state, to verify the signatures on legal documents, take affidavits, acknowledge, etc.

Odometer Mileage Statement

A document signed by the seller and purchaser indicating the mileage shown on the vehicle's odometer at the time of purchase.

Ownership Transfer Document

A certificate of title or other departmental or foreign state form providing for transfer of ownership, including but not limited to applications for certificate of title with immediate assignment, dealer notification forms reassignment of title forms and similar documents.

Passenger Car

A motor vehicle, except a motorcycle, designed primarily for the transportation of persons and designed for carrying no more than 15 passengers, including the driver, and primarily used for the transportation of persons. The term includes motor vehicles which are designed with seats that may be readily removed and reinstalled, but does not include such vehicles if used primarily for the transportation of property.

Reconstructed Vehicle

A vehicle, other than an antique or classic vehicle, for which a certificate of salvage was issued and is thereafter restored to operating condition to meet the vehicle equipment and inspection standards under Part IV (relating to vehicle characteristics).

Recovered Theft Vehicle

A vehicle other than an antique or classic vehicle which was reported as stolen but subsequently recovered.

Registered Gross Weight

- (1) The maximum gross weight at which a vehicle or combination is registered in this Commonwealth to operate upon a highway, which shall include the weight at which a vehicle or combination is registered for operation in this Commonwealth under any system of proportional registration pursuant to Subchapter C of Chapter 61 (relating to reciprocity).
- (2) For the purposes of Chapter 49 (relating to size, weight and load) and the definition of “motor carrier vehicle,” if there is no registered gross weight as defined in paragraph (1), then the term shall mean the maximum gross weight at which a vehicle or combination registered in another state is registered or otherwise authorized to operate by such state.

Registration

The authority for a vehicle to operate on a highway as evidenced by the issuance of an identifying card and plate or plates.

Resident

A person dwelling permanently or continuously for a period exceeding 60 consecutive days within this Commonwealth, except that a person who regularly dwells in two or more states shall declare residence to be in any one of the states.

Salvage Vehicle

A vehicle which is inoperable or unable to meet the vehicle equipment and inspection standards under (PA Vehicle Code) Part IV (relating to vehicle characteristics) to the extent that the cost of repairs would exceed the value of the repaired vehicle. The term does not include a vehicle which would qualify as an antique or classic vehicle except for its lack of restoration or maintenance.

Salvor

A person engaged in the business of acquiring abandoned vehicles for the purpose of taking apart, recycling, selling, rebuilding or exchanging the vehicles or parts thereof.

School Bus

A motor vehicle which:

- (1) Is designed to carry 11 passengers or more, including the driver; and
- (2) Is used for the transportation of preprimary, primary or secondary school students to or from public, private or parochial schools or events related to such schools or school-related activities.

The term does not include a motor vehicle used to transport preprimary, primary or secondary school students to or from public, private or parochial schools or events related to such schools or school-related activities, which is designed to carry 11 to 15 passengers, including the driver, and which is registered in this Commonwealth as a bus prior to March 1, 1993, or a motor vehicle which is designed to carry 11 to 15 passengers, including the driver, and which was titled to any public, private or parochial school on or before March 1, 1993, and which is registered to that public, private or parochial school in this Commonwealth as a bus prior to September 15, 1993.

School Vehicle

A motor vehicle, except a motorcycle, designed for carrying no more than ten passengers, including the driver, and used for the transportation of preprimary, primary, or secondary school students while registered by or under contract to a school district or private or parochial school. The term includes vehicles having chartered, group and party rights under the Pennsylvania Public Utility Commission and used for the transportation of school children.

Secure Power of Attorney

A document printed with security features containing all information required by Federal law and regulations which a transferor may use when a vehicle is transferred to authorize a transferee to disclose odometer mileage in lieu of the transferor completing the odometer information on a certificate of title in the event that the transferor's certificate of title is encumbered by a lienholder.

Semi-Trailer

A trailer so constructed that some part of its weight rests upon or is carried by the towing vehicle.

Special Mobile Equipment (SME)

- (1) Vehicles not designed or used primarily for the transportation of persons or property, except for tools and parts necessary for the use and maintenance of the vehicle, and only incidentally operated or moved over a highway.
- (2) Vehicles which have machinery permanently attached shall not carry a load, except for tools and parts necessary for the use and maintenance of the permanently attached machinery and are only incidentally operated or moved over a highway.
- (3) Motor vehicles used primarily for road and bridge maintenance or repair which carry a load of asphalt emulsion or epoxy and aggregate material, that is applied as a finished product by the vehicle's equipment directly to a highway or trafficway for maintenance or repair of the road or bridge surface.

The term includes, but is not limited to, ditch digging apparatus, well boring apparatus; earth moving and road construction and maintenance machinery, such as asphalt spreaders, bituminous mixers, bucket loaders, snowplows, ditchers, graders, patchers, finishing machines, road rollers, scarifiers, earth moving carryalls, scrapers, power shovels and drag lines; and self-propelled cranes and tractors, other than truck tractors. The term does not include house trailers; dump trucks; or truck-mounted transit mixers, cranes or shovels.

Specially Constructed Vehicle

A vehicle not originally constructed under a distinctive name, make, model or type by a generally recognized manufacturer of vehicles.

State Replacement VIN Plate

The special VIN plate issued when the original VIN plate on a vehicle needs to be replaced because it is lost, defaced or stolen. A special VIN plate may also be issued for specially constructed and reconstructed vehicles.

Street Rod

A motor vehicle, or a reproduction thereof, with a model year of 1948 or older which has been materially altered or modified by the removal, addition or substitution of essential parts and with a gross weight or registered gross weight of not more than 9,000 pounds.

Theft Vehicle

A vehicle, other than an antique or classic vehicle, which was reported stolen.

Trailer

A vehicle designed to be towed by a motor vehicle.

Truck

A motor vehicle designed primarily for transportation of property. The term includes motor vehicles designed with seats that may be readily removed and reinstalled if those vehicles are primarily used for the transportation of property.

Truck Tractor

A motor vehicle designed and used primarily for drawing other vehicles and not so constructed as to carry a load other than a part of the weight of the vehicle and load so drawn.

Vehicle Identification Number (VIN)

A combination of numbers or letters or both which the manufacturer assigns to a vehicle for identification purposes, or, in the absence of a manufacturer-assigned number, which the Department assigns to a vehicle for identification purposes.

Vehicles Coming From Another State (or Jurisdiction) with a Branded Title or Certificate of Salvage

This term includes all vehicles defined as reconstructed, flood, specially constructed, modified, recovered theft, collectible or street rod that have been issued a title or certificate of salvage in another state or jurisdiction. These vehicles are subject to Pennsylvania's title branding requirements based on the vehicle history, regardless of the presence (or absence) of corresponding brands on the out-of-state title or certificate of salvage.

VIN Plate

A metal or other permanent plate affixed to a vehicle which has the vehicle identification number (VIN) stamped on it.

WID Number

The Work Identification Number that provides PennDOT with a means to identify each document submitted along with an application for title and/or registration to BMV for processing.

PHYSICAL INSPECTION BY ENHANCED VEHICLE SAFETY INSPECTOR

A vehicle may require many different types of repairs in order to restore it to a safe operating condition as well as ensure it complies with all original manufacturer's specifications, Pennsylvania's equipment requirements and vehicle inspection criteria. The role of the enhanced vehicle safety inspector is to verify that the vehicle has been restored to a safe operating condition. Since it is not always known what kind of damage a vehicle sustained, enhanced vehicle safety inspectors should thoroughly check all structural and operational systems on a reconstructed vehicle before certifying it as safe to return to the road.

EQUIPMENT REQUIREMENTS

All vehicles presented for an enhanced vehicle safety inspection are subject to the applicable equipment requirements and inspection procedures in Chapter 175, Vehicle Equipment and Inspection Regulations. Both Subchapter K (Street Rods, Specially Constructed and Reconstructed Vehicles) and the corresponding subchapter for the type of vehicle undergoing the enhanced vehicle safety inspection must be met in order for the vehicle to qualify for a branded Pennsylvania title. For example, a reconstructed passenger car would have to meet the applicable equipment requirements and inspection procedures of Subchapter K (Street Rods, Specially Constructed and Reconstructed Vehicles) and Subchapter E (Passenger Cars and Light Trucks) in its entirety.

Reconstructed, flood, and recovered theft vehicles must be restored to their original operating condition as designed by the vehicle manufacturer and must conform to the original manufacturer's specifications and appearance. This includes (but is not limited to) air bags, seat belt/restraint systems, emissions components, etc.

Specially constructed, modified, collectible vehicles and street rods may not have an original manufacturer's specification. Therefore, these vehicles are required to meet Pennsylvania vehicle equipment, inspection and operating requirements in order to be titled in Pennsylvania. Applicants must provide a detailed description of how the vehicle is configured, constructed and equipped.

Street rods are not required to be equipped with bumpers, fenders or engine coverage as originally manufactured. If the hood (top and/or sides) are removed from a street rod, the engine fan must be enclosed with a shroud designed to protect the fan from accidental contact from the outside.

Emergency and other vehicles equipped with special lighting (flashing and/or revolving lights) that are converted for personal use must have all flashing and revolving lights removed. Covering the lights is not sufficient to meet this requirement; the lights must be rendered inoperable so that they cannot be readily reinstalled. All other vehicle equipment must be in compliance with Pennsylvania equipment, inspection and operating requirements.

Vehicles converted for use as a motor home may have no more than 49% of the available space for use as cargo area in order to qualify as a motor home. Truck tractors and other cargo carrying vehicles which retain their original functionality or are used to transport cargo for commercial purposes may not be approved as a motor home. In order to qualify as a motor home, these vehicles must comply with Pennsylvania equipment, inspection and operating requirements. In addition, the vehicle must be equipped with at least 4 of the following components:

- Cooking appliance
- Self-contained toilet
- Portable water supply
- Separate 110/125 or LP gas supply
- Refrigerator
- Heating/Air conditioning
- Faucet and sink

INSPECTION REQUIREMENTS

All vehicles, except mobile homes, must be physically inspected for compliance with all applicable Pennsylvania vehicle equipment, inspection and operating laws and regulations by a certified enhanced vehicle safety inspector.

Mobile homes do **not** need to be inspected by an enhanced vehicle safety inspector for the purpose of obtaining a reconstructed title; an inspection sticker does **not** need to be affixed to Form MV-426B; and Form MV-426B does not need to be signed by an enhanced vehicle safety inspector. (These applications must be signed by a certified document reviewer after confirming that the customer has proof of ownership, photographs, receipts and any other related documents necessary.) These applications must be forwarded to PennDOT for processing.

Because the enhanced vehicle safety inspection is more comprehensive than a routine vehicle safety inspection, it is important to remember to check every vehicle for compliance with both the Equipment portion of the appropriate Subchapter of the Vehicle Equipment and Inspection Regulations, as well as the corresponding inspection procedure. Some commonly overlooked inspection items are:

Emissions components – With the exception of collectible vehicles, all original emission control components that were on a vehicle at the time it was manufactured must be present and in working condition in order for the vehicle to pass the inspection procedure.

Window tinting – All windows on passenger vehicles must permit at least 70% of the light hitting the window to pass through. Trucks and multi-purpose passenger vehicles (those built on a truck chassis or designed for occasional off-road use) must meet the 70% light transmittance minimum on the windshield, front side windows and front side wings. Trucks and multi-purpose passenger vehicles do not have a minimum light transmittance for windows located behind the driver's shoulders. See Table X in the Vehicle Equipment and Inspection Regulations for additional information on light transmittance requirements.

Window obstructions – All windows must be free of obstructions, signs, posters, stickers, etc. except for the following:

- Truck weight classification stickers may be affixed to the lower left hand corner of the windshield to the immediate right of the inspection sticker(s).
- Out-of-state inspection stickers, tax stamps, road use permits or other government-related permits may be placed on the lower left or lower right hand corner of the windshield.
- Signs, posters or other materials whose design prevents a driver from seeing through the material may be placed on the rear side window, rear wing or rear window of a passenger car provided they do not cover more than 20% of the exposed portion of the windows or wings, or extend more than 3 ½ inches above the lowest exposed portion of the windows or wings.
- Glass etchings may be used for vehicle identification purposes.

Hood Scoops – Hood scoops or other items that are positioned higher than the vehicle's hood may not extend more than 2 inches upward into the horizontally projected vision area of the windshield with the exception of windshield wiper components. (See diagram in the Reference Section.)

Scrub Line – The scrub line is an imaginary surface created if lines were drawn from the bottom wheel rim on one side of the vehicle to the bottom of the tire on the other side of the vehicle. When these lines are drawn from both sides, an "X" under the vehicle suspension is created. No suspension or chassis component may be below the top portion of this imaginary "X". (See diagram in the Vehicle Equipment and Inspection Regulations.)

Lighting – All lighting must meet the same specifications as the original vehicle equipment. (See Reference Section for required lighting) Some common lighting problems are:

- Ornamental Lighting – Ornamental lighting is prohibited in Pennsylvania. Ornamental lights are lamps that are not required or were not original vehicle equipment. This includes (but is not limited to) lighted running boards, lighted antennas, undercarriage lights, flashing center-mounted brake lights, lighted windshield wipers, etc.

- Headlights – Headlights must be of the type used as original equipment. Many headlight assemblies have DOT or SAE designations on the housing. This is a good indicator that the headlights are acceptable. Inspectors should be particularly aware of colored headlights as many of these are after market products that do not carry DOT or SAE markings.
- Flashing lights – The use of flashing lights is reserved for emergency and authorized vehicles. Except for hazard warning flashers and turn signals that are standard equipment, vehicles should not display flashing lights (e.g., brake lamps that flash prior to steady burning).
- Clear tail light lenses – The use of clear tail light lenses is permitted provided the lens has DOT or SAE designations on the housing. These vehicles must also have 2 red reflex reflectors on the rear of the vehicle, located 15 to 60 inches from the ground and as far apart as practicable.
- Turn signals – Turn signals are not required equipment on motorcycles or pedal cycles. All other vehicles must be equipped with turn signals.
- Required Lighting on Trucks, Buses, Multi-Purpose Vehicles and Trailers – See Reference Section for required lighting.

Odometer Repairs/Replacements – When an odometer is repaired or replaced, the mileage indicated must remain the same as before the repair or replacement. If the odometer is incapable of registering the same mileage as before the repair or replacement, the odometer must be adjusted to read zero (0) and a notice in writing must be attached to the left door frame of the vehicle specifying mileage prior to repair or replacement of the odometer and the date on which it was repaired or replaced.

Mirrors – Vehicles must be equipped with all inside and outside rearview mirrors as original equipment.

Fuel Systems – No fuel tank, fuel cell or fuel line may intrude into the driver, passenger or cargo compartment of the vehicle unless it was originally so designed. All fuel system components must be designed specifically for use in a vehicle fuel system.

VIN VERIFICATION

A certified inspection mechanic, notary public in the employ of a dealership, manufacturer or full agent (83, 84, 85, 86, 87, 88, 90, 91 and 92 DIN numbers) may verify the VIN via Forms MV-426B, MV-1 or MV-41. These individuals are authorized to inspect and verify the vehicle identification number when a tracing of the plate is not possible. They will list their name, DIN or mechanic number and signature on the appropriate form.

NOTE: A photograph of a vehicle's VIN plate is acceptable if the photo is signed and dated by a certified inspection mechanic or a notary public at a dealership or full agent. If the vehicle is located outside of Pennsylvania, the vehicle identification number must be verified by a police officer, a mechanic employed by a motor vehicle dealer or an Armed Forces Installation Provost Marshal or Motor Officer.

WEIGHT VERIFICATION

The weight certification for trucks, trailers and truck-tractors is to be completed by a certified enhanced vehicle safety inspector if the correct weight(s) do not appear on the vehicle's Certificate of Title or Salvage (such as unladen weight, gross vehicle weight rating, or gross combination weight rating). The weight certification should be done by confirming the vehicle weight(s) designated by the vehicle manufacturer, typically found on the door jamb or door latch post.

A weight slip for the unladen (empty) weight must be attached if the correct unladen weight does not appear on the certificate of title or salvage.

Weight certifications properly completed on Form MV-41 are acceptable in lieu of the weight certification portion of the Form MV-426B. If a completed Form MV-41 is accompanying Form MV-426B, the weight certification portion of Form MV-426B should indicate "Form MV-41 attached". A weight slip showing the unladen (empty) weight must accompany the Form MV-41.

It is not necessary to complete the weight certification in order to change the registered gross weight of a vehicle.

Requests to Change the Gross Vehicle Weight Rating (GVWR)

Previously titled vehicles that have been altered to raise or lower the Gross Vehicle Weight Rating (GVWR) must be certified by the vehicle manufacturer. A new VIN-specific weight certification decal must be issued for the vehicle by the manufacturer. This label must be affixed to the left (driver's side) door jamb or door latch post. The National Highway Traffic Safety Administration (NHTSA) has an online search engine listing recognized vehicle manufacturers and the types of vehicle(s) they may certify. This search engine can be found at <http://www.nhtsa.gov/cars/rules/manufacture/>. While these applications must be forwarded to PennDOT for processing regardless of the title brand to be issued, enhanced vehicle safety inspection personnel are urged to check this resource prior to a customer submitting their application.

COMPONENTS REPAIRED/REPLACED

With the exception of out-of-state vehicles described below, all major components that have been replaced or repaired should be indicated on Form MV-426B. The enhanced vehicle safety inspector should pay particular attention to these areas of the vehicle when performing the enhanced vehicle safety inspection. For all items replaced, a copy of a receipt or invoice must be attached to the application; or the customer must provide a copy of their certificate of title or salvage for another vehicle (owned by the customer) from which parts were taken. It is not necessary to attach receipts for repaired components (such as labor for body work).

Vehicles Coming to Pennsylvania on a Branded Out-of-State Title

If a vehicle is coming to Pennsylvania on an out-of-state title that has already been branded (e.g., rebuilt salvage, reconstructed, previously salvaged, etc.), the applicant is not required to document components repaired/replaced, nor are they required to provide receipts for parts replaced.

Vehicles Coming to Pennsylvania on an Out-of-State Salvage Certificate

If a vehicle is coming to Pennsylvania on an out-of-state salvage certificate, the applicant must present receipts and comply with all requirements under the Form MV-426B process.

Truck Cab Replacements

If a truck cab is replaced, Form MV-41 "Application for Correction of Vehicle Record or Verification of Vehicle Identification Number" must be attached to Form MV-426B to request a State Replacement VIN Plate. Under Section C (Application for State Replacement VIN Plate), check "Other" and indicate the cab was replaced. The VIN specified on Form MV-41 should be the VIN that appears on the frame of the vehicle (not the VIN displayed on the replacement cab). **NOTE:** Form MV-41 and the corresponding Form MV-426B must be submitted to PennDOT for processing.

ODOMETER REPLACEMENTS

If an odometer is repaired or replaced, Pennsylvania law requires the odometer to register the same mileage as before the repair or replacement. If this is not possible, the new odometer must be set to "0" and a notice affixed to the left door frame of the vehicle by the vehicle owner (or his agent) specifying the mileage prior to repair or replacement and the date the odometer was repaired or replaced.

CERTIFICATE OF INSPECTION

Upon the successful examination/inspection of the vehicle to determine that it complies with all applicable laws and regulations, a certified enhanced vehicle safety inspector will affix half of the appropriate inspection sticker to Form MV-426B (based on the type of vehicle). The sticker must be cut so that the sticker serial number is visible (see example). The reverse side of the sticker must contain the enhanced inspection station number, Vehicle Identification Number (VIN), and the inspector's signature in permanent ink and must be covered with transparent tape. If a VIN is to be issued by the Department, indicate by checking the appropriate block on Form MV-426B and write "VIN to be issued" on the reverse side of the sticker and in the VIN block on the application. The half of the sticker containing the serial number is to be affixed (reverse side showing) to the appropriate area of Form MV-426B with transparent tape (at the top and bottom of the sticker only). The remaining half of the sticker is to be retained at the enhanced inspection station. Enhanced

inspections must be recorded on Form MV-431/480. When recording an enhanced vehicle safety inspection, "RECON" should be entered in the old odometer block. The enhanced vehicle safety inspector must complete the remaining information in this portion of the application.



The inspection sticker should be cut so that the serial number is visible on the portion of the sticker being affixed to the title application.

NOTE: It is not necessary for the sticker prefix (for example A14) to be visible.

VIN _____		VIII	
WHEELS PULLED		ODOMETER	STATION NUMBER
LF	RF	STICKER EXPIRES LAST DAY OF	
ENHANCED INSPECTOR SIGNATURE			
CUT HERE	✂	CUT HERE	CUT HERE
DATE _____		MONTH	YEAR
MECH SIGNATURE _____		STATION# _____	

The portion of the inspection sticker affixed to the application should contain the **Vehicle Identification Number (VIN)**, the **Station Number** and the **Enhanced Inspector's Signature** on the reverse side of the sticker.

The remaining portion of the inspection sticker must be retained with the station's inspection records.

VIN ISSUANCE

The certified enhanced vehicle safety inspector (or certified document reviewer) should indicate in the appropriate block if the vehicle is to be issued a VIN plate by PennDOT.

NOTE: These applications must be forwarded to PennDOT for processing regardless of the title brand to be issued.

OUT OF STATE TITLES/SALVAGE CERTIFICATES

The certified enhanced vehicle safety inspector (or certified document reviewer) should indicate in the appropriate block if the proof of ownership being submitted with the application is an out-of-state title or salvage certificate.

NOTE: These applications must be forwarded to PennDOT for processing regardless of the title brand to be issued.

PHOTOGRAPHS

With the exception of mobile homes, the certified enhanced vehicle safety inspector must take photographs of the vehicle at the time of the enhanced vehicle safety inspection. Photographs should clearly show the entire front, rear, right and left sides of the vehicle. Photographs should be taken from a straight-ahead position; not at an angle. All windows should be visible in the photographs.

All photographs must be signed and dated by the certified enhanced vehicle safety inspector who performed the enhanced inspection of the vehicle.

If the applicant is requesting a collectible vehicle, include additional photographs of the engine compartment exhaust system, or other modifications.

Mobile home photographs (exterior and interior) may be supplied by the applicant. It is not necessary for the enhanced vehicle safety inspector to sign the photographs for mobile homes.

If the applicant is requesting a change in the vehicle type to a motor home, additional photographs of at least four of the following components must be included with the application. These photographs must also be signed and dated by the enhanced vehicle safety inspector. If the vehicle is not equipped with at least four of the following components, the application will be rejected when submitted to PennDOT for processing.

- Cooking appliance
- Self-contained toilet
- Portable water supply
- Separate 110/125 or LP gas supply
- Refrigerator
- Heating/Air conditioning
- Faucet and sink

COMPLETION OF FORM MV-426B BY ENHANCED VEHICLE SAFETY INSPECTOR OR CERTIFIED DOCUMENT REVIEWER

NOTE: Form MV-426B can be found on our website at www.dmv.pa.gov.

Since the review of documents relating to Form MV-426B may be completed by a certified document reviewer other than the enhanced vehicle safety inspector who performed the physical inspection of the vehicle, some information in this section is repetitious.

APPLICATION COMPLETION & REVIEW

All applicant information on Form MV-426B should be entered exactly as the applicant wishes it to appear on the certificate of title. A Pennsylvania Certificate of Title will only be issued to a physical address; applicants may not use a post office box address alone or an out-of-state address.

If the certificate of title or salvage was previously issued to co-owners, both owners must sign Form MV-426B or Form MV-1 must be completed to change the ownership on the new title.

If the certificate of title or salvage is reassigned on the reverse side, all information relating to the buyer and seller must be completed. Where indicated, reassignments must be notarized.

VEHICLE TYPE

Indicate the type of vehicle being titled. If "Other" is checked, please specify the type of vehicle (e.g. special mobile equipment, etc.).

If the vehicle type is a mobile home, "mobile home" should be specified in the "Other" block on Form MV-426B.

NOTE: Mobile homes do not need to be inspected by an enhanced vehicle safety inspector for the purpose of obtaining a reconstructed title; an inspection sticker does not need to be affixed to Form MV-426B; and the Form MV-426B does not need to be signed by an enhanced vehicle safety inspector. These applications must be signed by a certified document reviewer after confirming that the customer has proof of ownership, photographs, receipts and any other related documents necessary. These applications must be forwarded to PennDOT for processing.

EXPLANATION

All applications should have at least one check block marked in the explanation portion of Form MV-426B. Where indicated, a separate detailed explanation must be attached and signed by the applicant.

Applicants indicating a vehicle was already completed at the time of purchase and no branded title was obtained by the previous owner must provide a VIN-specific bill of sale indicating the vehicle was completed at the time of sale or a separate notarized statement from the seller attesting to these facts.

Only business entities (dealers, rebuilders, etc.) titling the vehicle in the business name may claim parts used in the reconstruction were taken from existing inventory, and therefore, no receipts are needed. If a dealer or rebuilder reconstructed a vehicle for the applicant, the parts used to complete the vehicle may be listed on the bill of sale.

Previously abandoned vehicles and vehicles that were impounded and subsequently sold are considered reconstructed vehicles since a salvage certificate is obtained for these vehicles prior to sale. These vehicles may have little or no damage; however, the title must be branded as a reconstructed vehicle. Applicants should check "Other" and provide an explanation (on a separate 8 1/2" X 11" paper) of how they acquired the vehicle and explain the level of damage, if any.

Applications for a reconstructed mobile home must be accompanied by a detailed description of how the mobile home was reconstructed.

WEIGHT CERTIFICATION

The weight certification for trucks, trailers and truck-tractors is to be completed by a certified enhanced vehicle safety inspector if the correct weight(s) do not appear on the vehicle's certificate of title or salvage (such as unladen weight, gross vehicle weight rating, or gross combination weight rating). The weight certification should be done by confirming the vehicle weight(s) designated by the vehicle manufacturer, typically found on the door jamb or door latch post.

A weight slip for the unladen (empty) weight must be attached if the correct unladen weight does not appear on the certificate of title or salvage.

Weight certifications properly completed on Form MV-41 are acceptable in lieu of the weight certification portion of Form MV-426B. If a completed Form MV-41 is accompanying Form MV-426B, the weight certification portion of Form MV-426B should indicate "Form MV-41 attached". A weight slip showing the unladen (empty) weight must accompany Form MV-41.


It is not necessary to complete the weight certification in order to change the registered gross weight of a vehicle.

REQUESTS TO CHANGE THE GROSS VEHICLE WEIGHT RATING (GVWR)

Previously titled vehicles that have been altered to raise or lower the Gross Vehicle Weight Rating (GVWR) must be certified by the vehicle manufacturer. A new VIN-specific weight certification decal must be issued for the vehicle by the manufacturer. This label must be affixed to the left (driver's side) door jamb or door latch post. The National Highway Traffic Safety Administration (NHTSA) has an online search engine listing recognized vehicle manufacturers and the types of vehicle(s) they may certify. This search engine can be found at <http://www.nhtsa.gov/cars/rules/manufacture/>. While these applications must be forwarded to PennDOT for processing regardless of the title brand to be issued, enhanced vehicle safety inspection personnel are urged to check this resource prior to a customer submitting their application.

CERTIFICATE OF INSPECTION

Upon the successful examination/inspection of the vehicle to determine that it complies with all applicable laws and regulations, a certified enhanced vehicle safety inspector will affix half of the appropriate inspection sticker to Form MV-426B (based on the type of vehicle). The sticker must be cut so that the sticker serial number is visible (see example below). The reverse side of the sticker must contain the enhanced inspection station number, Vehicle Identification Number (VIN), and the inspector's signature in permanent ink and must be covered with transparent tape. If a VIN is to be issued by the Department, indicate by checking the appropriate block on Form MV-426B and write "VIN to be issued" on the reverse side of the sticker and in the VIN block on the application. The half of the sticker containing the serial number is to be affixed (reverse side showing) to the appropriate area of Form MV-426B with transparent tape (at the top and bottom of the sticker only). The remaining half of the sticker is to be retained at the enhanced inspection station. Enhanced inspection must be recorded on Form MV-431/480. When recording an enhanced vehicle safety inspection, "RECON" should be entered in the old odometer block. The enhanced vehicle safety inspector must complete the remaining information in this portion of the application.



The inspection sticker should be cut so that the serial number is visible on the portion of the sticker being affixed to the title application.

NOTE: *It is not necessary for the sticker prefix (for example A14) to be visible.*

The diagram shows a rectangular inspection sticker form with the following fields and markings:

- VIN** _____
- WHEELS PULLED** (with sub-fields **LF** and **RF**)
- ODOMETER** _____
- STATION NUMBER** _____
- STICKER EXPIRES LAST DAY OF** _____
- ENHANCED INSPECTOR SIGNATURE** _____
- CUT HERE** (with scissors icon) at the bottom of the LF and RF boxes.
- CUT HERE** (with scissors icon) at the bottom of the ODOMETER and STATION NUMBER fields.
- CUT HERE** (with scissors icon) at the bottom of the STICKER EXPIRES LAST DAY OF field.
- DATE** _____
- STATION#** _____
- MECH SIGNATURE** _____

The portion of the inspection sticker affixed to the application should contain the **Vehicle Identification Number (VIN)**, the **Station Number** and the **Enhanced Inspector's Signature** on the reverse side of the sticker.

The remaining portion of the inspection sticker must be retained with the station's inspection records.

VIN ISSUANCE

The certified enhanced vehicle safety inspector (or certified document reviewer) should indicate in the appropriate block if the vehicle is to be issued a VIN plate by PennDOT.

NOTE: These applications must be forwarded to PennDOT for processing regardless of the title brand to be issued.

OUT OF STATE TITLES/SALVAGE CERTIFICATES

The certified enhanced vehicle safety inspector or certified document reviewer should indicate in the appropriate block if the proof of ownership being submitted with the application is an Out-of-State certificate of title or salvage.

NOTE: These applications must be forwarded to PennDOT for processing regardless of the title brand to be issued.

COMPONENTS REPAIRED/REPLACED

With the exception of out-of-state vehicles described below, all major components that have been replaced or repaired should be indicated on Form MV-426B. The enhanced vehicle safety inspector should pay particular attention to these areas of the vehicle when performing the enhanced vehicle safety inspection. For all items replaced, a copy of a receipt or invoice must be attached to the application; or the customer must provide a copy of their certificate of title or salvage for another vehicle (owned by the customer) from which parts were taken. It is not necessary to attach receipts for repaired components (such as labor for body work).

Vehicles Coming to Pennsylvania on a Branded Out-of-State Title

If a vehicle is coming to Pennsylvania on an out-of-state title that has already been branded (e.g., rebuilt salvage, reconstructed, previously salvaged, etc.), the applicant is not required to document components repaired/replaced, nor are they required to provide receipts for parts replaced.

Vehicles Coming to Pennsylvania on an Out-of-State Salvage Certificate

If a vehicle is coming to Pennsylvania on an out-of-state salvage certificate, the applicant must present receipts and comply with all requirements under the MV-426B process. **NOTE:** These vehicle are **not** permitted to obtain a temporary Pennsylvania registration and operate their vehicle while Form MV-426B is being processed.

Using Repair Estimates as Receipts

If the customer has a repair estimate they wish to use as a receipt, it must be marked "Paid" and be signed and dated by someone authorized by the repair facility to do so. Repair estimates that are not marked "Paid" or those that are not signed/dated are not acceptable for use as receipts.

Truck Cab Replacements

If a truck cab is replaced, Form MV-41 "Application for Correction of Vehicle Record or Verification of Vehicle Identification Number" must be attached to the MV-426B application to request a State Replacement VIN Plate. Under Section C (Application for State Replacement VIN Plate), check "Other" and indicate the cab was replaced. The VIN specified on Form MV-41 should be the VIN that appears on the frame of the vehicle (not the VIN displayed on the replacement cab).

NOTE: Form MV-41 and the corresponding Form MV-426B must be submitted to PennDOT for processing.

FEE CALCULATIONS

Fee calculations should be completed and signed by the certified document reviewer for every Form MV-426B application if there is no Form MV-1 submitted with the application. This area should contain all information to itemize the fees included in the applicant's payment as well as registration information (if applicable). A current schedule of fees can be found at <http://www.dmv.pa.gov/fees/index.shtml>. All checks or money orders should be made payable to the Commonwealth of Pennsylvania.

NOTE: Customers should be advised that applications for reconstructed and flood branded titles where a Pennsylvania Certificate of Title or Certificate of Salvage is presented as proof of ownership must be processed through an Online Business Partner and additional processing fees may be charged.

AUTHORIZED SIGNATURES

Applicant

This area is to be completed and signed by the person(s) requesting a branded title be issued in their name. If the vehicle is to be titled in the name of a business, this area should be signed by an owner or corporate officer of the business.

Enhanced Vehicle Safety Inspector

This area is to be completed and signed by the certified enhanced vehicle safety inspector who examined the vehicle and determined it to be in compliance with all applicable laws and regulations.

Mobile homes do not need to be inspected by an enhanced vehicle safety inspector for the purpose of obtaining a reconstructed title; an inspection sticker does not need to be affixed to Form MV-426B and Form MV-426B does not need to be signed by an enhanced vehicle safety inspector. These applications must be signed by a certified document reviewer after confirming that the customer has proof of ownership, photographs, receipts and any other related documents necessary. These applications must be forwarded to PennDOT for processing.

Certified Document Reviewer

This area is to be completed and signed by the certified document reviewer who examined all documentation relating to Form MV-426B and determined the documentation is sufficient to title the vehicle. This may be the same person as the enhanced vehicle safety inspector who examined the vehicle. If so, both areas must be completed and signed. The certified document reviewer is to indicate the appropriate title brand (by their signature in all corresponding blocks) based on the documentation presented.

Mobile homes do not need to be inspected by an enhanced vehicle safety inspector for the purpose of obtaining a reconstructed title; an inspection sticker does not need to be affixed to Form MV-426B and Form MV-426B does not need to be signed by an enhanced vehicle safety inspector. These applications must be signed by a certified document reviewer after confirming that the customer has proof of ownership, photographs, receipts and any other related documents necessary. These applications must be forwarded to PennDOT for processing.

PROOF OF OWNERSHIP

The vehicle owner must present acceptable proof of ownership in the form of one of the following:

- Pennsylvania Certificate of Title
- Pennsylvania Certificate of Salvage

- Certificate of salvage issued by another state or jurisdiction
- Certificate of title issued by another state or jurisdiction and indicating the vehicle was branded in another state or jurisdiction. This designation may appear anywhere on the face of the certificate of title and may be referred to as Reconstructed, Rebuilt, Rebuilt Salvage, Previously Salvaged Vehicle, etc.
- Manufacturer's Certificate of Origin or Statement of Origin (MCO/MSO) issued by a recognized manufacturer of vehicles. The MCO/MSO must be printed on security paper.

NOTE: A MCO/MSO that indicates the vehicle is not intended for highway use (or similar designation) cannot be titled in Pennsylvania.

- Bill of sale for specially constructed vehicles only (e.g. kits, replicas or vehicles built from various parts). If the vehicle was built from a kit, a copy of the kit assembly instructions should be included with the bill of sale.

Unacceptable forms of proof of ownership:

- Form 907A issued by the state of New York is not an acceptable proof of ownership.
- Any title, certificate of origin, statement of origin or certificate of salvage that indicates the vehicle is to be used for parts only; is not suitable to be rebuilt or titled; or is not designed, constructed or intended for use on public roadways is not acceptable proof of ownership. This includes statements of origin for all terrain vehicles (ATVs).

PHOTOGRAPHS

With the exception of mobile homes, all Form MV-426B applications must be accompanied by photographs of the vehicle taken by the certified enhanced vehicle safety inspector at the time of the enhanced safety inspection to include the background of the station. Photographs should clearly show the entire front, rear, right and left sides of the vehicle. Photographs should be taken from a straight-ahead position; not at an angle. All windows should be visible in the photographs. All photographs must be signed and dated by the certified enhanced vehicle safety inspector who performed the enhanced inspection of the vehicle. Photographs received from the applicant will not be accepted.

In addition to the photographs mentioned above, collectible vehicle applications must be accompanied by additional photographs of the engine compartment and exhaust system. These photographs must also be signed and dated by the enhanced vehicle safety inspector.

Mobile Homes

Applications for reconstructed mobile homes must be accompanied by photographs of the front, rear, left and right sides of the exterior of the mobile home as well as photographs of the interior. These photographs may be supplied by the applicant and do not need to be signed by the certified enhanced vehicle safety inspector.

Motor Homes

If the applicant is requesting a change in the vehicle type to a motor home, additional photographs of at least 4 of the following components must be included with the application. These photographs must also be signed and dated by the enhanced vehicle safety inspector. If the vehicle is not equipped with at least 4 of the following components, the application will be rejected when submitted to PennDOT for processing.

- Cooking appliance
- Refrigerator
- Self-contained toilet
- Heating/Air conditioning
- Portable water supply
- Separate 110/125 or LP gas supply
- Faucet and sink

Vehicles which are designed to transport property are classified and registered as trucks. Although the vehicle may have been modified, it is still designed to transport property. Retaining this design characteristic in any way prohibits the Department from designating this vehicle as a motor home. Therefore, the vehicle must be registered with a truck registration plate.

COPIES FOR ENHANCED VEHICLE SAFETY INSPECTION STATION RECORDS

Enhanced vehicle safety inspection stations are required to keep copies of all Form MV-426B applications and supporting documents. Copies should be retained from audit period to audit period.

SPECIFIC TITLE BRAND REQUIREMENTS

RECONSTRUCTED VEHICLES

A reconstructed title brand may be combined with other title brands as appropriate. Generally, a reconstructed brand will be assigned to a vehicle title if the vehicle was previously salvaged.

Previously Abandoned Vehicles and Impounded Vehicles

Previously abandoned vehicles and vehicles that were impounded and subsequently sold are considered reconstructed vehicles since a salvage certificate is obtained for these vehicles prior to sale. These vehicles may have little or no damage; however, the title must be branded as a reconstructed vehicle. Applicants should provide an explanation of how they acquired the vehicle and explain the level of damage, if any.

NOTE: Abandoned vehicles must be processed and branded as such on the salvage certificate prior to applying for a reconstructed title.

NOTE: Customers should be advised that applications for reconstructed and flood branded titles where a Pennsylvania Certificate of Title or Certificate of Salvage is presented as proof of ownership must be processed through an Online Business Partner and additional processing fees may be charged.

FLOOD VEHICLES

A flood vehicle is a vehicle which has been declared flooded by an insurer.

This term includes:

1. Vehicles which have no damage;
2. Vehicles with damage less than the replacement value of the vehicle; and
3. Vehicles with damage exceeding the replacement value of the vehicle.

Vehicles which have no damage or damage less than the replacement value of the vehicle may obtain a "flood" brand if an acceptable appraisal report is submitted at the time a title is requested. An acceptable appraisal report must be completed by a licensed appraiser and contain all of the following:

- The name and signature of the licensed appraiser;
- The appraiser's license number;
- The VIN of the vehicle appraised;
- The level of damage (in dollars);
- The actual cash value of the vehicle (prior to flood).

Vehicles with no damage or damage less than the replacement value of the vehicle for which no acceptable appraisal report is available may obtain a "reconstructed/flood" brand.

Vehicles with damage exceeding the replacement value may obtain a "reconstructed/flood" brand.

NOTE: Customers should be advised that applications for reconstructed and flood branded titles where a Pennsylvania Certificate of Title or Certificate of Salvage is presented as proof of ownership must be processed through an Online Business Partner and additional processing fees may be charged.

RECOVERED THEFT VEHICLES

A vehicle other than an antique or classic vehicle which was reported as stolen but subsequently recovered.

Upon payment to the insured of the replacement value for a theft vehicle, the owner or insurer must apply for a certificate of salvage, branded as a theft vehicle. If the vehicle has been recovered, the vehicle must be assessed as to the level of damage at the time of recovery by an insurer or licensed physical damage

appraiser. If the insurer is a self-insurer, the assessment of damage must be completed by a licensed physical damage appraiser who is not affiliated with or employed by the self-insurer. **NOTE:** The assessment must include the replacement value of the vehicle and level of damage in dollars.

- Recovered theft vehicles with repairs that exceed the replacement value of the vehicle, and a salvage certificate was issued, will be processed as a reconstructed vehicle. These vehicles will receive a certificate of title branded as reconstructed recovered theft vehicle.
- Recovered theft vehicles with repairs that are more than 50% of the replacement value of the vehicle, and the owner elects to retain title to the vehicle, will be processed as recovered theft vehicles. These vehicles will receive a certificate of title branded as a recovered theft vehicle only. **NOTE:** If the owner is an individual, please refer to the 4th bullet below.
- Recovered theft vehicles, where an owner has received a salvage certificate and after payment has been made by the insurance company, with repairs that are 50% or less than the replacement value of the vehicle, the owner may apply for an unbranded certificate of title.
- An individual who has not been paid the replacement value for the vehicle and has not received a certificate of salvage may use the existing certificate of title without applying for a new certificate of title.

MODIFIED VEHICLES

Modified vehicles are vehicles materially altered by the addition, deletion, substitution or modification of the body, chassis or essential parts, new or used. The term does not include vehicles that have been repaired to the function and appearance of vehicles in their original condition or vehicles where final-stage or second-stage manufacturers provide a manufacturer statement of origin or a federally required certification label at the time of the original title and registration application. Modified vehicles may only be processed by the Department.

Modified vehicles are not exempt from emissions inspection.

All applications for modified vehicles must be accompanied by a detailed description of how the vehicle was modified (chassis, body components, engine, etc.).

Modified vehicles may also be branded “reconstructed” if the vehicle was previously salvaged.

COLLECTIBLE VEHICLES

Collectible vehicles must be maintained in “show” condition. All collectible vehicles are automatically assigned a reconstructed or modified brand in addition to the collectible designation.

Collectible vehicle applications must be accompanied by a detailed description of the qualifying engine or exhaust system modifications along with related receipts.

Permitted use of collectible vehicles is limited to participation in club activities, exhibits, tours, parades, occasional transportation and similar uses. Occasional transportation and similar uses is defined as one day a week.

SPECIALY CONSTRUCTED VEHICLES

Specially constructed vehicles must meet all vehicle equipment and inspection requirements for the type of vehicle constructed (e.g., passenger car, motorcycle, etc.).

All applications for specially constructed vehicles must be accompanied by a detailed description of how the vehicle was assembled and configured (chassis, body components, engine, etc.).

Specially constructed vehicles will receive a “SPCON” make; no model year is assigned to specially constructed vehicles.

STREET RODS

A street rod is a motor vehicle or reproduction (replica) with a model year of 1948 or older which has been materially altered or modified by the removal, addition or substitution of essential parts, and with a gross weight or registered gross weight of not more than 9,000 pounds.

Dune buggy-type vehicles do not qualify as street rods.

Street rods that are reproductions or replicas will be titled as "specially constructed/street rod".

Street rods are not required to be equipped with bumpers, fenders or engine coverage as originally manufactured. If the hood (top and/or sides) is removed from the vehicle, the engine fan must be enclosed with a shroud designed to protect the fan from accidental contact from the outside.

All applications for street rods must be accompanied by a detailed description of how the vehicle is configured and constructed (chassis, body components, engine, etc.).

TITLING REQUIREMENTS & SUPPORTING DOCUMENTATION CHECKLIST

Once the vehicle has successfully passed the physical inspection, the inspecting mechanic or certified document reviewer must examine the documentation presented by the vehicle owner to support titling the vehicle. **With the exception of the proof of ownership document, all attachments (e.g., photographs, weight slips, receipts, etc.) to Form MV-426B applications that are smaller than 8 1/2" x 11" must be securely affixed (taped) to 8 1/2" x 11" paper.** The application package should contain:

- A completed Form MV-426B with all applicable signatures (obsolete versions of Form MV- 426B will not be accepted. Form MV-426B may be found at our website at www.dmv.pa.gov.)
- Proof of ownership in the form of:
 - Pennsylvania Certificate of Title
 - Pennsylvania Certificate of Salvage
 - Certificate of Salvage issued by another state or jurisdiction
 - Certificate of Title issued by another state or jurisdiction and indicating the vehicle was reconstructed in another state or jurisdiction. This designation may appear anywhere on the face of the certificate of title and may be referred to as Reconstructed, Rebuilt, Rebuilt Salvage, Previously Salvaged Vehicle, etc.
 - Manufacturer's Certificate of Origin or Statement of Origin (MCO/MSO) issued by a recognized manufacturer of vehicles. The MCO/MSO must be printed on security paper. **NOTE:** A MCO/MSO that indicates the vehicle is not intended for highway use (or similar designation) cannot be titled in Pennsylvania.
 - Bill of sale (for specially constructed vehicles only).

Unacceptable forms of proof of ownership:

- Form 907A issued by the state of New York is not an acceptable proof of ownership.
- Any title, certificate of origin, statement of origin or certificate of salvage that indicates the vehicle is to be used for parts only; is not suitable to be rebuilt or titled; or is not designed, constructed or intended for use on public roadways is not acceptable proof of ownership. This includes statements of origin for all terrain vehicles (ATVs).
- Form MV-1 (Application for Certificate of Title) if the applicant's name does not currently appear on the face of the certificate of title or salvage or if a prior co-owner is to be dropped on the new title. If the certified document reviewer does not have Form MV-1 or is not a notary, the applicant should be referred to a notary or online registration business to have Form MV-1 completed. The certified document reviewer may sign off on Form MV-426B without a completed Form MV-1 attached to the application.
- Appraisal Report (for flood or recovered theft vehicles where the damage does not exceed the replacement value of the vehicle). An acceptable appraisal report must contain the following information:
 - The name and signature of the licensed appraiser;
 - The appraiser's license number;
 - The VIN of the vehicle appraised;
 - The level of damage (in dollars); and,
 - The actual cash value of the vehicle (prior to flood or theft)
- A bill of sale if the applicant's name is not displayed on the face of the certificate of title/salvage (not required for dealers who are sales tax exempt). If a salvaged vehicle was reassigned free of charge, Form MV-13ST (Affidavit of Gift) may be submitted in lieu of a bill of sale.

An acceptable bill of sale includes:

- Seller's Name
- Seller's Signature
- Buyer's Name
- Vehicle Identification Number (VIN)
- Date of Sale
- Purchase price; and, if applicable,
- A statement from the seller indicating the vehicle was already completed at the time of purchase and no branded title was obtained by the seller. If this information does not appear on the bill of sale, a separate statement must be signed by the seller, notarized and contain the VIN number of the vehicle.

- A power of attorney for any person signing on behalf of a purchaser or seller, if applicable.

NOTE: An "agent" signing on behalf of an employer is not required to attach a power of attorney.

- Retention (buy-back) letter from insurance company if the vehicle was totaled and retained by the applicant for the purpose of re-titling it. This letter (on the insurance company or insurance agent's letterhead) should indicate the amount deducted from the insurance pay-off (settlement) to allow the insured to retain the vehicle.

- Copies of all receipts for all components replaced as indicated on Form MV-426B (if required). If the applicant indicates a component was taken from another vehicle, a **copy** of the salvage certificate or title (in the name of the applicant) for the parts vehicle must be attached in lieu of a receipt.

NOTE: Only business entities (dealers, rebuilders, etc.) titling the vehicle in the business name may claim parts used in the reconstruction were taken from existing inventory, and therefore, no receipts are needed. If a dealer or rebuilder reconstructed a vehicle for the applicant, the parts used to complete the vehicle may be listed on the bill of sale.

- A weight slip if the correct unladen weight of a truck, trailer or truck-tractor is not listed on the Certificate of Title or Salvage.
- A detailed description (on separate 8 1/2" X 11" paper) for specially constructed, collectible, modified vehicles and street rods indicating how the vehicle was configured and assembled.
- Photographs of the vehicle showing the front, rear, left and right sides. Photographs must be signed/dated by the enhanced vehicle safety inspector. Additional photographs may be required for mobile homes, motor homes and collectible vehicles. Mobile home photographs do not have to be signed by an enhanced vehicle safety inspector.
- All applicable fees. Checks and/or money orders should be made payable to Commonwealth of Pennsylvania.
- Any unpaid sales tax for vehicle purchase, insurance buy-back (retention) or any items purchased without tax collected (such as online purchases).
- Residents of Allegheny County must pay an additional 1% sales tax on purchases of a motor vehicle, trailer, semi-trailer, mobile home, motorboat, aircraft or similar tangible personal property. Residents of the City of Philadelphia must pay an additional 2%. When the purchaser residence is listed within the City of Philadelphia or Allegheny County, sales tax is to be calculated at 7% or 8%. If the vehicle was purchased outside Pennsylvania within the previous 6 months, the applicant must show proof of sales tax paid in the form of a sales tax receipt, notarized bill of sale or notarized letter from the seller indicating the amount of sales tax paid. Refer to Form REV 227, "Pennsylvania Sales and Use Tax Credit Chart," to determine if the customer may claim a tax credit for sales tax paid in another state.

This chart can be found online at www.revenue.pa.gov.

NOTE: Applicants exempt from Pennsylvania sales tax will list the appropriate Sales Tax Exemption reason code in Sections 1A and/or 1B. (See exemption codes listed on the reverse side of Form MV-1.)


- Sales tax is not required to be paid to PennDOT in connection with the sale of a used mobile home, regardless of whether it is permanently affixed or relocated.
- Form MV-41 if a Pennsylvania replacement Vehicle Identification Number (VIN) plate is required.

NOTE: Form MV-41 and the corresponding Form MV-426B must be submitted to PennDOT for processing.

REFERENCE MATERIAL

COUNTY CODES	
01 - Adams	35 - Lackawanna
02 - Allegheny	36 - Lancaster
03 - Armstrong	37 - Lawrence
04 - Beaver	38 - Lebanon
05 - Bedford	39 - Lehigh
06 - Berks	40 - Luzerne
07 - Blair	41 - Lycoming
08 - Bradford	42 - McKean
09 - Bucks	43 - Mercer
10 - Butler	44 - Mifflin
11 - Cambria	45 - Monroe
12 - Cameron	46 - Montgomery
13 - Carbon	47 - Montour
14 - Centre	48 - Northampton
15 - Chester	49 - Northumberland
16 - Clarion	50 - Perry
17 - Clearfield	51 - Philadelphia
18 - Clinton	52 - Pike
19 - Columbia	53 - Potter
20 - Crawford	54 - Schuylkill
21 - Cumberland	55 - Snyder
22 - Dauphin	56 - Somerset
23 - Delaware	57 - Sullivan
24 - Elk	58 - Susquehanna
25 - Erie	59 - Tioga
26 - Fayette	60 - Union
27 - Forest	61 - Venango
28 - Franklin	62 - Warren
29 - Fulton	63 - Washington
30 - Greene	64 - Wayne
31 - Huntingdon	65 - Westmoreland
32 - Indiana	66 - Wyoming
33 - Jefferson	67 - York
34 - Juniata	

MEASURING HOOD SCOOPS



In this picture, the dash is the highest point of the horizontally projected vision area.

Therefore, the hood scoop cannot extend more than 2 inches above the dashline.

LIGHTING EQUIPMENT LOCATION REQUIREMENTS FOR TRUCKS, BUSES, MULTI-PURPOSE VEHICLES (MPVS)

IMPORTANT NOTE: Every lamp, reflex reflector, and conspicuity treatment (device) must be permanently attached in the location specified below and must comply with all applicable requirements prescribed for it by FMVSS/CMVSS 108. The face of any device on the front/rear and sides should be, respectively, perpendicular and parallel to vehicle centerline, unless it is photometrically certified at installation angle. No part of the vehicle shall prevent any device from meeting its prescribed requirements unless an auxiliary device meeting all prescribed requirements is installed. In Canada: Manufacturers and importers of vehicles must have the proper certification test records demonstrating compliance of lighting components with all prescribed requirements.

BASIC EQUIPMENT REQUIRED ON ALL TRUCKS, BUSES & MPVs

DESCRIPTION				MANDATORY REQUIREMENTS			
Area	Equipment	(SAE Lens Coding)	Functional Purpose	Quantity	Color	Location	Height mm (in.) from the ground
1	Headlamps - Lower Beam	(H, HR) Attention: US: "DOT" lettering required on lens Attention: US & Canada: light source code required on lens	Forward road illumination	Minimum 2	White	On the front - symmetrical - as far apart as practicable (If 4 lamp system - outboard or above upper beams)	560-1370 (22-54)
	Headlamps - Upper Beam	(H, HR) Attention: US: "DOT" lettering required on lens Attention: US & Canada: light source code required on lens	Forward road illumination	Minimum 2	White	On the front - symmetrical (If 4 lamp system - inboard or below lower beams)	560-1370 (22-54)
	Parking Lamps - Attention: Required only on vehicles less than 2032mm wide	(P)	Indicate parked vehicle	Minimum 2	White or Yellow	Front - symmetrical - as far apart as practicable	380-1530 (15-60)
	Daytime Running Lamps - Attention: for Canada required, for US optional.	(Y2) Attention: for US, "DRL" lettering required on lens if device is not headlamp	Indicate in-use vehicle	Minimum 2	White or Yellow	Front - symmetrical - as far apart as practicable	380 (15) minimum Maximum depends on type of DRL
	Front Turn Signal/Hazard Warning Lamps	(1)	Indicate direction of turn/identify disabled vehicle	Minimum 2	Yellow	Front - symmetrical - as far apart as practicable	380-2110 (15-83)
2	Front Clearance Lamps - Attention: Required for vehicles 2032mm wide or wider	(P2, PC* or P3*, PC2) <i>*photometrically certified at installation angle</i>	Show vehicle's width	Minimum 2	Yellow	At widest point - symmetrical - on the front or near the front - facing forward	As high as practicable

DESCRIPTION				MANDATORY REQUIREMENTS			
Area	Equipment	(SAE Lens Coding)	Functional Purpose	Quantity	Color	Location	Height mm (in.) from the ground
3	Front Identification Lamps (ID)	(P2 or P3)	Indicate presence of a wide vehicle	Exactly 3	Yellow	On the front - center-horizontally spaced 150 mm (6 in.) to 300 mm (12 in.) apart	As high as practicable or on top of cab
4a	Front Side Marker Lamps	(P2, PC* or P3, PC2*) <i>*photometrically certified at installation angle</i>		Minimum 2	Yellow	Each side at front - as far forward as practicable	380 (15) Minimum
4b	Front Side Reflex Reflectors	(A)	Front and Rear side marker lamps/side	Minimum 2	Yellow	At front - symmetrical - as far forward as practicable - facing sideward	380-1530 (15-60)
5a	Rear Side Marker Lamps**	(P2, PC* or P3, PC2*) <i>*photometrically certified at installation angle</i>	Reflex reflector indicate vehicle's presence and length	Minimum 2	Red	Each side at rear - as far back as practicable	380 (15) Minimum
5b	Rear Side Reflex Reflectors** <i>** not required on Truck Tractors</i>	(A)		Minimum 2	Red	Each side at rear - as far back as practicable - facing sideward	380-1530 (15-60)
6	Rear Clearance Lamps Attention: Required for vehicles 2032mm wide or wider, but not required on Truck Tractors	(P2, PC* or P3, PC2*) <i>*photometrically certified at installation angle</i>	Show vehicle's width - MAY NOT be combined with tail lamps	Minimum 2	Red	At widest point - symmetrical - on the rear or near the rear - facing rearward	As high as practicable - may be lower only if rear ID lamps are at the top
7	Rear Identification Lamps (ID) Attention: Required for vehicles 2032mm wide or wider, but not required on Truck Tractors	(P2 or P3)	Indicate presence of a wide vehicle	Exactly 3	Red	Rear - center - horizontally spaced 150 mm (6 in.) to 300 mm (12 in.) apart, facing rearward	<i>In Canada:</i> at the top - may be lower if door header narrower than 25mm <i>In USA:</i> as high as practicable
8	Tail Lamps	(T)	Indicate vehicle's presence and width	Minimum 2	Red	On the rear - symmetrical - as far apart as practicable	380-1830 (15-72)
	Stop Lamps	(S)	Indicate braking	Minimum 2	Red	On the rear - symmetrical - as far apart as practicable	380-1830 (15-72)

DESCRIPTION				MANDATORY REQUIREMENTS			
Area	Equipment	(SAE Lens Coding)	Functional Purpose	Quantity	Color	Location	Height mm (in.) from the ground
8 (cont.)	Rear Turn Signal/Hazard Warning Lamps	(I)	Indicate direction of turn/identifies disabled veh.	Minimum 2	Red or Yellow	On the rear - symmetrical - as far apart as practicable	380-2110 (15-83)
	Rear Reflex Reflectors	(A)	Show vehicle's presence and width	Minimum 2	Red	On the rear - symmetrical - as far apart as practicable - facing rearward	380-1530 (15-60)
9	Backup Lamp	(R)	Illuminate ground behind the vehicle and alert road users	Minimum 1	White	Rear	No requirement
10	License Plate Lamp(s)	(L)	Illuminates license plate	Minimum 1	White	On the rear - above or at the sides of license plate	No requirement
11	Center High Mounted Stop Lamp Attention: Required for vehicles less than 2032mm wide and 4536 kg	(U3)	Indicates braking	Minimum 1	Red	On the rear - centerline of the vehicle	860 (34) Minimum

ADDITIONAL EQUIPMENT FOR SPECIFIC VEHICLES

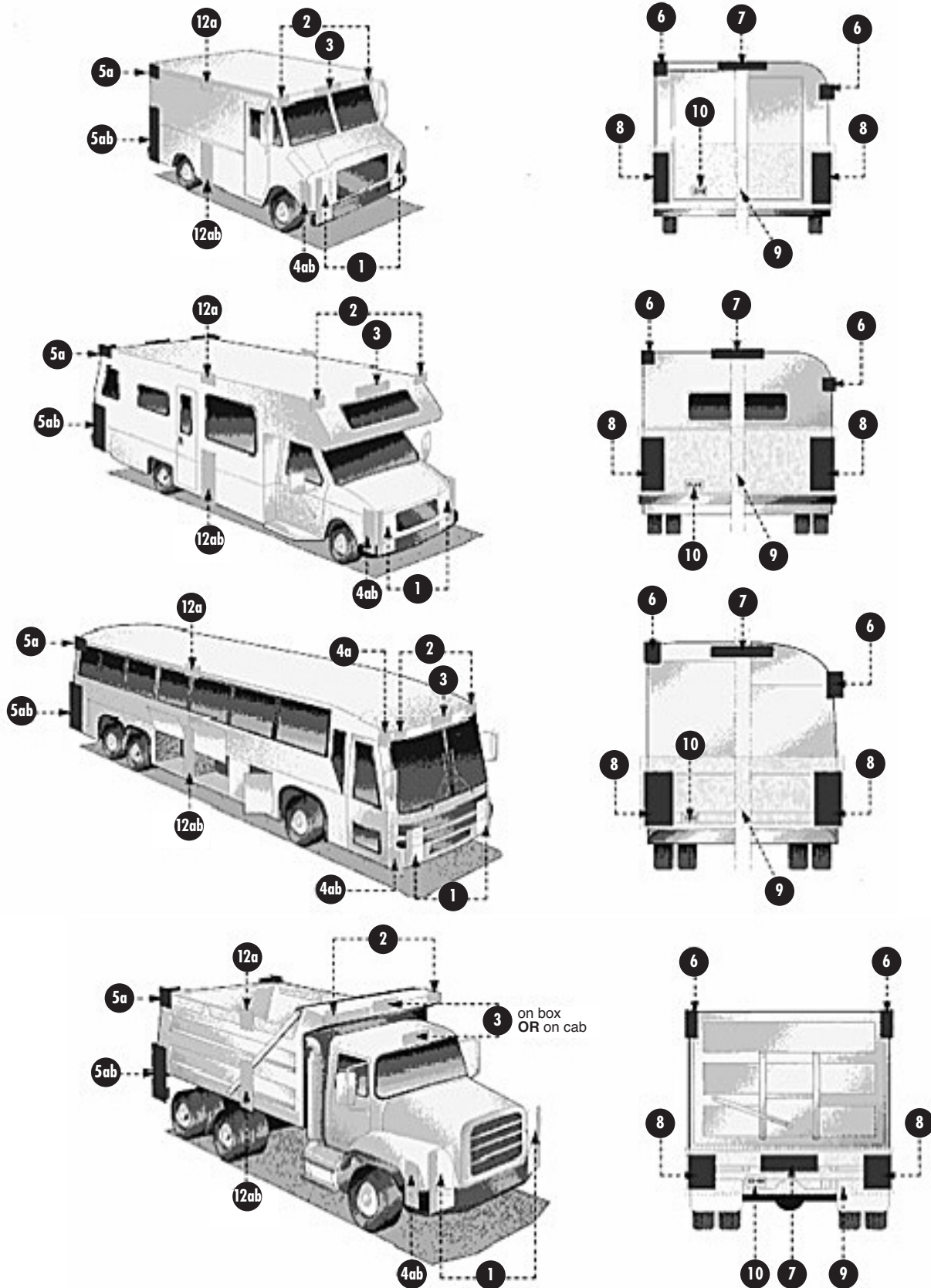
VEHICLES 9.1 m (30 ft.) LONG OR LONGER

DESCRIPTION				MANDATORY REQUIREMENTS			
Area	Equipment	(SAE Lens Coding)	Functional Purpose	Quantity	Color	Location	Height mm (in.) from the ground
12a	Intermediate Side Marker Lamps	(P2 or PC)	Indicate presence of a long vehicle	Minimum 2	Yellow	Each side near center	380 (15) Minimum
12b	Intermediate Side Reflex Reflectors	(A)	Indicate presence of a long vehicle	Minimum 2	Yellow	Each side near center - facing sideward	380-1530 (15-60)

TRUCK TRACTORS

DESCRIPTION		MANDATORY REQUIREMENTS					
Area	Conspicuity Treatment	DOT Code	Quantity	Color	Location	Height	Options
13	Rear Upper Body Marking	DOT-C, DOT-C2, DOT-C3, or DOT-C4	Exactly 2 pairs of 300mm long strips	White	Rear upper corners of cab - facing rearward	As high as practicable excluding fairings	
14	Rear Marking	DOT-C, DOT-C2, DOT-C3, or DOT-C4	Exactly 2 sections of min. 600mm each	Red/White	Rear - facing rearward - on fenders, on mud flaps brackets, or within 300 mm below of the top of mud flaps	As horizontal as practicable and not higher than 1525 mm from the ground	If mud flaps not used - on the cab or frame mounted brackets

DIAGRAM - POSITION OF REQUIRED LIGHTING FOR TRUCKS, BUSES AND MPVs.



TRAILERS: FEDERAL LIGHTING EQUIPMENT LOCATION REQUIREMENTS

IMPORTANT NOTE: Every lamp, reflex reflector, and conspicuity treatment (device) must be permanently attached in the location specified below and must comply with all applicable requirements prescribed for it by FMVSS/CMVSS 108. The face of any device on the front/rear and sides should be, respectively, perpendicular and parallel to vehicle centerline, unless it is photometrically certified at installation angle. No part of the vehicle shall prevent any device from meeting its prescribed requirements unless an auxiliary device meeting all prescribed requirements is installed. In Canada: Manufacturers and importers of vehicles must have the proper certification test records demonstrating compliance of lighting components with all prescribed requirements.

BASIC EQUIPMENT REQUIRED ON ALL TRAILERS

DESCRIPTION				MANDATORY REQUIREMENTS			
Area	Equipment	(SAE Lens Coding)	Functional Purpose	Quantity	Color	Location	Height mm (in.) from the ground
1	Tail Lamps	(T)	Indicate vehicle's presence and width	Minimum 2	Red	On the rear - symmetrical - as far apart as practicable	380-1830 (15-72)
	Stop Lamps	(S)	Indicate braking	Minimum 2	Red	On the rear - symmetrical - as far apart as practicable	380-1830 (15-72)
	Rear Turn Signal Lamps	(I)	Indicate direction of turn	Minimum 2	Red or Yellow	On the rear - symmetrical - as far apart as practicable	380-2110 (15-83)
	Rear Reflex Reflectors	(A)	Indicate vehicle's presence and width	Minimum 2	Red	On the rear - symmetrical - as far apart as practicable - facing rearward	380-1530 (15-60)
2	License Plate Lamp(s)	(L)	Illuminates license plate	Minimum 1	White	On the rear - above or at the sides of license plate	No requirement
3	Rear Side Marker Lamps	(P2, PC* or P3, PC2*) <i>*photometrically certified at installation angle</i>	Front and rear side marker lamps/side reflex reflectors indicate vehicle's presence and length	Minimum 2	Red	Each side at rear - as far back as practicable	380-1530 (15-60) No max. for veh. under 2.032m (80') wide
	Rear Side Reflex Reflectors	(A)		Minimum 2	Red	Each side at rear - as far back as practicable - facing sideward	380-1530 (15-60)
4a	Front Side Marker Lamps	(P2, PC* or P3, PC2*) <i>*photometrically certified at installation angle</i>		Minimum 2	Yellow	Each side at front - as far forward as practicable	380-(15) min
4b	Front Side Reflex Reflectors	(A)		Minimum 2	Yellow	Each side at front - as far forward as practicable facing sideward	380-1530 (15-60)

ADDITIONAL EQUIPMENT FOR TRAILERS EXCEEDING THE FOLLOWING PARAMETERS

LENGTH 9.1 m (30 ft.) OR LONGER

DESCRIPTION				MANDATORY REQUIREMENTS			
Area	Equipment	(SAE Lens Coding)	Functional Purpose	Quantity	Color	Location	Height mm (in.) from the ground
5a	Intermediate Side Marker Lamps	(P2 or P3)	Indicate presence of a long vehicle	Minimum 2	Yellow	Each side near center - facing sideward	380 (15) Minimum
5b	Intermediate Side Reflex Reflectors	(A)	Indicate presence of a long vehicle	Minimum 2	Yellow	Each side near center - facing sideward	380-1530 (15-60)

WIDTH 2.032 m (80 in.) OR WIDER

DESCRIPTION				MANDATORY REQUIREMENTS			
Area	Equipment	(SAE Lens Coding)	Functional Purpose	Quantity	Color	Location	Height
6	Rear Clearance Lamps	(P2, PC* or P3, PC2*) <i>*photometrically certified at installation angle</i>	Show vehicle's width - MAY NOT be combined with tail lamps	Minimum 2	Red	At widest point - symmetrical - on the rear or near the rear - facing rearward	As high as practicable - may be lower only if ID lamps are at the top
7	Rear Identification Lamps	(P2 or P3)	Indicate presence of a wide vehicle	Exactly 3	Red	On the rear - center, facing rearward - horizontally spaced 150 mm (6 in.) to 300 mm (12 in.) apart	In Canada: at the top - may be lower if door header narrower than 25 mm In USA: as high as practicable
8	Front Clearance Lamps	(P2, PC* or P3, PC2*) <i>*photometrically certified at installation angle</i>	Show vehicle's width	Minimum 2	Yellow	At widest point - symmetrical - as far forward as practicable - facing forward	As high as practicable

WIDTH 2.032 m (80 in.) OR WIDER AND GVWR 4536 kg (10,000 lb.) OR MORE

DESCRIPTION			MANDATORY REQUIREMENTS				
Area	Conspicuity Treatment	DOT Coding	Quantity	Color	Location	Height	Options
9	Rear Upper Body Marking	DOT-C, DOT-C2, DOT-C3, or DOT-C4	Exactly 2 pairs of 300 mm long strips	White	On the rear upper corners - facing rearward	At the top	Reflex reflectors may not be required if they are replaced, in their required location, with conspicuity treatment Optional in Canada Rear lower body and side conspicuity treatment may also be solid white, solid yellow, or white and yellow
10	Bumper Bar Marking		Continuous	Red/White	On the rear bumper bar's horizontal element - full width - facing rearward	No requirement	
11	Rear Lower Body Marking		Continuous	Red/White See Options	On the rear - full width of the vehicle - facing rearward	As horizontal as practicable and as close as practicable to the range of 375 to 1525 mm from the ground	
12	Side Marking		<i>see location</i>	Red/White See Options	Each side - facing sideward - continuous, or evenly spaced over minimum of 50% of length, starts and ends as close to the front and rear of vehicle as practicable	As horizontal as practicable and as close as practicable to the range of 375 to 1525 mm from the ground	

DIAGRAM - POSITION OF REQUIRED LIGHTING FOR TRAILERS

