



# MOBILE RESTROOMS

*At the front of the line.*



**MOBILE RESTROOMS**  
*At the front of the line.*





# CENTURY SERIES

## Standard Century Interior



The Standard Century cubicle features a ceramic china pedal flush toilet, solid surface countertops, stainless steel sink vessels, automated touchless towel dispenser, lockable supply storage, easy clean interior, shatterproof mirror, and much more. The mens cubicle (shown left) includes a hands free urinal, while the womens cubicle (shown right) includes a sanitary supply receptacle.

## Century Combo Interior



Century models II, III and V are available as combo units that include all of the same great features as the standard Century models with the convenience of a shower stall in every cubicle.

## Sterling and Champagne Upgrade Interiors



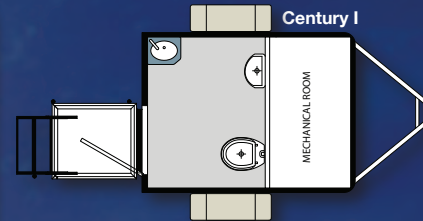
The color interior packages by Forest River provide an economical way to add a little color to our standard interior. The packages are Champagne or Sterling and are available on most units. They include a waterproof laminate countertop with a compression molded sink, colored cabinet fronts and fiberglass walls, faux tile vinyl flooring and white PVC base trim.





# CENTURY I

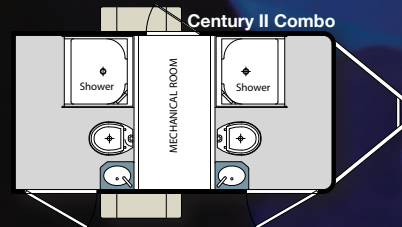
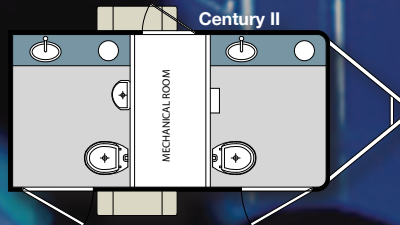
The Century I was designed around smaller events or locations. It features one completely private, climate controlled and self-contained uni-sex restroom. It features a 170 gallon waste tank with an average capacity of 510 flushes. Perfect for a small event.



MODEL	Century I
Box Width	72"
Overall Width	94"
Box Length	96"
Overall Length	144"
Interior Height	81-1/4"
Overall Height	122" w/AC
Curb Weight	2830 lbs
Tongue Weight	280 lbs
Platform Height	24"
Fresh Water Cap.	125 gal
Holding Tank Cap.	170 gal

# CENTURY II

The Century II offers two completely private, climate controlled and self-contained restrooms. One restroom designed for men and one for women. It features a 370 gallon waste tank with an average capacity of 1,100 flushes. Perfect for any small to mid-sized event.

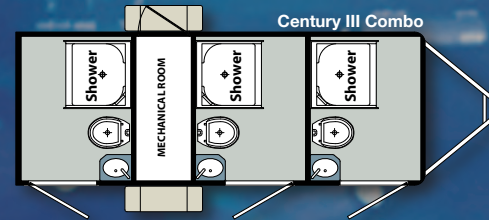
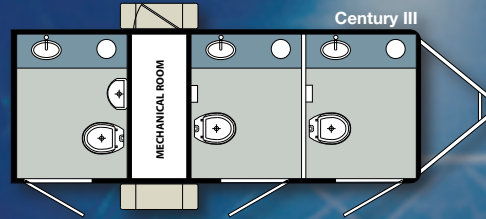


MODEL	Century II	Century II Combo
Box Width	72"	72"
Overall Width	98"	98"
Box Length	144-1/2"	144-1/2"
Overall Length	192-1/2"	192-1/2"
Interior Height	81-1/4"	81-1/4"
Overall Height	122-3/4" w/AC	122-3/4" w/AC
Curb Weight	3937 lbs	3906 lbs
Tongue Weight	417 lbs	517 lbs
Platform Height	28"	28"
Fresh Water Cap.	125 gal	125 gal
Holding Tank Cap.	370 gal	275 gal



# CENTURY III

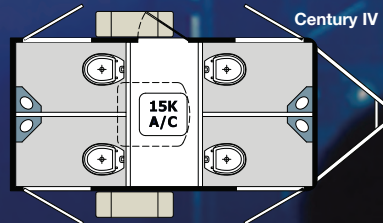
The Century III was designed around medium to large size events. It features three total private, climate controlled and self-contained restrooms with one for the men and two for the women. It features a 500 gallon waste tank with an average capacity of 1,500 flushes.



MODEL	Century III	Century III Combo
Box Width	72"	72"
Overall Width	98"	98"
Box Length	192-1/2"	192-1/2"
Overall Length	240-1/2"	240-1/2"
Interior Height	81-1/4"	81-1/4"
Overall Height	122-3/4" w/AC	122-3/4" w/AC
Curb Weight	4890 lbs	4828 lbs
Tongue Weight	750 lbs	850 lbs
Platform Height	28"	28"
Fresh Water Cap.	125 gal	125 gal
Holding Tank Cap.	500 gal	300 gal

# CENTURY IV

The Century IV is a variation of the Century II model. It features the same frame as a Century II, but with smaller cubes and the capacity to service four clients instead of two. The Century IV also provides the flexibility to operate as a two stall or a four stall. It features a 370 gallon waste tank with an average capacity of 1,100 flushes. Perfect for any small to mid-sized event.



MODEL	Century IV
Box Width	72"
Overall Width	102"
Box Length	144-1/2"
Overall Length	192-1/2"
Interior Height	82"
Overall Height	122-3/4" w/AC
Curb Weight	4217 lbs
Tongue Weight	537 lbs
Platform Height	28"
Fresh Water Cap.	125 gal
Holding Tank Cap.	370 gal



# CENTURY V & MINI

The Century V Mini is a variation of the Century III. It features the same frame as the Century III, but with smaller cubes and the capacity to service five clients instead of three. The Century V Mini also provides the flexibility to operate as a three stall or a five stall. It features a 500 gallon waste tank with an average capacity of 1,500 flushes.



\* Asterik denotes feature pictured on features page.

LED Occupancy and Amber safety lighting.\*

13.5K BTU ducted air conditioning for superior comfort.\*

3" quick connect waste tank access valve and 1" wash out plug.\*

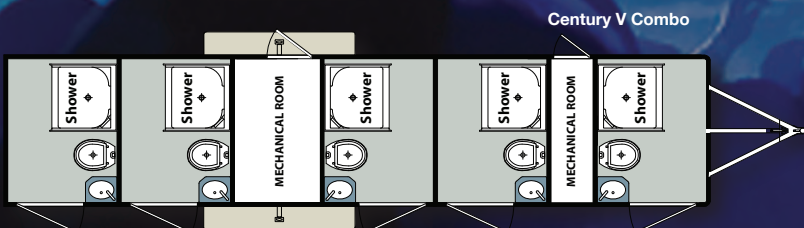
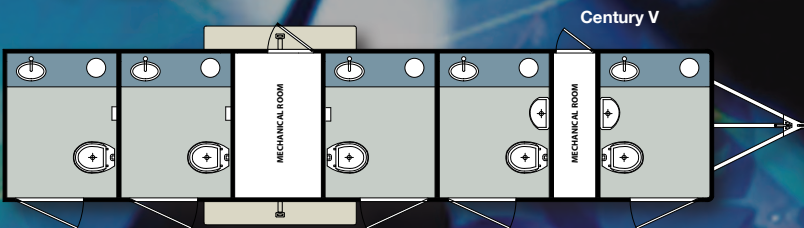
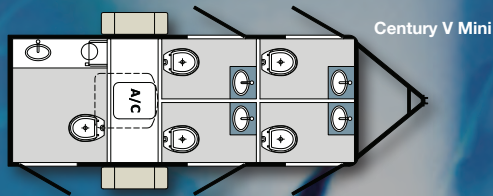


Screwless exterior available in 14 different colors.

Easy access to the tanks from the rear for convenient maintenance.\*

Silver e-coated corrosion resistant rims and radial tires.\*

Quick fold aluminum stairs for easy set up.\*



**Century V**  
The Century V is the largest of the single bathroom cubicle models we build. It was designed around the largest gatherings we could think of and features an 850 gallon waste tank with an average capacity of 2,550 flushes. The Century V also boasts a 250 gallon fresh tank and two roof air conditioners for complete comfort.

MODEL	Century V	Century V Combo	Century V Mini
Box Width	72"	72"	72"
Overall Width	98"	98"	102"
Box Length	336"	336"	192-1/2"
Overall Length	384"	384"	240-1/2"
Interior Height	81-1/4"	81-1/4"	81-1/4"
Overall Height	122-3/4" w/AC	122-3/4" w/AC	122-3/4" w/AC
Curb Weight	8431 lbs	8274 lbs	5470 lbs
Tongue Weight	1411 lbs	1511 lbs	1000 lbs
Platform Height	28"	28"	28"
Fresh Water Cap.	125 gal	125 gal	125 gal
Holding Tank Cap.	850 gal	600 gal	500 gal

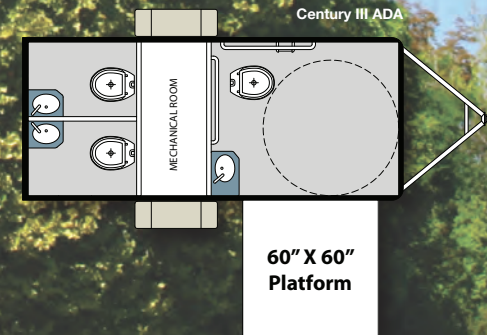
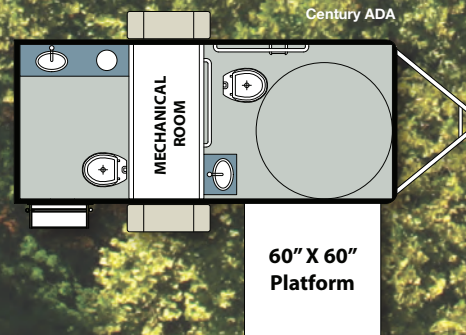



# CENTURY ADA

The Century ADA Unit complies with the Americans with Disabilities Act. This design allows the unit to lower to the ground to make the restroom easily accessible via the gentle sloping ramp provided. It features a large restroom that is designed to easily accommodate a wheelchair. This great unit also features a standard cubicle, and all of the standard features that set the Century Series by Forest River apart from the competitions lower quality products.



MODEL	Century II ADA	Century III ADA
Box Width	72"	72"
Overall Width	101"	102"
Box Length	168-3/4"	168-3/4"
Overall Length	216-3/4"	216-3/4"
Interior Height	81-1/4"	82"
Overall Height	122-1/2"	122-1/2"
Curb Weight	5212 lbs	4681 lbs
Tongue Weight	472 lbs	502 lbs
Platform Height	14-1/2"	14-1/2"
Fresh Water Cap.	125 gal	125 gal
Holding Tank Cap.	325 gal	325 gal





# DENALI

The Denali offers a more free flowing environment with easy entry and exit doors on each side, while still keeping the same easy to clean and sanitize wall, counter, and floor surfaces. The Denali can accommodate up to four women and six men at any time. The 740 gallon waste tank can handle up to 1,950 flushes.

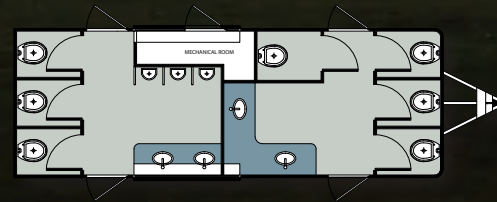
## Denali Interiors



[1] Denali's vanity includes two stainless steel sinks, heated sink water, lockable storage, solid surface countertops, shatterproof mirrors and automated touchless towel dispenser. (mens cubicle shown) [2] The Denali's mens cubicle features three (3) hands free urinals that use recycled wash water for flushing. [3] The Denali also includes three (3) ceramic china foot flush toilets in the mens cubicle and four (4) in the womens. Ample privacy is provided utilizing commercial grade bathroom stall materials. [4-6] The Denali Deluxe Interior package features wood trim accent, wainscoting and vanities, black porcelain hands free toilets and urinals, and other upgrades.



The Denali's walk thru floorplan allows for easy and convenient entry and exit, this walk thru floorplan virtually eliminates long wait times.



MODEL	Denali
Box Width	100"
Overall Width	102"
Box Length	288"
Overall Length	336"
Interior Height	83"
Overall Height	126-1/2" w/AC
Curb Weight	9194 lbs
Tongue Weight	1314 lbs
Platform Height	27-1/2"
Fresh Water Cap.	110 gal
Holding Tank Cap.	650 gal




## Interior Features



1



5



2



6



3



7



4




8

[1] Stainless steel sink vessel with self closing faucet, solid surface countertops and soap dispenser [2] A/C Control [3] A/C vent for customer comfort [4] Floor level adjustable heat in each cubicle (optional) [5] Ceramic china pedal flush toilet [6] Auto flush ceramic china urinal (mens cubicle only) [7] LED occupancy and amber safety lighting [8] automated touchless towel dispenser

## Exterior Features



1



5



2



6



3



7



4



[1] 3" Quick-connect waste tank access valve and 1" wash-out plug [2] Convenient fresh water hook-up [3] Easy access valve for switching between on-site sewer or unit holding tank (Shower Units only) [4] Easy access to the tank from the rear for easy maintenance [5] stabilizer jacks [6] Silver e-coated corrosion resistant rims and radial tires [7] quick fold aluminum stairs [8] 50 AMP or 30 AMP power cords



# STANDARD AND OPTIONAL FEATURES

## Century Standards

- Lockable base cabinets
- Solid surface countertop with stainless steel sink(s)
- Self closing faucets
- 12V L.E.D. interior lighting
- Soap dispenser
- Shatterproof mirror
- Ceramic china, pedal flush toilets
- Auto flush, ceramic china urinal (men's restroom only)
- Toilet paper holder
- Sanitary supply receptacle (women's restrooms only)
- Automated touchless towel dispenser
- Waste basket cut out and waste basket
- Smooth durable white fiberglass interior
- 1 Piece non skid rubber flooring
- 1 Piece ceiling with built in air supply and air return
- Automatic door closers
- Occupancy lighting
- 1 Piece aluminum roof
- Screwless exterior perfect for your business' graphics
- Porch lights at all entry doors
- Fold down aluminum step platforms with railings
- 3" quick connect waste tank access valve
- 1" wash out plug
- Fresh water hook up

- 30 or 50 AMP marine-style power cord
- Roof mounted air conditioner with heat strip
- Wall mounted climate control box in mechanical room
- Insulated walls and ceiling
- 3 Year frame and structural warranty
- 14 exterior colors available

## Denali and Rainier Standards

- All of the Century standards
- Heated sink water at all faucets

## Shower Combo Standards

(Century Models II, III, and V can be converted into Combo Units that have a shower and toilet in each compartment.)

- 32" X 32" Shower pan
- Self closing faucets
- Shampoo and soap dispensers
- Pre-formed corner sink
- Triple toilet paper holder
- Shatterproof mirror
- Ceramic china, pedal flush toilets
- Paper towel dispensers
- Waste basket
- Smooth durable white fiberglass walls
- 1 Piece non-skid rubber flooring
- 1 Piece ceiling with built-in air supply and air return

## Options

Popular options for our restroom trailers include, but are not limited to the following:

### Deluxe Interior Package

- Black porcelain hands free toilets and urinals
- Black solid surface countertops and backsplashes
- Black, textured finish, toilet partitions and doors where needed
- Black/Tan speckled wallboard on upper half of walls
- Wood trim accent, wainscoting and vanities
- Faux clay tiled linoleum flooring with 1/4" plywood underlayment
- 12 volt incandescent ceiling and vanity lights with frosted globes and light diffusers

### Color Interior Package

(Available in Champagne or Sterling)

- Waterproof laminate countertops
- Bone color compression molded sink
- Colored cabinet fronts
- Colored interior wallboard
- H.D. faux tile vinyl flooring
- White PVC base trim

## Arctic Package (Rated to -20F)

\*\*Available on most units\*\*

- 25,000 BTU ducted furnace (furnace upgrades available), 2-30lb LP tanks mounted on front, insulated LP cover, Waste tank De-Icing System, R13 underfloor spray insulation, R14 insulated walls & ceiling, foil wrapped exterior before metaling, .040 white exterior (screwed), 50' heated water hose, 50 amp marine-style power cord upgrade

## 3 Season Package (Rated to 30F)


\*\*Available on most units\*\*

- Waste tank De-Icing System, 750 watt heater in each restroom, insulated walls & ceiling, 50 amp marine-style power cord upgrade

*"We went out and bought another Denali before we were even through our first year. We've got so many bookings we can't afford to advertise."*

*Janna Taylor, All About Comfort*

*Saskatchewan, Canada*





# MOBILE RESTROOMS

*At the front of the line.*



*"We went out and bought another Denali before we were even through our first year. We've got so many bookings we can't afford to advertise."*

*Janna Taylor, All About Comfort  
Saskatchewan, Canada*



Forest River, Inc. encourages our customers to purchase their Forest River products from a local dealership whenever possible for the following reasons:

- 1) Forest River, Inc. dealers are independently owned and operated businesses so priority service and scheduling is at their discretion and is often provided to customers that purchased their unit at that dealership.
- 2) Purchasing locally allows customers to establish meaningful relationships with a dealer, enhancing the RV experience through assistance with product questions, user tips or RV regulations for your state or country, and much more!
- 3) Canadian customers must meet requirements to bring an RV purchased out of the country to their home. These requirements may involve additional inspections and certifications, taxes and fees. Your local Canadian Dealer is a professional at meeting these requirements.
- 4) Scheduling timely warranty repairs and adjustments through a local dealership provides far greater flexibility and convenience to you, the customer!

It is the goal of Forest River, Inc. that all of our RV owners fully enjoy the RV experience and that customer satisfaction meets or exceeds their expectations!



**Learn More**  
Scan this barcode using a QR Reader on your smart phone to learn more about Forest River.



A Berkshire Hathaway company.

Forest River Cargo  
3731 California Rd.  
Elkhart, IN 46514  
P: 574-266-7515  
F: 574-266-7532  
[www.forestriverinc.com](http://www.forestriverinc.com)

All specifications contained herein are based on the latest product information at time of printing. Forest River reserves the right to make changes in colors, materials, equipment and specifications at any time without notice and assumes no responsibility for any errors in this brochure. PLD 918