

ApeosPort®

C7070 / C6570 / C5570 / C4570 / C3570 / C3070

The Next Evolution | Quality with Versatility



The Next Evolution

The New ApeosPort printers from Fuji Xerox are designed to accelerate your business evolution, removing technological barriers to add greater flexibility to your work environment.

ApeosPort C7070 / C6570 / C5570 / C4570 / C3570 / C3070 comes with a strong pack of high quality features - From best of the class image resolution, to having a heavily built strong chassis minimizing the vibrations during peak loads.

Accompanied with highest quality standards, ApeosPort C7070 / C6570 / C5570 / C4570 / C3570 / C3070 are truly dynamic in nature. With its versatile feature set of top security certifications, predictive maintenance, automated workflows and multiple finishing options, these printer slips right into your work environment.



360° data security

Secure data confidentiality, integrity and availability with strong device level encryption, document rights management and potential data backup creation.

Carefree management

Let Fuji Xerox proactively manage the health of your print device with access to the right resources and on-time insights, while you focus on your core business.



ApeosPort

C7070 / C6570 / C5570 / C4570 / C3570 / C3070

Copy/Print
Colour/B&W 70 ppm*1
Scan
Colour/B&W 270 ppm*2
Printing resolution
1200×2400 dpi*3
Mobile supported
Wireless LAN supported

*1: For C7070. 65 ppm for C6570, 55 ppm for C5570, 45 ppm for C4570, 35 ppm for C3570, 30 ppm for C3070.

*2: Ppm by single-pass duplex scanning using the Duplex Automatic Document Feeder C2-PC. 154 ppm when using the Duplex Automatic Document Feeder B1-PC.

*3: Dpi when the document type is set to photo. 600 x 600 dpi for texts, text/photos, and maps.



End to end automated workflow

The latest multifunction printers share the same intuitive user interface that you have come to know and understand on your smart printers for simple and immersive user experience.

Borderless workspace

As your business evolves, Fuji Xerox solutions and services helps you with your transition smoothly and seamlessly.



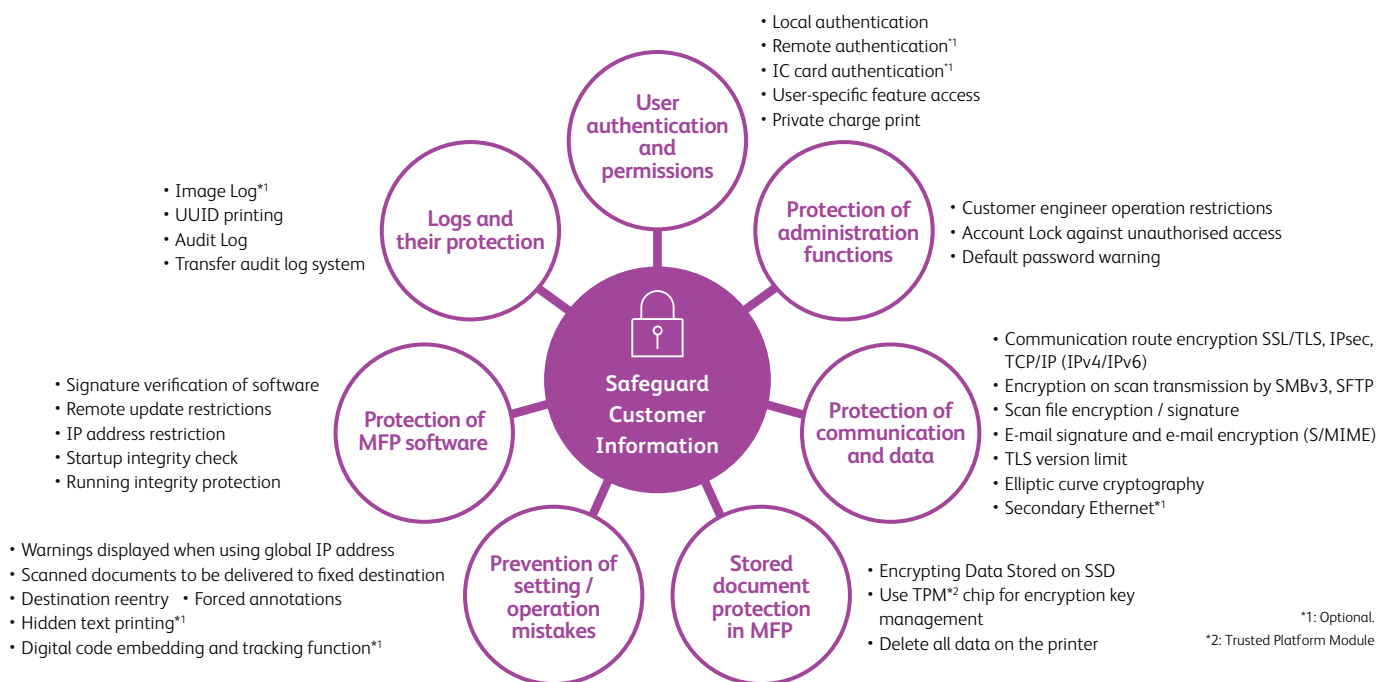
360° data security

Fuji Xerox proudly defines its holistic security approach on the basic principles of Confidentiality, Integrity and Availability.

The new ApeosPort series incorporates security features to combat the significant threats facing the entire information management life cycle; starting at device level with document creation, to setting access rights for document sharing both internally and externally, to creating potential backup plans for all scanned documents for business continuity planning.

ApeosPort is equipped with both user-friendliness and security measures

Comprehensive security measures protect your important information against threats such as unauthorised access, information leakage, and data tampering.




Xpress Follow U Print

Share user authentication information between multiple multifunction printers without requiring an authentication server. When you register user authentication information and associate it with the IC card ID information, this is stored in the parent ApeosPort printer and shares it with linked printers. This makes it easy to use any linked printer following authentication procedures, and reduces costs as you do not need a dedicated server.

Note: Xpress Follow U Print is an optional feature.

Note: Xpress Follow U Print requires additional IC card reader.



Secure paperless fax reception

The network that can be used for the printer folder where paperless fax documents are saved can now be selected. This enables received fax documents can only be checked with separate networks when using two LANs with a secondary Ethernet or when using two fax lines with a second G3 port.

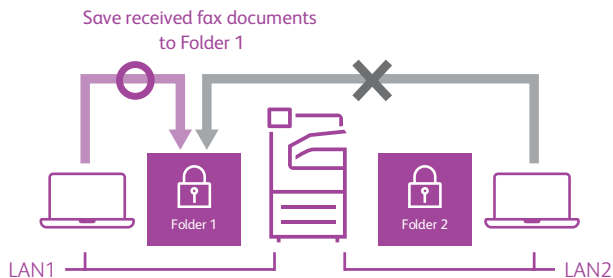
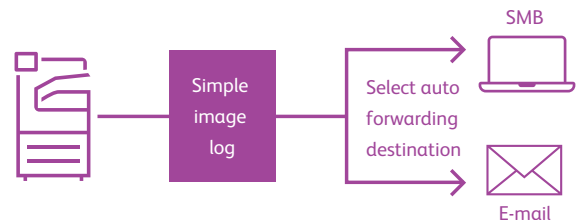


Image log of transmitted fax document

A simple image log of transmitted fax documents can be retrieved. The same document is automatically transferred to the SMB destination or e-mail destination specified in advance when a fax is sent. By enabling a transmitted fax document image log to be automatically retained, information can be managed, monitored, and tracked without the need to file paper documents. It also reduces the risk of information leaks.



Authentication in Azure Active Directory

The ApeosPort printers can integrate with Microsoft Azure Active Directory, a cloud-based identity management service. Azure Active Directory can be used for authenticating to multifunction printers and Fuji Xerox's cloud services.

Further enhanced security

- Importing a device certificate to a multifunction printer, digital signatures and encrypted communication based on S/MIME can be performed when sending e-mail/Internet faxes.
- Attaching a digital signature to scanned documents detects modifications and sender falsification can be prevented.

Image log*

Image log enables job logs (including user, usage time, number of copies) and the image itself to be stored and managed, enabling prompt investigation should a confidential document be leaked.

*: Optional. Requires separately sold ApeosWare Image Log Management software.

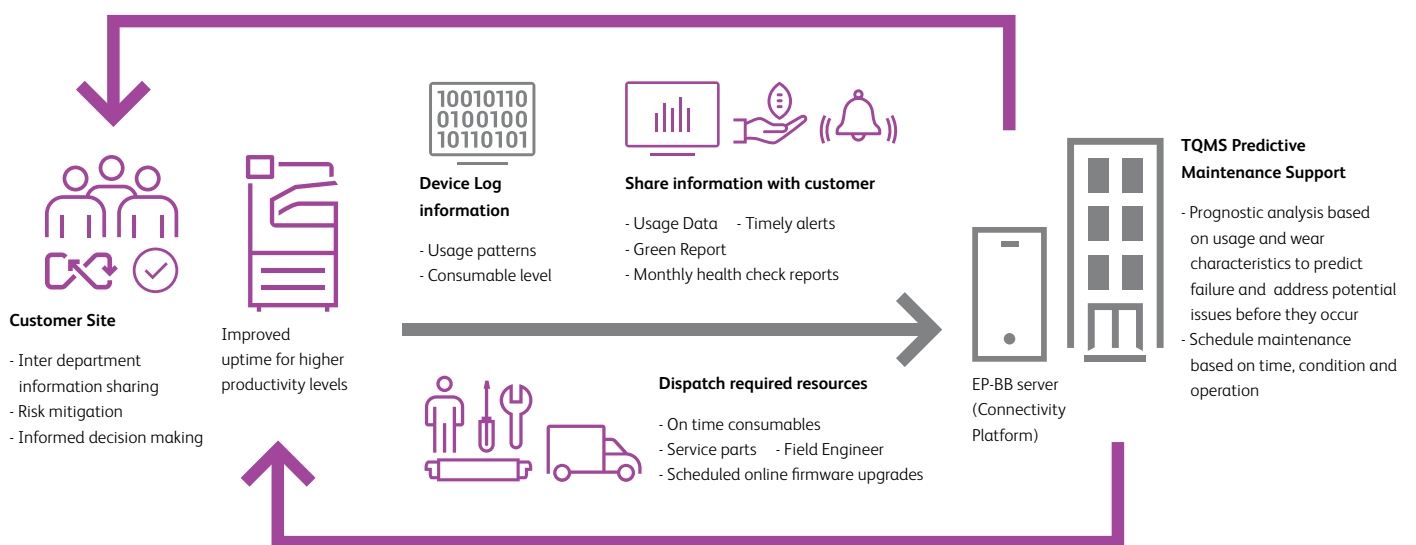


Carefree management

Knowledge is power. However it's the visibility of the right information, at the right time, to the right user which helps define this power.

The new ApeosPort series incorporates a host of services* that delivers key operating information such as pre-emptive alerts, usage data, and required resources – intelligence that will assist you to mitigate downtime, maximise productivity and increase your operating margin.

*: Customers need to activate the following Fuji Xerox services (at no extra cost) to receive described benefits.
 EP-BB: Electronic Partnership Broad Band service
 RDHC: Remote Device Health Check service (Check with local Fuji Xerox office for RDHC service availability in your respective region)



Self running environment

A joint partnership between customer and Fuji Xerox to create a constant health monitoring system. A predictive approach with timely actions is able to improve overall efficiency while people can focus on their core jobs.



Key benefits

Informed decision making

Single point of management for networked printers including a central collection point for meter data, providing a complete view of the enterprise.

Knowledge sharing

Automated supply tracking and reordering capability enables end-to-end supply and just-in-time inventory management through continuous device monitoring; Sync Supply chain ordering process with individual departments.

Better operating margin

Costs are optimised through a centralised approach and enterprise-level view of your printing environment.

Improved efficiency

Down time is minimised with faster problem response and issue resolution through automated alert features, resulting in greater customer satisfaction.

Visualise usage data to reduce costs

Xpress Report* visualises the usage of multifunction printers in an office by displaying usage charts in a web browser. It is also possible to display the usage data on the control panel of a multifunction printer. The service requires no dedicated server and makes it possible to increase cost awareness among employees while lightening the burden on system administrators.

*: A cloud service that Fuji Xerox offers. A subscription to the service is additionally needed.

Easy solutions to help solve problems

From toner replacement to unexpected device failures, most problems can be solved quickly without needing to wait for a customer engineer or sales representative.



Help information accessible from the control panel and mobile devices assist you to solve problems

On the control panel of a multifunction printer, you can search for and find ways to fix your problems. You can also view help information on a mobile device by scanning a QR code displayed on the control panel with the mobile device.

Remote Assistance is also available to solve problems with the help of operators

If you cannot solve a problem, contact our call center as required. An operator will remotely access your multifunction printer and guide you using a finger pointer or pen function on the UI panel.



End to end automated workflow

A more connected work is the key philosophy behind Fuji Xerox's pursuit to re-define the user experience – and this is embodied in the new ApeosPort series.

Incorporating familiar gestures of tap, swipe and select, and customisation to suit your workflow, the redesigned touch panel is your gateway to a new dimension of operability, with simple distribution and archiving of digitalised documents

All new User Interface (UI)



Completely renewed UI panel design

The new UI panel can be operated with a tap and swipe just like a smartphone, adding an intuitive and familiar user experience to printer operations. All operations can be completed using a single finger on the 10.1 inch colour touch panel. The improved menu navigation makes finding menu items easy, with fewer steps, improving overall operability.

Adjustable UI panel angle

A tilt mechanism has been adopted to enable angle adjustment, enabling the screen to be adjusted to avoid light reflections, or for the user to adjust its angle for an easier view.

Advanced operability

Colourful and user-friendly

Each function has been cleverly grouped by colour, allowing easy user recognition. Frequently used basic functions are displayed in the coloured area so they can be easily found and actioned.



Easy to find and locate

A hierarchy-free screen structure enables the various settings to be checked in a list. Detailed settings can also be specified via tap and swipe operations with a single finger.



Support for multiple languages

The printer supports multiple languages including Japanese, English, Chinese (simplified/traditional), Korean, Thai, and Vietnamese, and can be easily switched to accommodate different users. Selecting a destination becomes even easier. Destinations can be easily specified from the UI panel when sending.

Selecting a destination becomes even easier

Destinations can be easily specified from the UI panel when sending a fax, and when sending an email or storing data to your computer when scanning. With the uniform display, only the usable functions and destinations will be displayed according to what you have entered. Even if you are unaccustomed to operating this printer, you should be able to specify your destination without worries.

Multifunction printers learn your habits

ApeosPort printers learn your habits -- your preferred features, settings, etc. You can also customise the operation screen displayed after authentication to your needs as well as the common operation screen.

Custom home screen and feature list



Move an icon just by dragging/dropping while long tapping it.

You can specify the icons (apps) and their arrangement on the home screen or features and their order on lists displayed on job screens with an easy, intuitive operation. You can also hide the features you do not need.

Complete routine tasks with one touch



A desired colour, design, and name can be specified for an icon.

Your preferred features and settings can be registered to appear on the home screen as one-touch apps. Just tapping a one-touch app completes your routine task.

Support non-routine tasks with high flexibility



Settings like the N-up option and number of copies can be changed every time a preset is selected.

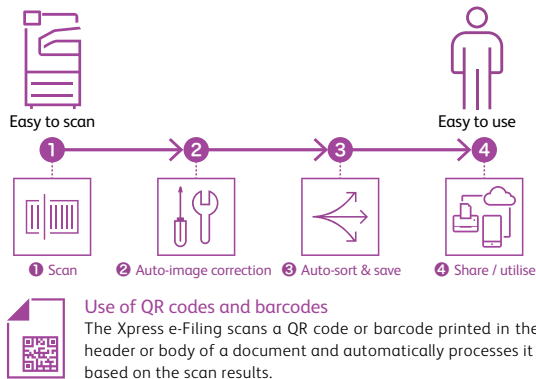
Saving the settings as a preset eliminates the trouble of specifying complicated settings each time. Every time the preset is selected, you can tailor the settings to the preferences at that time, which streamlines your work process.

Automated workflow

Automate scan processes for regular work tasks

Using the Xpress e-Filing* automates the process of scanning and saving documents to predefined destinations according to the rules specified for each task or document type, eliminating the need to manually specify file names or formats and perform OCR processing*. You can also extract characters from certain areas of a document and use them for the folder or file name.

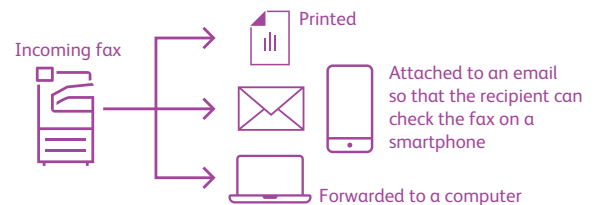
*: Optional.



Fax settings that lead to reduced waste and higher efficiency

By configuring the Paperless Fax settings, you can store received faxes in folders so that only necessary faxes are printed after being checked on the control panel. Faxes can also be forwarded to your smartphone. With an optional kit, you can also sort them by fax number, received date, or person in charge and switch the behaviour of a multifunction printer. With one touch, you can change the setting to forward incoming faxes by email, which allows you to check them from outside the office.

- Minimising paper output
- Checking incoming faxes outside the office
- Automatic sorting and forwarding
- Changing the behaviour of a multifunction printer when a fax is received depending on the time of day



Intelligent scanning

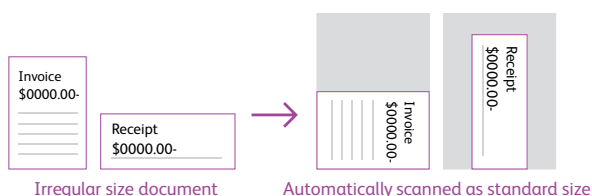
Simple scanning for workflows

Convert Scanned documents automatically to a pre-specified file format and destination. Once a file format and destination is registered, select the workflow button and scan the document. Add a file name by adding a document type and date to a user-defined string set on a PC, great for routine work. Efficiency in managing and utilising contracts and bills, etc. is dramatically increased.

Note: Optional.

Smoothly scanning of irregular sizes

Irregular and small size paper documents can be automatically adjusted to the closest standard size just by scanning with the duplex automatic document feeder. Easily scan receipts and order slips without entering each individual document size.



Various scan functions

Supporting a wide range of file formats and processes

Emailed or scanned data can be converted to TIFF, JPEG, DocuWorks or PDF formats. The printer also offers OCR processing* enabling convenient searching. Data size can be compressed to reduce network load, and a password can also be set.

*: Optional.

Even easier personalised scanning

The "ScanAuto" function automatically selects the correct size/ simplex/duplex/orientation of your document, simply by pressing the start button. Also, when using the authentication function, your e-mail address is automatically set as the destination just by opening ScanAuto, eliminating the need to enter the destination.



Borderless workspace

With the ever evolving world of connectivity, Fuji Xerox is continuously working towards helping our customers achieve a common vision of seamless workflow integration to overcome redundancies, reduce turnaround times and the flexibility of working anytime, anywhere.

Connect the new ApeosPort series with existing document workflows over cloud services and internal processes to achieve an optimum level of scalability for enhanced productivity.

Mobility

Near Field Communication (NFC)

The Fuji Xerox ApeosPort series offers NFC technology as a standard, for simplifying the print and scan process. Using NFC technology, a contactless communication can be established between a mobile and the multifunction printer.

Wireless LAN Kit*

Adding Wireless LAN kit option, provides customer with a choice of further securing their print environment by providing separate printing options to their guests and employees respectively.

*: Optional.

Print Utility

Fuji Xerox Print Utility enables users to print directly from iOS or Android™ devices, putting mobile printing and scanning convenience at your fingertips. Print stored photo albums, web pages or shoot and print on the go from your iOS or Android™ printer. Simply wave your NFC enabled mobile device on the multifunction printer to automatically launch Print Utility and you are ready to print or scan.



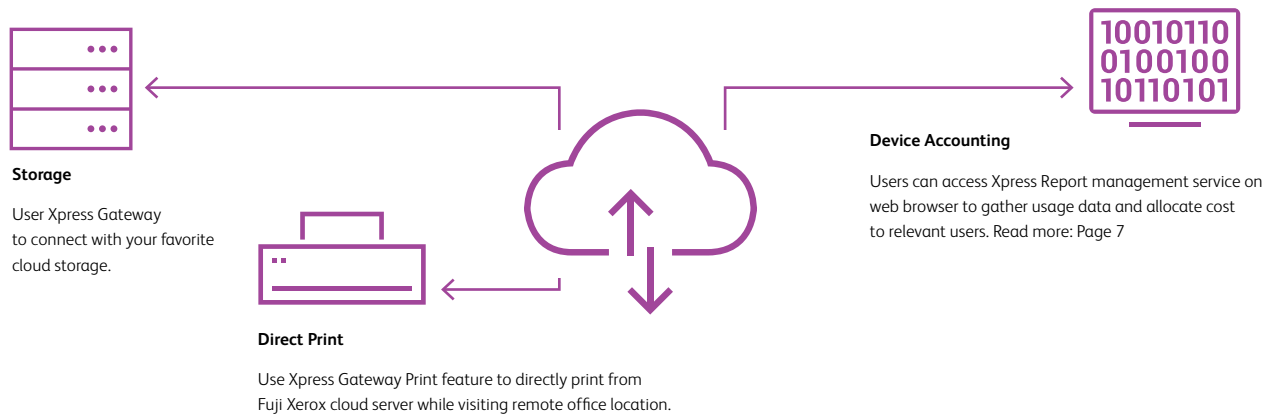
Portable UI

Your smartphone (iOS and Android™) can be used as a portable UI panel. Simply set a job on your smartphone and touch the NFC (near field communication) reader of the multifunction printer to perform basic operations such as copy, scan and fax (Store to Folder or E-mail).

Up to 30 favorites can be registered

Portable UI for Business enables up to 30 frequently used sets of settings to be registered as favorites. These settings can be recalled with a single touch. The destination for sending faxes or saving scanned data can also be registered for added convenience.

Fuji Xerox Cloud Services



More efficient digitisation processes

Inconveniences we hear

- We would like to switch to file sharing on the cloud but are concerned about whether scanning and searching will remain as smooth as before
- A large amount of time and effort is spent on entering and filing large amounts of accounting vouchers to accounting software

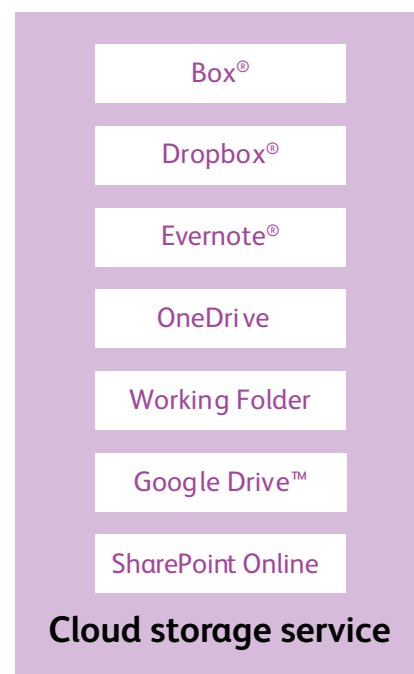
Multiple cloud services can be integrated into a single service with Xpress Gateway. It also enables linkage with business cloud services of various companies and enables smooth operations.

Xpress Gateway

In addition to Working Folder, you can scan to and search cloud storage services such as Box®, Dropbox®, Evernote®, Google Drive™, OneDrive, SharePoint using a single login. Search multiple cloud services to locate your required document thanks to automatic OCR processing of your scanned documents.

Enhanced links with partner companies

Link with the cloud services of Concur, such as Concur Expense for accounting, dramatically increasing the efficiency of digitisation work for accounting.



User friendly operations

User friendliness via light and sound

The printer cleverly uses light and sound to notify the user of its state. A gentle sound is easily heard over office noise, changing to correctly notify the user of a completed job. The center tray area is equipped with a sensor – a soft blue light flashes while printing and stays lit when printing is completed, signifying a job ready for collection. This reduces information leaks due to unretrieved printed documents.



Smart WelcomEyes

Sensors installed in the multifunction printer detect an approaching user, automatically waking the printer from sleep mode. This allows sleep mode to be engaged permanently for excellent energy saving – while ensuring that the printer is ready to go, when you need it.

Document multi-feed detection

The Duplex Automatic Document Feeder (DADF) features an ultrasonic sensor that is capable of detecting overlapping documents feeding incorrectly, preventing scanning errors when copying or scanning multiple documents.

Note: Provided for C7070 / C6570 only.

Widely supporting various paper types

From postcards to long paper

The printer supports a wide variety of sizes and weights, from envelopes, postcards to long documents up to a maximum of 320 x 1200 mm*1, and from 52 to 300 gsm. Long printing*2 feature gives the ability to print longer documents such as banners.



*1: Printable area is 305 x 1194 mm.

*2: Only supported by the PCL driver and the Adobe® PostScript® 3™ driver.

Retractable paper tray closed with a gentle push

Paper trays are equipped with a retracting mechanism that gently closes the tray without pushing it in all the way.



Green technology

Newly-developed Super EA-Eco toner

The printer achieves a high resolution output of 1200 x 2400 dpi using the industry's smallest toner particles providing clearer texts, lines and more beautiful halftones.








Bio-based plastic/recycled plastic

Fuji Xerox multifunction printers adopt bio-based plastic parts using cellulose derived from wood (which reduces CO₂ emissions). Recycled plastics used in some external parts helping to reduce impact on global warming.



Further diversified

Bringing diversity to post-processing.

				
Staple Stapling multiple pages together	Punch Hole punching for binders	Saddle Staple Convenient for making catalogs and booklets	Z-fold Z-folds A3 documents into A4 size	Tri-fold Convenient for inserting direct mail, etc.

	Finisher-A2	Finisher-B3 + Booklet Maker Unit	C3 Finisher	C3 Finisher with Booklet Maker	C3 Finisher with Booklet Maker + Folder Unit CD1
					
Staple capacity	50 sheets ^{*1}	50 sheets	50 sheets or 65 sheets ^{*2}	50 sheets or 65 sheets ^{*2}	50 sheets ^{*3} or 65 sheets ^{*2*3}
Punch	—	2/4 holes or 2/3 holes ^{*4}	2/4 holes or 2/3 holes ^{*5}	2/4 holes or 2/3 holes ^{*5}	2/4 holes or 2/3 holes ^{*5}
Saddle Staple	—	○ ^{*6}	—	○	○
Single fold	—	○ ^{*6}	—	○	○
Tri-fold	—	—	—	—	○ ^{*7}
Z-fold	—	—	—	—	○ ^{*7}
Paper capacity ^{*8}	Output tray	—	500 sheets	500 sheets	500 sheets
	Finisher tray	500 sheets	2000 sheets	3000 sheets	1500 sheets

Note: Finisher-A2 is compatible with models up to C5570 / C4570 / C3570 / C3070.

*1: A4 size. Up to 30 sheets at B4 or above.

*2: C3 Finisher Staple Unit 65 sheets required.

*3: The number of sheets that can be folded is reduced when Z-folding is mixed.

*4: 2/4 Hole or US 2/3 Hole Punch Kit for Finisher-B3 is required.

*5: 2/4 Hole or US 2/3 Hole Punch Kit for Finisher-C3 is required.

*6: Booklet Maker Unit is required. Finisher-B3 makes a crease without folding when performing saddle stapling or double-folding.

*7: Folder Unit CD1 is required.

*8: 64 gsm paper/A4 size.

For users that process a large amount of copy, print, and fax documents

3-way output type

Copy, print, and fax jobs can be sorted when output.



For high volume output

Tandem Tray and High Capacity Feeder handles user needs for high volume output. Maximum 5105 sheets* paper capacity.

*80 gsm paper.



ApeosPort C7070 / C6570 / C5570 / C4570 / C3570 / C3070

Functions & Specifications

Basic Specifications/Copy Function

Item	Description	C7070	C6570	C5570	C4570	C3570	C3070
Type	Console						
Memory capacity	4 GB (Max: 4 GB)						
Storage Device	Standard SSD: 128 GB (usable space: 128 GB)						
Capacity							
Colour Capability	Full Colour						
Scan Resolution	600 x 600 dpi						
Printing Resolution	1200 x 2400 dpi (High Resolution Photo) 600 x 600 dpi (Text / Text-Photo / Photo / Map)						
Warm-up Time	[Embedded Plug-ins / Custom Services] ¹ When enabled: 30 seconds or less (23 degrees Celsius room temperature) When disabled: 24 seconds or less (23 degrees Celsius room temperature)						
Recovery Time (Recovery Time from Sleep Mode)	13 seconds or less (23 degrees Celsius room temperature)	11 seconds or less (23 degrees Celsius room temperature)	4 seconds or less (23 degrees Celsius room temperature)				
Original Size	Maximum of A3, 11 x 17", 297 x 432 mm for both Sheet and Book						
Paper Size	Max	SRA3 (320 x 450 mm), 12 x 18" (305 x 457 mm), A3 [12 x 19" (305 x 483 mm), 320 x 483 mm when using Bypass Tray]					
	Min	A5, Postcard (100 x 148 mm) [89 x 98 mm when using Bypass Tray]					
	Image loss width ²	Lead edge 4.0 mm, Trail edge 2.0 mm, Right/Left edge 2.0 mm					
Paper Weight ³	Paper Tray	52 to 300 gsm					
	Bypass Tray	52 to 300 gsm					
First Copy Output Time							
	B/W ⁴	3.3 sec.	3.3 sec.	3.7 sec.	4.4 sec.	4.9 sec.	4.9 sec.
	Colour ⁵	4.1 sec.	4.1 sec.	5.2 sec.	5.7 sec.	6.7 sec.	6.7 sec.
Continuous Copy ⁶	A4 LEF / JIS B5 LEF	B/W: 70 Colour: 70	B/W: 65 Colour: 65	B/W: 55 Colour: 55	B/W: 45 Colour: 45	B/W: 35 Colour: 35	B/W: 30 Colour: 30
	A4 / JIS B5	B/W: 50 Colour: 50	B/W: 47 Colour: 47	B/W: 40 Colour: 40	B/W: 32 Colour: 32	B/W: 27 Colour: 27	B/W: 23 Colour: 23
	JIS B4	B/W: 41 Colour: 41	B/W: 38 Colour: 38	B/W: 32 Colour: 32	B/W: 26 Colour: 26	B/W: 23 Colour: 23	B/W: 20 Colour: 20
	A3	B/W: 35 Colour: 35	B/W: 32 Colour: 32	B/W: 27 Colour: 27	B/W: 22 Colour: 22	B/W: 19 Colour: 19	B/W: 17 Colour: 17
Paper Tray Capacity ⁷	Standard	4 Tray Model: 550 sheets x 4-tray + Bypass Tray 100 sheets Tandem Tray Model: 550 sheets x 2-tray + 910 sheets + 1330 sheets + Bypass Tray 100 sheets					
	Optional	HCF B1: 2300 sheets					
	Max	4 Tray Model: 4600 sheets (4 Tray Model + HCF B1) Tandem Tray Model: 5740 sheets (Tandem Tray Model + HCF B1)					
Output Tray Capacity ⁷		Upper Center: 250 sheets (A4 LEF) Lower Center: 250 sheets (A4 LEF)					
Power Supply	AC220-240 V +/- 10 %, 10 A, 50/60 Hz common						
Maximum Power Consumption		2.2 kW (AC220 V +/- 10 %) 2.4 kW (AC240 V +/- 10 %) Sleep mode: 0.5 W (AC230 V) Ready mode: 111 W (AC230 V)				2.2 kW (AC220 V +/- 10 %) 2.4 kW (AC240 V +/- 10 %) Sleep mode: 0.5 W (AC230 V) Ready mode: 75 W (AC230 V)	
Dimensions		W 663 x D 793 x H 1169 mm			W 663 x D 723 x H 1141 mm		
Weight ⁸		154 kg		4 Tray Model: 133 kg Tandem Tray Model: 144 kg			

¹ Embedded Plug-ins / Custom Services are enabled as factory default. You can change the settings if needed.

² Up to A3 size.

³ It is recommended to use Fuji Xerox recommended paper. Correct print output may not be possible depending on the requirement.

⁴ A4 LEF / Monochrome priority mode.

⁵ A4 LEF / Colour priority mode.

⁶ This unit is ppm. The speed may be reduced due to the image quality adjustment.

⁷ 64gsm paper.

⁸ Excluding Toner Cartridge.

Print Function

Item	Description
Type	Built-in type
Continuous Print Speed ¹	Same as the Basic Specifications / Copy Function
Printing Resolution	Standard [PCL Driver] Standard: 1200 x 2400 dpi, High Quality: 1200 x 2400 dpi, High Resolution: 1200 x 1200 dpi Optional [Adobe® PostScript® 3™ Driver] High Speed (Standard): 600 x 600 dpi, High Quality: 1200 x 2400 dpi, High Resolution: 1200 x 1200 dpi
Page Description Language	Standard PCL 5 / PCL 6 Optional Adobe® PostScript® 3™
Supported Operating System ²	Standard [PCL Driver] Windows 10 (32 bit / 64 bit), Windows 8.1 (32 bit / 64 bit), Windows Server 2019 (64 bit), Windows Server 2016 (64 bit), Windows Server 2012 R2 (64 bit), Windows Server 2012 (64 bit) [Mac OS X Driver] macOS 10.15 / 10.14 / 10.13 / 10.12, OS X 10.11 Optional [Adobe® PostScript® 3™ Driver] Windows 10 (32 bit / 64 bit), Windows 8.1 (32 bit / 64 bit), Windows Server 2019 (64 bit), Windows Server 2016 (64 bit), Windows Server 2012 R2 (64 bit), Windows Server 2012 (64 bit) macOS 10.15 / 10.14 / 10.13 / 10.12, OS X 10.11
Interface	Standard Ethernet 1000BASE-T / 100BASE-TX / 10BASE-T, USB3.0 Optional Wireless LAN (IEEE 802.11 a / b / g / n / ac)

¹ The speed may be reduced due to the image quality adjustment.
The printing speed may be reduced depending on the document.

² Please refer to our official website for the latest supported OS.

Scan Function

Item	Description
Type	Colour Scanner
Scan Resolution	600 x 600 dpi, 400 x 400 dpi, 300 x 300 dpi, 200 x 200 dpi
Scan Speed	Same as the Scan Speed for the Duplex Automatic Document Feeder
Interface	Standard Ethernet 1000BASE-T / 100BASE-TX / 10BASE-T Optional Wireless LAN (IEEE 802.11 a / b / g / n / ac)

Fax Function (Optional)

Item	Description
Original Size	Max: A3, 11 x 17", Long document (Longest 600 mm)
Recording Paper Size	Max: A3, 11 x 17" Min: A5
Transmission Time	2 seconds and more but fewer than 3 seconds ¹
Transmission Mode	ITU-T G3
Applicable Lines	Telephone subscriber line, PBX, Fax communication (PSTN), Maximum 3 ports ² (G3-3 ports)

¹ When A4 size document with approximately 700 characters is transmitted in standard image-quality (8 x 3.85 lines/mm) and in high-speed mode (28.8 kbps or faster, JBIG). Only indicates the time for transmitting the image information and does not include the communication control time. The total communication time will vary depending on the contents of the document, the type of machine receiving the fax, and line condition.

² No. of FAX lines is up to 3 ports. Port refers to number of channels for FAX.

Duplex Automatic Document Feeder B1-PC

Item	Description	C5570	C4570	C3570	C3070
Original Size / Paper	Max: A3, 11 x 17"; Min: A5 ¹				
Weight	38 to 128 gsm (In Duplex: 50 to 128 gsm)				
Capacity ²	130 sheets				
Scan Speed ³	Copy (A4 LEF Simplex)	B/W: 55 ppm Colour: 55 ppm	B/W: 45 ppm Colour: 45 ppm	B/W: 35 ppm Colour: 35 ppm	B/W: 30 ppm Colour: 30 ppm
	Scan	B/W: 80 ppm, Colour: 80 ppm (1 pass, 2 sided scanning: B/W 154 ppm ⁴ , Colour 154 ppm ⁴) [Fuji Xerox Standard Paper (A4 LEF), 200 dpi, to Folder.]			

¹ The minimum custom size is 125 x 85 mm.

² 64 gsm paper.

³ The scanning speed varies depending on the documents.

⁴ 160 ppm for both B/W and colour when Quiet Mode is disabled.
This setting can be changed to suit the customer's usage.

Duplex Automatic Document Feeder C2-PC

Item	Description	C7070	C6570
Original Size / Paper	Max: A3, 11 x 17"; Min: A6 ¹		
Weight	38 to 200 gsm (In Duplex: 50 to 200 gsm)		
Capacity ²	250 sheets		
Scan Speed ³	Copy (A4 LEF Simplex)	B/W: 70 ppm Colour: 70 ppm	B/W: 65 ppm Colour: 65 ppm
	Scan	B/W: 135 ppm, Colour: 135 ppm (1 pass, 2 sided scanning: B/W 270 ppm, Colour 270 ppm) [Fuji Xerox Standard Paper (A4 LEF), 200 dpi, to Folder.]	

¹ The minimum custom size is 84 x 139.7 mm.

² 64 gsm paper.

³ The scanning speed varies depending on the documents.

HCF B1 (Optional)

Item	Description
Paper Size	A4 LEF, Letter LEF, JIS B5 LEF
Paper Weight	55 to 216 gsm
Feeding Capacity / Number of Tray*	2030 sheets x 1-tray
Dimensions	W 389 x D 610 x H 380 mm
Weight	29 kg

*80 gsm paper.

Envelope Tray (Optional)

Item	Description
Paper Size	DL LEF, ISO-C4, ISO-C5 LEF, ISO-C6 LEF, Commercial #10 LEF, Monarch 7.3/4 LEF Custom Size: 241 x 372 mm to 90 x 98 mm
Paper Weight	Envelope: 75 to 90 gsm, Postcard: 106 to 220 gsm
Feeding Capacity / Number of Tray*	50 sheets x 1-tray
Dimensions	W 620 x D 566 x H 87 mm
Weight	3 kg

*Commercial #10 paper.

Side Tray

Item	Description
Paper Capacity*	100 sheets
Dimensions	W 324 x D 567 x H 228 mm

*64 gsm paper.

Finisher-A2 (Optional)

Item	Description
Type	Sort (Offset available ^{*1}) / Stack (Offset available ^{*1})
Paper Size	Max: A3, 11 x 17"; Min: A5, Postcard (100 x 148 mm)
Paper Weight ^{*2}	52 to 256 gsm
Paper Capacity ^{*3}	Finishing Tray [Without Stapling] A4 LEF: 500 sheets, JIS B4: 250 sheets, A3 or larger: 200 sheets, Mixed Size Stacking ^{*4} : 250 sheets [With Stapling] 30 sets or A4 LEF: 500 sheets, JIS B4: 250 sheets, A3 or larger: 200 sheets, Mixed Size Stacking ^{*4} : 250 sheets
Staple	Capacity A4: 50 sheets (90 gsm or less) JIS B4 or larger: 30 sheets (90 gsm or less)
	Paper Size Max: A3, 11 x 17" Min: JIS B5 LEF
	Paper Weight 52 to 256 gsm
	Position Single stapling, Dual stapling
Dimensions	W 478 x D 461 x H 238 mm
Weight	11 kg

Note: The unit cannot be installed on ApeosPort C7070 / C6570.

*1 [No Offset] is selected by factory default. The settings can be changed according to the customer's use situation.

*2 Documents may not be printed correctly depending on usage conditions. (52 to 55 gsm)

*3 64 gsm paper.

*4 When larger size sheets are stacked on top of smaller size sheets: 250 sheets (when large size sheets are smaller than A3) / 200 sheets (when large size sheets are A3 or larger)
The same applies to when staple-free and stapled bindings are mixed or different stapling positions are mixed.

Finisher-B3 (Optional)

Item	Description
Type	Sort (Offset available ^{*1} / ^{*2}) / Stack (Offset available ^{*1} / ^{*2})
Paper Size ^{*3}	Max: A3, 11 x 17"; Min: A5
Paper Weight ^{*4}	52 to 300 gsm
Paper Capacity ^{*5}	[Without Stapling] A4: 2000 sheets, JIS B4 or larger: 1000 sheets, Mixed Size Stacking ^{*6} : 300 sheets [With Stapling] A4: 100 sets or 1000 sheets ^{*7} , JIS B4 or larger: 75 sets or 750 sheets [With Booklet Finishing ^{*8}] 50 sets or 600 sheets [With Fold ^{*9}] 500 sheets
Staple	Capacity Staple: 50 sheets (90 gsm or less)
	Paper Size Max: A3, 11 x 17"; Min: A5 LEF
	Paper Weight Staple: 52 to 256 gsm
	Position Single stapling, Dual stapling
Punch ^{*10}	Number of Holes 2-hole / 4-hole punch or 2-hole / 3-hole punch (US Specifications)
	Paper Size A3, 11 x 17", JIS B4 ^{*10} , A4 ^{*11} , A4 LEF, Letter ^{*11} , Letter LEF, JIS B5 ^{*11} , JIS B5 LEF ^{*10} , A5 ^{*11} , A5 LEF ^{*11}
	Paper Weight 52 to 220 gsm
Booklet Finishing ^{*8}	Capacity Saddle Staple: 15 sheets; Single Fold: 5 sheets
	Paper Size Max: A3, 11 x 17"; Min: A4, Letter
	Paper Weight Saddle Staple: 64 to 80 gsm ^{*12} , Single Fold: 64 to 105 gsm
Dimensions ^{*13}	W 592 x D 653 x H 1041 mm With Booklet Finisher: W 592 x D 673 x H 1079 mm
Weight	25 kg With Booklet Finisher: 35 kg

*1 The offset feature is set to disabled by factory default. The setting can be changed as necessary.

*2 Outputs whose weight is 257 gsm and more or width is less than 210 mm are delivered without offset stacking.

*3 Paper in the sizes larger than A3 or 11 x 17" or smaller than A5 are delivered to the Centre Tray.

*4 Documents may not be printed correctly depending on usage conditions. (52 to 55 gsm, 257 gsm and more)

*5 64 gsm paper.

*6 When larger size sheets are stacked on top of smaller size sheets.

*7 75 sets or 750 sheets with dual stapling.

*8 The Booklet Finishing function requires the optional Booklet Maker Unit for Finisher-B3. Make a crease allows you to fold easily. After a job with the Booklet Finishing function specified has been output, the next job may not be delivered until the sheets are removed from the output tray. Also, if larger size sheets are stacked on top of smaller size sheets after a job with the Booklet Finishing function specified has been run, the next job may not be delivered until the sheets are removed from the output tray.

*9 The Punch function requires the optional 2/4 Hole Punch Kit for Finisher-B3 or US 2/3 Hole Punch Kit for Finisher-B3.

*10 4-hole punch is not applicable.

*11 3-hole, 4-hole punch is not applicable.

*12 Covers can be up to 220 gsm (Extra Heavyweight).

*13 Inner connector within the body is excluded.

C3 Finisher / C3 Finisher with Booklet Maker (Optional)

Item	Description	
	C3 Finisher	C3 Finisher with Booklet Maker
Type	Output Tray Finishing Tray Booklet Tray	Sort / Stack Sort (Offset available) / Stack (Offset available) Sort / Stack
Paper Size	Output Tray Finishing Tray	Max: 12 x 19" (305 x 483 mm) Min: Postcard (100 x 148 mm) Max: 12 x 19" (305 x 483 mm) Min: JIS B5 LEF
Paper Weight	Output Tray Finishing Tray	52 to 300 gsm ^{*1} 52 to 300 gsm ^{*1}
Paper Capacity ^{*2}	Output Tray Finishing Tray	500 sheets (A4) [Without Stapling] A4: 3000 sheets, JIS B4 or larger: 1500 sheets, Mixed Size Stacking ^{*3} : 300 sheets [With Stapling] A4: 200 sets or 3000 sheets, JIS B4 or larger: 100 sets or 1500 sheets, Mixed Size Stacking ^{*3} : 70 sets or 200 sheets
	Booklet Tray	[Without Stapling] A4: 1500 sheets, JIS B4 or larger: 1500 sheets, Mixed Size Stacking ^{*3} : 300 sheets [With Stapling] A4: 200 sets or 1500 sheets, JIS B4 or larger: 100 sets or 1500 sheets, Mixed Size Stacking ^{*3} : 70 sets or 200 sheets 20 sets ^{*4}
Staple	Capacity Paper Size Paper Weight Position	50 sheets (90 gsm or less) ^{*5} Max: A3, 11 x 17" Min: JIS B5 LEF 52 to 300 gsm Single stapling, Dual stapling
Punch ^{*6}	Number of Holes Paper Size Paper Weight	2-hole / 4-hole punch or 2-hole / 3-hole punch (US Specifications) A3, 11 x 17", JIS B4, A4 ^{*7} , A4 LEF, Letter ^{*7} , Letter LEF, JIS B5 LEF, 7.25 x 10.5" (184 x 267 mm) LEF, 8 x 10" (203 x 254 mm), 8 x 10" (203 x 254 mm) LEF, 16K (194 x 267 mm) LEF, Cover A4 (223 x 297 mm) LEF, 9 x 11" (229 x 279 mm) LEF, 215 x 315 mm, 8.5 x 13" (216 x 330 mm), Legal, 11 x 15" (279 x 381 mm), 8K (267 x 388 mm) 52 to 220 gsm
Booklet Finishing	Capacity Paper Size Paper Weight	- Saddle Staple: 16 sheets (90 gsm or less) ^{*8} Single Fold: 5 sheets (90 gsm or less) ^{*8} Max: SRA3 (320 x 450 mm), 12 x 18" (305 x 457 mm) Min: JIS B5 Saddle Staple: 60 to 300 gsm Single Fold: 60 to 300 gsm
Dimensions ^{*9}		W 730 x D 589 x H 1056 mm When Folder Unit CD1 is installed: W 965 x D 726 x H 1056 mm W 790 x D 589 x H 1056 mm When Folder Unit CD1 is installed: W 1025 x D 726 x H 1056 mm
Weight		49 kg When Folder Unit CD1 is installed: 101 kg 66 kg When Folder Unit CD1 is installed: 118 kg

Note: Transport Unit H3 is required.

*1 52 to 55 gsm output paper may not be aligned properly depending on the paper type.

*2 64 gsm paper.

*3 When larger size sheets are stacked on top of smaller size sheets.

*4 When the output paper size is the same.

*5 Up to 65 sheets can be stapled when the C3 Finisher Staple Unit 65 Sheets is installed. However, depending on the paper type, incorrect stapling such as uneven edge alignment of sets may occur.

*6 Optional.

*7 3-hole punch is not applicable.

*8 The maximum number of sheets varies depending on the paper weight. Booklet may not be tightly closed depending on the size or type of the paper.

*9 Inner connector within the body is excluded.

Folder Unit CD1 (Optional)

Item	Description
Z Fold	Paper Size A3, 11 x 17", JIS B4
Half Sheet	Paper Weight 60 to 90 gsm
Tri-fold	Paper Size A4, Letter Paper Weight 60 to 90 gsm Paper Capacity ^{*1} 40 sheets
Power Supply	AC220-240 V +/- 10%, 0.6 A, 50/60 Hz common ^{*2}
Maximum Power Consumption	144 W (AC220-240 V +/- 10%)
Dimensions	W 232 x D 726 x H 991 mm
Weight	53 kg

Note: Optional of C3 Finisher / C3 Finisher with Booklet Maker.

*1 64 gsm paper.

*2 Power supply separate from the main unit is required.

Notes

- 1) If the storage media (such as hard disk drives) of the base unit fail, loss of received data, accumulated data, registered setting data, etc. may occur. In no event shall Fuji Xerox be liable for any damages whatsoever arising from loss of data.
- 2) Functional spare parts will be available for at least 7 years after the product is no longer manufactured.

Options

Description	Item Code
APC30/35/45/55/65/7070 Postscript Kit	A-C30-70700K
APC30/35/45/55/65/7070 Advanced Scan Kit	A-C30-70700Z
APC30/35/45/55/65/7070 Embedded IC Card Reader B	A-C30-70700X
APC30/35/45/55/65/7070 External IC Card Reader B	A-C30-70700Y
APC30/35/45/55/65/7070 Xpress Follow U Print	A-C30-7070AD
APC30/35/45/55/65/7070 USB Memory Kit	A-C30-70700L
APC30/35/45/55/65/7070 Data Overwrite Kit	A-C30-7070AA
APC30/35/45/55/65/7070 Wireless Network Kit	A-C30-7070AG
APC30/35/45/55/65/7070 Fax Upgrade	A-C30-70700B
APC30/35/45/55/65/7070 2Nd Fax Line	A-C30-70700C
APC30/35/45/55/65/7070 3Rd Fax Line	A-C30-70700D
APC30/35/45/55/65/7070 IP Fax [Sip] Kit	A-C30-70700W
APC30/35/45/55/65/7070 C3 Finisher	A-C30-7070AM
APC30/35/45/55/65/7070 Finisher C3 With Booklet	A-C30-7070AH
APC30/35/45/55/65/7070 2/4 Hole Punch For Fin-C3	A-C30-7070AI
APC30/35/45/55/65/7070 2/3 Hole Punch For Fin-C3	A-C30-7070AJ
APC30/35/45/55/65/7070 Folder Unit CD1 For Fin-C3	A-C30-7070AK
APC30/35/45/55/65/7070 C3 Finisher Staple Unit 65 sheets	A-C30-7070AN
APC30/35/45/55/65/7070 Finisher-B3	A-C30-7070OG
APC30/35/45/55/65/7070 Booklet Maker For Fin-B3	A-C30-7070OH
APC30/35/45/55/65/7070 2/4 Hole Punch For Fin-B3	A-C30-7070OI
APC30/35/45/55/65/7070 2/3 Hole Punch For Fin-B3	A-C30-7070OJ
APC30/35/45/55/65/7070 Finisher-A2	A-C30-7070OF
APC30/35/45/55/65/7070 External Access Kit	A-C30-7070OA
APC30/35/45/55/65/7070 Secondary Ethernet Kit	A-C30-7070AB
APC30/35/45/55/65/7070 Paperless Fax Delivery Kit	A-C30-7070AF
APC30/35/45/55/65/7070 Network Accounting Kit	A-C30-7070OO
APC30/35/45/55/65/7070 High Capacity Feeder HCF B1	A-C30-7070AL
APC30/35/45/55/65/7070 Long Paper Inserter (320mm)	A-C30-7070OM
APC30/35/45/55/65/7070 Envelope Tray	A-C30-7070ON
APC30/35/45/55/65/7070 Copy Management Expansion Kit	A-C30-7070OP
APC30/35/45/55/65/7070 Secure Watermark Kit	A-C30-7070OQ
APC30/35/45/55/65/7070 Image Log PCL (AP Only)	A-C30-7070OR
APC30/35/45/55/65/7070 Image Log Postscript (AP Only)	A-C30-7070OS
APC30/35/45/55/65/7070 Wing Table	A-C30-7070OT
APC30/35/45/55/65/7070 Full Stack Sensor	A-C30-7070OU
APC30/35/45/55/65/7070 Multi-Language Font Kit	A-C30-7070OV
APC30/35/45/55/65/7070 USB Hub	A-C30-7070AC
APC30/35/45/55/65/7070 Xpress eFiling	A-C30-7070AE

Consumables / Supplies

Consumable	Item Code	Yield (sheets)
Toner Cartridge Black	CT202634	36,000
Toner Cartridge Cyan	CT202635	21,000
Toner Cartridge Magenta	CT202636	21,000
Toner Cartridge Yellow	CT202637	21,000
Drum Cartridge	CT351105	B/W: 270,000*1 Colour: 250,000*1
Waste Toner Container (ApeosPort C3070/C3570/C4570/C5570)	CWAA0901	83,000
Waste Toner Container (ApeosPort C6570/C7070)	CWAA0902	83,000

*1 ApeosPort C7070, average 11 pages copied at one time.
The drum cartridge yield varies depending on multifunction printer model and average number of pages copied at one time.

Apple, iPhone, AirPrint, iPad, iPad Air, iPad Pro, iPod touch, and Mac are trademarks of Apple Inc., registered in the U.S. and other countries. All product names and company names mentioned in this brochure are trademarks or registered trademarks of their respective companies. The product specifications, appearance and other details in this brochure are subject to change without notice for improvements. The available model varies depending on the country/region. Please ask the sales representatives for details.

Reproduction Prohibitions Please note that reproduction of the following is prohibited by law : Domestic and foreign currencies, government-issued securities, and national bonds and local bond certificates. Unused postage stamps, post cards, etc. Certificate stamps stipulated by law. Reproducing works forming the subject matter of copyright (literary works, musical works, paintings, engravings, maps, cinematographic works, drawings, photographic works, etc.) is not permitted unless the reproduction is for the purpose of personal use, family use or other similar uses within a limited circle.

For Your Safety
Before using the product, read the Instruction Manual carefully for proper use. Use the product with the power source and voltage specified. Be sure to establish ground connection. Otherwise, electronic shock may result in the case of a failure or short circuit.

fujifilm.com/fbhc

FUJIFILM

FUJIFILM Business Innovation Hong Kong Limited

11/F, 12 Taikoo Wan Road, Taikoo Shing, Hong Kong
Tel. +852 2513 2888 Fax. +852 2560 6433

Customer Support Center

Hong Kong Tel. +852 2513 2513 Fax. +852 2513 2518
Macau Tel. +853 2855 8008 Fax. +853 2857 4996
Email: shm-fbhc-csc@fujifilm.com

FUJIFILM BI Hong Kong



This catalog includes Fuji Xerox product(s), licensed from Xerox Corporation. The distributor of the product(s) is FUJIFILM Business Innovation Corp. Xerox, Xerox and Design, as well as Fuji Xerox and Design are registered trademarks or trademarks of Xerox Corporation in Japan and/or other countries.

Apeos, ApeosPrint are registered trademarks or trademarks of FUJIFILM Business Innovation Corp. FUJIFILM and FUJIFILM logo are registered trademarks or trademarks of FUJIFILM Corporation.

FUJI XEROX

The information is as of April, 2021.