

Advantage

Take Advantage of this Federal Assistance Program

The digitization of education represents a fundamental shift in how students learn, how teachers and students collaborate and how districts collect and use data to improve performance.

But it can't happen without the right support. Support in terms of the IT infrastructure that allows your network to run uninterrupted, securely and with remote visibility. And support from a team of specialists to help you configure start-up and maintain the systems your network depends on.

Through the federally funded E-rate program, K-12 public and non-profit schools are eligible to receive discounts between 20-85% on Vertiv™ UPS, power distribution, and racks/enclosures.

What is E-Rate?

E-Rate (also known as the Schools and Library Program of the Universal Service Fund) is a life-saver and budget extender for many schools trying to keep up with telecom and internet technology.

Eligible participants include public and most non-profit K-12 schools as well as all public and many private libraries. Program participants must carry out a competitive bidding process to select the most single line vs. across two lines companies to

provide the goods and/or services requested. Program participants may request funding in five categories of service: Telecommunications, Telecommunications Services, Internet Access, Internal Connections, and Basic Maintenance of Internal Connections. Discounts for support depend on the level of poverty and the urban/rural status of the population served.

E-Rate Eligible Products

Uninterruptible Power Supply (UPS)



*Liebert® PSA5 UPS
Line-interactive Micro-Tower, 500-1,500VA*



*Liebert® PSI5 UPS
Line-interactive Rack/Tower, 800-5,000VA*




*Liebert® GXT5 online double conversion
Rack/Tower UPS, 500-10,000VA*



*Liebert® APS UPS
On-line Scalable Rack/Floor-Mount, 5-20kVA*

Vertiv is E-Rate Eligible

Rack Systems



Vertiv™ VR Rack



Vertiv™ DCE Rack

Rack PDU



Vertiv™ Geist™ Basic Rack PDU

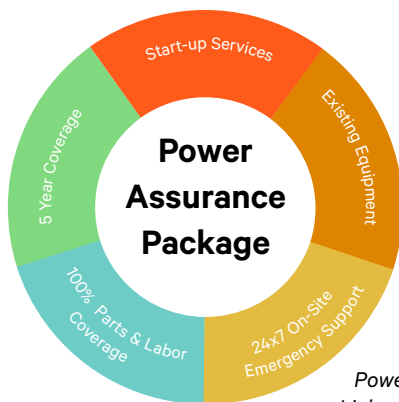


Vertiv™ Geist™ Switched Rack PDU



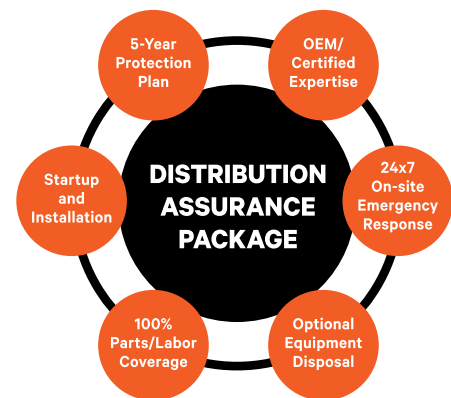
Vertiv™ Geist™ Monitored Rack PDU

Power Assurance Package



Power Assurance Package for Liebert® APS, Liebert® GXT5 or Liebert® PS15 UPS

Distribution Assurance Package



To learn more about the E-rate Program or to apply for the E-rate Program support, visit <http://www.usac.org>. For more information Vertiv solutions, visit Vertiv.com/eRate or talk to your preferred Vertiv partner.

SKUs Eligible for Discount

Vertiv™ Liebert® PSA5 UPS

Line-interactive Micro-Tower, 500-1,500 VA

Models	Power Rating	Input Voltage	Output Voltage	Input Connection	Output Receptacle	Unit Dimensions (WxDxH)	Unit Weight (lbs)
PSA5-500MT120	500VA / 300W	120V	120V	6 ft. attached with NEMA 5-15P	Battery Backed Outlets: (5) NEMA 5-15R Surge Only Outlets: (5) NEMA 5-15R	3.9 x 11.4 x 11 (99 x 289 x 280)	14.6 (6.6)
PSA5-700MT120	700VA / 420W	120V	120V	6 ft. attached with NEMA 5-15P	Battery Backed Outlets: (5) NEMA 5-15R Surge Only Outlets: (5) NEMA 5-15R	3.9 x 11.4 x 11 (99 x 289 x 280)	16.8 (7.6)
PSA5-1000MT120	1000VA / 600W	120V	120V	6 ft. attached with NEMA 5-15P	Battery Backed Outlets: (5) NEMA 5-15R Surge Only Outlets: (5) NEMA 5-15R	3.9 x 11.4 x 11 (99 x 289 x 280)	19.0 (8.6)
PSA5-1500MT120	1500VA / 900W	120V	120V	6 ft. attached with NEMA 5-15P	Battery Backed Outlets: (5) NEMA 5-15R Surge Only Outlets: (5) NEMA 5-15R	3.9 x 16.2 x 11 (99 x 412 x 280)	28.0 (12.7)

Vertiv™ Liebert® PSI5 UPS, 750-5,000VA Line Interactive AVR, Mini Tower, 1U and 2U Rack/Tower

Models	Power Rating	Input Voltage	Output Voltage	Efficiency	Wiring	Unit Dimensions (WxDxH)	Unit Weight (lbs)
PSI5-750MT120	750VA / 675W	Nominal: 120VAC / Range: 75-146VAC	120VAC (100/110/115/125VAC user-configurable)	Up to 97% (Normal Mode)	Input: 5-15P; Output: 5 x 5-15R	5.7 x 14.6 x 8.7	24.7 lbs
PSI5-1100MT120	1,100VA / 990W	Nominal: 120VAC / Range: 75-146VAC	120VAC (100/110/115/125VAC user-configurable)	Up to 97% (Normal mode)	Input: 5-15P; Output: 5 x 5-15R	5.7 x 14.6 x 8.7	26 lbs
PSI5-1500MT120	1,440VA / 1,350W	Nominal: 120VAC / Range: 75-146VAC	120VAC (100/110/115/125VAC user-configurable)	Up to 97% (Normal mode)	Input: 5-15P; Output: 5 x 5-15R	5.7 x 18.9 x 8.7	40.1 lbs
PSI5-1000RM1201U	1,000VA / 900W	Nominal: 120VAC / Range: 75-146VAC	120VAC (100/110/115/125VAC user-configurable)	Up to 98% (Normal mode)	Input: 5-15P; Output: 5 x 5-15R	17.2 x 17.7 x 1.7	36.4 lbs
PSI5-1500RM1201U	1,440VA / 1,350W	Nominal: 120VAC / Range: 75-146VAC	120VAC (100/110/115/125VAC user-configurable)	Up to 98% (Normal mode)	Input: 5-15P; Output: 5 x 5-15R	17.2 x 22.4 x 1.7	45.6 lbs

Liebert® PSI5 Lithium-Ion UPS

Models	Power Rating	Input Voltage	Output Voltage	Efficiency	Wiring	Unit Dimensions (WxDxH)	Unit Weight (lbs)
PSI5-1500MT120LI	1500VA / 1350W	Nominal: 120VAC / Range: 75 - 146VAC	120VAC (100/110/115 /125VAC user-configurable)	Up to 97.1% (Normal Mode)	Input: 5-15P; Output: 6 x 5-15R	6.3 x 15.6 x 8.7 (158 x 397 x 220)	27.9
PSI5-1500RT120LI	1500VA / 1350kW	Nominal: 120VAC / Range: 75-146VAC	120VAC (100/110/115 /125VAC user-configurable)	Up to 97.1% (Normal Mode)	Input: 5-15P; Output: 6 x 5-15R	17.2 x 16.2 x 3.4 (438 x 411 x 86)	28.3
PSI5-2200RT120LI	1920VA / 1920W	Nominal: 120VAC / Range: 75-146VAC	120VAC (100/110/115 /125VAC user-configurable)	Up to 97.1% (Normal Mode)	Input: L5-20P; Output: 6 x 5-20R, 1 x L5-20R	17.2 x 20.1 x 3.4 (438 x 510 x 86)	39.5
PSI5-3000RT120LI	3000VA / 2700W	Nominal: 120VAC / Range: 75-146VAC	120VAC (100/110/115/ 125VAC user-configurable)	Up to 97.3% (Normal Mode)	Input: L5-30P; Output: 6 x 5-20R, 1 x L5-30R	17.2 x 24.8 x 34 (438 x 630 x 86)	53.5

Vertiv™ Liebert® PSI5 Lithium-Ion UPS bundles with SNMP Card

Models	Power Rating	Input Voltage	Output Voltage	Efficiency	Wiring	Unit Dimensions (WxDxH)	Unit Weight (lbs)
PSI5-1500RT120LIN	1500VA / 1350W	Nominal: 120VAC / Range: 75-146VAC	120VAC (100/110/115 /125VAC user-configurable)	Up to 97.1% (Normal Mode)	Input: 5-15P; Output: 6 x 5-15R	17.2 x 16.2 x 3.4 (438 x 411 x 86)	28.3
PSI5-2200RT120LIN	1920VA / 1920W	Nominal: 120VAC / Range: 75-146VAC	120VAC (100/110/115 /125VAC user-configurable)	Up to 97.1% (Normal Mode)	Input: L5-20P; Output: 6 x 5-20R, 1 x L5-20R	17.2 x 20.1 x 3.4 (438 x 510 x 86)	39.5
PSI5-3000RT120LIN	3000VA / 2700W	Nominal: 120VAC / Range: 75-146VAC	120VAC (100/110/115/ 125VAC user-configurable)	Up to 97.3% (Normal Mode)	Input: L5-30P; Output: 6 x 5-20R, 1 x L5-30R	17.2 x 24.8 x 34 (438 x 630 x 86)	53.5

Liebert® PSI5 UPS

Line-interactive Rack/Tower, 800-5,000 VA

Models	Power Rating	Input Voltage	Output Voltage	Input Connection	Output Receptacle	Unit Dimensions (WxDxH)	Unit Weight (lbs)
PSI5-800RT120	800VA / 720W	100/110/115/120/125	100/110/115/120/125	NEMA 5-15	Not controllable: (3) NEMA5-15R Controllable: (3) NEMA5-15R	17.2 x 16.1 x 3.5 (438 x 410 x 88)	28.4
PSI5-1100RT120	1100VA / 990W	100/110/115/120/125	100/110/115/120/125	NEMA 5-15	Not controllable: (3) NEMA5-15R Controllable: (3) NEMA5-15R	17.2 x 16.1 x 3.5 (438 x 410 x 88)	29.5
PSI5-1500RT120	1500VA / 1350W	100/110/115/120/125	100/110/115/120/125	NEMA 5-15	Not controllable: (3) NEMA5-15R Controllable: (3) NEMA5-15R	17.2 x 20 x 3.5 (438 x 510 x 88)	42.6
PSI5-2200RT120	1920VA / 1920W	100/110/115/120/125	100/110/115/120/125	NEMA L5-20 std 5-20 adapter included	Not controllable: (3) NEMA5-15/20R, (1) NEMAL5-20R Controllable: (3) NEMA5-20R	17.2 x 24.8 x 3.5 (438 x 630 x 88)	59.1
PSI5-3000RT120	2880VA / 2700W	100/110/115/120/125	100/110/115/120/125	NEMA L5-30P	Not controllable: (3) NEMA5-15/20R, (1) NEMAL5-20R Controllable: (3) NEMA5-20R	17.2 x 24.8 x 3.5 (438 x 630 x 88)	70.8
PSI5-5000RT208	4250VA / 3825W	100/110/115/120/125	100/110/115/120/125	NEMA L6-30R	Not controllable: (3) L6-30R Controllable: (1) NEMAL6-30R	17.2 x 24.8 x 3.5 (438 x 630 x 88)	87.7

Liebert® PSI5 2U UPS bundle with Liebert® IS-UNITY-SNMP

Line-interactive Rack/Tower, 800-3,000VA

Models	Power Rating	Input Voltage	Output Voltage	Efficiency	Wiring	Unit Dimensions (WxDxH)	Unit Weight (lbs)
PSI5-800RT120N	800VA / 720W	Nominal: 120VAC / Range: 75-146VAC	120VAC (100/110/115/125VAC user-configurable)	Up to 96% (Normal Mode)	Input: 5-15P; Output: 6 x 5-15R	17.2 x 16.1 x 3.5 (438 x 410 x 88)	28.4
PSI5-1100RT120N	1100VA / 990W	Nominal: 120VAC / Range: 75-146VAC	120VAC (100/110/115/125VAC user-configurable)	Up to 96% (Normal Mode)	Input: 5-15P; Output: 6 x 5-15R	17.2 x 16.1 x 3.5 (438 x 410 x 88)	29.5
PSI5-1500RT120N	1500VA / 1350W	Nominal: 120VAC / Range: 75-146VAC	120VAC (100/110/115/125VAC user-configurable)	Up to 96% (Normal Mode)	Input: 5-15P; Output: 6 x 5-15R	17.2 x 20 x 3.5 (438 x 510 x 88)	42.6
PSI5-2200RT120N	2200VA / 1920W	Nominal: 120VAC / Range: 75-146VAC	120VAC (100/110/115/125VAC user-configurable)	Up to 96% (Normal Mode)	Input: L5-20P; Output: 6 x 5-15R, 1 x L5-20R	17.2 x 24.8 x 3.5 (438 x 630 x 88)	59.1
PSI5-3000RT120N	3000VA / 2700W	Nominal: 120VAC / Range: 75-146VAC	120VAC (100/110/115/125VAC user-configurable)	Up to 96% (Normal Mode)	Input: L5-30P; Output: 6 x 5-15R, 1 x L5-30R	17.2 x 24.8 x 3.5 (438 x 630 x 88)	70.8

Vertiv™ Liebert® GXT5 UPS

Online double conversion UPS Rack/Tower, 500-3,000 VA

Models	Power Rating	Input Voltage	Output Voltage	Efficiency	Wiring	Unit Dimensions (WxDxH)	Unit Weight (lbs)
GXT5-500LVRT2UXL	500VA / 500W	Typical: 120V / Range: 60-150V	110/115/120/125VAC; (user-configurable); ±3%	Up to 98% Active ECO Mode; up to 95% on-line mode	Input: NEMA 5-15P; Output: 5-15R × 6	16.9 x 15.7 x 3.4	37 lbs
GXT5-750LVRT2UXL	750VA / 750W	Typical: 120V / Range: 60-150V	110/115/120/125VAC; (user-configurable); ±3%	Up to 98% Active ECO Mode; up to 95% on-line mode	Input: NEMA 5-15P; Output: 5-15R × 6	16.9 x 15.7 x 3.4	37 lbs
GXT5-1000LVRT2UXL	1000VA / 1000W	Typical: 120V / Range: 60-150V	110/115/120/125VAC; (user-configurable); ±3%	Up to 98% Active ECO Mode; up to 95% on-line mode	Input: NEMA 5-15P; Output: 5-15R × 6	16.9 x 15.7 x 3.4	37 lbs
GXT5-1500LVRT2UXL	1500VA / 1350W	Typical: 120V / Range: 60-150V	110/115/120/125VAC; (user-configurable); ±3%	Up to 98% Active ECO Mode; up to 95% on-line mode	Input: NEMA 5-15P A; Output: 5-15R × 6	16.9 x 18.6 x 3.4	46.2 lbs
GXT5-2000LVRT2UXL	2000VA / 1800W	Typical: 120V / Range: 60-150V	110/115/120/125VAC; (user-configurable); ±3%	Up to 98% Active ECO Mode; up to 95% on-line mode	Input: NEMA L5-20P A; Output: L5-20R +5-20R × 6	16.9 x 18.5 x 3.4	47.5 lbs
GXT5-3000LVRT2UXL	3000VA / 2700W	Typical: 120V / Range: 60-150V	110/115/120/125VAC; (user-configurable); ±3%	Up to 98% Active ECO Mode; up to 95% on-line mode	Input: NEMA L5-30P; Output: L5-30R +5-20R × 6	16.9 x 21.3 x 3.4	66 lbs

External Battery Cabinet

GXT5-EBC36VRT2U						16.9 x 15.8 x 3.4	48.4 lbs
GXT5-EBC48VRT2U						16.9 x 18.6 x 3.4	57.3 lbs
GXT5-EBC72VRT2U						16.9 x 21.3 x 3.4	85.8 lbs

Vertiv™ Liebert® GXT5 UPS bundle with Liebert® RDU101

Online double conversion UPS Rack/Tower, 500-3,000 VA

Models	Power Rating	Input Voltage	Output Voltage	Efficiency	Wiring	Unit Dimensions (WxDxH)	Unit Weight (lbs)
GXT5-500LVRT2UXLN	500VA / 500W	Typical: 120V / Range: 60-150V	110/115/120/125VAC; (user-configurable); ±3%	Up to 98% Active ECO Mode; up to 95% on-line mode	Input: NEMA 5-15P; Output: 5-15R × 6	16.9 x 15.7 x 3.4	37 lbs
GXT5-750LVRT2UXLN	750VA / 750W	Typical: 120V / Range: 60-150V	110/115/120/125VAC; (user-configurable); ±3%	Up to 98% Active ECO Mode; up to 95% on-line mode	Input: NEMA 5-15P; Output: 5-15R × 6	16.9 x 15.7 x 3.4	37 lbs
GXT5-1000LVRT2UXLN	1000VA / 1000W	Typical: 120V / Range: 60-150V	110/115/120/125VAC; (user-configurable); ±3%	Up to 98% Active ECO Mode; up to 95% on-line mode	Input: NEMA 5-15P; Output: 5-15R × 6	16.9 x 15.7 x 3.4	37 lbs
GXT5-1500LVRT2UXLN	1500VA / 1350W	Typical: 120V / Range: 60-150V	110/115/120/125VAC; (user-configurable); ±3%	Up to 98% Active ECO Mode; up to 95% on-line mode	Input: NEMA 5-15P A; Output: 5-15R × 6	16.9 x 18.6 x 3.4	46.2 lbs
GXT5-2000LVRT2UXLN	2000VA / 1800W	Typical: 120V / Range: 60-150V	110/115/120/125VAC; (user-configurable); ±3%	Up to 98% Active ECO Mode; up to 95% on-line mode	Input: NEMA L5-20P A; Output: L5-20R +5-20R × 6	16.9 x 18.5 x 3.4	47.5 lbs
GXT5-3000LVRT2UXLN	3000VA / 2700W	Typical: 120V / Range: 60-150V	110/115/120/125VAC; (user-configurable); ±3%	Up to 98% Active ECO Mode; up to 95% on-line mode	Input: NEMA L5-30P; Output: L5-30R +5-20R × 6	16.9 x 21.3 x 3.4	66 lbs

Vertiv is E-Rate Eligible

Vertiv™ Liebert® GXT5 UPS, 3,000-20,000VA 208VAC UPS

Line-interactive Rack/Tower, 800-3,000VA

Models	Power Rating	Input Voltage	Output Voltage	Efficiency	Wiring	Height	Width	Depth	Weight
GXT5-3KL620RT2UXL, Liebert® GXT5	3,000VA / 2,700W	208 VAC nominal; variable based on output load	208 VAC	Up to 98% Active ECO Mode; up to 95% on-line mode	Input: L6-20P; Ouput: 2 x L6-15R and 2 x L6-20R	3.4 in	16.9 in	21.3 in	65.1 lb
GXT5-3KL630RT2UXL, Liebert® GXT5	3,000VA / 3,000W	208 VAC nominal; variable based on output load	208 VAC	Up to 98% Active ECO Mode; up to 95% on-line mode	Input: L6-30P; Ouput: 2 x L6-15R and 2 x L6-30R	3.4 in	16.9 in	21.3 in	65.1 lb
GXT5-5000MVRT4UXLN, Liebert® GXT5	5,000VA / 5,000W	Typical: 208VAC / Range: 176-280VAC	208/120VAC (user- configurable)	Up to 98% Active ECO Mode; up to 95% on-line mode	Hardwired in/ out; Optional PODs available	6.8 in	16.9 in	25.6 in	125.6 lb
GXT5-6000MVRT4UXLN, Liebert® GXT5	6,000VA / 6,000W	Typical: 208VAC / Range: 176-280VAC	208/120VAC (user- configurable)	Up to 98% Active ECO Mode; up to 95% on-line mode	Hardwired in/ out; Optional PODs available	6.8 in	16.9 in	25.6 in	125.6 lb
GXT5-8000MVRT6UXLN, Liebert® GXT5	8,000VA / 8,000W	Typical: 208VAC / Range: 176-280VAC	208/120VAC (user- configurable)	Up to 98% Active ECO Mode; up to 95% on-line mode	Hardwired in/ out; Optional PODs available	10.2 in	16.9 in	25.6 in	224.8 lb
GXT5-10KMVRT6UXLN, Liebert® GXT5	10,000VA / 10,000W	Typical: 208VAC / Range: 176-280VAC	208/120VAC (user- configurable)	Up to 98% Active ECO Mode; up to 95% on-line mode	Hardwired in/ out; Optional PODs available	10.2 in	16.9 in	25.6 in	224.8 lb
GXT5-15KMVRT11UXLN, Vertiv™ Liebert® GXT5 UPS Online UPS Rack/Tower	15,000VA / 15,000W	Typical: 208VAC / Range: 176-280VAC	208/120VAC (user-configurable)	Up to 98% Active ECO Mode; up to 95% on-line mode	Hardwired in/ out; Optional PODs available	19.0 in	16.9 in	26.7 in	396.6 lbs
GXT5-20KMVRT11UXLN, Vertiv™ Liebert® GXT5 UPS Online UPS Rack/Tower	20,000VA / 20,000W	Typical: 208VAC / Range: 176-280VAC	208/120VAC (user-configurable)	Up to 98% Active ECO Mode; up to 95% on-line mode	Hardwired in/ out; Optional PODs available	19.0 in	16.9 in	26.7 in	396.6 lbs
GXT5-5000HVRT5UXLN, Liebert® GXT5	5,000VA / 5,000W	Typical: 208VAC / Range: 176-288VAC	200/208/220/230/240 VAC (user-configurable)	Up to 98% Active ECO Mode; up to 95% on-line mode	Hardwired in/ out + Output: 2x L6-20R, 2 x L6-30R	8.5 in	16.9 in	24.8 in	156.7 lb
GXT5-6KL630RT5UXLN, Liebert® GXT5	4,900 VA / 4,600 W	Typical: 208VAC / Range: 175-280 VAC	200/208/220/230/240 VAC (user-configurable)	Up to 98% Active ECO Mode; up to 95% on-line mode	Input: L6-30P; Output: 2 x L6-20R and 2 x L6-30R	8.5 in	16.9 in	23.6 in	149.1 lb
GXT5-8000HVRT5UXLN, Liebert® GXT5	8,000VA / 8,000W	Typical: 208VAC / Range: 176-288VAC	200/208/220/230/240 VAC (user-configurable)	Up to 98% Active ECO Mode; up to 95% on-line mode	Hardwired in/ out + Output: 2 x L6-20R, 2 x L6-30R	8.5 in	16.9 in	24.8 in	164.2 lb
GXT5-10KHVRT5UXLN, Liebert® GXT5	10,000VA / 10,000W	Typical: 208VAC / Range: 176-288VAC	200/208/220/230/240 VAC (user-configurable)	Up to 98% Active ECO Mode; up to 95% on-line mode	Hardwired in/ out + Output: 2 x L6-20R, 2 x L6-30R	8.5 in	16.9 in	24.8 in	166.4 lbs
GXT5-EBC72VRT2U, Liebert® External Battery for 72V Liebert® GXT5 UPS (3kVA)						3.4 in	16.9 in	15.8 in	48.4 lbs
GXT5-EBC144VRT2U, Liebert® External Battery for 144V Liebert® GXT5 UPS						3.4 in	16.9 in	26.8 in	81.6 lbs
GXT5-EBC288VRT4U, Liebert® External Battery for 288V Liebert						6.8 in	16.9 in	26.8 in	189.6 lb

Liebert® APS

Online Scalable Rack/Floor-Mount, 5-20 kVA

EPA models	Product	kVA Rating	Input Volts 50 - 60Hz	Power Factor	Output Power, kW	Model Number
Liebert® APS UPS 200-240V input, 200-240V output	Liebert® APS 15 kVA rated, 10 bay Frame, 1PH Transformer-Free	5	200-240	0.9	4.5	AS1A* or ASAA*
	Liebert APS 15 kVA rated, 10 bay Frame, 1PH Transformer-Free	10	200-240	0.9	9.0	AS1B* or ASAB*
	Liebert APS 15 kVA rated, 10 bay Frame, 1PH Transformer-Free	15	200-240	0.9	13.5	AS1C* or ASAC*
	Liebert® APS 20 kVA rated, 16 bay Frame, 1PH Transformer-Free	5	200-240	0.9	4.5	AS2A* or ASBA*
	Liebert APS 20 kVA rated, 16 bay Frame, 1PH Transformer-Free	10	200-240	0.9	9.0	AS2B* or ASBB*
	Liebert APS 20 kVA rated, 16 bay Frame, 1PH Transformer-Free	15	200-240	0.9	13.5	AS2C* or ASBC*
	Liebert APS 20 kVA rated, 16 bay Frame, 1PH Transformer-Free	20	200-240	0.9	18.0	AS2D* or ASBD*
Liebert® APS UPS 200-240V input, 200/100-240/120V output	Liebert® APS 15 kVA rated, 12 bay Frame, 1PH Transformer-Based	10	200-240	0.9	9.0	AS3B* or ASCB*
	Liebert APS 15 kVA rated, 12 bay Frame, 1PH Transformer-Based	15	200-240	0.9	13.5	AS3C* or ASCC*
	Liebert® APS 20 kVA rated, 16 bay Frame, 1PH Transformer-Based	10	200-240	0.9	9.0	AS4B* or ASDB*
	Liebert APS 20 kVA rated, 16 bay Frame, 1PH Transformer-Based	15	200-240	0.9	13.5	AS4C* or ASDC*
	Liebert APS 20 kVA rated, 16 bay Frame, 1PH Transformer-Based	20	200-240	0.9	18.0	AS4D* or ASDD*
Liebert® APS UPS 200/100-240/120V input, 200/100-240/120V output	Liebert® APS 15 kVA rated, 10 bay Frame, 2PH Transformer-Free	5	200-240	0.9	4.5	AS5A* or ASEA*
	Liebert APS 15 kVA rated, 10 bay Frame, 2PH Transformer-Free	10	200-240	0.9	9.0	AS5B* or ASEB*
	Liebert APS 15 kVA rated, 10 bay Frame, 2PH Transformer-Free	15	200-240	0.9	13.5	AS5C* or ASEC*
	Liebert® APS 20 kVA rated, 16 bay Frame, 2PH Transformer-Free	5	200-240	0.9	4.5	AS6A* or ASFA*
	Liebert APS 20 kVA rated, 16 bay Frame, 2PH Transformer-Free	10	200-240	0.9	9.0	AS6B* or ASFB*
	Liebert APS 20 kVA rated, 16 bay Frame, 2PH Transformer-Free	15	200-240	0.9	13.5	AS6C* or ASFC*
	Liebert APS 20 kVA rated, 16 bay Frame, 2PH Transformer-Free	20	200-240	0.9	18.0	AS6D* or ASFD*

Liebert® Foundation Hinged Body Rack

Models	U Height	Height mm (inches)	Width mm (inches)	Depth mm (inches)
202637G2	12	609.6 (24")	609.6 (24")	609.6 (24")
202637G1	12	609.6 (24")	609.6 (24")	304.8 (12")

Vertiv™ VR Complete Rack

Part Number	U	Height mm (inches)*	Width mm (inches)*	Depth mm (inches)*
VR3100	42	2000 (78.6")	600 (23.6")	1100 (43.3")
VR3100SP	42	2000 (78.6")	600 (23.6")	1100 (43.3")
VR3100TAA	42	2000 (78.6")	600 (23.6")	1100 (43.3")
VR3300	42	2000 (78.6")	600 (23.6")	1200 (47.8")
VR3300SP	42	2000 (78.6")	600 (23.6")	1200 (47.8")
VR3300TAA	42	2000 (78.6")	600 (23.6")	1200 (47.8")
VR3150	42	2000 (78.6")	800 (31.5")	1100 (43.3")
VR3150SP	42	2000 (78.6")	800 (31.5")	1100 (43.3")
VR3150TAA	42	2000 (78.6")	800 (31.5")	1100 (43.3")
VR3350	42	2000 (78.6")	800 (31.5")	1200 (47.8")
VR3350SP	42	2000 (78.6")	800 (31.5")	1200 (47.8")
VR3350TAA	42	2000 (78.6")	800 (31.5")	1200 (47.8")
VR3107	48	2265 (89.2")	600 (23.6")	1100 (43.3")
VR3107SP	48	2265 (89.2")	600 (23.6")	1100 (43.3")
VR3107TAA	48	2265 (89.2")	600 (23.6")	1100 (43.3")
VR3307	48	2265 (89.2")	600 (23.6")	1200 (47.8")
VR3307SP	48	2265 (89.2")	600 (23.6")	1200 (47.8")
VR3307TAA	48	2265 (89.2")	600 (23.6")	1200 (47.8")
VR3157	48	2265 (89.2")	800 (31.5")	1100 (43.3")
VR3157SP	48	2265 (89.2")	800 (31.5")	1100 (43.3")
VR3157TAA	48	2265 (89.2")	800 (31.5")	1100 (43.3")
VR3357	48	2265 (89.2")	800 (31.5")	1200 (47.8")
VR3357SP	48	2265 (89.2")	800 (31.5")	1200 (47.8")
VR3357TAA	48	2265 (89.2")	800 (31.5")	1200 (47.8")
VR3105	45	2131 (83.9")	600 (23.6")	1100 (43.3")
VR3305	45	2131 (83.9")	600 (23.6")	1200 (47.8")

* Nominal dimensions, reference submittal drawings for exact dimensions
 VRXXXXSP ship with 2000 lb. rated shock packaging
 VRXXXXTAA are TAA Compliant

Vertiv™ DCE Optimized Rack Systems

Models	U Height	Height (in / mm)	Width (in / mm)	Depth (in / mm)	Weight (lbs / kgs)
E24611	24U	47.2 in / 1200 mm	23.6 in / 600 mm	43.3 in / 1100 mm	275 lbs / 125 kgs
E42611	42U	78.1 in / 2000 mm	23.6 in / 600 mm	43.3 in / 1100 mm	398 lbs / 181 kgs
E42612	42U	78.1 in / 2000 mm	23.6 in / 600 mm	47.3 in / 1200 mm	417 lbs / 189 kgs
E42711	42U	78.1 in / 2000 mm	27.55 in / 700 mm	43.3 in / 1100 mm	429 lbs / 194.59 kgs
E42712	42U	78.74 in / 2000 mm	27.55 in / 700 mm	47.24 in / 1200 mm	429 lbs / 194.59 kgs
E42811	42U	78.74 in / 2000 mm	31.49 in / 800 mm	43.3 in / 1100 mm	445 lbs / 201.849 kgs
E42812	42U	78.74 in / 2000 mm	31.49 in / 800 mm	47.24 in / 1200 mm	473 lbs / 214.549 kgs
E45611	45U	84 in / 2136 mm	23.6 in / 600 mm	43.3 in / 1100 mm	426 lbs / 193.230 kgs
E45612	45U	84 in / 2136 mm	23.6 in / 600 mm	47.3 in / 1200 mm	442 lbs / 200.488 kgs
E45711	45U	84in / 2136mm	27.55in / 700mm	43.3in / 1100mm	450 lbs / 204.117 kg
E45712	45U	84 in / 2136 mm	27.55 in / 700 mm	47.24 in / 1200 mm	466 lbs / 211.374 kgs
E45811	45U	84 in / 2136 mm	31.49 in / 800 mm	43.3 in / 1100 mm	478 lbs / 216.817 lbs
E45812	45U	84 in / 2136 mm	31.49 in / 800 mm	47.3 in / 1200 mm	496 lbs / 224.98 kgs
E48611	48U	89.35 in / 2269 mm	23.6 in / 600 mm	43.3 in / 1100 mm	446 lbs / 202.30 kgs
E48612	48U	89.35 in / 2269 mm	23.6 in / 600 mm	47.3 in / 1200 mm	462 lbs / 209.56 kgs
E48711	48U	89.35 in / 2269 mm	27.55 in / 700 mm	43.3 in / 1100 mm	471 lbs / 213.64 kgs
E48712	48U	89.35 in / 2269 mm	27.55 in / 700 mm	47.24 in / 1200 mm	503 lbs / 228.16 kgs
E48811	48U	89.35 in / 2269 mm	31.49 in / 800 mm	43.3 in / 1100 mm	501 lbs / 227.25 kgs
E48812	48U	89.35 in / 2269 mm	31.49 in / 800 mm	47.3 in / 1200 mm	534 lbs / 242.22 kgs

Vertiv™ Geist™ Rack PDU

Model	PDU Type	PDU Sub-Type	Horizontal / Vertical	Volts	Amps	Max kW	Plug Type	Receptacle QTY / Type	Breaker
VP9562	Basic	Standard	H	120V	15A	1.4kW	5-15P	(10) 5-15R	Y
VP9563	Basic	Standard	H	120V	20A	1.9kW	5-20P	(10) 5-20R	Y
VP9571A	Basic	Standard	H	208V	30A	4.9kW	L6-30P	(12) C13	Y
VP7541	Basic	Standard	V	208V	30A	4.9kW	L6-30P	(20) C13 / (4) C19	Y
VP9567	Basic	Standard	V	120V	15A	1.4kW	5-15P	(14) 5-15R	Y
VP8841	Monitored	Unit Level	V	208V	30A	4.9kW	L6-30P	(36) C13 / (6) C19	Y
VP8832	Monitored	Unit Level	V	120V	30A	2.8kW	L5-30P	(24) 5-20R	Y
VP8830	Monitored	Unit Level	V	120V	20A	1.9kW	L5-20P	(24) 5-20R	
VP8865	Monitored	Unit Level	V	120/208V WYE	30A	8.6kW	L21-30P	(36) C13 / (6) C19 / (2) 5-20R	Y
VP8866	Monitored	Unit Level	V	208V DELTA	60A	17.2kW	3P+E (IP44)	(12) C13 / (12) C19	Y
VP8867	Monitored	Unit Level	V	208V DELTA	60A	17.2kW	3P+E (IP44)	(30) C13	Y
VP7811B	Monitored	Unit Level	H	208V	30A	4.9kW	L6-30P	(12) C13 / (4) C19	Y
VP8868	Monitored	Unit Level	V	208V DELTA	35A	10.0kW	3P+E CA	(36) C13 / (6) C19	Y
VP8941	Switched	Unit Level Monitoring	V	208V	30A	4.9kW	L6-30P	(20) U-Lock C13 / (4) U-Lock C19	Y
VP8641	Switched	Outlet Level Monitoring	V	208V	30A	4.9kW	L6-30P	(20) U-Lock C13 / (4) U-Lock C19	Y
VP8932	Switched	Unit Level Monitoring	V	120V	30A	2.8kW	L5-30P	(24) 5-20R	Y
VP8930	Switched	Unit Level Monitoring	V	120V	20A	1.9kW	L5-20P	(24) 5-20R	
VP4551V	Monitored	Outlet Level	V	208V Delta	60A	17.2kW	3P+E (IP67)	(12) U-Lock C13 / (12) U-Lock C19	Y
VP5870V	Switched	Outlet Level Monitoring	V	208V	30A	4.9kW	L6-30P	(30) U-Lock C13 / (6) U-Lock C19	Y
VP8965	Switched	Unit Level Monitoring	V	120/208V WYE	30A	8.6kW	L21-30P	(18) U-Lock C13 / (6) U-Lock C19	Y
VP5665V	Switched	Outlet Level Monitoring	V	208V Delta	30A	8.6kW	L15-30P	(30) U-Lock C13 / (6) U-Lock C19	Y
VP8959NA3	Switched	Unit Level Monitoring	V	208V	20A	3.3kW	L6-20P	(21) U-Lock C13 / (3) U-Lock C19	

*Product chart shows limited spec information. For complete product details visit Vertiv.com.