



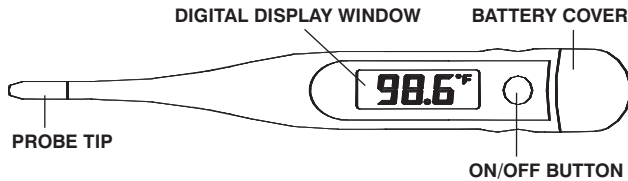
FAST 9-Second Digital Thermometer

Thank you for purchasing a MABIS Digital Thermometer. Please read the following instructions to achieve the most accurate temperatures and safe operation. With proper care and use, your thermometer will provide you with years of reliable readings.

What is a "Normal" Temperature?

Although the generally accepted "normal" temperature reading is 98.6°F, temperature readings can vary from 97°F to 99°F and still may be considered "normal". Variations in temperature can be attributed to activities such as exercise, smoking, eating and drinking. Even time of day may influence your temperature. For example, your temperature is lower in the morning than in the afternoon. Other variations may be due to the location of the temperature reading. While the oral temperature follows the guidelines previously described, a rectal temperature is generally 1.0°F higher. Conversely, an axillary (under the arm) temperature will be 1.0°F lower.

Features of your MABIS Digital Thermometer



Cleaning Instructions

Before and after each use, clean the thermometer with a soft cloth and 70% isopropyl alcohol diluted with water, or wash with COLD soapy water. An intact unit can be submersed in water or alcohol. However, do not soak for an extended period of time.

1. The unit must never be sterilized by boiling, gas or steam autoclaves.
2. The use of any other solution or cleaning method beyond the above mentioned may result in reliability problems with the thermometer and void your warranty.

How to Take Your Temperature

1. Clean and disinfect the thermometer according to the instructions provided.
 2. Apply a disposable probe cover to the clean, dry thermometer.
 3. Determine whether the measurement site will be oral, rectal or underarm.
- NOTE:** Measurement time may vary based on the selected site.
4. Press the ON/OFF button (the unit will beep) to activate the thermometer.



This is the LCD display test, which insures all parts of the display are functioning properly. Continue to hold the button down and in approximately 2 seconds the display will show the last recorded temperature as follows.



This display shows the last temperature reading. Within approximately 2 seconds of releasing the button or if no reading is stored in memory, the display will read as follows.



This display denotes normal operation. "Err" denotes a malfunction.

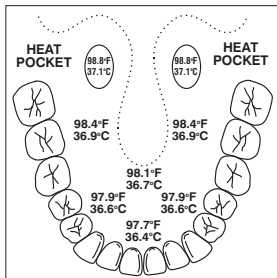


The Lo with the flashing °F indicates the thermometer is ready to take a temperature reading.

Taking an Oral Temperature

Approximate measurement time: 16 seconds

1. Using the diagram on the right, place the probe tip under the tongue as near as possible to the heat pocket. The diagram also shows the temperature variables by not placing the tip in the heat pocket area.



NOTE: Drinking hot or cold fluids, exercising, smoking or performing other activities may raise or lower your temperature. Therefore, it is important to relax for approximately 5 minutes with your mouth closed prior to taking a reading.

2. The current temperature is shown and the °F will continue to flash during the reading.
3. When the peak temperature has been reached, the °F will stop flashing and the thermometer will sound four sets of five quick beeps.
4. To turn the unit off, press the ON/OFF button. The unit will automatically shut off after approximately nine minutes.

NOTE: The mouth must remain closed during the measurement for the most accurate reading. Opening the mouth could result in an extended measurement time and may affect the reading.

Taking an Axillary Temperature (under the arm)

Approximate measurement time: 25 seconds

1. Wipe the underarm with a dry towel.
2. Place the probe tip under the arm so the tip is touching the skin with the thermometer perpendicular to the body.
3. Position the arm across the chest so the probe tip is well covered by the arm. This also insures the probe is not affected by the room's air.
4. When the peak temperature has been reached, the °F will stop flashing and the thermometer will sound four sets of five quick beeps.
5. To turn the unit off, press the ON/OFF button. The unit will automatically shut off after approximately nine minutes.

NOTE: Axillary temperatures are generally 1.0°F lower than oral readings.

Taking a Rectal Temperature

Approximate measurement time: 9 seconds

NOTE: Rectal temperatures are an appropriate and reliable method for infants and small children. Otherwise, this method should only be used when it is impossible or impractical to take an oral or axillary temperature.

1. After applying the disposable probe cover, apply a water-soluble lubricant to the tip.
2. Gently insert the probe a MAXIMUM of 1/2" into the rectum.
3. When the peak temperature has been reached, the °F will stop flashing and the thermometer will sound four sets of five quick beeps.
4. To turn the unit off, press the ON/OFF button. The unit will automatically power down after approximately ten minutes.

NOTE: Rectal temperatures are generally 1.0°F higher than oral readings.

Using Disposable Probe Covers

It is recommended to use the enclosed disposable probe covers to prevent cross contamination. Additional probe covers can be purchased from your MABIS Dealer or with the order form provided.

General Care

1. The thermometer should only be used under the supervision of an adult.
 2. Do not walk, run or talk during temperature taking.
 3. Clean the thermometer before and after each use.
 4. Store the unit in the protective case when not in use.
 5. Do not bite the probe.
 6. Do not store the unit where it will be exposed to direct sunlight, dust or humidity. Avoid extreme temperatures.
 7. Dropping or subjecting your thermometer to strong shocks should be avoided.
 8. Do not attempt to disassemble the unit, except to replace the battery.
 9. If ERR displays and measurement is not attainable, the unit must be replaced.
- NOTE:** Performance of the device may be degraded if: operated outside of stated temperature and humidity range; stored outside of stated temperature and humidity range; thermometer undergoes mechanical shock (drop); patient temperature is below ambient temperature.

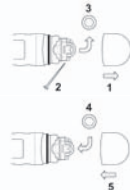
Changing the Battery

The battery in your digital thermometer needs to be replaced when the "■" symbol appears in the lower right of the display. Replace the battery with a 1.55V, AG3 alkaline or SR41 silver oxide type or equivalent.

To replace the battery,

1. Slide the battery cap away from the unit.
2. Using a non-metal pointed tool, carefully remove the battery and insert the new battery with the negative (-) side facing the back side of the unit.
3. Carefully slide the battery cap back into place, making sure that the cap fits snugly to protect the battery compartment from moisture.

NOTE: Please properly dispose the battery away from small children and heat.



Specifications

DISPLAY:	Liquid Crystal Display
DISPLAY RESOLUTION:	4 Digits (1/10TH of a degree increments)
MEASUREMENT RANGE:	90.0°F to 111.9°F
ACCURACY:	±0.2°F
AVERAGE MEASUREMENT TIME:	Oral 16 seconds. Rectal 9 seconds. Axillary 25 seconds
TONE:	Thermometer beeps when activated and deactivated. A series of beeps signal when peak temperature is reached.
MEMORY:	Displays last measured temperature
BATTERY:	One, 1.55V, AG3 alkaline
BATTERY LIFE:	Approximately 4,000 measurements
AUTOMATIC SHUT-OFF:	After approximately 9 minutes
AMBIENT OPERATING TEMPERATURE:	50.0°F to 113.0°F
HUMIDITY:	15% to 95% RH
STORAGE TEMPERATURE:	-4.0°F to 122.0°F
HUMIDITY:	15% to 95% RH
DIMENSIONS:	5-3/16" x 11/16" x 3/8"
WEIGHT:	0.34 ounces (10.5 grams)

Specifications are subject to change without notice. Meets ASTM Standard E1112.

LIMITED LIFETIME WARRANTY

MABIS Healthcare ("MABIS") guarantees that its MABIS Digital Thermometer will be free from manufacturing defects under normal use for as long as the original purchaser owns the product.

This warranty covers only normal use, and does not apply to use in any clinical or commercial applications. This warranty does not cover batteries or other power sources that may be provided with or used with the MABIS Digital Thermometer. This warranty is voided if the MABIS Digital Thermometer product is misused or abused in any manner.

If the MABIS Digital Thermometer fails to operate during the time the original purchaser owns it, return it postage prepaid to: MABIS Healthcare, Attn: Repair Department, 1931 Norman Drive, Waukegan, IL 60085. MABIS will repair or replace the defective unit at the option of MABIS Healthcare. Repair or replacement of the defective unit, at MABIS' option, is the sole remedy under this warranty.

ANY IMPLIED WARRANTIES WHICH THE PURCHASER MAY HAVE ARE LIMITED IN DURATION TO THE TIME THAT THE ORIGINAL CONSUMER PURCHASER OWNS THE PRODUCT. Some states do not allow limitations or how long an implied warranty lasts, so the above limitation may not apply to you.

This warranty constitutes MABIS' only responsibility and obligation to repair and/or replace materials or components, or refund the purchase price. MABIS will not be responsible for any indirect, incidental, special, consequential, or punitive damages or other loss, including, but not limited to, damage to or loss of other property or equipment and personal injuries, whether to purchaser or others. MABIS shall in no event be liable to the purchaser for any amount in excess of the cost of repair and/or replacement of the unit, or the purchase price of the unit. Some states do not allow the exclusive or limitation of incidental or consequential damages, so the above limitation or exclusion may not apply to you.

This warranty gives you specific legal rights, and you may also have other rights which vary from state to state.

CUT OUT AND MAIL TO:
MABIS HEALTHCARE
1931 NORMAN DRIVE
WAUKEGAN, IL 60085

THERMOMETER WARRANTY REGISTRATION

(MUST BE COMPLETED WITHIN 10 DAYS OF PURCHASE)

NAME: _____

ADDRESS: _____

CITY: _____ STATE: _____ ZIP: _____

PURCHASED FROM: _____

CITY: _____ STATE: _____ ZIP: _____

DATE PURCHASED: _____

MODEL PURCHASED:
15-732-000

USER INFORMATION (OPTIONAL)

MALE FEMALE AGE: _____

AGE OF YOUNGEST FAMILY MEMBER

UNDER 6 MONTHS 6 MONTHS - 1 YEAR
 1 - 3 YEARS 3 - 5 YEARS OLDER

PROBE COVER ORDER FORM

CUT OUT AND MAIL TO:

MABIS HEALTHCARE
1931 NORMAN DRIVE
WAUKEGAN, IL 60085

Please send _____ packages of disposable probe covers #15-618-000 (100 probes per package). Enclosed is \$5.00 per package plus \$3.00 for shipping and handling for each order.

PAYMENT METHOD (do not send cash): Check Money Order

Please ship to:

NAME: _____

ADDRESS: _____

CITY: _____ STATE: _____ ZIP: _____

PHONE: (_____) _____

NOTE: This order form is for shipments within the United States and Canada.

active  forever™

IMPROVING OUTCOMES. IMPROVING LIVES.

Scottsdale

10799 N. 90th Street
Scottsdale, AZ 85260
p: 480-767-6800
f: 602-296-0297

www.ActiveForever.com

1-800-377-8033

Sales@ActiveForever.com

Peoria

9299 W. Olive Avenue
Suite 604, Peoria, AZ 85345
p: 623-215-8470
f: 623-215-8471