

<u>Battery/Charging Solutions</u>	5-2
Battery Tender®	5-2
GUEST® Battery Pal Magnum™	5-2
OptiMate 3 and Accessories	5-3
Battery Tray Kits & Batteries	5-3
DC Charging Cords	5-4
Cold Weather Kits	5-4
Cord Sets	5-5
Covers	5-6
Hanger/Lift Kits	5-7
Generator Load Bank Test Set	5-8
Light Kits	5-8
Lockstraps & Accessories	5-9
Miscellaneous	5-10
Appliance Load Tester	5-10
Hour Meter	5-10
RV Adapters	5-10
Theft Deterrent Bracket	5-10
Parallel Cables & Kits	5-11
Plugs and Connectors	5-12
Plug Style Application Guide	5-12
Plugs (Male)	5-13
Connectors (Female)	5-13
Locking Plug Application Guide	5-14
Locking Plugs for Generator Receptacles	5-15
Power Inlet Boxes	5-16
Remote Control Starting Kits & Parts	5-17
Transfer Switch Guide	5-18
Transfer Switches & Kits	5-19
TempLite®	5-21
EU2000i Model Skin Kits by Skinit®	5-22
Wheel Kits	5-24
Hand & Platform Carts	5-24

GENERATORS

Battery/Charging Solutions

Battery Tender®

Use these fully automatic battery tenders to keep your battery in top condition during the off-season. Battery Tender Plus (12 Volt 1.25 Amp Indoor) and Waterproof 800 (12 Volt 800 mA Indoor/Outdoor).

Battery Tender® Plus (not for sale in California or Oregon; see Optimate 3 P/N 31670-BMS-004 for California and Oregon)	31670-HPE-000
Waterproof 800 Tender	32670-HPE-800
Quick connect cable	41670-HPE-000
25' ext. cord 4-pack	51670-HPE-004



BATTERY TENDER PLUS

QUICK CONNECT CABLE



25' EXT. CORD



WATERPROOF 800 TENDER

GUEST® Battery Pal Magnum™

The Battery Pal can be used for charging or maintaining batteries. 12V 3A with 4' long cables and alligator clips (water resistant).

GUEST® Battery Pal Magnum™	GUEST-2603
----------------------------	------------



GENERATORS

Battery/Charging Solutions (cont.)

OptiMate 3 and Accessories

The OptiMate 3 battery charger will automatically recover, monitor, and maintain all types of batteries from 2.5 to 32 amp-hours with its advanced diagnostic program, so your Honda generator is always ready to start when you need it. The OptiMate 3 battery charger has a unique ability to desulfate and recover most batteries that have been neglected or deeply discharged.

The Mini 6/12 Accumate charger has a three-step charging program which charges the battery with 0.9A current and keeps the battery fully charged when not in active use without risk of over-charging (includes BT/Gates Adapter).

OptiMate 3 charger	31670-BMS-004
--------------------	---------------



**BT/GATES
ADAPTER**




**QUICK
CONNECT CABLE**



Battery Tray Kits & Batteries



Some Honda generators are recoil start, but the models listed below require just a battery and battery tray kit to add electric start. Our battery tray kit is an all-steel, bolt-on kit. Note: We recommend using a battery tender when storing.

Model	Battery Tray Kit	Battery	
EM3800SX, EM5000SXX2, EM6500SXX1	06550-Z22-A30AH	Commercially Available	

GENERATORS


DC Charging Cords

If your Honda generator has DC output, use one of these special cords to charge batteries. All have alligator clips on one end and are 6 or 10 feet long.

Model	Plug Style	Part No	
EB3000CKAG, EM3000C, EU1000i, EU2000i, EU3000i, EU3000is, EX700c (10' long)	B	32650-892-010AH (Gentran) 32660-894-BCX12H (Reliance)	
All other models with DC output	C	32650-825-015	

Cold Weather Kits

Honda has developed a small, 10-watt heating coil that fits inside the crankcase breather tube to prevent water from freezing inside the crankcase due to extreme cold weather. If ice forms in the breather tube, it can block the air flow causing the generator to not work properly and/or leak oil. The heating coil gets its power from the generator by connecting to the back terminal of a selected receptacle. Each kit is unique to a specific generator, and some come with special insulated parts to help regulate the temperature. Once installed, the cold weather kit may remain on the generator; it is okay for it to operate year-round.

Model(s)/Description	Part No	
EB3000cK1 breather heater kit	06390-Z04-E20	
EB3800X, EB5000X, EB6500X breather heater kit	06390-Z22-T20	
EM3800SX, EM400SX, EM5000SX, EM5000SXX2, EM6500SX, EM6500SXX1 breather heater kit	06390-Z22-S20	
EM5000is breather heater kit (K0 only)	06390-Z12-R10	
EU1000i breather heater kit	06390-ZT3-S10	
EU2000i breather heater kit	06390-Z07-C20	
EU3000i Handi breather heater kit	06150-Z28-C31	
EU3000is breather heater kit	06390-ZS9-T20	
EM5000iSK1, EU6500is breather heater kit	06390-Z25-R00	
EU7000is breather heater kit	TBD	

GENERATORS

Cord Sets

Description	Length	Rating	Mfg	NEMA	Part No
-------------	--------	--------	-----	------	---------

125/250V (Twist-Lock)

6 gauge 4-wire, male/female ends	10 ft.	50A	GenTran	CS6365N/ CS6364N*	06580-064-010AH
	25 ft.				06580-064-025AH
10 gauge 4-wire, male/female ends	25 ft.	30A	GenTran	L14-30	06583-104-025AH
	50 ft.				06583-104-050AH
10 gauge 4-wire, male/female ends	10 ft.	30A	Reliance	L14-30	06581-104-PC3010
	25 ft.				06581-104-PC3025
	40 ft.				06581-104-PC3040
12 gauge 4-wire, male/female ends	10 ft.	20A	GenTran	L14-20	06580-124-010AH
	25 ft.				06580-124-025AH
	50 ft.				06580-124-050AH

EU3000 Single Operation (Twist-Lock)

3-prong, 10 gauge 3-wire, male/female ends	25 ft.	30A	GenTran	L5-30	06582-103-025AH
	50 ft.				06582-103-050AH

EU3000 (for Manual Transfer Switch w/4-prong L14-30 Inlet)

10 gauge 3-wire, 3-prong male/4-prong female	10 ft.	30A	GenTran	L14-30	06581-104-010AH
	25 ft.				06581-104-025AH
	50 ft.				06581-104-050AH

Temporary Power Boxes, Convenience, and Shore Power

Shore power, locking molded plug	25 ft.	30A, 125V	GenTran	L5-30	06584-103-25YM
Triple tap extension cord, yellow, 14/3 SJTW with 5-15 male to 3 x 5-15 female receptacles.	25 ft.	15A, 125V	Generac	L5-15	06580-RJB14325YL
Triple tap, heavy-duty extension cord, black, L5-30P male to lighted triple tap 5-20 (clear) female receptacles, 10/3 SJTW.	25 ft.	30A, 125V	Generac	L5-30	06580-RJB10325C
Quad tap, heavy-duty extension cord, black, L14-30P male to lighted quad tap 5-20 (clear) female receptacles, 10/4 SJTW.	25 ft.	30A, 125V	Generac	L14-30	06580-RJB10425C
Triple tap, heavy-duty extension cord, yellow, 12/3 SJTW with 5-15 male to 3 x 5-15 female receptacles.	50 ft.	15A, 125V	Generac	L5-15	06580-RJB12350YL
Extension cord on reel, black, 14/3 SJTW with 5-15 male to 4 x 5-15 female.	50 ft.	15A, 125V	Generac	L5-15	06580-RJB14350R

* California Standard

GENERATORS

Covers



Protect your investment with a custom-fitted, water-resistant generator cover with an elastic band for a secure fit. *RV cover material is urethane coated polyester.*

Model	Part No
EB2200X, EB2500XK1, EG1400X, EG2200X, EG2200Z, EG2500XK1, EM1600X, EM1800X, EM1800XK1, EM2200X, EM2500XK1, EP2500X, EZ1400, EZ2500	08P57-ZS9-00S
EB3000C, EM3000C	08P57-Z04-000
EB3000C, EM3000C (<i>heavy duty cover</i>)	08P58-Z04-100S
EB3500XK1, EB5000XK1, EW171 (<i>w/handle openings</i>)	08P57-ZC2-100
University Fixed Handle Wheel Kit Models: EB3800XA, EB5000XK2A, EB6500XA EG4000CL, EG5000CL, EG6500CL (<i>w/wheel kit installed</i>) EM3800SX, EM5000SX, EM6500SX (<i>w/out battery tray kit</i>)	08P58-Z22-600
Universal Folding Handle Wheel Kit Models: EB4000XA, EB5000XK2, EB6500XK1 EM4000SX, EM5000SXX3, EM6500SXX2, EU6500isA	08P57-Z25-500
EB5000i, EB7000i, EM5000is, EM7000is	08P57-Z11-200
EB6500SX, EM6000GP	08P57-ZD1-000
EB10000 (Silver, red Honda logo)	08P57-Z26-100
EB11000, EX5500, EX5500K1 (<i>w/out wheel kit installed</i>)	08P57-ZA0-A80
EB11000 (<i>w/wheel kit installed</i>)	08P57-YZA-000
EG3500, EG5000, EX2200	08361-340008G
EG4000CLA, EG5000CLA, EG6500CLAT (<i>w/out wheel kit installed</i>)	08P58-Z30-000
EL5000, ES6500, EX6500K1/K2	08P57-ZA0-B80
EM3500X, EM3500SX/SXK1, EM5000X/XK1, EN2500, EP2500, EZ3500, EZ5000 (<i>no handle</i>)	08P34-ZC2-000
EM3800SX, EM5000SX, EM6500SX (<i>fits over battery tray kit</i>)	08P57-Z22-300
EX3300S, EX4500S, EXW171	08P57-ZB8-180
EU1000i (Silver, Honda Generator logo)	08P57-ZT3-00S
EU1000i (Silver, heavy duty cover)	08P58-ZT3-100S
EU1000i (Silver, RV cover material)	08P59-ZT3-00S
EU1000i (Silver, Honda Marine logo)	08381-340023
EU1000i (Camouflage)	08P57-ZT3-00G
EU1000i (Camouflage, heavy duty cover)	08P58-ZT3-100G
EU1000i (Blue Sunbrella, Honda Marine logo)	08391-340024

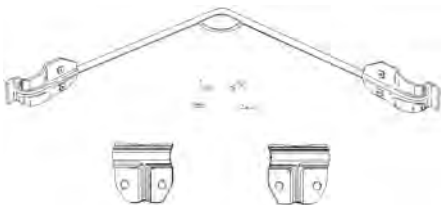
GENERATORS

Covers (cont.)

Model	Part No
EU2000i (Silver, Honda Generator logo)	08P57-Z07-00S
EU2000i (Silver, heavy duty cover, includes opening for access to carrying handle)	08P58-Z07-100S
EU2000i (Silver, Honda Marine logo)	08381-Z07-002
EU2000i (Camouflage)	08P57-Z07-00G
EU2000i (Camouflage, heavy duty cover)	08P58-Z07-100G
EU2000i (Blue Sunbrella, Honda Marine logo)	08391-Z07-003
EU2000i (Silver, fits over cable kit when installed on generator)	08P57-Z07-20S
EU2000i (Camouflage, fits over cable kit when installed on generator)	08P57-Z07-20G
EU3000i Handi (Silver, Honda Generator logo)	08P58-Z28-00S
EU3000i Handi (Silver, Black Honda logo, RV material)	08P59-Z28-00S
EU3000i Handi (Camouflage, no logo)	08P58-Z28-00G
EU3000i Handi (Blue Sunbrella, Honda logo)	08P58-Z28-00B
EU3000is (Silver, Honda Generator logo)	08P57-ZS9-00S
EU3000is (Silver, handle openings for 2-wheel kit)	08P60-ZS9-00S
EU3000is (Silver, heavy duty cover)	08P58-ZS9-100S
EU3000is (Camouflage)	08P57-ZS9-00G
EU3000is (Camouflage, heavy duty cover)	08P58-ZS9-100G
EU3000is (Blue Sunbrella, Honda logo)	08P59-ZS9-00B
EU6500isA, EU7000iS	08P57-Z25-500

Hanger/Lift Kits

A sturdy steel crossbar bolted to the frame makes lifting a generator easy. Each kit comes with all the hardware and installs in minutes. The hanger/lift kit is standard on EB series generators.

Model	Part No	
EB3500X, EB5000X, EM3500X/SX/SXK1, EM5000SX/K1, EM6000GP	06810-ZB4-800	
EG4000CL, EG5000CL, EG6500CL, EM3800SX, EM4000SX, EM5000SX K1/K2/K3, EM6500SX K1/K2	06810-Z22-A30ZA	
EM5000is, EM7000is, EU6500is, EU7000iS	06531-Z11-E00ZA	

GENERATORS

Generator Load Bank Test Set

The **BCS Generator Load Bank Tester Set** is a self-contained unit for load testing AC portable generators that operate at either 120V or 240V at 60Hz, and can accommodate loads as large as 65 amps (15,600 watts). The tester is designed to be used as either a diagnostic tool or to assist in sales. Large voltage, current, and frequency meters display generator vitals while easy to operate switches control the load. Two outlets allow for external loads to be applied so that a customer can determine the proper sized generator necessary for their application. The tester includes a 2-wheel kit for field service portability.

One central LED display instantly provides the user with all generator vitals. Digital meters ensure that the readings are accurate and consistent. Voltage, current, and frequency are simultaneously displayed. No calibration is necessary. A complete set of adapters to suit any type of generator, both 120V and 240V is included (50A and L6-20P adapter is optional). Hooks mounted on the sides of the tester carry the adapters. A large fan provides cooling to the resistive coils, allowing for continuous use of the tester.

Note: The fan must be plugged in for the tester to operate.

Description	Part No
Digital Generator Test Set	06610-BCS-2612AH
Adapter Cord, 30A 45" (included)	40608-HAC608
Adapter Cord, L14-20P (included)	40609-HAC609
Adapter Cord, L5-30P (included)	40610-HAC610
Adapter Cord, L5-20P (included)	40611-HAC611
Adapter Cord, L5-15P (included)	40612-HAC612
Adapter Cord, L6-20P (optional)	40613-HAC613
Adapter Cord, 50A 45" (optional)	40614-PC50045



Light Kits






Lightweight, folding 500 watt quartz halogen Tele-Lite kit. Contact Tele-Lite at 800-538-0022 for replacements parts.

Model	Part No
EU1000i	08602-ZT3-010AH
EU2000i	08602-Z07-010AH



GENERATORS

Lockstraps & Accessories

Description	Part No	Image
8.5 ft. Lockstrap - hardened steel combination locking carabiner with a stainless steel cable running inside the full length of the strap.	78727-101-000AH	
24 ft. Cable Lock - nylon extension strap with a 3 mm stainless steel cable running inside the full length of the strap.	78727-301-000AH	
Lockwrap - neoprene cover keeps ice, snow, and debris out of combination locks.	56257-501-000AH	
Single Carabiner - single locking combination carabiner made of hardened steel.	56257-801-000AH	
2 ft. Cable Lock - nylon strap has one combination locking carabiner and a 3 mm stainless steel cable running inside the length of the strap.	78727-901-000AH	

GENERATORS

Miscellaneous

Appliance Load Tester

Description	Part No
15A, 1875 watt hand-held ammeter/wattmeter; UL listed.	32660-893-THP103



Hour Meter

Description	Part No
When you really want to keep track of use and help ensure prompt maintenance, an hour meter kit is the answer. The meter kit is self-powered and has a large 7 segment LCD display. Indicates RPM when operating. Indicates hours when engine is OFF. For use on all Honda-powered products.	08181-ENM-036AH



RV Adapters

These adapters convert an L5-30 locking receptacle to RV-ready. Plug into a 30A125V NEMA L5-30 locking receptacle.

Description	Mfg	Part No
57 mm long	Marinco	L530P-RV30R
63 mm long	GenTran	L530P-RV30R-GT



Theft Deterrent Bracket

Custom-made, powder-coated steel bracket with tamper-proof bolts to deter thieves from cutting the plastic handle and removing a cable lock.

Model	Part No
EU2000i, EU2000i Companion, EB2000i	63230-Z07-010AH



GENERATORS

Parallel Cables & Kits



Model	Description	Mfg	NEMA	Part No
EU1000i EU2000i EU3000i Handi (not for EU3000is)	Parallel cable links two EU1000i, two EU2000i, or two EU3000i Handi generators; output is limited by the capacity of the receptacles	Reliance		08E93-HPK123HI
EU2000i Companion	Cable and RV adapter kit links standard EU2000i and EU2000i Companion in parallel; includes 30A RV adapter	Reliance	L5-30	08E92-HPK2031
EU2000i	Parallel cable kit links two EU2000i generators for max 30A from 30A 125V NEMA RV receptacle; RV ready	Reliance	TT 30R	08E90-HPK2001
EU3000is only SN 1034452~later	Parallel cable links two EU3000is generators; output is limited by the capacity of the receptacles	Reliance		06321-ZS9-T30AH
EU7000is	Parallel cable kit links two EU7000is units; 50A 125/250	Reliance	CS6369L*	08E93-Z37-000AH

* California Standard

GENERATORS

Plugs and Connectors

Plugs and connectors are available for a range of applications, from 15A~50A and 125/250V AC configurations. The application table below lists generator/welder models and the plug styles they use.

Plugs (male) fit the matching receptacle on the generator. Most plugs are rugged nylon construction with heavy-duty screw terminals.

Connectors (female) are used on the ends of cords and are required to connect a generator to a transfer switch.

Plug Style Application Guide

Model	Plug Style	Model	Plug Style
EB10000	C F H I	EM4000SX	C F G
EB11000	C F H I	EM5000is	C F H
EB2000i	K	EM5000SX	C F H
EB3000C	D F	EM6000GP	C F H
EB5000	C F H	EM6500SX	C F H
EB5000X	C F H	EM7000is	C F H
EB6500X	C F H	ES6500/K1/K2	C E F H
EG3500/K1	C E F G	EU1000i	B
EG4000CL	C F G	EU2000i	C
EG5000CL	C F H	EU2000i Companion	F J
EG5000XK1	C E F H	EU3000i/is	C F
EG6500CL	C F H	EU6500is	C F H
EM3000C	C	EU7000is	C F H

Note: A “B” plug can be used in a “C” receptacle.

GENERATORS

Plugs and Connectors (cont.)

Plugs (Male)

Plug Style	Description	Rating	NEMA	Part No
A	2-prong	15A, 125V	—	commercially available
B	3-prong	15A, 125V	5-15	32310-836-100
C	3-prong	20A, 125V	5-20	32310-840-000AH
F	3-prong locking	30A, 125V	L5-30	32312-880-710
G	4-prong locking	20A, 125/250V	L14-20	32312-899-630
H	4-prong locking	30A, 125/250V	L14-30	32310-ZA0-630
I	3-pole, 4-wire, locking	50A, 125/250V	CS6365N*	32310-ZC6-630
J	Locking	20A, 250V	—	32311-880-710
K	DC charging cord (T-prongs)	10A, 24V	—	32651-892-003
L	Locking	30A, 250V	—	32321-880-000
M	3-prong (EN model)	20A, 250V	6-20	32310-Z01-100
N	3-prong locking	20A, 125V	L5-20	32311-899-630
X	3-prong (EU2/EU3 parallel)	50A, 125V	CS6361N*	32314-189-053AH

* California Standard



Connectors (Female)

Description	Rating	NEMA	Part No
Mate for F (EU3000i inlet box)	30A, 125V	L5-30	32315-ZS9-530
Mate for G	20A, 125/250V	L14-20	32330-0506EF
Mate for H	30A, 125/250V	L14-30	32313-ZA0-630
Mate for I	50A, 125/250V	CS6364N*	32314-189-050AH
Mate for X (EU3000i parallel connector)	50A, 125V	CS6360N*	32314-189-054AH

* California Standard



GENERATORS

Plugs and Connectors (cont.)

Locking Plug Application Guide

Generator	Rating	Plug (Male)		Connector (Female)	
		NEMA	Part No	NEMA	Part No
EB3000c, EB3000cKAG	30A, 125V only	L5-30	32312-880-710	L5-30	32315-ZS9-530
EM3000c					
EU3000is, EU3000i					
EW171					
EB3500, EB3800, EB4000	20A, 125/250V	L14-20	32312-899-630	L14-20	32330-0506EF
EG3500					
EM3500X, EM3800, EM4000					
EX3300					
EZ3500, EZ5000	30A, 125/250V	L14-30	32310-ZA0-630	L14-30	32313-ZA0-630
EB5000, EB6500					
EG5000					
EM5000, EM5000is, EM6000GP, EM6500SX1A, EM7000is					
ES6500					
EU6500is					
EX4500, EX5500	50A, 125/250V	CS6365N*	32310-ZC6-630	CS6364N*	32314-189-050AH
EB11000, EB12D					






* California Standard

GENERATORS

Plugs and Connectors (cont.)

Locking Plugs for Generator Receptacles

Check the generator receptacles to determine the type needed. Refer to the instructions included with the plug for wiring.




Plug Style	Rating	NEMA	Part No	Receptacle Configuration Illustration
D	20A, 125V	L5-20	32311-899-630	
E	30A, 125V	L5-30	32312-880-710	
F	20A, 125/250V	L14-20	32312-899-630	
G	30A, 125/250V	L14-30	32310-ZA0-630	
H	50A, 125/250V	CS6365N*	32310-ZC6-630	

* California Standard

GENERATORS

Power Inlet Boxes

Inlet boxes are mounted on the outside of a home to avoid running a power cord through a door or window.

Description	Rating	Mfg	NEMA	Part No	
Bottom Inlet w/Flip Lid					
30 Amp, non-metallic	125/250V	GenTran	L14-30	32318-189-030AH	
30 Amp, non-metallic (EU3)	125V	GenTran	L5-30	32318-189-035AH	
30 Amp, non-metallic	125/250V	Reliance	L14-30	32316-189-PBN30	
50 Amp, non-metallic	125/250V	GenTran	CS6364N*	32318-189-055AH	
Front Inlet w/Cover					
20 Amp	125/250V	Reliance	L14-20	32316-189-PB20	
30 Amp	125/250V	Reliance	L14-30	32316-189-PB30	
30 Amp (EU3)	125V only	Reliance	L5-30	32316-189-PB31	
50 Amp	125/250V	Reliance	CS6364N*	32316-189-PB50	

* California Standard

GENERATORS

Remote Control Starting Kits & Parts

Now you can start and stop some generators from a remote location. The remote control panel has a pilot light and includes cable. **Note:** For use with generators equipped electric start and automatic choke only (listed below). Replacement battery for 06611-Z22-810AH is CR2016 (qty 2).



Remote Kit
w/30' Cable



Universal
Remote Kit
w/50' Cable



Wireless
Remote Kit w/
100' Range



Remote Kit

Model	Kit Part No and Description	Kit Components
EM3500SX/SXK1	06610-ZB4-000ZB (remote kit)	31610-ZB4-000 (switch box assembly)
		31690-893-720 (25' 6-wire remote cable)
EM3800SX	06610-Z22-800ZA (remote kit w/30' cable)	
	06610-Z22-800AH (universal remote kit w/50' cable)	32520-Z22-850AH (50' ext. cable)
EM4000SX	06610-Z22-800ZA (remote kit w/30' cable)	
	06610-Z22-800AH (universal remote kit w/50' cable)	
	06611-Z22-810AH (wireless remote kit w/100' range)	06611-Z22-820AH (repl wireless transmitter)
EM5000is	06610-Z22-800ZA (remote kit w/30' cable)	
	06610-Z22-800AH (universal remote kit w/50' cable)	
	06611-Z22-810AH (wireless remote kit w/100' range)	06611-Z22-820AH (repl wireless transmitter)
EM5000SX/SXK1	06610-ZB4-000ZB (remote kit)	31610-ZB4-000 (switch box assembly)
		31690-893-720 (25' 6-wire remote cable)
EM5000SXK2	06610-Z22-800ZA (remote kit w/30' cable)	
	06610-Z22-800AH (universal remote kit w/50' cable)	32520-Z22-850AH (50' ext. cable)
EM5000SXK3	06610-Z22-800ZA (remote kit w/30' cable)	
	06610-Z22-800AH (universal remote kit w/50' cable)	
	06611-Z22-810AH (wireless remote kit w/100' range)	06611-Z22-820AH (repl wireless transmitter)
EM6000GP	06316-ZAA-000ZB (remote kit)	31650-ZAA-K60 (relay box)
EM6500SXK1	06610-Z22-800ZA (remote kit w/30' cable)	
	06610-Z22-800AH (universal remote kit w/50' cable)	32520-Z22-850AH (50' ext. cable)
EM6500SXK2	06610-Z22-800ZA (remote kit w/30' cable)	
	06610-Z22-800AH (universal remote kit w/50' cable)	
	06611-Z22-810AH (wireless remote kit w/100' range)	06611-Z22-820AH (repl wireless transmitter)
EM7000is	06610-Z22-800ZA (remote kit w/30' cable)	
	06610-Z22-800AH (universal remote kit w/50' cable)	
	06611-Z22-810AH (wireless remote kit w/100' range)	06611-Z22-820AH (repl wireless transmitter)
EU6500is	32380-Z11-810ZA (remote kit w/30' cable)	
	06610-Z22-800AH (universal remote kit w/50' cable)	
	06611-Z22-810AH (wireless remote kit w/100' range)	06611-Z22-820AH (repl wireless transmitter)
EU7000is	TBD (remote kit w/30' cable)	
	TBD (remote kit w/100' cable)	
	TBD (wireless remote kit w/100' range)	
EX3300S EX4500S/SK1	06610-ZB7-A30ZB (remote kit)	31650-ZB7-A31 (relay box)
		31610-ZB4-000 (switch box assembly)
		31690-893-720 (25' 6-wire remote cable)
EX5500/K1/K2	06610-ZA0-802ZB (remote kit)	

GENERATORS

Transfer Switch Guide



Transfer switches and inlet boxes must be installed by a qualified electrician and the connection must comply with all applicable laws and electrical codes.

Model	NEMA	Power Cord (page 5-5)	Power Inlet Box (page 5-16)	Transfer Switch (page 5-19)
EU1000i EU2000i (Duplex Receptacle Connection)		20 Amp, 120V Use standard outdoor extension cord, 50 ft. max	N/A	15 Amp, 1-circuit furnace; for generators up to 2000 watts, includes 5-15 male inlet. 32314-TF151W (Reliance)
EB3500 ⁽¹⁾ EB3800X ⁽¹⁾ EG3500 EG4000 EM3500X EM3800SX EX3300 EZ3500 EZ5000	L14-20	20 Amp, 125/250V, 12-gauge, 4-wire 06580-124-010AH (10 ft.) 06580-124-025AH (25 ft.) 06580-124-050AH (50 ft.)	20 Amp, 125/250V 32318-189-030AH (bottom inlet) 32316-189-PB20 (front inlet)	20 Amp, 6-circuit, indoor; for generators up to 5000 watts, includes L14-20 male inlet. 32315-UTS6BI (APC surface/flush mount)
EG5000 EM5000 EM5000iS EM6000GP EM6500SX1A EM7000iS ES6500 EU6500is EU7000is EX4500 EX5500	L14-30	30 Amp, 125/250V, 10-gauge, 4-wire 06583-104-025AH (25 ft.) 06583-104-050AH (50 ft.)	30 Amp, 125/250V 32318-189-030AH (bottom inlet) 32316-189-PB30 (front inlet)	30 Amp, 6- or 10-circuit, indoor; for generators up to 7500 watts, includes L14-30 male inlet. Hard-wire or use plug-in cord connection. 32311-189006 (10-circuit GenTran) 32316-Q310A (10-circuit Reliance) 32314-301060R (10-circuit outdoor, GenTran) 32315-UTS10BI (10-circuit APC) (See page 5-19 for 30 Amp, 125/250V kits.)
EB5000 EB5000i EB6500 EB7000i	L14-30	30 Amp, 125/250V, 10-gauge, 4-wire 06583-104-025AH (25 ft.) 06583-104-050AH (50 ft.)	30 Amp, 125/250V 32318-189-030AH (bottom inlet) 32316-189-PB30 (front inlet)	30 Amp, 10-circuit PANEL/LINK® X (Reliance) Designed for EB series GFCI generators. 32316-XRC1003AH
EB3000c (K0/ K1 only) EM3000c EU3000is EW171	L5-30	30 Amp, 125V, 10-gauge, 3-wire 06582-103-025AH (25 ft.) 06582-103-050AH (50 ft.)	30 Amp, 125V 32318-189-035AH (bottom inlet) 32316-189-PB31 (front inlet)	30 Amp, 125V, 6-circuit, indoor; for generators up to 3750 watts. 32312-KIT3016NF25 32316-30216A1 (Reliance, loadside 6-circuit) 32316-UTS6H (APC, 6-circuit)
EB10000 EB11000 EB11000K1 ⁽¹⁾ EB12D*	CS6365N*	50 Amp, 125/250V, 6-gauge, 4-wire 06580-064-010AH (10 ft.) 06580-064-025AH (25 ft.)	50 Amp, 125/250V 32318-189-055AH (bottom inlet) 32316-189-PB50 (front inlet)	50 Amp, 12-circuit, indoor; for generators up to 12,500 watts, includes 50 Amp inlet. Hard-wire or use a plug-in cord connection. Expandable to 16 circuits. 32311-18950A (GenTran)

(1) When connecting EB series generators to a transfer switch, please refer to Generator Service Bulletin #20.

* California Standard




GENERATORS

Transfer Switches & Kits



Transfer switches isolate the generator, allowing a safe connection so it can't accidentally electrify external power wires. Transfer switches and inlet boxes must be installed by a qualified electrician and the connection must comply with all applicable laws and electrical codes.

Transfer Switch Description	Max Watts	NEMA	Part No	Image
-----------------------------	-----------	------	---------	-------

APC

20 Amp, 6-circuit, universal	5000	L14-20	32315-UTS6BI	
30 Amp, 6-circuit, universal (EU3) ⁽¹⁾	3750	L5-30	32316-UTS6H	
30 Amp, 10-circuit, universal (20A max circuits) ⁽¹⁾	7500	L14-30	32315-UTS10BI ⁽²⁾	
⁽¹⁾ These transfer switches offer adaptive load management (auto-load shedding) and UTS (battery back-up) connection. See hardware kits for hard-wiring and UTS back-up batteries below.)				
⁽²⁾ This transfer switch no longer includes a load-side option. It must be hard-wired with an inlet box.				
Hardware kit (30A) (for inlet box applications) (not shown)	3750	L5-30	32316-UTSHW	
1300 VA/780 watt w/LCD (UTS back-up battery)	780		32315-BR1300G	
1500 VA/865 watt w/LCD (UTS back-up battery)	865		32315-BR1500G	

GenTran Transfer Kits




30A indoor, 120V, 6-circuit with inlet box with 25' cord (expandable to 10-circuit)	3750	L5-30	32312-KIT3016NF25	
20A indoor, 120/240V, 6-circuit with inlet box with 25' cord (expandable to 10-circuit)	5000	L14-20	32312-KIT3026NF25	

GENERATORS



Transfer Switches & Kits (cont.)

Transfer Switch Description	Max Watts	NEMA	Part No	Image
-----------------------------	-----------	------	---------	-------

GenTran Transfer Switches

50 Amp, 12-circuit, indoor ⁽¹⁾	12500	CS6364	32311-18950A	
30 Amp, 10-circuit, indoor ⁽¹⁾	7500	L14-30	32311-189006	
⁽¹⁾ These transfer switches can be expanded up to 16 circuits during installation. Designed for generators ranging from 3,750 watts to 12,500 watts, UL1008 listed.				
30 Amp, 10-circuit, outdoor	7500	L14-30	32314-301060R	
30 Amp, 125V, 1-pole traffic signal switch w/EPL	3750	L5-30	32314E-300130TS	

Reliance Transfer Kits


30 Amp, 6-circuit, indoor w/25' cord and box	7500	L14-30	32316-31406CHK	
30 Amp, 8-circuit, indoor w/25' cord and box ⁽²⁾	7500	L14-30	32313-30408-BHK25	

GENERATORS

Transfer Switches & Kits (cont.)






Transfer Switch Description	Max Watts	NEMA	Part No	Image
-----------------------------	-----------	------	---------	-------

Reliance Transfer Kits (continued)

30 Amp, 10-circuit, indoor w/25' cord and box ⁽²⁾	7500	L14-30	32313-Q310-CHK25	
--	------	--------	------------------	---

⁽²⁾ These turn-key, load-side transfer switch kits offer hardwire/plug-in features, are totally pre-wired, and do not require additional feeder breakers. The 10-circuit transfer switch has interchangeable circuit breakers. Both kits permit relocating the flanged 30A inlet from the power inlet box to the transfer switch for direct cord-connection to the transfer switch.

Reliance Transfer Switches

15 Amp, 1-circuit, furnace	1875	5-15	32314-TF151W	
30 Amp, 125 Volt, 6-circuit, indoor (EU3)	3750	L5-30	32316-30216A1	
30 Amp, 6 circuit-indoor	7500	L14-30	32316-31406C	
30 Amp, 10-circuit, indoor	7500	L14-30	32316-Q310A	
30 Amp, 10-circuit PANEL/LINK [®] X (designed for EB series generators, UL1008 listed) (Generator Service Bulletin #20 does not apply.)	7500	L14-30	32316-XRC1003AH	

TempLite[®]

TempLite is a surface-mount light fixture for installation into the L14-20 and L14-30 flanged inlet openings of most manual transfer switches. The TempLite provides illumination to the face of the transfer switch while the generator is supplying power. By Reliance Controls..

Part No
32316-189-6288



GENERATORS

EU2000i Model Skin Kits by Skinit® -

Alabama State	New Mexico State	U of Kansas
Appalachian State	North Carolina Central	U of Kentucky
Arizona State	North Carolina State	U of Maryland
Auburn	Northern Illinois	U of Massachusetts
Baylor	Northern Kentucky	U of Miami
Binghamton	Ohio State	U of Minnesota
Boise State	Ohio University	U of Mississippi
Brown	Oklahoma State	U of Missouri
Butler	Pacific	U of Nebraska
Cal State Fullerton	Princeton	U of Las Vegas, Nevada (UNLV)
Case Western	Saint Mary's College	U of North Carolina Greensboro
Clemson	Seton Hall	U of North Dakota
Cleveland State	Siena College	U of Northern Iowa
Colgate	Slippery Rock	U of Notre Dame
College of Charleston	Southern Methodist	U of Oklahoma
Colorado State	St. Lawrence	U of Oregon
Columbia	St. Mary's University	U of Pennsylvania
Coppin State	Stony Brook	U of Pittsburgh
DePaul	Syracuse	U of Richmond
Duquesne	TCU	U of South Carolina
East Tennessee State	Texas A&M	U of Southern California
Emory	Texas Tech	U of Southern Mississippi
Florida Atlantic	Towson	U of Tennessee
Florida International	Troy	U of Texas at Austin
Florida State	UC Santa Barbara	U of Utah
Georgetown	UCLA	U of Vermont
Illinois State	United States Coast Guard Academy	U of Virginia
Indiana State	U at Buffalo	U of Washington
Indiana University	U of Akron	U of Wisconsin
Iowa State	U of Alabama	U of Wisconsin-Milwaukee
Ithaca College	U of Alabama at Birmingham	U of Wisconsin-Whitewater
Jacksonville State	U of Arizona	US Naval Academy
Kansas State	U of Arkansas	Valparaiso
Kent State	U of Cincinnati	Washington State
Loyola University of Chicago	U of Colorado	West Virginia
LSU	U of Florida	Western Michigan
Marquette	U of Georgia	Wright State
MIT (MA Institute of Technology)	U of Hawaii	Xavier
Michigan State	U of Houston	Yale
Mississippi State	U of Iowa	

GENERATORS

EU2000i Model Skin Kits by Skinit® -

Now you and your customers can show your team spirit by offering custom skin kits for any EU2000i model generator. Each kit comes as a claim-shelled, peg-hook-ready display pack with a unique pin code. The pin code is a foil covered scratch off to prevent theft of the unique redemption code while on display.

For Skinit Customer Service, contact 1-866-380-8130, 9:00am to 5:00pm PST.



Description	Part No.
Skin Kit, EU2000i Pin Code: NCAA	63150-Z07-000AH

GENERATORS

Wheel Kits



EG Series



EB/EM Series



Reliance EU3



Honda EU3


It's not always easy or convenient to lift a generator, so Honda offers both 2-wheel and 4-wheel kits. All have rubber tires and make moving a generator a breeze.

Model	Mfg	Part No
2-Wheel Kits (include handlebars, grips, two wheels, one axle, two legs, and all hardware)		
EB3500X, EB3500XK1, EB5000X, EB5000XK1, EM3500X, EM3500SX, EM3500SXX1, EM5000SX, EM5000SXX1, EW171	Honda	06710-ZB4-800
EG4000CL, EG5000CL, EG6500CL	Honda	06710-Z22-A40ZA
EU3000is	Agri-Fab	06425-ZS9-020AH
EU3000is Hardware Kit		06425-ZS9-010KT

4-Wheel Kits (include four wheels, two axles, and all hardware)

EB3500X, EB3500XK1, EM3500X, EM3500SX, EM3500SXX1, EB5000X, EB5000XK1, EM5000SX, EM5000SXX1, EM6000GP, EB6500SX	Honda	06710-ZB4-010
EU3000is 4-wheel kit w/locking front swivel casters and 6" rear wheels	Reliance	06424-ZS9-000AH
EU3000is 4-wheel kit w/out locking feature	Honda	06423-ZS9-T30

Hand & Platform Carts

Description	Mfg	Part No	
EU2000i 2-wheel HandiCart (add wheels to your EU2 like a Handi, includes transportation strap)	Roush Mfg.	06710-Z07-000AH	
Heavy duty hand cart (200 lb. capacity; 40" H x 18.215 W x 18.5" D)	Norris Mfg.	06425-Z07-830H	