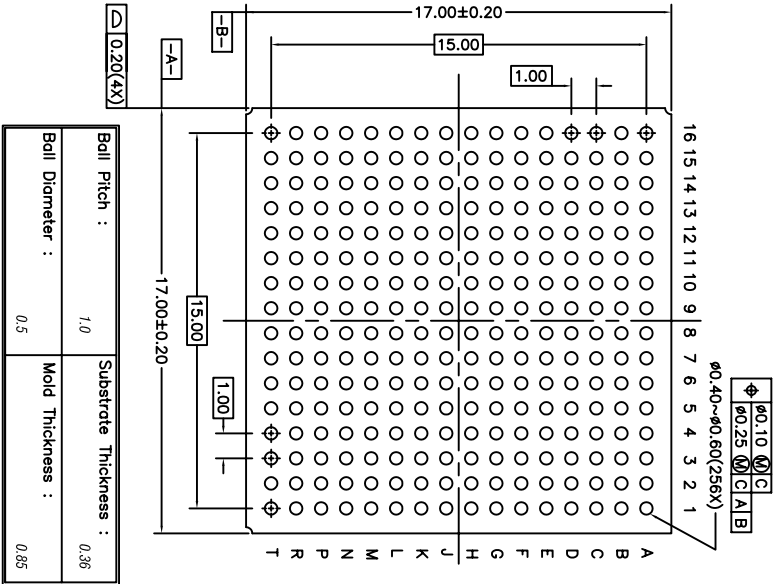
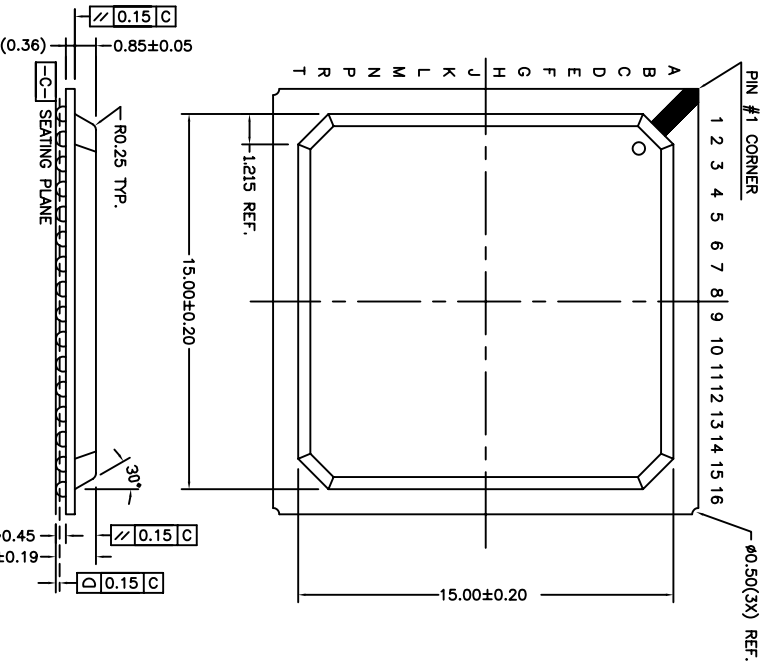


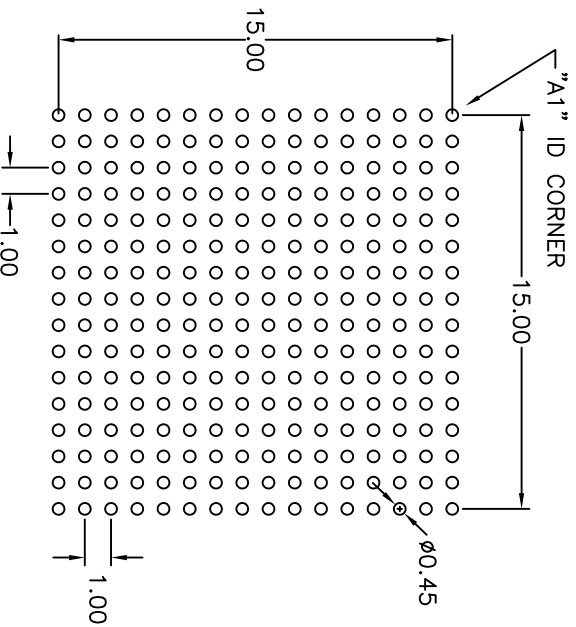
REVISIONS			
REV	DESCRIPTION	DATE	APPROVED
00	INITIAL RELEASE	07/08/09	P.PAIK
01	COMBINE POD & LAND PATTERN	06/05/13	KS



Ball Pitch :	1.0	Substrate Thickness :	0.36
Ball Diameter :	0.5	Mold Thickness :	0.85

TOLERANCES UNLESS SPECIFIED		6024 SILVER CREEK	
DECIMAL ANGULAR ±1°		VALLEY ROAD, SAN JOSE, CA 95138	
XXX±.05		PHONE: (408) 284-8200	
XXXX±.030		FAX: (408) 284-3572	
APPROVALS	DATE	TITLE	WWW.IDT.COM
DRAWN <i>dadg</i>	7/7/09	AM/AMG 256 PACKAGE OUTLINE	
CHECKED		17 x 17 mm BODY	
		1.00 mm PITCH PBGA	
SIZE	DRAWING No.	PSC-4263	REV
C			01
DO NOT SCALE DRAWING			SHEET 1 OF 2

REVISIONS			
REV	DESCRIPTION	DATE	APPROVED
00	INITIAL RELEASE	07/08/09	P.PAIK
01	COMBINE POD & LAND PATTERN	06/05/13	KS



RECOMMENDED LAND PATTERN DIMENSION

NOTE:

- 1) ALL dimensions are in mm, Angles in degrees.
- 2) Top down view, as view on PCB.
- 3) NSMD Land Pattern Assumed
- 4) Land Pattern Recommendation as per IPC-7351B generic requirement for surface mount design and Land Pattern.

TOLERANCES UNLESS SPECIFIED			
DECIMAL	ANGULAR		
$\pm .1$	$\pm 1^\circ$		
$\pm .05$			
$\pm .030$			
APPROVALS	DATE	TITLE	
DRAWN: <b>dadg</b>	7/7/09	AM/AMG 256 PACKAGE OUTLINE	
CHECKED		17 x 17 mm BODY	
		1.00 mm PITCH PBGA	
SIZE	DRAWING No.	REV	
C	PSC-4263	01	
DO NOT SCALE DRAWING		SHEET 2 OF 2	



www.IDT.com

6024 SILVER CREEK  
VALLEY ROAD, SAN JOSE,  
CA 95138  
PHONE: (408) 284-8200  
FAX: (408) 284-3572