

AXOR



AXOR SALES BOOK
FORM FOLLOWS PERFECTION

AXOR BRAND

AXOR Values	6
AXOR History	12
Reasons to Choose AXOR	14
AXOR Services	16

AXOR COLLECTIONS

AXOR Edge	20
AXOR MyEdition	30
AXOR Starck	42
AXOR Starck V	54
AXOR Starck Organic	60
AXOR Citterio	70
AXOR Citterio E	82
AXOR Citterio M	90
AXOR Urquiola	98
AXOR Massaud	106
AXOR Uno	114
AXOR Montreux	124

AXOR PROGRAMS

AXOR Showers	136
AXOR Accessoires	158
AXOR Electronic Mixers	172
AXOR Wash Basins and Bathtubs	176
AXOR Basic Sets, Waste Sets and Overflow Sets	182

AXOR INDIVIDUALIZATION

AXOR FinishPlus	190
AXOR Signature	196

PLANNING AND INSTALLATION

Planning Examples	200
Checklist	214

AXOR INSPIRATION	218
------------------	-----

AXOR DESIGNERS	232
----------------	-----

AXOR DESIGN DICTIONARY	234
---------------------------	-----

For over 25 years, AXOR has stood for customized bathroom design. Customers can select from an impressively wide range of products – about 2,000 – from AXOR collections and AXOR programs. In recent years, the brand has increased emphasis on the development of an extensive shower product range with exclusive items reflecting classic to avant-garde design. All of these products, along with the most significant sales arguments, are listed in the overviews of the collections and programs in the AXOR Sales Book so that you can make the most persuasive case to your customers.

The philosophy and the stories behind the individual collections are unique. Reflecting the designers' personal inspirations, the bathroom collections offer a wide range of styles in design languages ranging from classic to modern. Numerous international design awards – including many Best of the Best and Gold awards – demonstrate the high quality of AXOR design.

Modern bathroom planning is increasingly about expressing a customer's own particular style. With AXOR FinishPlus and AXOR Signature, AXOR can offer even more options for customizing design to create unique, individual bathrooms. In the Individualization section you will learn how AXOR uses new materials to create mixers with a sensual look and feel. Support for shower planning with selected product combinations as well as specific installation tips can be found in the Planning and Installation section. The AXOR Inspiration section presents projects from all over the world that show the contributions AXOR products make to the unique style of a hotel or residence. Our Design Dictionary serves as a reference tool for your sales conversations. It contains explanations of important terms, highlighted in color, from the architecture and design worlds.

CONTENTS

6

AXOR Brand

FORM
FOLLOWS
PERFECTION




18

AXOR Collections

134

AXOR Programs




190

AXOR Individualization

200

Planning and Installation



218

AXOR Inspiration

232

AXOR Designers



DESIGN
DICTIONARY

234

AXOR Design Dictionary

AVANT-GARDE

FORGE AHEAD AND SET TRENDS

6

- / Pathbreaking: Development, construction and production of completely new **designs** and innovative technologies
- / Interdisciplinary: Cooperation with internationally renowned designers, architects and **interior designers**
- / History: AXOR has been a trendsetter for bathrooms for more than 25 years, as demonstrated by such **timeless** icons as the bestselling AXOR Starck
- / Validation: Numerous renowned, international design awards substantiate the AXOR design philosophy
- / **Avant-garde** use of water: from water design to water conservation to the experience of water on the skin
- / Visionary **concepts**: With AXOR WaterDreams, designers visualize the bathroom of the future





INDIVIDUALIZATION

EXPRESS YOUR PERSONALITY

9

- / A wide variety of *styles*: The personal styles of various designers create a broad range of design languages, from *classic* to *avant-garde*
- / Product range depth: Products for all areas of the bathroom – from wash basin to shower and bathtub – and for the kitchen
- / Refinement: Mixers, showers and accessories in metallic *AXOR FinishPlus* PVD surfaces from Polished Gold Optic to Brushed Black Chrome
- / Product customization: We respond to individual requests and requirements with *AXOR Signature Service*
- / New dimensions: by using exclusive materials, AXOR offers *individualization* at a completely new level with the new *AXOR MyEdition* collection

PERFECTION

PURSUING UNIQUENESS IN EVERY DIMENSION

10

- / Perfection in each and every detail: The AXOR philosophy is demonstrated in *design*, planning and production
- / High-tech and craftsmanship: AXOR brings the two together in production thanks to innovative thinking and German engineering
- / A tradition of progress: As a brand of the Hansgrohe Group, a company rich in tradition, AXOR can access over 100 years of expertise in the sanitary industry
- / Extensive support: As a specialist sales partner, you have the support of AXOR experts from consultation to sales to after-sales service



THE AXOR SUCCESS STORY

The history of AXOR is closely tied to the design history of the bathroom and the evolution of this space from a washroom towards an oasis of wellness. The history of AXOR, the design brand of the Hansgrohe Group, started when Hans Grohe founded the company in 1901. It was successfully established as a manufacturer in the sanitary industry when Klaus Grohe, Hans Grohe's youngest son, took over at the end of the 1960s. While the typical water tap during the 1980s was functional and shaped like all the others, Klaus Grohe increasingly brought his passion for design into the company. In 1981, Klaus Grohe oversaw the first design mixer, Allegroh, made in cooperation with Esslinger Design, the forerunner of the internationally renowned design office Frog Design. Uno – later called AXOR Uno – was the first mixer collection in color and received international recognition. In the 1990s, design developed into a sign of prestige and Klaus Grohe discovered its potential for the sanitary industry. In so doing, he laid the foundation for the success story of AXOR as a design brand for luxurious products that bring individuality to bathrooms and kitchens.

12

1993

ESTABLISHMENT OF THE AXOR BRAND



1994 / AXOR Starck: Presentation with Salon d'eau by Philippe Starck
 2000 / AXOR WaterDream with PHOENIX – an innovative concept bathroom



2003 / AXOR Citterio
 2004 / AXOR Starck – Redesign

AXOR WATERDREAM WITH PATRICIA URQUIOLA, JEAN-MARIE MASSAUD AND RONAN & ERWAN BOUROULLEC

2005



2006 / AXOR Massaud and AXOR Montreux
 2007 / AXOR Citterio M
 2008 / AXOR ShowerCollection – the first shower product range
 2009 / AXOR Urquiola
 2012 / AXOR Starck Organic
 2013 / AXOR WaterDream and product launch of AXOR Showers designed by Front and Nendo

“ IF YOU WANT TO BE PART OF
CHANGING THE BATHROOM,
IT’S BEST TO WORK TOGETHER
WITH DESIGNERS, INTERIOR
DESIGNERS AND ARCHITECTS.”

Klaus Grohe, 1994



AXOR EDGE

13

2014

AXOR STARCK V,
AXOR CITTERIO E AND
AXOR UNIVERSAL ACCESSORIES

2015 / AXOR One shower products designed by Barber & Osgerby
and AXOR WaterDream with the ÉCAL design school

2016 / AXOR WaterDream “Create your own spout”

2019



2017 / AXOR Uno redesign and AXOR Showers with
the innovative PowderRain spray mode

2018 / AXOR MyEdition

SIX REASONS TO CHOOSE AXOR



14


1 DESIGN DIVERSITY

AXOR works with internationally renowned designers. With their utterly personal approaches, they shape the extensive variety of *styles* and vast depth of the AXOR product range. Their designs continue to set benchmarks with regard to their avantgarde forms, which are simultaneously innovative and *timeless*. In the context of AXOR WaterDreams, designers from completely different disciplines develop their vision of the bathroom of the future, fully disconnected from product-oriented development. Their ideas provide new momentum for developing the space, understanding how it will be used and creating complementary products. In the following collections, unique water designs create extraordinary experiences in look and feel, with innovative spray modes and a completely new way to present water:

- / AXOR Massaud with a waterfall that seems real
- / AXOR Starck Organic with a gentle shower spray – for the first time on a mixer
- / AXOR Starck V with a powerful water vortex
- / AXOR MyEdition with PowderRain, matching the mixer design

2 INDIVIDUALIZATION

The exclusive *AXOR FinishPlus* and *AXOR Signature* services provide *individualization*, meeting the increasing demands of customers for more options for personalizing bathroom products. With colored PVD surfaces and customized solutions, AXOR products become unmistakably one-of-a-kind.





3 MADE IN GERMANY

The high-end products made in our AXOR plant in Schiltach, Germany, owe their excellence to German engineering quality and deep commitment to precision in every detail. This expertise is based on more than 118 years of experience gathered by the Hansgrohe Group and the knowledge of each individual production specialist. AXOR is also a pioneer in innovative manufacturing technologies such as the newest generation diamonding machine for the ultra-precise milling of surfaces for the AXOR Edge collection.

4 WORLDWIDE PRESENCE

As part of the Hansgrohe Group, which has 33 subsidiaries and 22 sales offices, AXOR is represented worldwide and delivers its products to more than 140 countries. AXOR mixers, showers and kitchen mixers can be found in top residences, hotels and restaurants around the world. International architects, planners and builders trust AXOR product quality and consultation with our experts.



5 UNDERSTANDING SUSTAINABILITY

Using resources wisely is important to AXOR – from products that save water and production materials that protect resources to durability in design, functionality and quality. One example: The AXOR Starck Organic wash basin mixer, with its especially low water consumption.

6 INTERNATIONAL DESIGN AWARDS

Validation of our design achievements by independent, internationally renowned industry experts: The numerous awards for top quality product design that AXOR has received since its beginnings confirm the brand's excellence. Among others, these awards include:

- / Red Dot Best of Best for AXOR Edge
- / Iconic Award for AXOR MyEdition
- / iF Design Award in Gold for AXOR Uno
- / Green Design Award for AXOR Starck Organic



THE MAXIMUM IN SERVICES



AXOR FINISHPLUS AND AXOR SIGNATURE

These **individualization** services allow AXOR to meet the personal requirements of customers as well as their expectations for unique design.


Find out more at: axor-design.com/individual-products



FIVE-YEAR MANUFACTURER'S GUARANTEE

The manufacturer's guarantee exceeds the legally required period, emphasizing AXOR's quality standards. In addition, strict quality management is applied during the production process so that the products comply with the high requirements of independent testing institutes and legal regulations. Manufacturer's guarantees can vary from country to country. For further information about country-specific conditions, contact your local AXOR partner.

16



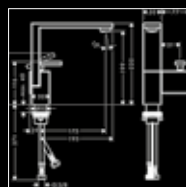
FIFTEEN-YEAR AVAILABILITY GUARANTEE

A 15-year guarantee that spare parts for AXOR products will be available for purchase ensures the safety of your investment. All of the products and related information can be found quickly and easily online in the spare parts catalog: spares.hansgrohe.com



WEB SITE FOR PROFESSIONALS

In the "pro" portal, specialized dealers, architects and installers can find information, planning advice and prices for all products as well as practical tips and tools for professional bathroom planning and consultation. Find out more at: pro.hansgrohe-int.com



PLANNING INFORMATION


Assembly and service instructions, dimension drawings, BIM planning data and 3D data for optimum bathroom planning with AXOR products can also be found in the "pro" portal: pro.hansgrohe-int.com





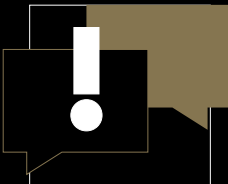
COMFORTZONE TEST

The perfect combinations of mixers and wash basins are determined in our internal test center. In addition, the corresponding wash basins of leading manufacturers are also tested with AXOR products to ensure optimum functionality and appearance. All of the recommended combinations can be found on the respective AXOR website on the page each respective collection: axor-design.com



MEISTERSERVICE

AXOR service specialists are trained masters in the sanitary trade. They provide advice with regard to technical issues – by telephone, e-mail or chat. In certain cases, a specialist for home technology provides consultation on site. Local partners can be contacted by telephone or e-mail: service@axor-design.com



PROJECT CONSULTATION

AXOR offers professional support and consultation worldwide with regard to project tenders and planning. Please contact your local partner or send an e-mail to service@axor-design.com



BATHROOM EXHIBITION

Experience AXOR worldwide, live: Showrooms and WaterStudios in urban centers of architecture and design serve as sources of inspiration as well as meeting places and design and training centers for business partners, architects and interior designers. In the Aquademie at Hansgrohe Group headquarters in Schiltach, Germany, visitors and sales partners can experience a bathroom and kitchen landscape that extends across 1,000 square meters, with a museum covering bathroom, company and brand history, regular events, and a Shower World with test showers.

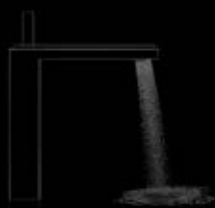


AXOR COLLECTIONS

Each AXOR collection has its own character. The respective mixers, showers, wash basins, bathtubs and accessories – all of uniform design. The unique variety of styles from classic to modern was developed in cooperation with world renowned designers.



AXOR 20
EGDE
The power of architectonics



AXOR 30
MY EDITION
A personal statement



AXOR 42
STARCK
Minimalist bathroom design



AXOR 82
CITTERIO E
The essence of elegance



AXOR 90
CITTERIO M
Urban lifestyle



AXOR 98
URQUIOLA
Poetry for the senses



AXOR
STARCK V
The vitality of water

54



AXOR STARCK
ORGANIC
Sense and sensibility

60



AXOR
CITTERIO
A celebration of water

70



AXOR
MASSAUD
The peace of nature

106



AXOR
UNO
The power of simplicity

114



AXOR
MONTREUX
The tradition of
industrial design

124



AXOR EDGE

THE POWER OF ARCHITECTONICS

AXOR Edge is a masterpiece in the tradition of the early 20th century *avant-garde*. Cubes, the distinctive design element, are put together *asymmetrically* to form an *architectonic sculpture*. In addition to the geometric shapes, the collection is characterized by the ultra-precision of its surfaces and edges, which turns the fixtures into brilliant, high-gloss jewels for the bathroom.

Design: Jean-Marie Massaud

“WITH AXOR EDGE, WE
EXPLORE THE WORLD OF
EXTREME REFINEMENT
AND UNIQUENESS.”

Jean-Marie Massaud

CHARACTERISTIC DESIGN FEATURE:

Avant-garde design: Asymmetrically arranged blocks create a mixer that is an architectonic sculpture.

THE DESIGNER'S IDEA:

Jewels for the bathroom: With AXOR Edge we wanted to make a sculpture out of an object we use every day, a sculpture that evokes emotion with its precise edges, high-gloss surfaces and refined structures.

SPECIAL COLLECTION HIGHLIGHTS:

- / High-gloss surfaces: The brilliance is generated by especially precise milling of the surfaces and edges
- / New production technology: Using a diamond-cutting machine of the latest generation. It sets new technological standards in the manufacturing process. The precision is comparable to that of the watch, jewelry and optical industries
- / *Diamond-cut*: Fine, *luxurious* structural details provide exciting contrasts and a special sensory experience
- / Complete set of bathroom fittings: Mixers for the wash basin and bathtub as well as thermostats for the shower
- / AXOR Edge is the second collection created in cooperation with French star designer Jean-Marie Massaud



Learn more about AXOR Edge:
axor-design.com/axor-edge

THE GENESIS OF A MASTERPIECE

When diamonds are used in a production process, it's to ensure the greatest precision and the finest details with the most refined materials. Precision is the foundation for brilliance, and production with diamonds is the benchmark for perfect surfaces and edges. Manufacturing AXOR Edge depends on precision to thousandths of a millimeter. An exactness that is realized by using a diamond-cutting machine of the newest generation, a tool like those used in the aerospace and laser industries.

The beveled chamfers are milled at an angle of exactly 45° and join together with absolute precision. This creates a surface without any unevenness, which reflects light perfectly. Standards for testing gloss level in quality assurance, redefined especially for this collection, ensure that exactly these high requirements are met.


22

The fine pattern structures are created with the same precision: the *diamond cut*. By milling the solid block of brass line by line in several steps, precise pyramid frustums are formed, creating a *luxurious* detail that provides exciting contrasts.



RIGHT: A line that will become a diamond cut in the finished appearance is milled up to five times.

LEFT, TOP AND BOTTOM: A diamond is used to mill the beveled chamfer at an angle of exactly 45° to a high gloss.



BRINGING HIGH-GLOSS AND ULTRA-PRECISION TOGETHER IN ONE MIXER

AXOR Edge mixers break through boundaries: High-gloss surfaces are a striking feature of the collection. To achieve this brilliance, the highest precision is required in production so that light breaks perfectly on the surface of the mixer. That's why a diamond-cutting machine is used. It creates facets on the surfaces and chamfers of the mixer with precision to the micrometer, generating a fascinating play of light and shadow. Exactly these precise details - the meticulous 45° chamfer and the innovative, three-dimensional diamond cut - turn the mixer into a gem.



WASH BASIN



Single lever basin mixer 130
with push-open waste set
46010, -000, -xxx
with diamond cut (not shown)
46011, -000, -xxx



Single lever basin mixer 190
with push-open waste set
46020, -000, -xxx
with diamond cut (not shown)
46021, -000, -xxx



Single lever basin mixer 280
with push-open waste set
46030, -000, -xxx
with diamond cut (not shown)
46031, -000, -xxx



Single lever basin mixer
floor-standing
with push-open waste set
46040, -000, -xxx
with diamond cut (not shown)
46041, -000, -xxx

Basic set
10452180



3-hole basin mixer 130
with push-open waste set
46050, -000, -xxx
with diamond cut (not shown)
46051, -000, -xxx



3-hole basin mixer
for concealed installation
wall-mounted with spout 190 mm
46060, -000, -xxx
with diamond cut (not shown)
46061, -000, -xxx

Basic set
10303180



BIDET

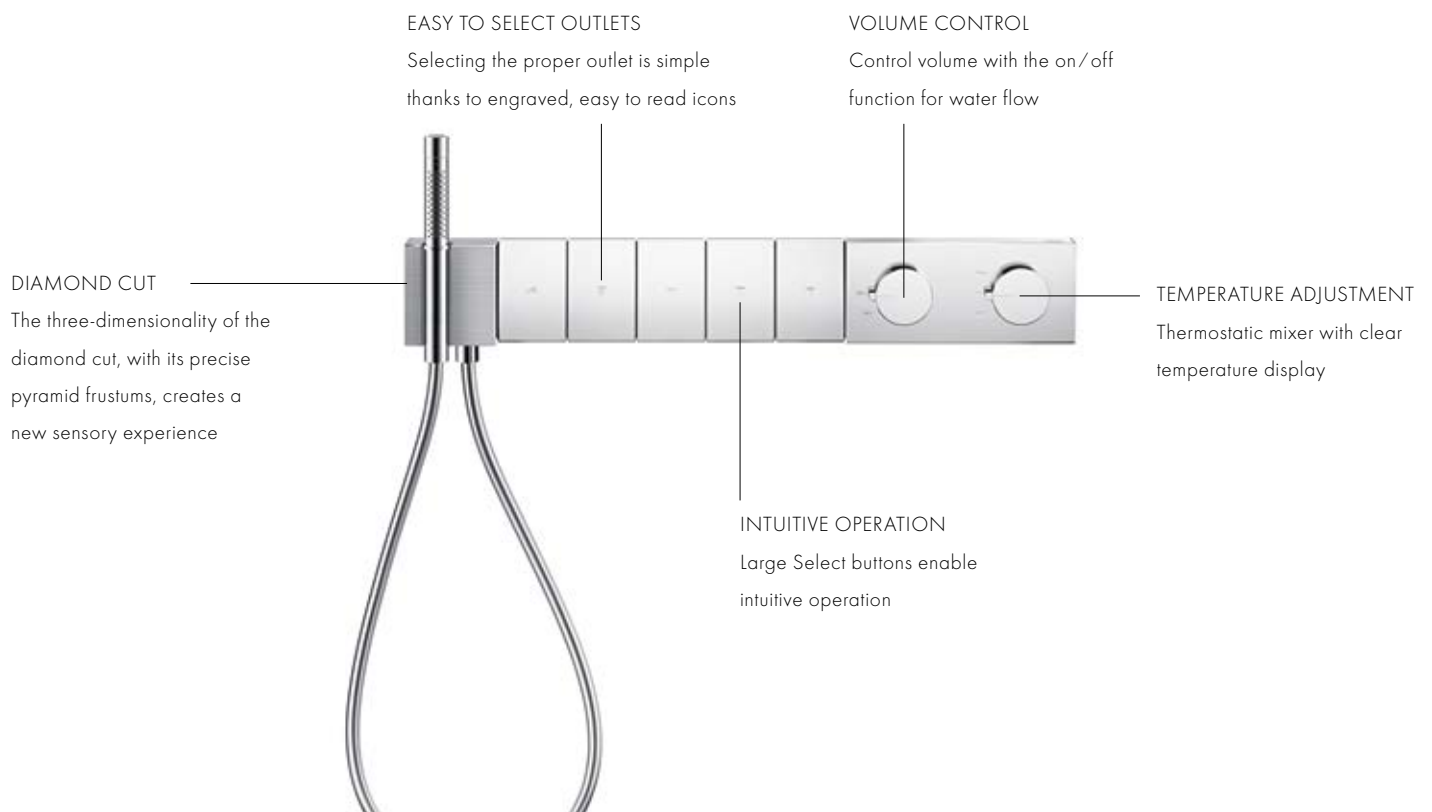


Single lever bidet mixer
with push-open waste set
46210, -000, -xxx
with diamond cut (not shown)
46211, -000, -xxx





The AXOR Edge concealed thermostat module Select for five functions offers optimum control for the AXOR ShowerHeaven 1200/300 4jet. With the generously sized Select buttons, control is intuitive. Operate up to five spray modes or showers mechanically at the press of a button.



SHOWER



Single lever shower mixer for concealed installation
46650, -000, -xxx
with diamond cut (not shown)
46651, -000, -xxx



Porter unit with baton hand shower 2jet and shower hose
46520, -000, -xxx
with diamond cut (not shown)
46521, -000, -xxx

/ Spray mode: Rain, Mono



Thermostat for exposed/concealed installation for 2 functions
46240, -000, -xxx
with diamond cut (not shown)
46241, -000, -xxx

Basic set
45442180



Thermostat for exposed/concealed installation for 3 functions
46140, -000, -xxx
with diamond cut (not shown)
46141, -000, -xxx

Basic set
45443180



Thermostatic module Select 470/100 for concealed installation for 2 functions
46700, -000, -xxx
with diamond cut (not shown)
46701, -000, -xxx

Basic set
18310180



Thermostatic module Select 540/100 for concealed installation for 3 functions
46710, -000, -xxx
with diamond cut (not shown)
46711, -000, -xxx

Basic set
18311180



Thermostatic module Select 610/100 for concealed installation for 4 functions
46720, -000, -xxx
with diamond cut (not shown)
46721, -000, -xxx

Basic set
18312180



Thermostatic module Select 680/100 for concealed installation for 5 functions
46730, -000, -xxx
with diamond cut (not shown)
46731, -000, -xxx

Basic set
18313180



Thermostat HighFlow for concealed installation
46740, -000, -xxx
with diamond cut (not shown)
46741, -000, -xxx

Basic set iBox universal
01700180



Thermostat for concealed installation with shut-off valve
46750, -000, -xxx
with diamond cut (not shown)
46751, -000, -xxx

Basic set iBox universal
01700180



Thermostat for concealed installation with shut-off/diverter valve
46760, -000, -xxx
with diamond cut (not shown)
46761, -000, -xxx

Basic set iBox universal
01700180



Shut-off valve for concealed installation
46770, -000, -xxx
with diamond cut (not shown)
46771, -000, -xxx

Basic set 52 l/min spindle
16973180

Basic set 40 l/min ceramic
16974180

Basic set 130 l/min spindle
16970180

INNOVATIVE TECHNOLOGY IN THE BATHTUB FOR MORE FREEDOM OF MOVEMENT AND MAXIMUM COMFORT

28



Suitable for bathtub rim installation

The hose is protected from external effects and runs quietly

The hose is weighted for safe, smooth hose retraction



USER-FRIENDLY, CONVENIENT HOSE COILING SYSTEM

The sBox for bathtubs features an innovative hose coiling system included in the scope of delivery for the basic set of the AXOR Edge three-hole single lever rim-mounted mixer and the basic set of the AXOR Edge rim-mounted set. With the sBox, the hose coils up smoothly, quietly and safely. The hand shower's maximum extended length is 1.45 m.



Single lever bath mixer
for concealed installation
46450, -000, -xxx
with diamond cut (not shown)
46451, -000, -xxx
Basic set iBox universal
01700180



Single lever bath mixer
for concealed installation
with integrated security combination
according to EN1717
46420, -000, -xxx
with diamond cut (not shown)
46421, -000, -xxx
Basic set iBox universal
01700180



3-hole rim mounted bath mixer
46430, -000, -xxx
with diamond cut (not shown)
46431, -000, -xxx
Basic set
15487180



/ Incl. baton hand shower 2jet
(# 28532, -000, -xxx)
/ With the integrated sBox,
the hose coils up smoothly,
quietly and safely



Rim mounted bath set
46470, -000, -xxx
Basic set
15490180



/ Incl. baton hand shower 2jet
(# 28532, -000, -xxx)
/ With the integrated sBox,
the hose coils up smoothly,
quietly and safely



Bath spout
46410, -000, -xxx
with diamond cut (not shown)
46411, -000, -xxx



Single lever bath mixer
floor-standing
46440, -000, -xxx
with diamond cut (not shown)
46441, -000, -xxx
Basic set
10452180





AXOR MYEDITION

A PERSONAL STATEMENT

With its *monolithic, linear design*, AXOR MyEdition provides you with a stage for self-expression. A wide selection of cover plates made of exclusive materials leaves room for your own creativity. The collection responds to a human desire to have something unique, to stand out from the crowd and to move in new directions.

Design: PHOENIX

“AXOR MYEDITION OFFERS
PERFECTLY COORDINATED,
MULTISENSORY
EXPERIENCES.”

Andreas Diefenbach, PHOENIX

CHARACTERISTIC DESIGN FEATURE:

Monolith: The distinctive rectangle, due to its weight and size, is monolithic.

THE DESIGNER'S IDEA:

A stage for your own creativity: Numerous options for individualization offer customers a platform for self-realization.

SPECIAL COLLECTION HIGHLIGHTS:

- / A new dimension of individualization with carefully selected *natural* materials and exclusive surface finishes
- / A new look and feel with the use of natural materials such as glass, metal, wood, marble and leather, each with its own unique surface structure
- / Maximum appeal: The exclusive, deep black, matte PVD surface finish Satin Black
- / A *sensual* contrast to linear design: Innovative water design with the velvety soft PowderRain spray mode, available for the first time on a wash basin mixer
- / Isolated water conduction: Prevents direct water contact with the body of the mixer
- / Integration or contrast: The perfect complement to the *interior design* or a statement in the bathroom



Learn more about AXOR MyEdition:
axor-design.com/axor-myedition

AN AVANT-GARDE CONCEPT AND AN INGENUOUS CONNECTION

A metal body with a chrome finish or one of the AXOR FinishPlus PVD surface. Crowned with a fascinating cover plate: With its exclusive material portfolio, AXOR Signature opens up groundbreaking potential. Metal, mirror glass, black glass and refined natural materials such as wood, marble and leather offer more appeal and new sensory experiences. AXOR MyEdition is the first.


32



The following variants are available as standard for all nine AXOR MyEdition products with their own item numbers:

- / Chrome (body) / Mirror Glass (cover plate) (-000)
- / Chrome / Black Glass (-600)
- / Satin Black / Black Glass (-350)
- / Satin Black / Brushed Bronze (-360)

In addition to the standard variants, the products can be configured individually and ordered with separate item numbers for body and cover plate.



NATURAL MATERIALS FOR THE BATHROOM – EACH COVER PLATE IS ONE OF A KIND

33

The refined materials reveal themselves in unique ways in AXOR MyEdition cover plates. Each design version is developed in an intensive process, made with precision craftsmanship and tested under the harshest conditions for mixer use in internal fatigue testing. The result is a perfect whole.

The elegant walnut veneer provides a fascinating example. Delicate sheets of wood are used to produce sturdy components with an attractive surface pattern, strikingly brown in color with a striped grain.

The white Lasa marble from South Tyrol is characterized by its fine, gold veins. The cover plates are shaved from the marble block in extremely thin layers, which are meticulously processed to produce stone veneer with a perfect surface feel.

Its dark counterpart, Nero Marquina, comes from quarries in the Basque Country of northern Spain. Deep black, with a distinctive white veining, it evokes the ultimate in elegance.

Just as meticulous is the selection of nappa leather of European origin. Due to precision processing, it is especially resilient, so it is also suitable for use in wet areas.

Each cover plate is one of a kind. This makes each AXOR MyEdition mixer into an unmistakable original. For the ultimate in individualization for wash basins and bathtubs.

To ensure the durability of the cover plates, individual cleaning recommendations are enclosed for each material.

CONSISTENT DESIGN LANGUAGE - FOR MIXER AND SPRAY



New spray formers:

The shape of the water spray is derived from the product design. In this case, a rectangular spray former was developed which, in a fixed position, is equipped with PowderRain spray mode as well as QuickClean function for easily removing calcium deposits.



PowderRain spray mode:

AXOR MyEdition is the first collection with the PowderRain spray mode. Satiny smooth droplets emerge from 170 of the finest spray nozzles for a sensual, soft and luxuriant spray experience.



Isolated water conduction:

A separated water conduction is integrated into the metal basic set which separates the conduit from the body so it remains free of lead and nickel concentrations.

WASH BASIN



Single lever basin mixer 70
with push-open waste set
47010, -000, -350, -360, -600



Single lever basin mixer 70
with push-open waste set
without plate
47012, -000, -350, -xxx



/ For combination with plate 200



Single lever basin mixer 230
with push-open waste set
47020, -000, -350, -360, -600



Single lever basin mixer 230
with push-open waste set
without plate
47022, -000, -350, -xxx



/ For combination with plate 200



3-hole basin mixer 70
with push-open waste set
47050, -000, -350, -360, -600



3-hole basin mixer 70
with push-open waste set
without plate
47052, -000, -350, -xxx



/ For combination with plate 200



Single lever basin mixer
for concealed installation
wall-mounted with spout 221 mm
47060, -000, -350, -360, -600



Single lever basin mixer
for concealed installation
wall-mounted with spout 221 mm
without plate
47062, -000, -350, -xxx



/ For combination with plate 245



Single lever basin mixer
floor-standing
with push-open waste set
47040, -000, -350, -360, -600



Single lever basin mixer
floor-standing
with push-open waste set
without plate
47042, -000, -350, -xxx



/ For combination with plate 245

INDIVIDUALIZATION FOR THE BATHTUB



The individualization concept of AXOR MyEdition can also be applied to bathtubs.

The black Nero Marquina Marble cover plate with its striking white veining is a distinctive highlight on the four-hole rim-mounted mixer.

Especially impressive as well is the white Lasa Covelano Vena Oro Marble cover plate in combination with the floor-standing bathtub mixer.



BIDET

BATHTUB



Single lever bidet mixer with push-open waste set
47210, -000, -350, -360, -600



Single lever bidet mixer with push-open waste set without plate
47212, -000, -350, -xxx



/ For combination with plate 150



4-hole rim mounted bath mixer
47430, -000, -350, -360, -600



4-hole rim mounted bath mixer without plate
47432, -000, -350, -xxx



/ For combination with plate 200



Bath spout
47410, -000, -350, -360, -600



Bath spout without plate
47412, -000, -350, -xxx



/ For combination with plate 200



Single lever bath mixer floor-standing
47440, -000, -350, -360, -600

Basic set
10452180



Single lever bath mixer floor-standing without plate
47442, -000, -350, -xxx

Basic set
10452180



/ For combination with plate 245



Finish set square
28012, -000, -xxx

Finish set oval (not shown)
28022, -000, -xxx

Basic set
15490180

- / sBox for quiet, smooth and safe hose guiding
- / Suitable for rim- or tile-mounted installation
- / Bath rim width at least 100 mm
- / Maximum pull-out length of individually selectable hand shower: 1.45 m



Available as standard for AXOR MyEdition are the variants Chrome/Mirror Glass (-000) and Chrome/Black Glass (-600). Glass is particularly hygienic, sturdy and resistant to harsh cleaning agents.



The cover plate in natural Black Walnut has very fine dark brown coloring in various shades. In combination with the AXOR FinishPlus surface Satin Black (available exclusively for AXOR MyEdition), it's a real eye-catcher.

38



The brilliantly white Lasa Covelano Vena Oro Marble is fascinating with its fine, golden veining. It is sourced from a quarry in the Jenn Cliff Massif, the highest quarry in Europe, at an elevation of more than 2,220 meters.



The black Nero Marquina Marble is an exquisite, black limestone with distinctive, white quartz veining. Because it can be polished, it is called marble. The white quartz veins were formed in the later stages of the rock's development.



European Nappa Leather brings a sense of coziness to the bathroom. The gray leather has a fine, natural structure and a soft, smooth feel.



AXOR FinishPlus surfaces bring color into the bathroom. In addition to color-in-color combinations with polished or hand-brushed variants, bi-color variants can also be realized simply by exchanging the body and top.

COVER PLATE MATERIALS



Mirror Glass
plate 200
47900, -000

Plate 245 (not shown)
47901, -000

Plate 150 (not shown)
47902, -000



Black Glass
plate 200
47900, -600

Plate 245 (not shown)
47901, -600

Plate 150 (not shown)
47902, -600



Black Walnut
plate 200
47906, -000

Plate 245 (not shown)
47907, -000

Plate 150 (not shown)
47908, -000



Marble Lasa Covelano Vena Oro
plate 200
47909, -000

Plate 245 (not shown)
47910, -000

Plate 150 (not shown)
47911, -000



Marble Nero Marquina
plate 200
47913, -000

Plate 245 (not shown)
47914, -000

Plate 150 (not shown)
47915, -000



Leather
plate 200
47916, -000

Plate 245 (not shown)
47917, -000

Plate 150 (not shown)
47918, -000



Metal
plate 200
47903, -000, -350, -xxx

Plate 245 (not shown)
47904, -000, -350, -xxx

Plate 150 (not shown)
47905, -000, -350, -xxx



The new, matte black PVD surface finish Satin Black has a pleasant feel and an especially uniform and even appearance. It is available exclusively for the AXOR MyEdition collection and specified complementary products.

PRODUCTION STEPS:













Step 1: A special electroplating process creates a microstructure in the nickel layer, which results in the matt surface.






Step 2: A chrome layer is applied on top of the nickel layer.

Step 3: The PVD process generates the deep black surface.



COLLECTION OVERVIEW AND COMBINATION OPTIONS

			Product cover plates									
			 Mirror Glass			 Black Glass			 Chrome			
			Plate 200	Plate 245	Plate 150	Plate 200	Plate 245	Plate 150	Plate 200	Plate 245	Plate 150	
Product body		Single lever basin mixer 70	Standard Chrome products, including Satin Black	47010000			47010600					
		Single lever basin mixer 70 without plate	Chrome	47012000 47900000			47012000 47900600			47012000 47903000		
			15 PVD surface finishes	47012xxx 47900000			47012xxx 47900600			47012xxx 47903000		
		Single lever basin mixer 230	Standard Chrome products, including Satin Black		47020000			47020600				
		Single lever basin mixer 230 without plate	Chrome		47022000 47901000			47022000 47901600			47022000 47904000	
			15 PVD surface finishes		47022xxx 47901000			47022xxx 47901600			47022xxx 47904000	
		3-hole basin mixer 70	Standard Chrome products, including Satin Black	47050000			47050600					
		3-hole basin mixer 70 without plate	Chrome	47052000 47900000			47052000 47900600			47052000 47903000		
			15 PVD surface finishes	47052xxx 47900000			47052xxx 47900600			47052xxx 47903000		
		Single lever basin mixer for concealed installation	Standard Chrome products, including Satin Black		47060000			47060600				
		Single lever basin mixer for concealed installation without plate	Chrome		47062000 47901000			47062000 47901600			47062000 47904000	
			15 PVD surface finishes		47062xxx 47901000			47062xxx 47901600			47062xxx 47904000	
		Single lever basin mixer floor-standing	Standard Chrome products, including Satin Black		47040000			47040600				
		Single lever basin mixer floor-standing without plate	Chrome		47042000 47901000			47042000 47901600			47042000 47904000	
			15 PVD surface finishes		47042xxx 47901000			47042xxx 47901600			47042xxx 47904000	
		Single lever bidet mixer	Standard Chrome products, including Satin Black			47210000			47210600			
		Single lever bidet mixer without plate	Chrome			47212000 47902000			47212000 47902600			47212000 47905000
			15 PVD surface finishes			47212xxx 47902000			47212xxx 47902600			47212xxx 47905000
		4-hole rim mounted bath mixer	Standard Chrome products, including Satin Black	47430000			47430600					
		4-hole rim mounted bath mixer without plate	Chrome	47432000 47900000			47432000 47900600			47432000 47903000		
		15 PVD surface finishes	47432xxx 47900000			47432xxx 47900600			47432xxx 47903000			
	Single lever bath mixer floor-standing	Standard Chrome products, including Satin Black		47440000			47440600					
	Single lever bath mixer floor-standing without plate	Chrome		47442000 47901000			47442000 47901600			47442000 47904000		
		15 PVD surface finishes		47442xxx 47901000			47442xxx 47901600			47442xxx 47904000		
	Bath spout	Standard Chrome products, including Satin Black	47410000			47410600						
	Bath spout without plate	Chrome	47412000 47900000			47412000 47900600			47412000 47903000			
		15 PVD surface finishes	47412xxx 47900000			47412xxx 47900600			47412xxx 47903000			

Product cover plates														
														
IS PVD surface finishes			Wood: Black Walnut			White Marble: Lasa Covelano Vena Oro			Black Marble: Nero Marquina			Leather: Gray Nappa Leather		
Plate 200	Plate 245	Plate 150	Plate 200	Plate 245	Plate 150	Plate 200	Plate 245	Plate 150	Plate 200	Plate 245	Plate 150	Plate 200	Plate 245	Plate 150
Brushed Bronze 47010360														
47012000 47903xxx			47012000 47906000			47012000 47909000			47012000 47913000			47012000 47916000		
47012xxx 47903xxx			47012xxx 47906000			47012xxx 47909000			47012xxx 47913000			47012xxx 47916000		
	Brushed Bronze 47020360													
	47022000 47904xxx			47022000 47907000			47022000 47910000			47022000 47914000			47022000 47917000	
	47022xxx 47904xxx			47022xxx 47907000			47022xxx 47910000			47022xxx 47914000			47022xxx 47917000	
Brushed Bronze 47050360														
47052000 47903xxx			47052000 47906000			47052000 47909000			47052000 47913000			47052000 47916000		
47052xxx 47903xxx			47052xxx 47906000			47052xxx 47909000			47052xxx 47913000			47052xxx 47916000		
	Brushed Bronze 47060360													
	47062000 47904xxx			47062000 47907000			47062000 47910000			47062000 47914000			47062000 47917000	
	47062xxx 47904xxx			47062xxx 47907000			47062xxx 47910000			47062xxx 47914000			47062xxx 47917000	
	Brushed Bronze 47040360													
	47042000 47904xxx			47042000 47907000			47042000 47910000			47042000 47914000			47042000 47917000	
	47042xxx 47904xxx			47042xxx 47907000			47042xxx 47910000			47042xxx 47914000			47042xxx 47917000	
		Brushed Bronze 47210360												
		47212000 47905xxx			47212000 47908000			47212000 47911000			47212000 47915000			47212000 47918000
		47212xxx 47905xxx			47212xxx 47908000			47212xxx 47911000			47212xxx 47915000			47212xxx 47918000
Brushed Bronze 47430360														
47432000 47903xxx			47432000 47906000			47432000 47909000			47432000 47913000			47432000 47916000		
47432xxx 47903xxx			47432xxx 47906000			47432xxx 47909000			47432xxx 47913000			47432xxx 47916000		
	Brushed Bronze 47440360													
	47442000 47904xxx			47442000 47907000			47442000 47910000			47442000 47914000			47442000 47917000	
	47442xxx 47904xxx			47442xxx 47907000			47442xxx 47910000			47442xxx 47914000			47442xxx 47917000	
Brushed Bronze 47410360														
47412000 47903xxx			47412000 47906000			47412000 47909000			47412000 47913000			47412000 47916000		
47412xxx 47903xxx			47412xxx 47906000			47412xxx 47909000			47412xxx 47913000			47412xxx 47916000		



AXOR STARCK

MINIMALIST BATHROOM
DESIGN

“THE IDEA WITH AXOR STARCK WAS TO MAKE A DESIGN THAT WAS DEEPLY, STRUCTURALLY RESPECTFUL OF WATER. THE FIRST THING TO BRING WATER IN HISTORY WAS THE PUMP, AND SO THE IDEA WAS TO MAKE SOMETHING AS SIMPLE AS THIS.”

Philippe Starck

AXOR Starck embodies the aesthetic of *minimalism*. The design focuses on the essential. A familiar shape, uncompromising in function, with an elemental connection to water. And therefore, an *archetype*: The collection is inspired by the historic hand pump used to pump water from wells.

Design: Philippe Starck

43

CHARACTERISTIC DESIGN FEATURE:

Rigorously cylindrical with a diagonal spout.

THE DESIGNER'S IDEA:

A *minimalist* statement: The basic form is derived from the historical hand pump - the first and most elementary object that made water available. Everything here has to do with the pure water and its beauty.

SPECIAL COLLECTION HIGHLIGHTS:

- / Three handle variants: the *classic* feather handle, the *modern* pin handle and the *ergonomic* lever handle
- / Mixers in various ComfortZones that can be combined with various wash basins
- / AXOR Starck has been a bestseller for 25 years and is now a design *classic*
- / Innovative baton hand shower: the first of its kind and now a *classic*



Learn more about AXOR Starck:
axor-design.com/axor-starck

THREE SINGLE LEVER MIXERS - THREE HANDLE VARIANTS

From the classic feather handle, the original from 1994 - today, a classic - to the modern pin handle, reduced down to the absolute basics, and on to the ergonomic lever handle. Three handles, one design: The iconic diagonal spout and the minimalist form emphasize the concentration on the basics.



AXOR STARCK SINGLE LEVER WASH BASIN MIXER WITH LEVER HANDLE
 / Lever handle: The ergonomic lever handle represents modern minimalism
 / Available in three heights: 80, 100, 250
 / A CoolStart variant for saving energy and water is available

AXOR STARCK SINGLE LEVER WASH BASIN MIXER WITH PIN HANDLE

- / Pin handle with integrated joystick cartridge: The sophisticated handle completes the minimalist design
- / Integrated cartridge enables a slim body
- / Three simple cylinders engender the minimalist design
- / Available in four heights: 70, 90, 170, 250

AXOR STARCK SINGLE LEVER WASH BASIN MIXER WITH FEATHER HANDLE

- / Feather handle: classic form with a wink. The feather is a surprising detail within the overall minimalist look
- / Available in three heights: 60, 70, 220
- / Original design from 1994: inspired by the hand pump

WASH BASIN



Single lever basin mixer 70
with pin handle for hand wash basins
with pop-up waste set
10116, -000, -xxx



Single lever basin mixer 90
with pin handle and pop-up waste set
10111, -000, -xxx

with waste set (not shown)
10117, -000, -xxx



Single lever basin mixer 170
with pin handle and waste set
10123, -000, -xxx



Single lever basin mixer 250
with pin handle for wash bowls
with waste set
10129, -000, -xxx



Single lever basin mixer 60
for hand wash basins
with pop-up waste set
10015, -000, -xxx



Single lever basin mixer 70
with pop-up waste set
10010, -000, -xxx

with waste set (not shown)
10018, -000, -xxx



Single lever basin mixer 220
for wash bowls with pop-up waste set
10020, -000, -xxx

with waste set (not shown)
10028, -000, -xxx



Single lever basin mixer 80
with lever handle for hand wash
basins with pop-up waste set
10102, -000, -xxx



Single lever basin mixer 100
with lever handle
and pop-up waste set
10001, -000, -xxx

with waste set (not shown)
10003, -000, -xxx

with CoolStart (not shown)
10007, -000, -xxx



Single lever basin mixer 250
with lever handle for wash bowls
with waste set
10103, -000, -xxx





WASH BASIN



2-handle basin mixer 80
with pop-up waste set
10030, -000, -xxx



3-hole basin mixer 90
with pop-up waste set
10133, -000, -xxx



3-hole basin mixer
for concealed installation
wall-mounted with spout 125 mm
10313, -000, -xxx

Basic set
10303180



Pillar tap 70 without waste set
38130, -000, -820, -xxx



ELECTRONIC



Electronic basin mixer
with temperature control
battery-operated
10101, -000, -xxx

with temperature pre-adjustment
battery-operated (not shown)
10106, -000, -xxx

with temperature control
with mains connection 230 V
(not shown)
10140, -000, -xxx

with temperature pre-adjustment
with mains connection 230 V
(not shown)
10145, -000, -xxx



47

BIDET



Single lever bidet mixer
with pin handle and pop-up waste set
10211, -000, -xxx



Single lever bidet mixer
with pop-up waste set
10200, -000, -xxx



Single lever bidet mixer
with lever handle
and pop-up waste set
10214, -000, -xxx



Single lever basin mixer 90
with bidette hand shower
and shower hose 1.60 m
10300, -000, -xxx



SHOWER COLUMN WITH THERMOSTATIC MIXER AND PLATE OVERHEAD SHOWER 240 1JET

Minimalism in the shower. Reduced to essentials, the shapes come together to form a unique whole: A circle. A cylinder. A rod. The result is a one-of-a-kind shower column.

- AXOR PLATE OVERHEAD SHOWER:
- / Generously sized, high-quality metal plate with a diameter of 240 mm
 - / Lavish RainAir full body spray with a flow rate of 13.6 l/min (at 3 bar)
 - / With the user-friendly QuickClean function

- / Temperature setting includes scalding protection at 38°C

- / Integrated knob for switching intuitively between overhead and hand shower

- / Volume control

- AXOR BATON HAND SHOWER 2JET
- / A classic in design and function. The baton hand shower sets the for innovative control: simple rotation allows users to switch between the soft Rain spray and the powerful Mono spray
 - / Positioned in a high-quality metal holder
 - / Flow rate: 13.4 l/min (at 3 bar)

- / Basic set for the shower column positioned behind the wall escutcheon
- / The shower column pipe makes it seem as if the water is coming directly out of the floor



SHOWER



Shower column with thermostat and plate overhead shower 240 l/jet # 10912, -000, -xxx

Basic set # 10902180



Single lever shower mixer for exposed installation with pin handle # 10611, -000, -xxx



Single lever shower mixer for exposed installation with lever handle # 10665, -000, -xxx



Single lever shower mixer for concealed installation with pin handle # 10616, -000, -xxx

Basic set iBox universal # 01700180

/ Matching handle version for chosen basin mixer version available



Single lever shower mixer for concealed installation with lever handle # 10614, -000, -xxx

Basic set iBox universal # 01700180



Single lever shower mixer for concealed installation # 10615, -000, -xxx

Basic set iBox universal # 01700180



Thermostat HighFlow for concealed installation # 10715, -000, -xxx

Thermostat for concealed installation (not shown) # 10710, -000, -xxx

Basic set iBox universal # 01700180

/ Matching handle version for chosen basin mixer version available



Thermostat for concealed installation with shut-off valve # 10700, -000, -xxx

Basic set iBox universal # 01700180



Thermostat for concealed installation with shut-off/diverter valve # 10720, -000, -xxx

Basic set iBox universal # 01700180



Shut-off valve for concealed installation # 10970, -000, -xxx

Basic set 52 l/min spindle # 16973180

Basic set 40 l/min ceramic # 16974180

Basic set 130 l/min spindle # 16970180



Shut-off/diverter valve Trio/Quattro for concealed installation # 10930, -000, -xxx

Basic set Trio # 16982180

Basic set Quattro # 16930180



SHOWER



Plate overhead shower 240 1jet
28494, -000, -xxx



Shower set 0.90 m
with baton hand shower 2jet
27980, -000, -xxx



with baton hand shower 1jet
(not shown)
27983, -000, -xxx



Shower bar 0.90 m
27830, -000, -xxx



Porter unit 120/120
with baton hand shower 2jet
and shower hose
12626, -000, -350, -xxx

Basic set
28486180



Baton hand shower 2jet
28532, -000, -350, -xxx




Baton hand shower 1jet (not shown)
10531, -000, -xxx



/ Change of spray modes by simply turning the spray disc at the top of the baton hand shower

Optional parts:
/ Metal effect shower hose 1.25 m (# 28282, -000, -xxx)
/ Meta lfect shower hose 1.60 m (# 28286, -000, -xxx)
/ Metal effect shower hose 2.00 m (# 28284, -000, -xxx)




In addition to the practical towel bar (# 40806000), other accessories in the minimalist design of the AXOR Starck collection can be found in the Accessories section on page 165.



MINIMALIST LOOK FOR THE BATHTUB

52



An icon for your bathtub: Clear, linear forms with a diagonal spout that recalls the historical hand pump. The floor-standing bathtub mixer is particularly suitable for free-standing bathtubs.

VARIOUS HANDLE VARIANTS

/ Available with various handle variants to match the selected wash basin mixer

SWITCHING OUTLETS

/ Switching from bathtub mixer to hand shower is done at the bath spout
/ Flow rate: 22 l/min (at 3 bar)

METAL EFFECT SHOWER HOSE 1.25 M (# 28282000)
AND BATON HAND SHOWER 2JET (# 28532000)

/ Included in scope of delivery



Single lever bath mixer for exposed installation with pin handle # 10411, -000, -xxx
with lever handle (not shown) # 10465, -000, -xxx



Bath spout # 10410, -000, -xxx



/ 50 mm extension for bath spout available (# 10495, -000, -xxx)



Single lever bath mixer floor-standing with pin handle # 10456, -000, -xxx
with lever handle (not shown) # 10455, -000, -xxx

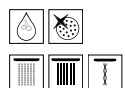
Basic set # 10452180



2-handle bath mixer floor-standing # 10458, -000, -xxx




4-hole rim mounted bath mixer with zero handles # 10444, -000, -xxx



/ Incl. hand shower 120 3jet (# 26050, -000, -xxx)



4-hole tile mounted bath mixer with zero handles # 10451, -000, -xxx



/ Incl. baton hand shower 2jet (# 28532, -000, -xxx) and metal effect shower hose 1.25 m (# 28282, -000, -xxx)
Optional parts:
/ Extension 60 mm for spout (# 10981, -000, -xxx)



Single lever bath mixer for concealed installation with pin handle # 10416, -000, -xxx
with integrated security combination according to EN1717 (not shown) # 10418, -000, -xxx
Basic set iBox universal # 01700180

/ This product is available in the surface finish Polished Gold Optic only via AXOR Signature inquiry



Single lever bath mixer for concealed installation with lever handle # 10414, -000, -xxx
with integrated security combination according to EN1717 (not shown) # 10427, -000, -xxx
Basic set iBox universal # 01700180



Single lever bath mixer for concealed installation # 10415, -000, -xxx
Basic set iBox universal # 01700180



2-hole rim mounted thermostatic bath mixer with zero handles # 10480, -000, -xxx
Basic set # 15486180

/ Combinable with sBox finish set for bathtubs in oval design (# 28022, -000, -xxx) for quiet, smooth and safe hose guidance



AXOR STARCK V

THE VITALITY OF WATER

AXOR Starck V is a unique eye-catcher at the wash basin. With its organic, *sculptural* design, the spectacular glass body displays the water, revealing a wonder of nature: the water vortex. In all its strength and beauty. Vital and captivating.

Design: Philippe Starck

“AXOR STARCK V IS A REVOLUTION: A MINIMAL OBJECT, NEARLY INVISIBLE AND TOTALLY TRANSPARENT, THAT ENCLOSES THE WATER VORTEX. THIS ENABLES A SPECIAL EXPERIENCE WITH WATER.”

Philippe Starck

CHARACTERISTIC DESIGN FEATURE:

A fascinating eye-catcher: The *organic, sculptural* form with a body in transparent glass, making the powerful, specially designed water vortex visible.

THE DESIGNER'S IDEA:

Making the beauty and vitality of water visible by means of a glass body.

SPECIAL COLLECTION HIGHLIGHTS:

- / Three variants: Single lever mixer 140 and 220 with a higher base or with a two-hole mixer with a separate pin handle
- / Two additional glass cuts: Diamond or facet cut - classic or modern
- / With EasyClick and SafetyStop function: The spout can be separated from the base with just a click in order to clean or replace it
- / Convenient 360° swivel spout
- / Spout made of high-quality crystal glass
- / Economical water consumption: 4 l/min (at 3 bar)
- / AXOR Starck V is the fifth collection designed in cooperation with Philippe Starck



Learn more about AXOR Starck V:
axor-design.com/axor-starck-v

UNDERSTANDING THE BEAUTY AND SOUL OF WATER

Unrelenting curiosity and a boundless passion for water are what motivate Klaus Grohe, son of the company's founder, Hans Grohe. He is particularly impressed by the pure energy of a vortex. He wonders how to bring this *natural* spectacle home, to the wash basin, and starts to develop a water vortex in a mixer. Klaus Grohe and AXOR find a partner in designer Philippe Starck, who creates a glass mixer, a kind of organic *sculpture*, in which this power of nature can be seen.

In a way that, up to now, was not possible, AXOR Starck V lets us experience the elemental fascination of water. The transparent glass body enables us to see the *elegance* and vitality of a water vortex.

56

GLASS SPOUT

The crystal glass spout enables users to see an extraordinary water spectacle, the vortex.

For even more individualization, there are different variants of the glass spout:

- / Diamond-cut
- / Bevel-cut

PRODUCT VARIANTS

The single lever wash basin mixer, two-hole wash basin mixer and single lever mixer variant for wash bowls all are suitable for a variety of applications



INDIVIDUALIZATION

The base can be individualized with the exclusive AXOR FinishPlus surfaces

WASH BASIN



Single lever basin mixer 140 with glass spout and waste set # 12112, -000, -xxx



Single lever basin mixer 140 with glass spout and waste set # 12112, -450



/ Color version with white socket (-450)



Single lever basin mixer 220 with glass spout for wash bowls with waste set # 12114, -000, -xxx



/ Suitable for free-standing wash bowls due to the high position of the handle



2-hole basin mixer 110 with waste set # 12115, -000



/ Handle can be positioned on the right or left or at any position on or around the wash basin



Single lever basin mixer 140 with glass spout and waste set - diamond cut # 12122, -000



Single lever basin mixer 140 with glass spout and waste set - diamond cut # 12122, -990



Single lever basin mixer 140 with glass spout and waste set - bevel cut # 12123, -000, -xxx



Single lever basin mixer 140 with glass spout and waste set - bevel cut # 12123, -990



TRUE BEAUTY LIES IN THE DETAILS



SWIVEL SPOUT

For optimum water spray alignment and more flexibility in installation

58

REMOVABLE SPOUT

Makes it easy to empty when not in use and to clean in the dishwasher

INTENSITY CONTROL

To adapt perfectly to local water pressure conditions, the intensity of the water vortex can be adjusted with the Allen key included with delivery

SAFETYSTOP FUNCTION

Closes the water valve when removing the body

EASYCLICK

Makes it easy to remove the glass body

LOW WATER CONSUMPTION

Flow rate limited to 4 l/min (at 3 bar)

JOYSTICK CARTRIDGE

The handle can be positioned to the left or right, depending on the user's preferences





Water can be breathtakingly beautiful.
When it forms an elegant vortex, it
becomes a true natural spectacle.





AXOR STARCK ORGANIC

SENSE AND SENSIBILITY

Modeled on nature. In its beauty, efficiency and primeval essence. AXOR Starck Organic unifies design and technology into a *sculptural* appearance with sensuous, organic forms. *Minimalist* in water design and in its use of resources. As nature would have intended.

Design: Philippe Starck

“NATURE LOVES
ECONOMY. THAT’S
WHY THE AXOR STARCK
ORGANIC COLLECTION
LOOKS SO REDUCED, YET
IS FULL OF INVENTION.
IT IS REVOLUTIONARY.”

Philippe Starck

CHARACTERISTIC DESIGN FEATURE:

Organic, minimalist bathroom design: The mixer, inspired by the primeval essence of nature, refers to forms such as a branch or a water droplet.

THE DESIGNER’S IDEA:

A revolutionary way of dealing with the vital element of water: AXOR Starck Organic brings ecology and economy together in one collection. In an organic, composition with a *sensual* water experience.

SPECIAL COLLECTION HIGHLIGHTS:

- / Innovative control *concept*: Separate control of water flow and temperature
- / AXOR wash basin mixer with water consumption of just 3.5 l/min (at 3 bar)
- / Innovative shower spray for a mixer: a *sensual* water experience with a soft, luxuriant stream of water and low consumption
- / Intelligent use of resources with respect to energy and materials
- / AXOR Starck Organic is the fourth collection designed in cooperation with Philippe Starck
- / Distinguished with the Green Product Design Award



Learn more about AXOR Starck Organic:
axor-design.com/axor-starck-organic

AN INNOVATIVE CONCEPT FOR CONSCIENTIOUSLY CONTROLLING WATER FLOW AND TEMPERATURE

The innovative, two-handle mixer from AXOR Starck Organic is the next step in the evolution in mixer control. It moves away from the classic single lever mixers with which water temperature and flow are controlled simultaneously. Instead the mixer ensures an *ergonomic* motion sequence with economical water use: The temperature controller, used less frequently, is positioned on the mixer head; the handle for water flow control, always in use, is in a practical position below at the water spout.

ADVANTAGES OF SEPARATE CONTROLS

TEMPERATURE CONTROL

- / Preset to a preferred temperature or an energy-saving cold setting
- / A *harmonious* look in any position
- / The preset prevents dripping and dirt marks because the mixer handle rarely needs to be touched
- / New vivid, easy-to-see hot and cold labeling: cold water = green (energy-saving); hot water = orange

WATER FLOW CONTROL

- / Cleaner and more convenient, with direct operation at the spout
- / Normal position for 3.5 l/min: best functionality together with a *consistent*, pleasant water flow while still saving water
- / Booster position for increasing flow rate to 5 l/min
- / Gradual water flow control with snap-in positions at 3.5 l/min (Normal) and 5 l/min (Booster)



INTELLIGENT FUNCTIONS SET ECOLOGICAL AND TECHNOLOGICAL STANDARDS

MIXER SHOWER SPRAY

The innovative shower spray for the wash basin mixer sets new standards for *sensuality* and conservation. It generates a wonderful water flow with a pleasant feel while maintaining optimum function. With 90 small openings the spray former creates a soft, luxuriant shower spray.



NORMAL + BOOSTER

Gradual water flow control up to the snap-in position for 3.5 l/min. Those who need a larger volume of water can simply switch to the Booster position (5 l/min).



SPRAY FORMER

By adjusting the spray former 5° in any direction, the water jet can be precisely aligned to match the wash basin geometry precisely. The spray former has a QuickClean function for easily removing limescale deposits. For a conventional spray jet, simply replace the spray former.

ADJUSTABLE SPOUT

For the right-handed version, the spout is used in the ex-works position. Left-handed users can rotate the spout by 80° for perfect ergonomics. Simply unscrew the jet former with the appropriate key and reinsert the spout.

REVOLUTIONARY WATER EXPERIENCE. LOW WATER CONSUMPTION

AXOR Starck Organic minimizes the consumption of both water, a valuable natural resource, and energy. With the temperature preset, less hot water is used. During production of the collection, resources are used sparingly: The hollow body construction of the mixer requires less material and, as a result, less.

SETTING THE TEMPERATURE CONSCIOUSLY

The temperature can be set individually. A maximum temperature can be set to save energy costs and prevent scalding. This is interesting primarily for mixers used in public areas and hotels as well as in households with children

MINIMIZED MATERIAL USE

About one third less brass is used in the mixer walls (hollow bodies) than in conventional manufacturing

ISOLATED WATER CONDUCTION

Prevents direct water contact with the mixer body. This keeps drinking water free of lead and nickel concentrations

ECONOMICAL WATER CONSUMPTION

Flow rate limited to 3.5 l/min. The result is a consistent, pleasant water experience with improved functionality in comparison with conventional mixers



WASH BASIN



2-handle basin mixer 80
with pop-up waste set
12010, -000, -xxx
with waste set (not shown)
12011, -000, -xxx



2-handle basin mixer 170
for wash bowls with waste set
12012, -000, -xxx



2-handle basin mixer 240
for wash bowls with waste set
12013, -000, -xxx



2-handle basin mixer 50
for hand wash basins
with pop-up waste set
12014, -000, -xxx



BIDET



Pillar tap 50 without waste set
12110, -000, -xxx



2-handle basin mixer
for concealed installation
wall-mounted with spout 187 mm
12015, -000, -xxx

Basic set
10902180



2-handle bidet mixer
with pop-up waste set
12210, -000, -xxx



THE PERFECT SYMBIOSIS IN THE SHOWER: ORGANIC AND GEOMETRIC

AXOR Starck Organic can be installed just as you like, either with the classic iBox universal basic set or with the concealed AXOR ShowerCollection system. The 120/120 mm modules can be used in perfect combinations, e.g. with the overhead shower 350 1jet with PowderRain and AXOR Starck Organic accessories.



SHOWER



Shower thermostat for exposed installation
12602, -000, -xxx



Single lever shower mixer for concealed installation
12605, -000, -xxx
Basic set iBox universal
01700180



Thermostat HighFlow for concealed installation
12711, -000, -xxx

Thermostat for concealed installation (not shown)
12710, -000, -xxx
Basic set iBox universal
01700180



Thermostat for concealed installation with shut-off valve
12715, -000, -xxx
Basic set iBox universal
01700180



Thermostat for concealed installation with shut-off/diverter valve
12716, -000, -xxx
Basic set iBox universal
01700180



Thermostat HighFlow 120/120 for concealed installation
12712, -000, -xxx
Basic set
10754180



Shut-off valve 120/120 for concealed installation
12771, -000, -xxx
Basic set
10971180



Shut-off/diverter valve Trio/Quattro 120/120 for concealed installation
12731, -000, -xxx
Basic set for Trio 120/120
36770180
Basic set Trio
16982180
Basic set Quattro
16930180



Thermostatic module 360/120 for concealed installation
12717, -000, -xxx

/ Vertical or horizontal installation for individual shower solutions possible



Porter unit 120/120 with baton hand shower 2jet and shower hose
12232, -000, -xxx



Shower set 0.90 m with baton hand shower 2jet
12231, -000, -xxx



Shower bar 0.90 m (not shown)
27830, -000, -xxx



Baton hand shower 2jet
12680, -000, -xxx



/ Hand shower in organic design available, matching the AXOR Starck Organic collection



68

ORGANIC DESIGN ALL THE WAY TO THE BATHTUB

The striking, powerful AXOR Starck Organic design is also found in the extraordinary bath mixers. The floor-standing bath filler with integrated hand shower complements the range for free-standing bathtubs. Thanks to its organic, minimalist design, it looks great with the broadest range of bathtub shapes.



Bath thermostat floor-standing
12016, -000, -xxx

Basic set
10452180



/ Incl. baton hand shower 2jet
(# 28532000) and Metal effect
shower hose 1.25 m
(# 28282000)

BATHTUB



Bath thermostat
for exposed installation
12410, -000, -xxx



Single lever bath mixer
for concealed installation
12415, -000, -xxx

with integrated security combination
according to EN1717 (not shown)
12416, -000, -xxx

Basic set iBox universal
01700180



Bath spout
12417, -000, -xxx

/ Integrated normal spray ensures
a fast filling of the bathtub



2-hole rim mounted thermostatic
bath mixer
12422, -000, -xxx



4-hole rim mounted thermostatic
bath mixer
12425, -000, -xxx

Basic set
15482180



4-hole tile mounted thermostatic
bath mixer
12426, -000, -xxx

Basic set
15483180



Designed to match the rest of the collection, the exposed bathtub thermostatic mixer, which resembles a branch, is also part of the *harmonious* look in the bathtub area.



Finish set square
28012, -000, -xxx

Finish set oval (not shown)
28022, -000, -xxx

Basic set
15490180

- / sBox for quiet, smooth and safe hose guiding
- / Suitable for rim- or tile-mounted installation
- / Bath rim width at least 100 mm
- / Maximum pull-out length of individually selectable hand shower: 1.45 m



AXOR CITTERIO

A CELEBRATION OF WATER

AXOR Citterio is a striking collection that unites corners, edges and distinctive, flat surfaces. Radii defer to the precious element of water. These references transform the collection into a masterpiece of the neoclassicism of the 1930s. And into a monument at the wash basin, bringing a sense of the moment into the bathroom.

Design: Antonio Citterio and Toan Nguyen

“THOSE WHO ENJOY
CELEBRATING THE
DAILY RITUAL OF
WASHING SHOULD DO
SO WITH BEAUTIFUL
OBJECTS SUCH AS
AXOR CITTERIO.”

Antonio Citterio

CHARACTERISTIC DESIGN FEATURE:

Monumental mixer design: Geometric precision and striking, flat surfaces – from spout to handles.

THE DESIGNER'S IDEA:

Luxury at second glance: Appreciate the value of water with this special mixer and experience the element more fully.

SPECIAL COLLECTION HIGHLIGHTS:

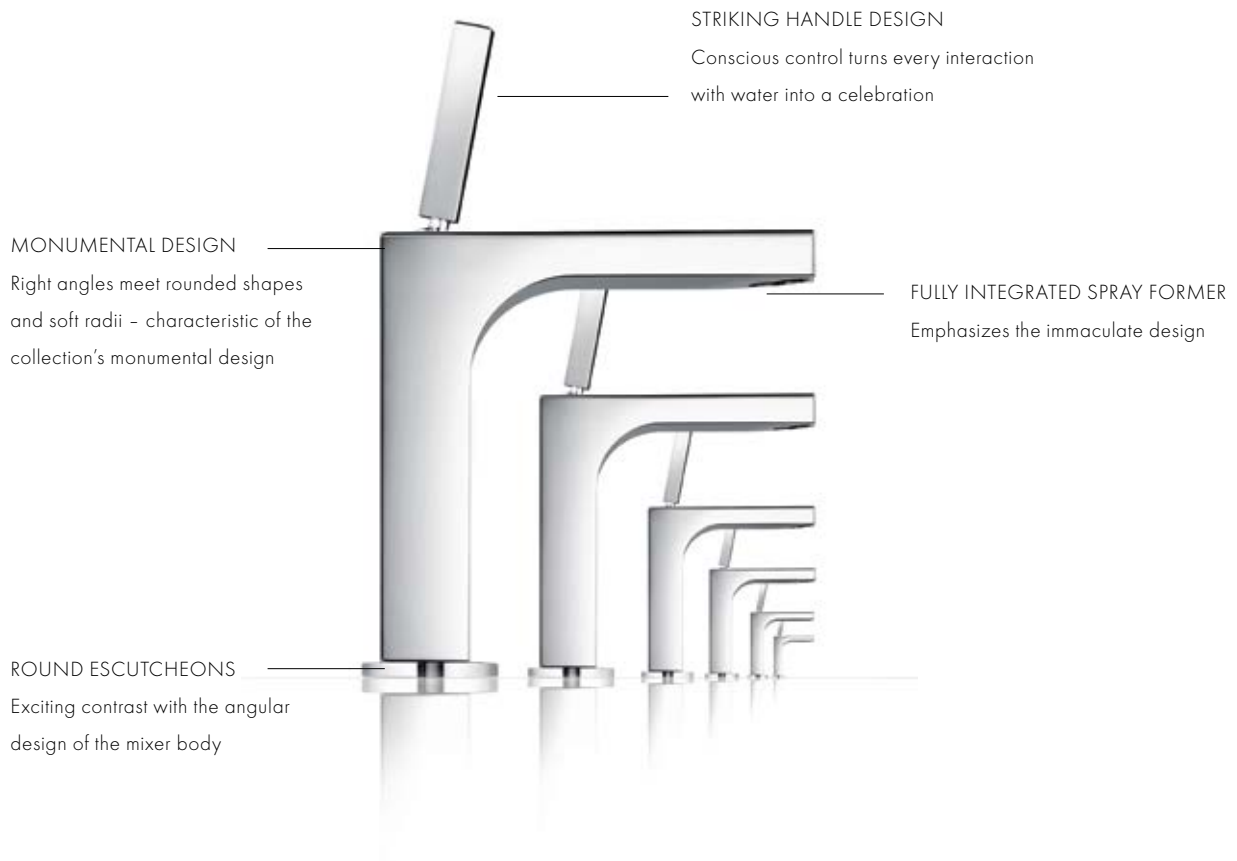
- / Two handle variants: the classic cross handle and the modern lever handle
- / The flatness of the spout is an especially striking feature of the collection
- / Many products in the collection are available with cover plates or single escutcheons
- / Many products of the collection are available as plate or escutcheon version
- / Introduced in 2003 and enhanced in 2010, AXOR Citterio is the first of three AXOR collections designed in cooperation with Antonio Citterio. Today, AXOR Citterio is a classic in bathroom design



Learn more about AXOR Citterio:
axor-design.com/axor-citterio

A MONUMENT AT THE WASH BASIN

The AXOR Citterio collection offers a variety of product variants: Cross handles and lever handles as well as products with cover plates and escutcheons. Various installation types and diverse spouts cover nearly every installation situation. All of the products have one thing in common: striking design with precisely developed radii, corners and edges and a distinctive flatness. All of these features give AXOR Citterio a monumental presence at the wash basin, in the shower and on the bathtub.



72



Striking handle design of the single lever wash basin mixer with joystick cartridge.



Modern lever handles on a three-hole wash basin mixer for wall installation.



Classic cross handles on a three-hole wash basin mixer with cover plate.

WASH BASIN



Single lever basin mixer 160
with pin handle and pop-up waste set
39031, -000, -xxx

with waste set (not shown)
39032, -000, -xxx



Single lever basin mixer 80
with pin handle for hand wash basins
with pop-up waste set
39015, -000, -xxx

Single lever basin mixer 90
(not shown)
39035, -000, -xxx



Single lever basin mixer 110
with pin handle and pop-up waste set
39010, -000, -xxx

with waste set (not shown)
39018, -000, -xxx



Single lever basin mixer 280
with pin handle for wash bowls
with pop-up waste set
39020, -000, -xxx



Single lever basin mixer 190
with pin handle and pop-up waste set
39034, -000, -xxx

with waste set (not shown)
39037, -000, -xxx



3-hole basin mixer 170
with spout 140 mm, cross handles,
plate and pop-up waste set
39134, -000, -xxx



3-hole basin mixer 170
with spout 140 mm, cross handles,
escutcheons and pop-up waste set
39133, -000, -xxx

with spout 205 mm (not shown)
39153, -000, -xxx



- / Completely integrated spray former
- / Joystick cartridge integrated on the side
- / Due to technical reasons, this product is not available in the surface finishes Polished and Brushed Black Chrome



3-hole basin mixer 170
with spout 140 mm, lever handles,
plate and pop-up waste set
39136, -000, -xxx



3-hole basin mixer 170
with spout 140 mm, lever handles,
escutcheons and pop-up waste set
39135, -000, -xxx



A VARIETY OF PRODUCTS WITH PERFECT FORM



Single lever basin mixer 190 with pin handle and pop-up waste set.



Single lever basin mixer 160 with pin handle and pop-up waste set.

74



Three-hole wash basin mixer for concealed installation, wall-mounted, with spout 222 mm, cross handles and escutcheons.



Single lever wash basin mixer for concealed installation, wall-mounted, with pin handle, spout 220 mm and cover plate.

WASH BASIN



Single lever basin mixer
for concealed installation
wall-mounted with pin handle,
spout 160 mm and plate
39112, -000, -xxx
with spout 220 mm (not shown)
39115, -000, -xxx

Basic set
13623180



Single lever basin mixer
for concealed installation
wall-mounted with pin handle,
spout 160 mm and escutcheons
39113, -000, -xxx
with spout 220 mm (not shown)
39116, -000, -xxx

Basic set
13623180



3-hole basin mixer
for concealed installation
wall-mounted with spout 166 mm,
cross handles and plate
39314, -000, -xxx
with spout 226 mm (not shown)
39144, -000, -xxx

Basic set
10303180



3-hole basin mixer
for concealed installation
wall-mounted with spout 162 mm,
cross handles and escutcheons
39313, -000, -xxx
with spout 222 mm (not shown)
39143, -000, -xxx

Basic set
10303180



/ Handle can be positioned on the right or left, depending on the individual requirements of the customer and the installation of the basic set



3-hole basin mixer
for concealed installation
wall-mounted with spout 226 mm,
lever handles and plate
39148, -000, -xxx

Basic set
10303180



3-hole basin mixer
for concealed installation
wall-mounted with spout 162 mm,
lever handles and escutcheons
39315, -000, -xxx
with spout 222 mm (not shown)
39147, -000, -xxx

Basic set
10303180



BIDET



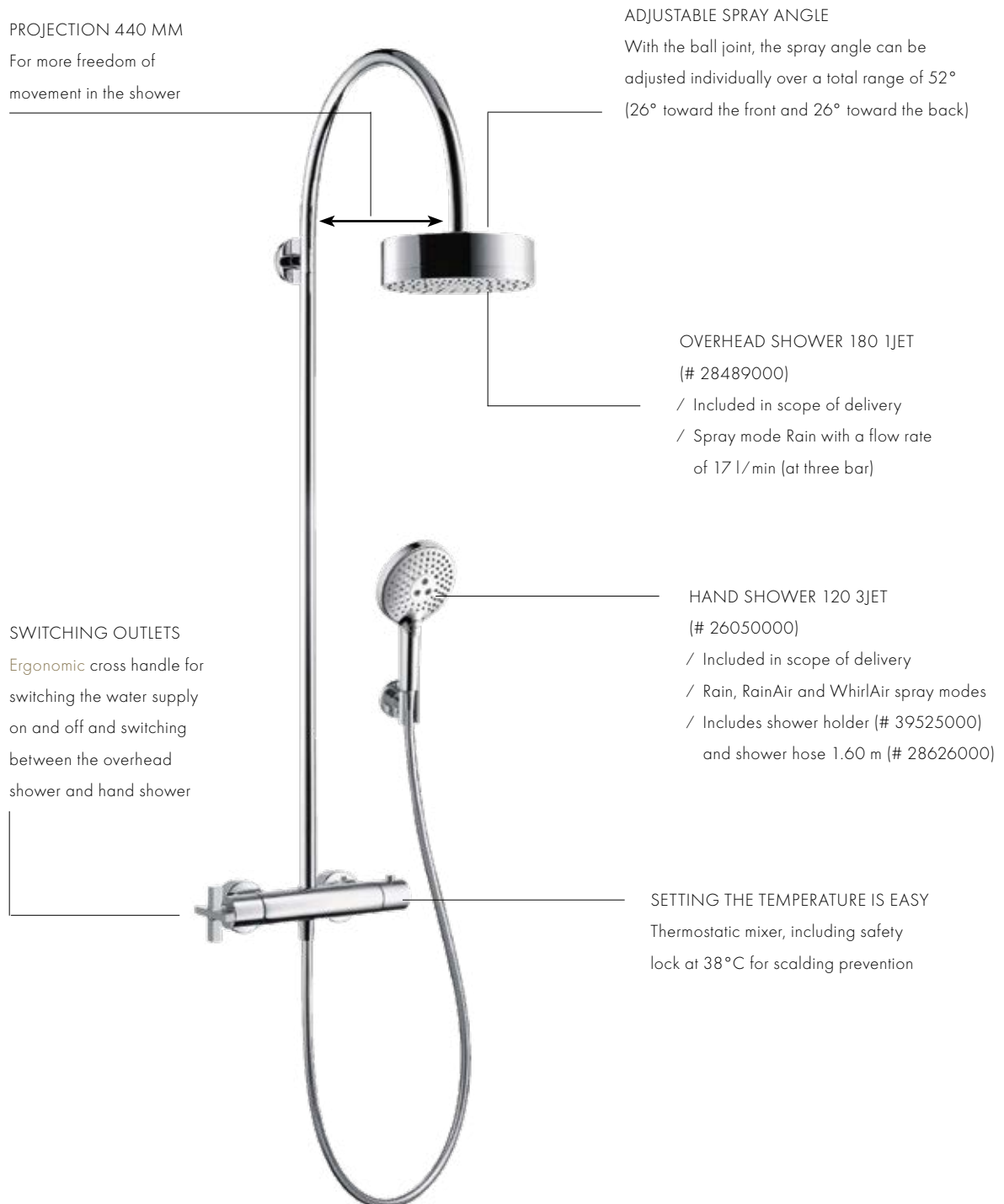
Single lever bidet mixer
with pop-up waste set
39200, -000, -xxx



Single lever bidet mixer
with pop-up waste set
39210, -000, -xxx

STRIKING DESIGN IN THE SHOWER

The exposed shower system provides superior showering comfort. It offers total flexibility with regard to installation and is especially suitable for renovations. It's easy to adjust the spray angle of the overhead shower which is equipped with the Rain spray mode. The integrated thermostatic mixer technology saves water and can be used to set the desired shower temperature precisely. The SafetyStop function prevents scalding.



SHOWER



Showerpipe with single lever mixer and overhead shower 180 1jet
39620, -000, -xxx



Showerpipe with thermostat and overhead shower 180 1jet
39670, -000, -xxx



Single lever shower mixer for exposed installation with lever handle
39600, -000, -xxx



Single lever shower mixer for concealed installation with lever handle
39655, -000, -xxx
Basic set iBox universal
01700180



Thermostat HighFlow for concealed installation with cross handle
39716, -000, -xxx
Basic set iBox universal
01700180



Thermostat HighFlow for concealed installation with lever handle
39711, -000, -xxx
Basic set iBox universal
01700180



Thermostat for concealed installation with shut-off valve and cross handle
39705, -000, -xxx
Basic set iBox universal
01700180



Thermostat for concealed installation with shut-off valve and lever handle
39700, -000, -xxx
Basic set iBox universal
01700180



Thermostat for concealed installation with shut-off/diverter valve and cross handle
39725, -000, -xxx
Basic set iBox universal
01700180



Thermostat for concealed installation with shut-off/diverter valve and lever handle
39720, -000, -xxx
Basic set iBox universal
01700180



SHOWER



Shut-off/diverter valve Trio/Quattro for concealed installation with cross handle
39925, -000, -xxx

with lever handle (not shown)
39920, -000, -xxx

Basic set Trio
16982180

Basic set Quattro
16930180



Shut-off valve for concealed installation with cross handle
39965, -000, -xxx

Basic set 52 l/min spindle
16973180

Basic set 40 l/min ceramic
16974180

Basic set 130 l/min spindle
16970180



Shut-off valve for concealed installation with lever handle
39960, -000, -xxx

Basic set 52 l/min spindle
16973180

Basic set 40 l/min ceramic
16974180

Basic set 130 l/min spindle
16970180



Wall outlet stop with non return valve, shut-off valve and cross handle
39883, -000, -xxx



Wall outlet stop with non return valve, shut-off valve and lever handle
39882, -000, -xxx



Overhead shower 180 1jet
28489, -000, -xxx




Combinable with:

- / Shower arm 390 mm (# 26431, -000, -xxx)
- / Ceiling connection 100 mm (# 26432, -000, -xxx)
- / Ceiling connection 300 mm (# 26433, -000, -xxx)



Shower set 0.90 m with hand shower 120 3jet
27991, -000, -xxx



Included in scope of delivery:

- / Hand shower 120 3jet (# 26050, -000, -xxx)
- / Shower hose 1.60 m (# 28626, -000, -xxx)



Shower bar 0.90 m
27831, -000, -xxx

Included in scope of delivery:
/ Shower hose 1.60 m (# 28626, -000, -xxx)



Porter unit 120/120 with baton hand shower 2jet and shower hose
12626, -000, -350, -xxx



Shower holder round
39525, -000, -xxx

/ For shower hoses with conical nuts



AT THE BATHTUB: A SPECIAL RADIANCE

The traditional, wall-mounted bathtub mixer with classic cross handles underscores the monumental design. The geometric precision and striking flatness of the products for the wash basin and shower is carried through to the bathtub.

HAND SHOWER 120 3JET
 (# 26050000)
 / Included in scope of delivery
 / Spray modes: Rain, RainAir and WhirlAir
 / Including shower hose 1.25 m (# 28622000)

EASY TO SWITCH OUTLETS
 Switch from bathtub spout to hand shower simply by pulling the diverter

HOT/COLD INSCRIPTIONS
 The laser inscriptions underscore the high-quality look

TRADITIONAL DESIGN
 Classic cross handles for the traditional bathtub mixer for wall installation.
 Also available with lever handles



80





Single lever bath mixer for exposed installation with lever handle
39400, -000, -xxx



Single lever bath mixer for concealed installation with lever handle
39455, -000, -xxx

with integrated security combination according to EN1717 (not shown)
39457, -000, -xxx

Basic set iBox universal
01700180



Bath spout
39410, -000, -xxx



Single lever bath mixer floor-standing with pin handle
39451, -000, -xxx

Basic set
10452180



3-hole bath mixer for concealed installation wall-mounted with cross handles and plate
39441, -000, -xxx

with lever handles and plate (not shown)
39442, -000, -xxx

Basic set
10303180



3-hole bath mixer for concealed installation wall-mounted with cross handles and escutcheons
39447, -000, -xxx

with lever handles and escutcheons (not shown)
39448, -000, -xxx

Basic set
10303180



3-hole rim mounted bath mixer with cross handles
39436, -000, -xxx

Basic set
15484180



4-hole rim mounted bath mixer with cross handles and escutcheons
39445, -000, -xxx

with lever handles and escutcheons (not shown)
39446, -000, -xxx

Basic set
15480180



4-hole tile mounted bath mixer with lever handles and escutcheons
39454, -000, -xxx

with cross handles and escutcheons (not shown)
39453, -000, -xxx

Basic set
15481180



2-hole rim mounted thermostatic bath mixer with cross handles
39480, -000, -xxx

with lever handles (not shown)
39820, -000, -xxx

Basic set
15486180



Finish set square
28012, -000, -xxx

Finish set oval (not shown)
28022, -000, -xxx

Basic set
15490180

- / sBox for quiet, smooth and safe hose guiding
- / Suitable for rim- or tile-mounted installation
- / Bath rim width at least 100 mm
- / Maximum pull-out length of individually selectable hand shower: 1.45 m



AXOR CITTERIO E

THE ESSENCE OF ELEGANCE

AXOR Citterio E perfects the beauty of *proportionality* and connects curved and angular shapes, familiar and new, classic and modern, to create a timelessly elegant form. Balanced right down to the last detail. This is the E in AXOR Citterio E. *Harmony* is created in the *balance* of opposites.

Design: Antonio Citterio

“AXOR CITTERIO E IS
A REDESIGN OF AN
EVERYDAY OBJECTS.
THESE LITTLE, BUT
REFINED DETAILS ARE
EXTREMELY IMPORTANT
FOR PERCEPTION.”

Antonio Citterio

CHARACTERISTIC DESIGN FEATURE:

Elegant, timeless design: Soft, round shapes, a tapered spout and classic cross handles that are especially *ergonomic*.

THE DESIGNER'S IDEA:

A symbiosis of opposites to create perfect beauty:
With AXOR Citterio E we wanted to create something simple, but with high tangible and visible quality, to serve as an antidote to our complex world.

SPECIAL COLLECTION HIGHLIGHTS:

- / Three handle variants: the classic cross handle, the modern pin handle and the ergonomic lever handle
- / Modern functionality: pin handle, shower set with metal slider, thermostatic module with various handles for different functions and, unambiguous, ergonomic control
- / AXOR Citterio E is the third collection in cooperation with Antonio Citterio



Learn more about AXOR Citterio E:
axor-design.com/axor-citterio-e

A PERFECT SYMBIOSIS OF RIGHT ANGLES AND SOFT, ROUND SHAPES

Elegance and user comfort are united in a single lever wash basin mixer. Precisely developed surfaces and edges are combined with rounded forms and escutcheons in a softcube design. Various handle variants such as the slim joystick handle and the lever handle are an expression of superb quality.



84



Cross handles, with their classic look, characterize the three-hole wash basin mixers. Ergonomic, with soft radii, they are easy to grip and to operate.

WASH BASIN



Single lever basin mixer 130
with pop-up waste set
36100, -000, -xxx
with waste set (not shown)
36101, -000, -xxx



Single lever basin mixer 90
for hand wash basins with waste set
36102, -000, -xxx



Single lever basin mixer 190
for wash bowls with waste set
36103, -000, -xxx



Single lever basin mixer 250
for wash bowls with waste set
36104, -000, -xxx



Pillar tap 90 without waste set
36105, -000, -xxx



Single lever basin mixer 130
with lever handle
and pop-up waste set
36110, -000, -xxx
with waste set (not shown)
36111, -000, -xxx



Single lever basin mixer 90
with lever handle for hand wash
basins with waste set
36112, -000, -xxx



Single lever basin mixer 250
with lever handle for wash bowls
with waste set
36113, -000, -xxx



85

BIDET



Single lever basin mixer
for concealed installation
wall-mounted with spout 221 mm
and escutcheons
36106, -000, -xxx
with plate (not shown)
36114, -000, -xxx
Basic set
13623180



3-hole basin mixer
for concealed installation
wall-mounted with plate
36115, -000, -xxx
with escutcheons (not shown)
36107, -000, -xxx

Basic set
10303180



3-hole basin mixer 170
with plate and pop-up waste set
36116, -000, -xxx
with escutcheons (not shown)
36108, -000, -xxx



Single lever bidet mixer
with pop-up waste set
36120, -000, -xxx
with lever handle
and pop-up waste set (not shown)
36121, -000, -xxx

Single lever basin mixer 130
with bidette hand shower
and shower hose 1.60 m (not shown)
36130, -000, -xxx



/ Handle can be positioned on the right or left, depending on the individual requirements of the customer and the installation of the basic set

ELEGANCE AND FUNCTIONALITY IN THE SHOWER

86

The scope for individual design is almost boundless. The thermostatic module 380/120 can be installed with individual escutcheons for three functions or with a plate for two functions. In connection with the basic set based on the modular principle of the AXOR ShowerCollection, installation can be carried out for customized dimensions in rows spaced 10 mm apart. The building block system and the optional 120/120 square product grid offer more options for individuality and creativity in shower planning.



SHOWER



Single lever shower mixer
for concealed installation
36655, -000, -xxx

Basic set iBox universal
01700180



Thermostatic module 380/120
for concealed installation
for 3 functions with escutcheons
36704, -000, -xxx

Basic set
36708180



Thermostatic module 380/120
for concealed installation
for 2 functions with plate
36703, -000, -xxx

Basic set
36701180



Thermostatic module 120/120
for concealed installation
36702, -000, -xxx

Basic set
10754180

/ Vertical or horizontal installation possible
/ Simultaneous utilization of 2 outlets possible



Shut-off valve 120/120
for concealed installation
36771, -000, -xxx

Basic set
10971180

Basic set 52 l/min spindle
16973180

Basic set 40 l/min ceramic
16974180

Basic set 130 l/min spindle
16970180



Shut-off/diverter valve Trio/Quattro
120/120 for concealed installation
36772, -000, -xxx

Basic set for Trio 120/120
36770180

Basic set Trio
16982180

Basic set Quattro
16930180



Shower set 0.90 m
with hand shower 120 3jet
36735, -000, -xxx



Included in scope of delivery:
/ Hand shower 120 3jet
(# 26050, -000, -xxx)
shower slider (# 92726, -000, -xxx),
shower hose 1.60m
(# 28626, -000, -xxx)
Optional parts:
/ Cover for rail (# 42871, -000, -xxx)



Shower bar 0.90 m
36736, -000, -xxx

Included in scope of delivery:
/ shower hose 1.60 m
(28626, -000, -xxx)
Optional parts:
/ cover for rail
(42871, -000, -xxx)



Porter unit 120/120 softcube
36724, -000, -xxx

Basic set
28486180

/ For shower hoses with
conical nuts on both sides



Wall plate 120/120 softcube
36725, -000, -xxx

Combinable with:
/ Shower arm 389 mm
(# 27348, -000, -xxx)



Shower module 120/120
for concealed installation softcube
36822, -000, -xxx



/ Field of application:
functions as overhead,
shoulder or side shower
/ Spray angle adjustable
in five steps
Optional parts:
/ Basic set # 28486180
/ Installation part # 28470180

INTUITIVE AND ERGONOMIC OPERATION AT THE BATHTUB

BATON HAND SHOWER 2JET
 (# 28532000)
 / Included in scope of delivery

INTEGRATED THERMOSTATIC MIXER
 / Safety lock at 40°C
 / With cross handle for convenient temperature setting

SHOWER HOSE 1.25 M
 (# 28622000)
 / Included in scope of delivery

SWITCHING OUTLETS
 Simply pull to switch ergonomically from bathtub spout to hand shower

VOLUME CONTROL
 Open and close as well as volume control for water supply



88



The four-hole rim-mounted mixer is a timeless, elegant product for the bathtub. At the same time, the handles offer intuitive operation: the temperature with the cylindrical handle, the water flow with the ergonomic cross handle.



The floor-standing thermostatic mixer for the bathtub is an eye-catcher. The simple baton hand shower has two spray modes, the elegant cross handle controls water flow, and the thermostatic mixer is used to set the temperature.



Bath thermostat floor-standing
36416, -000, -xxx

Basic set
10452180



Bath thermostat
for exposed installation
36140, -000, -xxx



Bath spout
36425, -000, -xxx



Single lever bath mixer
for concealed installation
36455, -000, -xxx

Basic set iBox universal
01700180



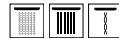
4-hole rim mounted thermostatic
bath mixer
36411, -000, -xxx

Basic set
15482180



4-hole tile mounted thermostatic
bath mixer
36410, -000, -xxx

Basic set
15483180



Finish set oval
28022, -000, -xxx

Finish set square (not shown)
28012, -000, -xxx

Basic set
15490180

- / sBox for quiet, smooth and safe hose guiding
- / Suitable for rim- or tile-mounted installation
- / Bath rim width at least 100 mm
- / Maximum pull-out length of individually selectable hand shower: 1.45 m



2-hole rim mounted thermostatic
bath mixer
36412, -000, -xxx

Basic set
15486180

- Optional parts:
- / sBox finish set square (# 28012, -000, -xxx) or
 - / sBox finish set oval (# 28022, -000, -xxx)





“IF I HAVE ONLY A SMALL
SPACE AVAILABLE, IT IS
EVEN MORE IMPORTANT
THAT I FURNISH IT WITH
CAREFULLY SELECTED,
VALUABLE OBJECTS - SUCH
AS AXOR CITTERIO M.”

Antonio Citterio

AXOR CITTERIO M

URBAN LIFESTYLE

M as in metropolis. AXOR Citterio M stands for cultivated, urban living. With simple, slim forms and clearly defined lines, the collection is an expression of modern, urban elegance. With a quiet and understated presence in the bathroom. A masterpiece, offering an everyday retreat from the frenetic pace of the city.

Design: Antonio Citterio and Toan Nguyen

91

CHARACTERISTIC DESIGN FEATURE:

Clear, svelte, quiet and understated: characteristically slim, simple, cylindrical forms and elegant surfaces

THE DESIGNER'S IDEA:

A symbol for urbanization: AXOR Citterio M is a collection that meets the demands of modern, urban life. All with modern elegance and slender forms

SPECIAL COLLECTION HIGHLIGHTS:

- / Variants: single lever, two-hole and three-hole mixers
- / Clear, easy operation with flat lever handles
- / Timeless urban design: space-saving wall-mounted mixers, understated elements for the bathroom
- / Perfect form: the first AXOR mixer with a fully integrated spray former
- / AXOR Citterio M, the second collection in cooperation with Antonio Citterio, was introduced in 2008

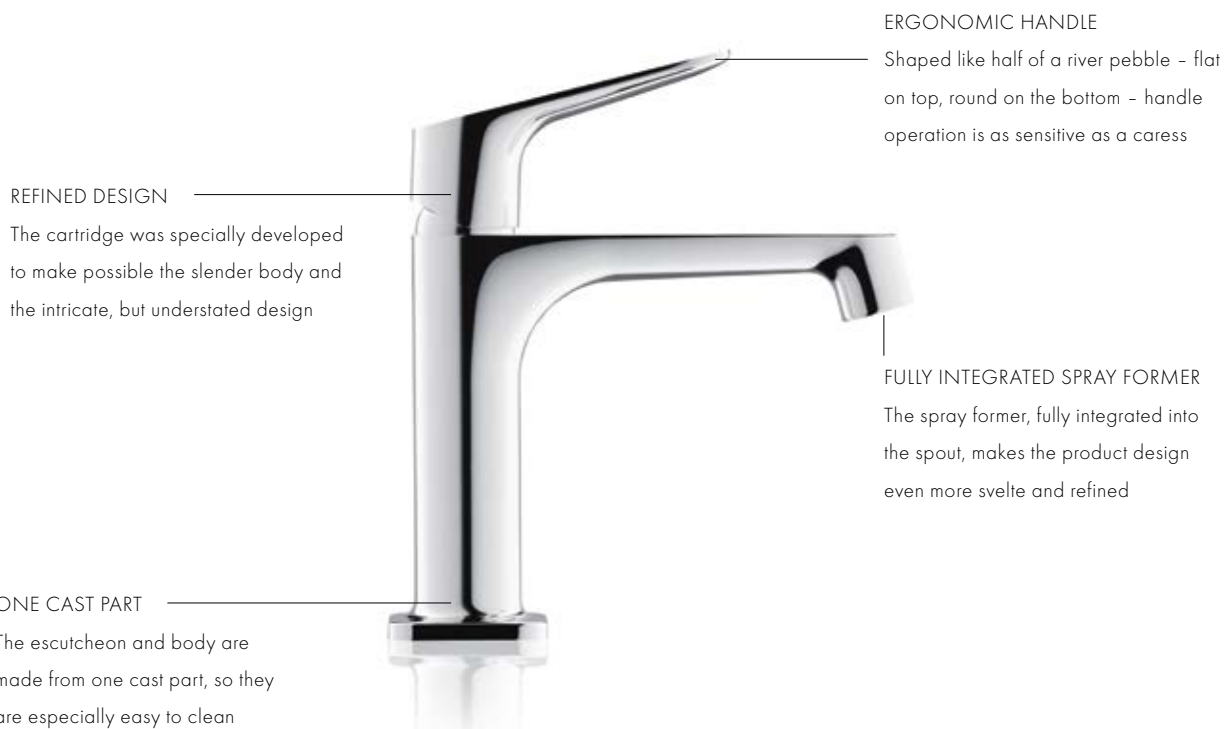


Learn more about AXOR Citterio M:
axor-design.com/axor-citterio-m

DELICATE AND UNDERSTATED DESIGN FOR THE MODERN METROPOLIS

AXOR Citterio M - a bathroom collection inspired by modern city life. M as in *modernity*. Metropolis. Milan. With characteristically slim forms, the overall impression is particularly *elegant* and a nod to Italian design. The collection fits easily and seamlessly into a variety of bathroom furnishings and *lifestyles*. The slim, single lever mixer with a flat handle and striking spout is both modern and *timeless*. Combinations are possible with wash basins of nearly any form with this extraordinary classic and elegant design.

92



Urban chic in all of its rich variations:
With its various design versions, the concealed, wall-mounted mixer offers a modern, space-saving solution.



Classic in function, modern in design:
The mixer comes to life in the *tension* between its traditional three-hole arrangement and the clear, uncomplicated form.

WASH BASIN



Single lever basin mixer 100
with pop-up waste set
34010, -000, -xxx
with waste set (not shown)
34017, -000, -xxx



Single lever basin mixer 70
for hand wash basins
with pop-up waste set
34016, -000, -xxx



Single lever basin mixer 250
for wash bowls with waste set
34127, -000, -xxx



3-hole basin mixer 160
with lever handles, escutcheons
and pop-up waste set
34133, -000, -xxx



2-hole basin mixer 160
with pop-up waste set
34132, -000, -xxx



Single lever basin mixer
for concealed installation
wall-mounted with spout 167 mm
and plate
34112, -000, -xxx

with spout 227 mm (not shown)
34115, -000, -xxx

Basic set
13623180



Single lever basin mixer
for concealed installation
wall-mounted with spout 167 mm
and escutcheons
34113, -000, -xxx

with spout 227 mm (not shown)
34116, -000, -xxx

Basic set
13623180



3-hole basin mixer
for concealed installation
wall-mounted with spout 166 mm,
lever handles and escutcheons
34313, -000, -xxx

with spout 226 mm, lever handles
and escutcheons (not shown)
34315, -000, -xxx

Basic set
10303180



/ Handle can be positioned on the right or left, depending on the individual requirements of the customer and the installation of the basic set

BIDET




Pillar tap 90 without waste set
34130, -000, -xxx



Single lever bidet mixer
with pop-up waste set
34210, -000, -xxx





SHOWER



Single lever shower mixer
for exposed installation
34620, -000, -xxx



Shower thermostat
for exposed installation
34635, -000, -820, -xxx



Single lever shower mixer
for concealed installation
34625, -000, -xxx

Basic set iBox universal
01700180



Thermostat HighFlow
for concealed installation
34716, -000, -xxx

Thermostat for concealed installation
(not shown)
34715, -000, -xxx

Basic set iBox universal
01700180



Thermostat for concealed installation
with shut-off valve
34705, -000, -xxx

Basic set iBox universal
01700180



Thermostat for concealed installation
with shut-off/diverter valve
34725, -000, -xxx

Basic set iBox universal
01700180



Thermostat for concealed installation
softcube for 2 functions
36707, -000, -xxx

Basic set iBox universal
01700180



/ Further matching AXOR
ShowerSelect products
can be found in the AXOR
Showers chapter



Shut-off/diverter valve Trio/Quattro
for concealed installation
34920, -000, -xxx

Basic set Trio
16982180

Basic set Quattro
16930180



Shut-off valve
for concealed installation
with lever handle
34960, -000, -xxx

Basic set 52 l/min spindle
16973180

Basic set 40 l/min ceramic
16974180

Basic set 130 l/min spindle
16970180



Porter unit
11626, -000, -xxx

Matching complementary products:
/ Hand shower 120 3jet
(# 26050, -000, -xxx)
/ Shower hose
(# 28622, -000, -xxx)

MODERN DESIGN FOR THE BATHTUB

The intricately designed AXOR Citterio M four-hole rim-mounted mixer is the ideal product choice for the tub in modern bathrooms. The lever handles - shaped like halves of a river pebble - offer ergonomic operation, like a caress for the hands. AXOR Citterio M meets all the requirements of urban living for a variety of applications in the bathroom.





Single lever bath mixer for exposed installation
34420, -000, -xxx



Single lever bath mixer for concealed installation
34425, -000, -xxx

with integrated security combination according to EN1717 (not shown)
34427, -000, -xxx

Basic set iBox universal
01700180



Bath spout
34410, -000, -xxx

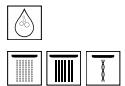


Bath thermostat for exposed installation
34435, -000, -820, -xxx



4-hole rim mounted bath mixer with lever handles and escutcheons
34444, -000, -xxx

Basic set
15480180



4-hole tile mounted bath mixer with lever handles and escutcheons
34454, -000, -xxx

Basic set
15481180



Finish set oval
28022, -000, -xxx

Finish set square (not shown)
28012, -000, -xxx

Basic set
15490180

- / sBox for quiet, smooth and safe hose guiding
- / Suitable for rim- or tile-mounted installation
- / Bath rim width at least 100 mm
- / Maximum pull-out length of individually selectable hand shower: 1.45 m



Elegance across the board: the simple, reduced bath mixers of the AXOR Citterio M collection.





AXOR URQUIOLA

POETRY FOR THE SENSES

AXOR Urquiola is a many-faceted collection that embodies *eclectic* design principles. A skillful mix of styles and influences, a fascinating interplay of references and *symbols*, a harmonious whole created from distinct elements and interesting details. A variety of forms – *asymmetrical* and flat – come together to form something new and unique. Simultaneously sensuous and functional. An expression of the great art of *style* fusion.

Design: Patricia Urquiola

“LITTLE MEMORIES AND
PERSONAL OBJECTS
ARE WHAT MAKE A
ROOM FEEL LIKE HOME.
THE MIXER HAS TO BE
PERSONAL, JUST AS WITH
AXOR URQUIOLA.”

Patricia Urquiola

CHARACTERISTIC DESIGN FEATURE:

Skillful style fusion: With its asymmetries and flat surfaces, intricate details, radii and the skillful interplay of various forms, the collection expresses the unexpected. This is *eclecticism*. Yet the collection, while surprising, is harmonious and sensuous in its overall look.

THE DESIGNER'S IDEA:

Elements and impressions of life come together naturally – everything in *harmony*.

SPECIAL COLLECTION HIGHLIGHTS:

- / Eclecticism: a fusion of various style elements that invokes the unconventional
- / AXOR Urquiola is characterized by expansive surfaces, extraordinary details and a *sensual* look
- / This elegant design features handles with large openings for a delicate overall impression, despite the amplitude of the basic form
- / New interpretations of the wash basin and bathtub based on old-fashioned washtubs. Matching accessories complete the bathroom look
- / AXOR Urquiola is the realization of Patricia Urquiola's vision of the bathroom. It was *conceptualized* as part of the AXOR WaterDreams 2005



Learn more about AXOR Urquiola:
axor-design.com/axor-urquiola

A FUSION OF STYLES AND ELEMENTS

The shifting interplay of personal memories and impressions forms the basis of the AXOR Urquiola collection. Abandoning conformity, convention and rigid structures. Embracing multifaceted, richly detailed worlds of style full of *sensuality* and powerful energy. With its lively style mixture, AXOR Urquiola offers a new freedom to create individually designed oases in which the details fuse together into a *harmonious* whole.

WATER CONSUMPTION

Flow rate for all wash basin mixers: 5 l/min (at 3 bar)

ELEGANT HANDLE DESIGN

The generously sized openings in the handles, an overall design feature, enable intuitive, ergonomic operation. Despite their ample form, the handles appear light and delicate

AN EXCITING DESIGN DETAIL.

The surface of the mixer spout is interrupted by a perfectly crafted wave. This unusual design feature - a reference to a bamboo shoot - underscores the organic design

SOFT. EXPANSIVE

AXOR Urquiola is characterized by its combination of expansive, perfectly crafted surfaces with soft, but precise, radii



100



Nostalgic accents:

The form of the wash basin recalls traditional wash bowls of years gone by.



Practical handles:

The integrated handles also serve as towel holders.

WASH BASIN



Single lever basin mixer 130
with pop-up waste set
11020, -000, -xxx
with waste set (not shown)
11021, -000, -xxx



Single lever basin mixer 280
for wash bowls with waste set
11035, -000, -xxx



/ Particularly suitable for
free-standing wash bowls
of the AXOR Urquiola
collection (# 11300000
and # 11301000)



Single lever basin mixer 110
for hand wash basins
with pop-up waste set
11025, -000, -xxx



Single lever basin mixer
for concealed installation
wall-mounted with spout 200 mm
11026, -000, -xxx

Basic set
10902180



/ Particularly suitable for the
wall-mounted wash basin
of the AXOR Urquiola
collection (# 11302000)



2-handle basin mixer 120
with pop-up waste set
11024, -000, -xxx



3-hole basin mixer 50
with plate and pop-up waste set
11040, -000, -xxx



3-hole basin mixer 50
with escutcheons
and pop-up waste set
11041, -000, -xxx



3-hole basin mixer
for concealed installation
wall-mounted with spout 168 mm
11042, -000, -xxx

with spout 228 mm (not shown)
11043, -000, -xxx

Basic set
10303180



/ Particularly suitable for the
wall-mounted wash basin
of the AXOR Urquiola
collection (# 11302000)

101

BIDET



Wash bowl 624/408
11300, -000

/ Counter top wash bowl
/ Only in conjunction with basin mixers with non-closing waste set
/ Material: mineral cast with gel coat
/ TÜV certified

Optional parts:
/ Waste set non-closing for wash basins (# 51301000)



Wash bowl 511
11301, -000



Wash basin 624/399 wall-mounted
11302, -000

/ Wall-mounted
/ Only in conjunction with basin
mixers with non-closing waste set
/ Material: mineral cast
with gel coat
/ TÜV certified

Optional parts:
/ Waste set non-closing for
wash basins (# 51301000)



Single lever bidet mixer
with pop-up waste set
11220, -000, -xxx



SHOWER



Single lever shower mixer
for exposed installation
11620, -000, -xxx



Single lever shower mixer
for concealed installation
11625, -000, -xxx



Porter unit
11626, -000, -xxx

/ For shower hoses with
conical nuts on both sides

Basic set iBox universal
01700180



Thermostat HighFlow
for concealed installation
11731, -000, -xxx



Thermostat for concealed installation
with shut-off valve
11732, -000, -xxx



Thermostat for concealed installation
with shut-off/diverter valve
11733, -000, -xxx

Thermostat for concealed installation
(not shown)
11730, -000, -xxx

Basic set iBox universal
01700180

Basic set iBox universal
01700180

Basic set iBox universal
01700180



Shut-off valve
for concealed installation
11960, -000, -xxx



Shut-off/diverter valve Trio/Quattro
for concealed installation
11925, -000, -xxx

Basic set 52 l/min spindle
16973180

Basic set Trio
16982180

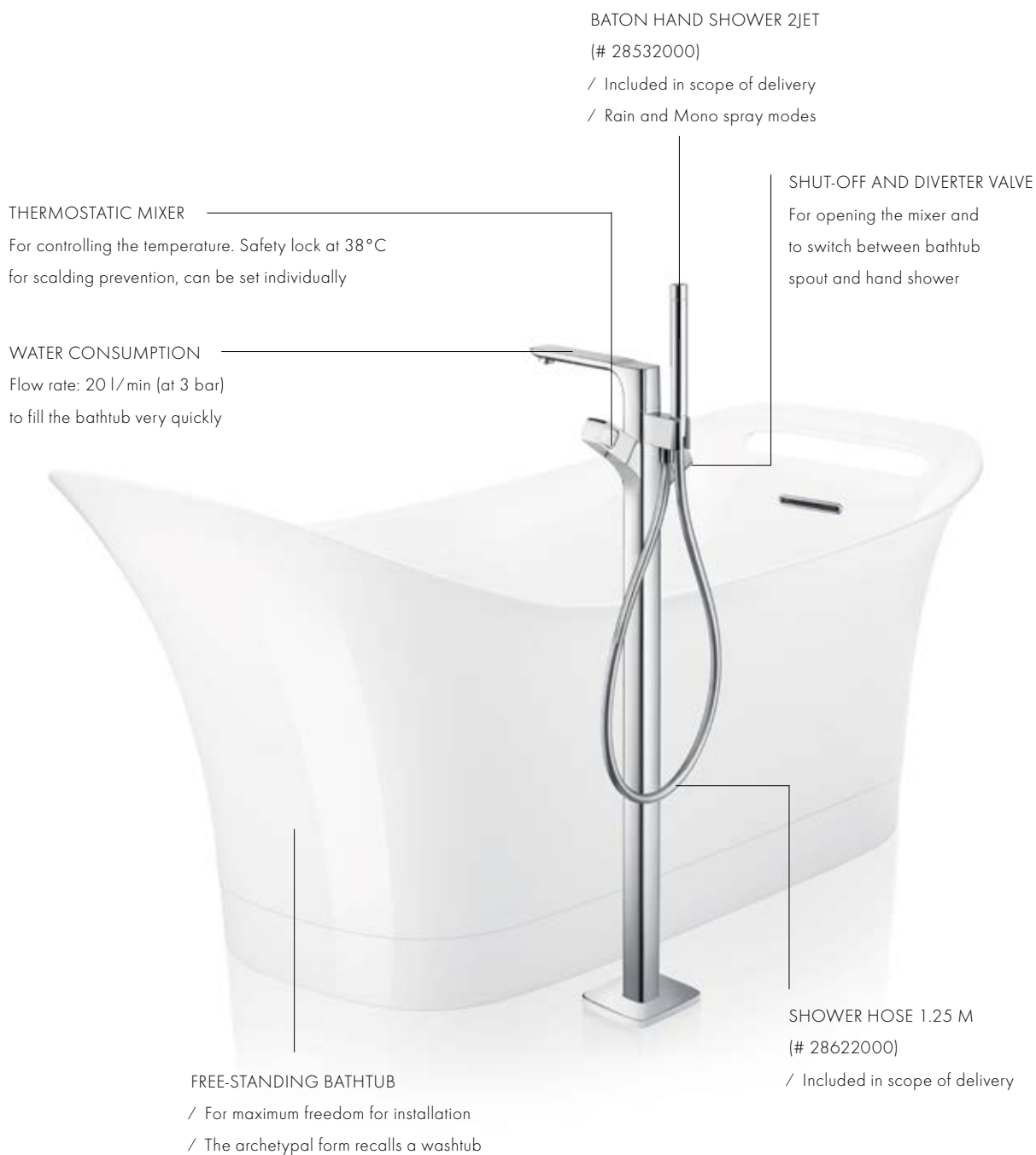
Basic set 40 l/min ceramic
16974180

Basic set Quattro
16930180

Basic set 130 l/min spindle
16970180

STYLE FUSION ALL THE WAY TO THE BATHTUB

The floor-standing bathtub mixer, with its *eclectic* design, is at home anywhere in the bathroom. Just as sensuous as its counterpart on the wash basin, it fuses flat surfaces with unexpected *asymmetries*. When combined with the *nostalgic* look of the AXOR Urquiola bathtub, made of mineral casting material with a gel coating, it is a visual highlight in the bathroom.





Bath thermostat floor-standing
11422, -000, -xxx

Basic set
10452180



Included in scope of delivery:
/ Baton hand shower 2jet
(# 28532, -000, -xxx)
/ Shower hose 1.25m
(# 28622, -000, -xxx)



Single lever bath mixer
for exposed installation
11420, -000, -xxx



/ Flow rate: 22 l/min (at 3 bar)



4-hole rim mounted bath mixer
11443, -000, -xxx

Installation plate
39449, -000

Basic set
15480180



Included in scope of delivery:
/ Hand shower 120 3jet (# 26050, -000, -xxx)



4-hole tile mounted bath mixer
11445, -000, -xxx

Basic set
15481180



3-hole rim mounted bath mixer
11436, -000, -xxx

Installation plate (not shown)
39449, -000

Basic set
15484180



Single lever bath mixer
for concealed installation
11425, -000, -xxx

Basic set iBox universal
01700180



Bath spout
11430, -000, -xxx



Bath tub 1,800/600
11440, -000

Technical data:

- / Material: mineral cast with gel coat
- / Filling capacity: approx. 180 l (1 person with 70 kg)
- / Weight with water (1 person with 70 kg): approx. 440 kg
- / Weight without water: 187 kg
- / Dimensions (l x w x d): 1,820 x 795 x 870 mm
- / Filling level: approx. 340 mm
- / Color: Alpinwhite



Finish set oval
28022, -000, -xxx

Finish set square (not shown)
28012, -000, -xxx

Basic set
15490180

- / sBox for quiet, smooth and safe hose guiding
- / Suitable for rim- or tile-mounted installation
- / Bath rim width at least 100 mm
- / Maximum pull-out length of individually selectable hand shower: 1.45 m





AXOR MASSAUD

THE PEACE OF NATURE

AXOR Massaud perfects the connection between people and nature. The collection makes water into a source of wellbeing and composure. Celebrates it in the form of a natural waterfall flowing from a shelf. The collection embodies uncompromising, organic avant-garde design inspired by the elements of nature. Far from all technology, to enjoy the moment – with water rather than with a mixer.

Design: Jean-Marie Massaud

“I WANTED TO MAKE THE
FUNCTIONAL ELEMENTS
DISAPPEAR TO CREATE
THE LANDSCAPE FOR A
HOLISTIC EXPERIENCE
WITH WATER.”

Jean-Marie Massaud

CHARACTERISTIC DESIGN FEATURE:

Organic design language inspired by nature: Expansive surfaces meet soft curves that transition to radical geometric forms. The body is a blade of grass. The cascading spray a natural waterfall. And the bathtub a lake.

THE DESIGNER'S IDEA:

The natural world and its elements: A sensuous waterfall flowing from a shelf – this is AXOR Massaud. The mixer is not a technical object. Rather, it was designed to present the element of water and create an ingenious connection between people and nature. To provide a source of calmness and contemplation.

SPECIAL COLLECTION HIGHLIGHTS:

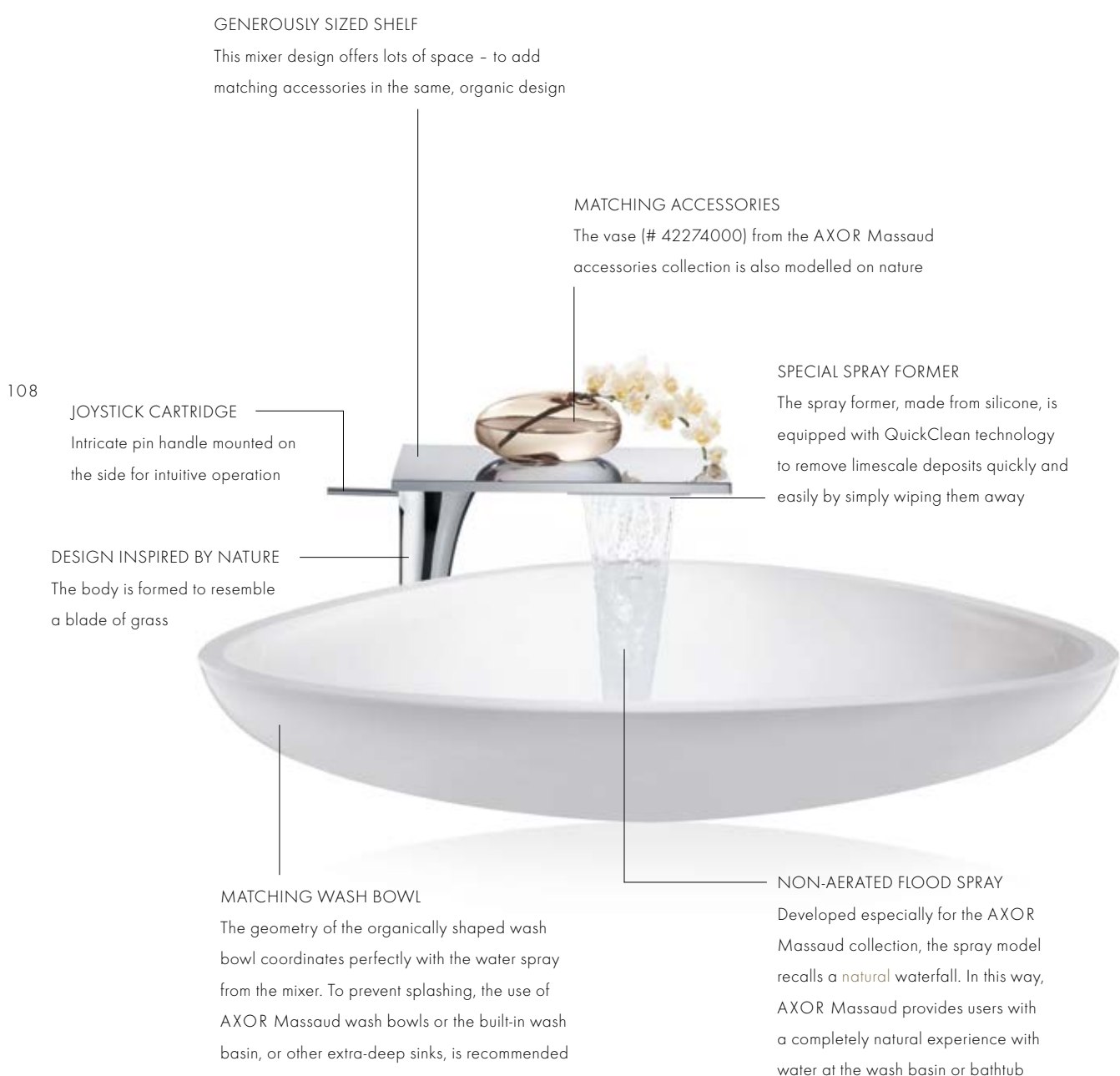
- / The mixer gives added value as a shelf
- / Avant-garde water design: the cascading waterfall is not aerated – this nod to a natural waterfall resulted from intensive development work
- / Matching products with complementary, organic design: wash basins, bathtubs and accessories
- / The first collection in cooperation with Jean-Marie Massaud



Learn more about AXOR Massaud:
axor-design.com/axor-massaud

HARMONIOUS CONNECTION BETWEEN NATURAL AESTHETICS AND MODERN DESIGN

AXOR Massaud brings the natural world into the bathroom, allowing us to experience the element of water in all its *sensual* glory. A vigorous stream gushes from the mixer like a waterfall. Behind this gorgeous cascade is advanced water-saving technology. All rounded out by the *harmonious* relation between the wash basin, with its organic form, and the mixer.



GENEROUSLY SIZED SHELF

This mixer design offers lots of space - to add matching accessories in the same, organic design

MATCHING ACCESSORIES

The vase (# 42274000) from the AXOR Massaud accessories collection is also modelled on nature

SPECIAL SPRAY FORMER

The spray former, made from silicone, is equipped with QuickClean technology to remove limescale deposits quickly and easily by simply wiping them away

108

JOYSTICK CARTRIDGE

Intricate pin handle mounted on the side for intuitive operation

DESIGN INSPIRED BY NATURE

The body is formed to resemble a blade of grass

MATCHING WASH BOWL

The geometry of the organically shaped wash bowl coordinates perfectly with the water spray from the mixer. To prevent splashing, the use of AXOR Massaud wash bowls or the built-in wash basin, or other extra-deep sinks, is recommended

NON-AERATED FLOOD SPRAY

Developed especially for the AXOR Massaud collection, the spray model recalls a *natural* waterfall. In this way, AXOR Massaud provides users with a completely natural experience with water at the wash basin or bathtub

WASH BASIN



Single lever basin mixer 110
with waste set
18010, -000, -xxx



/ Particularly suitable for
the built-in wash basin
of the AXOR Massaud
collection (# 42310000)



Single lever basin mixer 220
for wash bowls with waste set
18020, -000, -xxx



/ Particularly suitable for
free-standing wash bowls
of the AXOR Massaud
collection (# 42300000
and # 42305000)



3-hole basin mixer 80
with pop-up waste set
18013, -000, -xxx



3-hole basin mixer
for concealed installation
wall-mounted with spout 170 mm
18112, -000, -xxx

Basic set
18113180



3-hole basin mixer
for concealed installation
wall-mounted with spout 262 mm
18115, -000, -xxx

Basic set
18113180



Built-in wash basin 585/469
with 1-boreholing
42310, -000



Wash bowl 800/450
42300, -000



Wash bowl 570/450
42305, -000

/ Only in conjunction with basin mixers with non-closing waste set
/ Material: mineral cast with gel coat
/ TÜV certified
Optional parts:
/ Waste set non-closing for wash basins (# 51301000)

BIDET



Single lever bidet mixer
with pop-up waste set
18210, -000, -xxx

/ Spray mode: Laminar spray





SHOWER



Single lever shower mixer
for concealed installation
18655, -000, -xxx

Basic set iBox universal
01700180



Thermostat HighFlow
for concealed installation
18741, -000, -xxx

Basic set iBox universal
01700180



Thermostat for concealed installation
with shut-off valve
18745, -000, -xxx

Basic set iBox universal
01700180



Thermostat for concealed installation
with shut-off/diverter valve
18750, -000, -xxx

Basic set iBox universal
01700180



Shut-off valve
for concealed installation
18770, -000, -xxx

Basic set 52 l/min spindle
16973180

Basic set 40 l/min ceramic
16974180

Basic set 130 l/min spindle
16970180



Shut-off/diverter valve Trio/Quattro
for concealed installation
18730, -000, -xxx

Basic set Trio
16982180

Basic set Quattro
16930180

/ Handles and escutcheons of thermostats and shut-off valves are formed in an sculptural-organic design - according to the design of the collection



The towel holder resembles a forked branch.



112

The design of the free-standing AXOR Massaud bathtub is also uncompromisingly *organic*. The bathtub resembles a natural lake in which to take a dip and wash one's cares away. A perfect match: the floor-standing bathtub mixer with a non-aerated flood spray that flows from the mixer into the tub like a *natural* waterfall.

BATON HAND SHOWER 2JET
(# 28532000)

- / Included in scope of delivery
- / Rain and Mono spray modes

SWITCHING OUTLETS

For switching from mixer
to hand shower

GENEROUSLY SIZED SHELF

A place to put accessories

METAL EFFECT SHOWER HOSE 1.25 M
(# 28282000)

- / Included in scope of delivery





Single lever bath mixer for concealed installation # 18455, -000, -xxx
Basic set iBox universal # 01700180



Bath spout # 18472, -000, -xxx
Basic set # 18471180



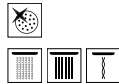
2-hole rim mounted thermostatic bath mixer # 18480, -000, -xxx
Basic set # 15486180



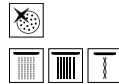
Single lever bath mixer floor-standing # 18450, -000, -xxx
Basic set # 10452180



4-hole rim mounted bath mixer # 18440, -000, -xxx
Basic set # 15480180



4-hole tile mounted bath mixer # 18453, -000, -xxx
Basic set # 15481180



Finish set square # 28012, -000, -xxx
Finish set oval (not shown) # 28022, -000, -xxx
Basic set # 15490180

/ Incl. hand shower 120 3jet (# 26050, -000, -xxx)

- / sBox for quiet, smooth and safe hose guiding
- / Suitable for rim- or tile-mounted installation
- / Bath rim width at least 100 mm
- / Maximum pull-out length of individually selectable hand shower: 1.45 m



Bath tub 1,900/1,500 # 18950, -000

- Technical data:
- / Thanks to its light weight, the bath tub, made from polyurethane foam with fibre glass and polyester gel coating, is easy to install
 - / Pre-mounted waste set with centrally operated push-open valve
 - / Filling capacity: approx. 397 l (1 person with 70 kg) and 327 l (with 2 persons with 70 kg)
 - / Dimensions (l x w x d): 1,891 x 1,536 x 620 mm
 - / Weight 70 kg
 - / Filling level: approx. 380 mm
 - / Color: white



AXOR UNO

THE POWER OF SIMPLICITY

AXOR Uno is about the purity of perfection. And about the simple shapes that form a visible design. Inspired by the original purists. The mixer consists of pipes - the original form of water transport - put together at precise right angles. Subtly excessive, based on the golden ratio. This ascetic form exudes a great strength. The power of simplicity.

Design: PHOENIX

—
 "IMPLEMENTED
 AT THE HIGHEST
 TECHNOLOGICAL
 LEVELS, AXOR UNO IS
 THE QUINTESSENCE
 OF PURISM: CLEAN,
 MINIMALIST AND
 SUBTLE."
 —

Andreas Diefenbach, PHOENIX

CHARACTERISTIC DESIGN FEATURE:

Purist mixer design: A clear design language with basic cylindrical forms. Precisely put together at right angles. Subtly excessive, based on the golden ratio.

THE DESIGNER'S IDEA:

An appreciation of design and material: With the pipe, one of the oldest forms of water transport, AXOR Uno embodies radical reduction to the essentials. The material and the design are the clear focus of the mixers.

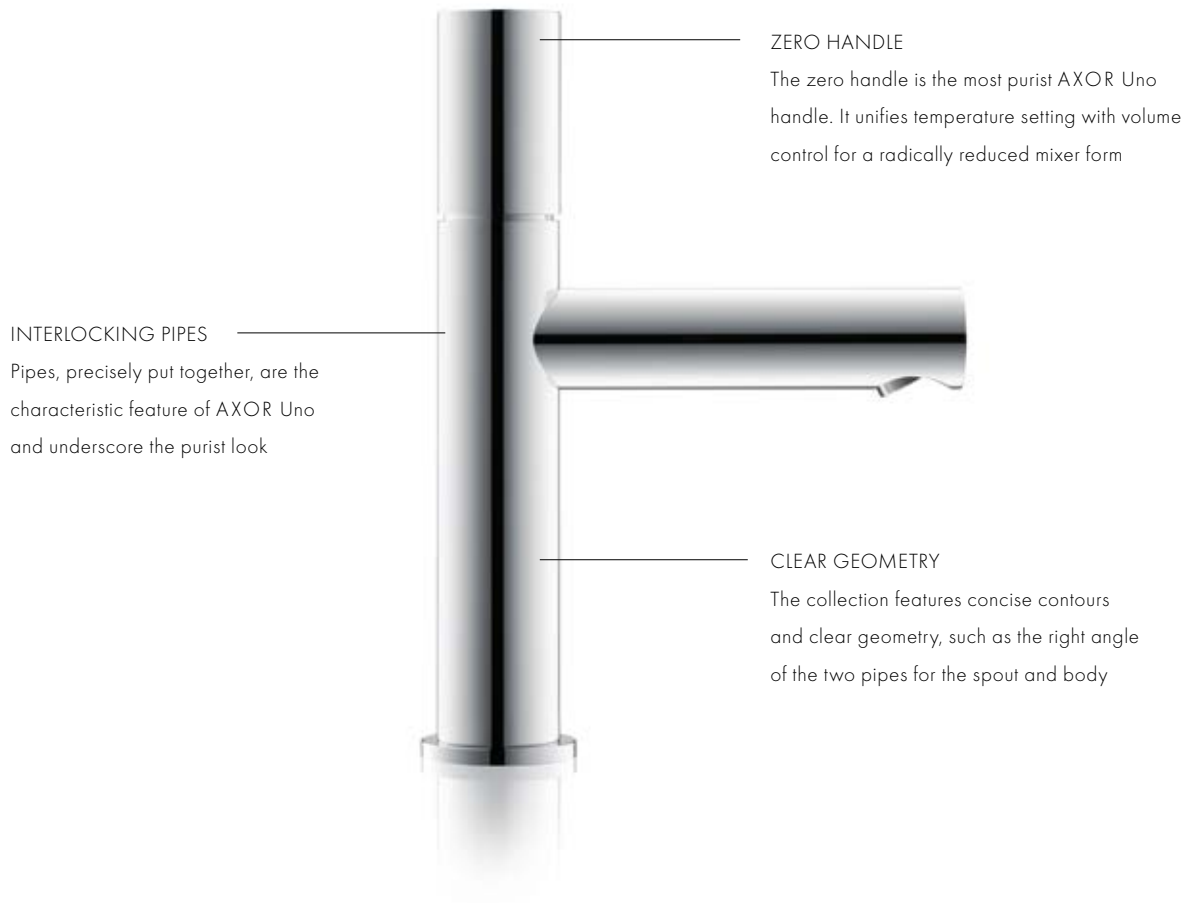
SPECIAL COLLECTION HIGHLIGHTS:

- / Two design families and three handle variants: a modern, bow-shaped handle, a purist zero handle or a handle with Select technology
- / The design of the AXOR Uno 200 wash basin mixers is based on the principle of the golden ratio, a classic proportional relationship
- / The perfect addition to AXOR Uno in the shower: AXOR Showerpipe 800 - also rigorously purist in design
- / AXOR FinishPlus surface in Brushed Nickel is available ex stock
- / AXOR Uno is a redesign of the successful AXOR Uno collection introduced in 1985



PURISM. WITHOUT EXCEPTION

The two design families of the AXOR Uno collection embody *purism* in different versions. Characteristic of all of the products are clear lines and cylinders put together at precise right angles. With handle variants such as the bow-shaped handle, the zero handle or the handle with Select technology, maximum *ergonomics* meets *minimalist* design.



ZERO HANDLE
The zero handle is the most purist AXOR Uno handle. It unifies temperature setting with volume control for a radically reduced mixer form

INTERLOCKING PIPES
Pipes, precisely put together, are the characteristic feature of AXOR Uno and underscore the purist look

CLEAR GEOMETRY
The collection features concise contours and clear geometry, such as the right angle of the two pipes for the spout and body

116



BOW-SHAPED HANDLE
The bow-shaped handle offers especially ergonomic operation.



SELECT BUTTON
The Select button is an intuitive control element.

WASH BASIN ZERO



Single lever basin mixer 80 with zero handle and waste set # 45005, -000, -820, -xxx



Single lever basin mixer 110 with zero handle with pop-up waste set # 45001, -000, -820, -xxx



with zero handle and waste set (not shown) # 45002, -000, -820, -xxx



Single lever basin mixer 200 with zero handle and waste set # 45003, -000, -820, -xxx



Single lever basin mixer 260 with zero handle and waste set # 45004, -000, -820, -xxx



3-hole basin mixer 200 with zero handles and pop-up waste set # 45133, -000, -820, -xxx



Single lever basin mixer for concealed installation wall-mounted with spout 165 mm and plate # 38112, -000, -820, -xxx

with spout 225 mm and plate (not shown) # 38115, -000, -820, -xxx

Basic set # 13623180



Single lever basin mixer for concealed installation wall-mounted with spout 165 mm and escutcheons # 38113, -000, -820, -xxx

with spout 225 mm and escutcheons (not shown) # 38116, -000, -820, -xxx

Basic set # 13623180



Single lever basin mixer floor-standing with zero handle without waste set # 45037, -000, -820, -xxx

Basic set # 10452180



Pillar tap 70 without waste set # 38130, -000, -820, -xxx



WASH BASIN SELECT



Basin mixer Select 80
with waste set
45015, -000, -820, -xxx



Basin mixer Select 110
with pop-up waste set
45010, -000, -820, -xxx
with waste set (not shown)
45012, -000, -820, -xxx



Basin mixer Select 200
with waste set
45013, -000, -820, -xxx



Basin mixer Select 260
with waste set
45014, -000, -820, -xxx



Basin mixer Select 220
with pop-up waste set
45016, -000, -820, -xxx



/ Separation of temperature control and on/off



Pillar tap Select 80
without waste set
45130, -000, -820, -xxx



Basin mixer for concealed installation
wall-mounted Select
with spout 158 mm
45112, -000, -820, -xxx
with spout 221 mm (not shown)
45113, -000, -820, -xxx

Basic set
13623180



/ Separation of temperature control and on/off

118

WASH BASIN LOOP HANDLE



Single lever basin mixer 70
with loop handle and waste set
38021, -000, -820, -xxx



Single lever basin mixer 100
with loop handle
and pop-up waste set
38023, -000, -820, -xxx
with waste set (not shown)
38026, -000, -820, -xxx



Single lever basin mixer 190
with loop handle and waste set
38032, -000, -820, -xxx



Single lever basin mixer 250
with loop handle and waste set
38034, -000, -820, -xxx



WASH BASIN LOOP HANDLE



Single lever basin mixer 240
with loop handle
and pop-up waste set
38036, -000, -820, -xxx



3-hole basin mixer 160
with loop handles
and pop-up waste set
38054, -000, -820, -xxx



Single lever basin mixer
for concealed installation
wall-mounted with loop handle
and spout 165 mm
38121, -000, -820, -xxx
with spout 225 mm (not shown)
38122, -000, -820, -xxx

Basic set
13623180



ELECTRONIC

Single lever basin mixer
floor-standing
with loop handle
without waste set
38037, -000, -820, -xxx

Basic set
10452180



Electronic basin mixer
for concealed installation
wall-mounted with spout 161 mm
45110, -000, -820, -xxx

with spout 221 mm (not shown)
45111, -000, -820, -xxx

Basic set
16180180



Electronic basin mixer
with temperature pre-adjustment
with mains connection 230 V
38010, -000, -xxx

Basic set
16182180



/ Due to technical reasons
this product is not available
in the surface finishes Red
Gold and Black Chrome



Electronic basin mixer
for concealed installation
wall-mounted with spout 225 mm
38120, -000, -xxx

with spout 165 mm (not shown)
38119, -000, -xxx

Basic set
16180180



BIDET



Single lever bidet mixer
with zero handle
and pop-up waste set
45200, -000, -820, -xxx



Bidet mixer Select
with pop-up waste set
45210, -000, -820, -xxx



Single lever bidet mixer
with loop handle
and pop-up waste set
38211, -000, -820, -xxx



PERFECT PURISM IN SHOWER DESIGN

The AXOR Showerpipe 800 provides an integrated system solution, consisting of a thermostatic mixer, overhead shower and hand shower, all in the *purist* pipework design of the AXOR Uno collection. Select technology makes the Showerpipe with its integrated AXOR overhead shower 350 1jet and innovative PowderRain spray mode easy to operate.

AXOR OVERHEAD SHOWER 350 1JET

- / Overhead shower made of pure, high-quality metal
- / Maximum flexibility with a shower arm that swivels 70°
- / The innovative PowderRain spray mode envelops the body in a cocoon of velvety softness
- / With the QuickClean function flow rate: 22 l/min (at 3 bar)



AXOR BATON HAND SHOWER 2JET

- / Spray modes: Rain, Mono
- / Positioned in a high-quality, height-adjustable metal slider. Angle can be adjusted in a range of 90°. Swivels left/right and up/down



SHOWER HOSE WITH VOLUME CONTROL

Makes it easy to adjust the water flow for the baton hand shower 2jet



AXOR THERMOSTATIC MIXER 800

Perfectly integrated into the product design with a generously sized shelf surface made of sturdy safety glass



TEMPERATURE CONTROL

- / With integrated safety lock at 40°C
- / Hot water limiter can be set individually

SELECT BUTTONS

- / For intuitive, user-friendly outlet control with clear function assignment
- / Two outlets (overhead shower and hand shower) can be used simultaneously

Showerpipe with thermostat 800 and overhead shower 350 1jet
27984, -000, -820, -xxx



SHOWER



Thermostat 800
for exposed/concealed installation
45440, -000, -820, -xxx



Shower thermostat
for exposed installation
34635, -000, -820, -xxx



Thermostat HighFlow
for concealed installation
38715, -000, -xxx

Basic set iBox universal
01700180

/ Due to technical reasons this product is not available in the surface finishes Polished and Brushed Bronze



Thermostat for concealed installation
with shut-off valve
38700, -000, -xxx

with shut-off/diverter valve
(not shown)
38720, -000, -xxx

Basic set iBox universal
01700180

/ This product is available in the surface finishes Polished and Brushed Bronze only via AXOR Signature inquiry



Shut-off valve
for concealed installation
38976, -000, -xxx

Basic set 52 l/min spindle
16973180

Basic set 40 l/min ceramic
16974180

Basic set 130 l/min spindle
16970180



Shut-off/diverter valve Trio/Quattro
for concealed installation
38933, -000, -xxx

Basic set Trio
16982180

Basic set Quattro
16930180



Wall outlet stop with shut-off valve
38882, -000, -xxx

121

SHOWER ZERO / SELECT

SHOWER LOOP HANDLE



Single lever shower mixer
for concealed installation
with zero handle
45605, -000, -820, -xxx

Basic set iBox universal
01700180



Single lever shower mixer
for exposed installation
with zero handle
45600, -000, -820, -xxx



Single lever shower mixer
for concealed installation
with loop handle
38626, -000, -820, -xxx

Basic set iBox universal
01700180



Single lever shower mixer
for exposed installation
with loop handle
38621, -000, -820, -xxx

BATH TUB LOOP HANDLE



Single lever bath mixer floor-standing with loop handle
38442, -000, -820, -xxx

Basic set
10452180



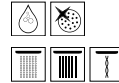
Bath spout curved floor-standing
38412, -000, -820, -xxx

Basic set
10452180




4-hole rim mounted bath mixer with loop handles
38445, -000, -820, -xxx

Basic set
15480180



3-hole rim mounted bath mixer with loop handle
38436, -000, -820, -xxx

Basic set
15485180



Single lever bath mixer for exposed installation with loop handle
38421, -000, -820, -xxx



Bath spout curved
38411, -000, -820, -xxx



122



Single lever bath mixer for concealed installation with loop handle
38426, -000, -820, -xxx

with integrated security combination according to EN1717 (not shown)
38428, -000, -820, -xxx

Basic set iBox universal
01700180



For the three-hole rim-mounted bath mixer with loop handle (# 38436000), the hand shower 120 3jet (# 26050000) is included in the scope of delivery.



Single lever bath mixer floor-standing with zero handle # 45416, -000, -820, -xxx
Basic set # 10452180



Bath spout straight floor-standing # 45412, -000, -820, -xxx
Basic set # 10452180



4-hole rim mounted bath mixer with zero handles # 45444, -000, -820, -xxx
Basic set # 15480180



Bath spout straight # 45410, -000, -820, -xxx



Single lever bath mixer for concealed installation with zero handle # 45405, -000, -820, -xxx
with integrated security combination according to EN1717 (not shown) # 45407, -000, -820, -xxx
Basic set iBox universal # 01700180



Bath thermostat 800 for exposed installation # 45420, -000, -820, -xxx

Bath thermostat 1200 for exposed installation (not shown) # 45421, -000, -820, -xxx



2-hole rim mounted thermostatic bath mixer # 38480, -000, -820, -xxx
Basic set # 15486180



Finish set oval # 28022, -000, -xxx
Finish set square (not shown) # 28012, -000, -xxx
Basic set # 15490180

- / sBox for quiet, smooth and safe hose guiding
- / Suitable for rim- or tile-mounted installation
- / Bath rim width at least 100 mm
- / Maximum pull-out length of individually selectable hand shower: 1.45 m



A special bathroom highlight is the floor-standing bath spout (# 45412 -000, -xxx) in combination with thermostatic module Select for 2 functions (# 18355, -000, -xxx).





AXOR MONTREUX

THE TRADITION OF
INDUSTRIAL DESIGN

The AXOR Montreux mixer collection is modelled on the first industrially produced mixers from around the turn of the last century. The Belle Époque era symbolizes a time of fundamental change and technical progress. Immortalized in Europe's grand hotels and in Montreux, the legendary spa resort on the shores of Lake Geneva. AXOR Montreux combines outstanding technology with modern functionality.

Design: PHOENIX

“AXOR MONTREUX
REINTERPRETS THE
FEATURES OF THE EARLY
20TH CENTURY WITH
GREAT PRECISION
AND WORKMANSHIP,
OFFERING USERS THE
BEST IN DESIGN AND
FUNCTIONALITY.”

Andreas Haug, PHOENIX

CHARACTERISTIC DESIGN FEATURE:

Classic, *authentic* bathroom design: AXOR Montreux is a modern reinterpretation of industrial design with couplings, valves and pipes. Additive design elements for a richly detailed look.

THE DESIGNER'S IDEA:

Authentic *aesthetics*: AXOR Montreux is an authentic, historical journey back in time to the heady days of industrialization. The collection combines the design of the first industrially manufactured mixers from the turn of the last century with outstanding technology and modern functionality, bringing the Belle Époque into the 21st century.

SPECIAL COLLECTION HIGHLIGHTS:

- / Two handle variants: *classic* with cross handles, *modern* reinterpretation with lever handles
- / Various spout heights for wash basin mixers
- / The bridge mixer: A classic three-hole variant
- / Particular attention to detail: Porcelain inlays - with individualized inscriptions by request
- / Perfect for an overall classic atmosphere and for classic accents in a modern atmosphere
- / 2016: AXOR Montreux collection of 2006 expanded to include single lever mixer and lever handle variants

125



Learn more about AXOR Montreux:
axor-design.com/axor-montreux

ADDITIVE DESIGN IN THE TRADITION OF THE INDUSTRIAL AGE

AXOR Montreux pays homage to the Belle Époque. Along with wash basin mixers, it offers products for every bathroom area. The collection includes classic versions with low spouts and modern reinterpretations with high spouts. Choose from cross handles or lever handles.

AUTHENTIC HOT/COLD INSCRIPTIONS

High quality porcelain plates inscribed with Hot/Cold labels. The AXOR Signature Service offers personalization

SWIVEL SPOUT

A high spout that swivels in a range of 120° for a modern look and maximum freedom of movement at the wash basin

HANDLE VARIANTS

Cross handles are the traditional version, modelled on early industrial design. Lever handles provide a modern contrast

ADDITIVE DESIGN

Characterized by the use of early industrial design elements such as couplings, valves and pipes

WASTE SET

With uncompromising traditional design

HISTORICAL "BRIDGE MIXER"

A three-hole wash basin mixer that pays homage to the Belle Époque



WASH BASIN



Single lever basin mixer 100
with lever handle
and pop-up waste set
16515, -000, -820, -xxx

with waste set (not shown)
16516, -000, -820, -xxx



Single lever basin mixer 210
with lever handle
and pop-up waste set
16517, -000, -820, -xxx

with waste set (not shown)
16518, -000, -820, -xxx



2-handle basin mixer 210
with cross handles
and pop-up waste set
16502, -000, -820, -xxx

with waste set (not shown)
16506, -000, -820, -xxx



2-handle basin mixer 160
with cross handles for hand wash
basins with pop-up waste set
16505, -000, -820, -xxx



2-handle basin mixer 220
with cross handles
and pop-up waste set
16510, -000, -820, -xxx



2-handle basin mixer 220
with lever handles
and pop-up waste set
16511, -000, -820, -xxx



3-hole basin mixer 180
with cross handles
and pop-up waste set
16513, -000, -820, -xxx



3-hole basin mixer 180
with lever handles
and pop-up waste set
16514, -000, -820, -xxx



127

BIDET



3-hole basin mixer 30
with cross handles
and pop-up waste set
16536, -000, -820, -xxx

with lever handles (not shown)
16535, -000, -820, -xxx



3-hole basin mixer
for concealed installation
wall-mounted with spout 165-225 mm
and cross handles
16532, -000, -820, -xxx

with lever handles (not shown)
16534, -000, -820, -xxx

Basic set
10303180



/ Spout can be shortened
individually by cutting
the joined pipe (variable
length 165-225 mm)



Pillar tap 50
with lever handle
without waste set
16530, -000, -820, -xxx



Single lever bidet mixer
with lever handle
and pop-up waste set
16526, -000, -820, -xxx

with cross handle (not shown)
16520, -000, -820, -xxx



SHOWER CROSS HANDLES



2-handle shower mixer
for exposed installation
with cross handles
16560, -000, -820, -xxx



Shower thermostat
for exposed installation
with cross handle
16261, -000, -820, -xxx



Thermostat HighFlow
for concealed installation
with cross handle
16815, -000, -820, -xxx

Basic set iBox universal
01700180



Thermostat for concealed installation
with cross handle and shut-off valve
16800, -000, -820, -xxx

Basic set iBox universal
01700180



Thermostat for concealed installation
with cross handle
and shut-off/diverter valve
16820, -000, -820, -xxx

Basic set iBox universal
01700180



Shut-off/diverter valve Trio/Quattro
for concealed installation
with cross handle
16830, -000, -820, -xxx

Basic set Trio
16982180

Basic set Quattro
16930180



Shut-off valve
for concealed installation
with cross handle
16871, -000, -820, -xxx

Basic set 52 l/min spindle
16973180

Basic set 40 l/min ceramic
16974180

Basic set 130 l/min spindle
16970180



Wall outlet stop with non return valve,
shut-off valve and cross handle
16882, -000, -820, -xxx



MODERN FUNCTIONALITY - AUTHENTIC IN DESIGN

Authentic showering. The AXOR Montreux Showerpipe. Externally: Belle Époque. Internally: State of the art. With cutting-edge thermostat technology. And clearly separate control units for overhead and hand showers. Committed to technological advancement. Just like the era of the Belle Époque.

FLEXIBLE POSITIONING

Shower arm swivel in a range of 160° for flexible overhead shower positioning



OVERHEAD SHOWER 240 1JET CLASSIC (# 28474 000)

- / Included in scope of delivery
- / Fully chrome-plated spray disc, so it can be individualized with one of the AXOR FinishPlus PVD surfaces

INDIVIDUALIZED HEIGHT SETTING

Height-adjustable hand shower holder makes it easy to adapt to various body sizes

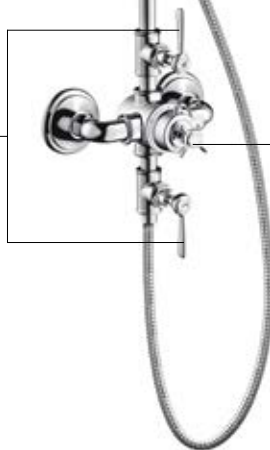


HAND SHOWER 100 1JET (# 16320000) AND METAL SHOWER HOSE 1.60 M (# 28116000)

- / Included in scope of delivery

INTUITIVE OUTLET OPERATION

- / Valve for overhead shower on vertical pipe
- / Valve for hand shower on hose connection
- / Both outlets can be used simultaneously



THERMOSTATIC MIXER

Temperature setting with safety lock at 40°C and adjustable hot water limiter

SHOWER LEVER HANDLES



Showerpipe with thermostat and overhead shower 240 ljet # 16572, -000, -820, -xxx



Thermostat HighFlow for concealed installation with lever handle # 16824, -000, -820, -xxx
Basic set iBox universal # 01700180



Thermostat for concealed installation with lever handle and shut-off valve # 16801, -000, -820, -xxx
with shut-off/diverter valve (not shown) # 16821, -000, -820, -xxx
Basic set iBox universal # 01700180



Shower thermostat for exposed installation with cross handle # 16261, -000, -820, -xxx



Shut-off valve for concealed installation with lever handle # 16872, -000, -820, -xxx
Basic set 52 l/min spindle # 16973180
Basic set 40 l/min ceramic # 16974180
Basic set 130 l/min spindle # 16970180



Wall outlet stop with non return valve, shut-off valve and lever handle # 16883, -000, -820, -xxx



Wall outlet with non-return valve # 16884, -000, -820, -xxx



Overhead shower 240 ljet Classic # 28474, -000, -xxx
Overhead shower 180 ljet Classic (not shown) # 28487, -000, -xxx



Combinable with:
/ Shower arm 389 mm (# 27348, -000, -820, -xxx)
/ Ceiling connection 100 mm (# 26432, -000, -820, -xxx)
/ Ceiling connection 300 mm (# 26433, -000, -820, -xxx)



Shower set 0.90 m with hand shower 100 ljet # 27982, -000, -820, -xxx



Hand shower 100 ljet # 16320, -000, -820, -xxx



Shower holder # 16325, -000, -820, -xxx

/ For shower hoses with conical nuts

CLASSIC DESIGN FOR THE BATHTUB

The AXOR Montreux collection includes a broad spectrum of products for the bathtub to cover a variety of spatial requirements. From the two-handle bath mixer for exposed installation to the four-hole rim- or tile-mounted bath mixer, the products in the collection are available with either cross handles or lever handles. A real eye-catcher – the floor-standing bath mixer. In combination with a free-standing bathtub, it offers an extra degree of flexibility in bathroom design.

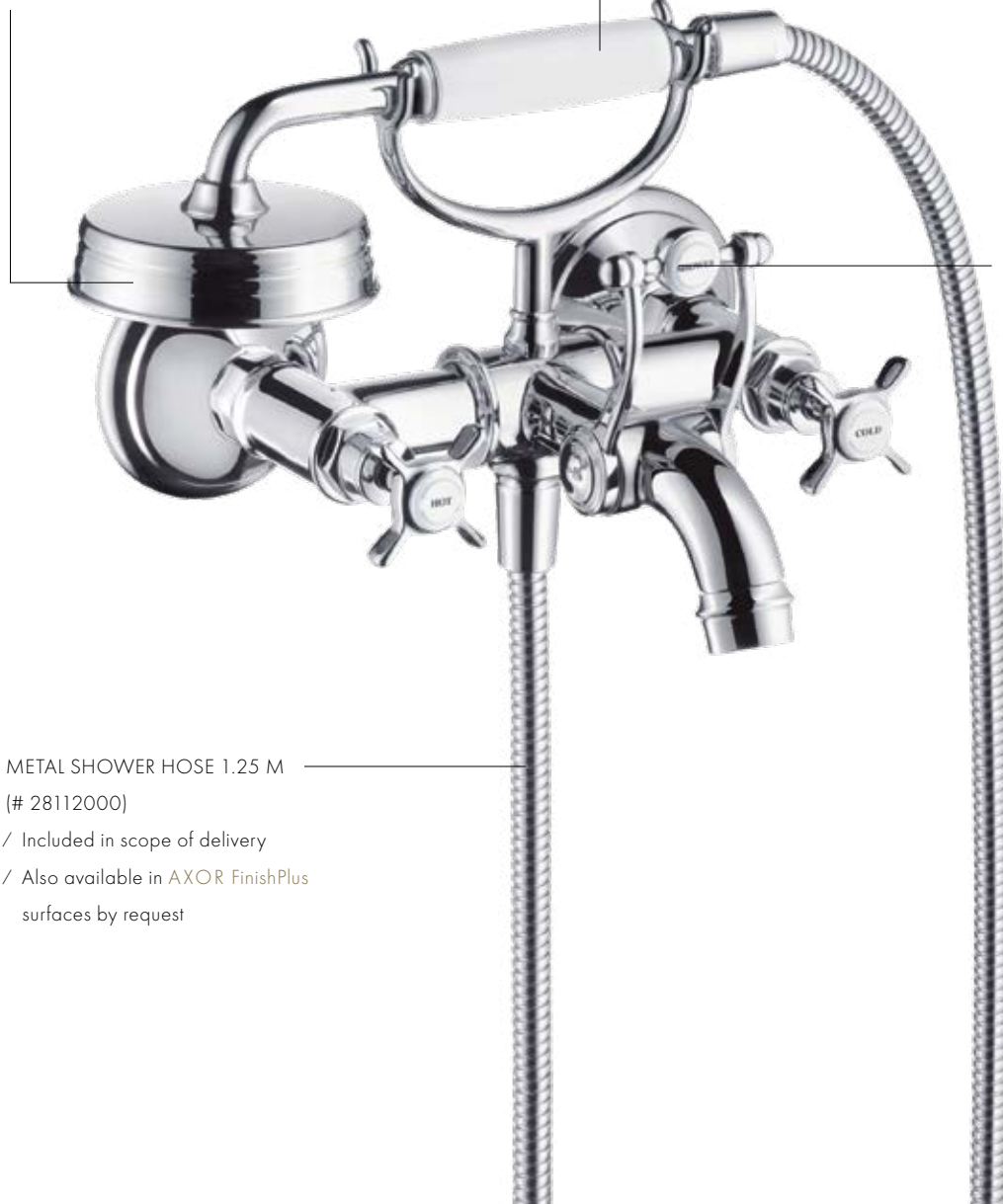
AUTHENTIC DESIGN

In the tradition of the Belle Époque

HAND SHOWER 100 1JET

(# 16320000)

/ The scope of delivery includes the high-quality metal hand shower



SWITCHING OUTLETS

Pull the diverter to switch easily from bath spout to hand shower

METAL SHOWER HOSE 1.25 M

(# 28112000)

/ Included in scope of delivery

/ Also available in AXOR FinishPlus surfaces by request

BATH TUB CROSS HANDLES



2-handle bath mixer
for exposed installation
with cross handles
16540, -000, -820, -xxx



4-hole rim mounted bath mixer
with cross handles
16546, -000, -820, -xxx

Basic set
15480180



4-hole tile mounted bath mixer
with cross handles
16544, -000, -820, -xxx

Basic set
15481180



BATH TUB LEVER HANDLES

2-handle bath mixer
floor-standing with cross handles
16547, -000, -820, -xxx

Basic set
16549180

Sealing foil for basic set
96441, -000



2-handle bath mixer
for exposed installation
with lever handles
16551, -000, -820, -xxx



4-hole rim mounted bath mixer
with lever handles
16550, -000, -820, -xxx

Basic set
15480180



Bath spout
16541, -000, -820, -xxx



/ Spout can be shortened
individually by cutting
the joined pipe (variable
length 166-220 mm)



2-handle bath mixer
floor-standing with lever handles
16553, -000, -820, -xxx

Basic set
16549180

Sealing foil for basic set
96441, -000



4-hole tile mounted bath mixer
with lever handles
16554, -000, -820, -xxx

Basic set
15481180



AXOR PROGRAMS

Products of the AXOR programs complement the AXOR collections perfectly to design and furnish a bathroom completely with AXOR. These products include generic shower products, accessories for the bathroom and kitchen, selected electronic mixers in various *styles*, and wash basins and bathtubs with *avant-garde* design. Each product is, in itself, a one-of-a-kind design object. Technical enhancement in the wall: basic sets to match a variety of installation types.

134



AXOR 136
SHOWERS
Excellence in the shower



AXOR 158
ACCESSORIES
Avant-garde in detail



AXOR BASIC SETS, 182
WASTE SETS AND FILLERS
Technology with a system



AXOR
ELECTRONIC
Non-contact designer mixers

172



AXOR WASH BASINS
AND BATHTUBS
One of a kind for the bathroom

176



AXOR SHOWERS

EXCELLENCE IN THE SHOWER

Three features distinguish the various AXOR shower products: All are *luxurious* design objects, shape the space definitively and provide fascinating experiences of water. AXOR Showers impart a sense of appreciation for water and for the body

Design: Philippe Starck, PHOENIX, Nendo, Front, Barber & Osgerby

AXOR SHOWER
PRODUCTS REPRESENT
DESIGN, INNOVATION
AND WATER EXPERIENCES
AT THE HIGHEST LEVEL.

CHARACTERISTIC DESIGN FEATURE:

Avant-garde design objects with universal appeal - for combinations across different collections.

THE DESIGNERS' IDEA:

Luxury in the shower: AXOR Showers offer fascinating design, perfect function and a one-of-a-kind water experience. The user is the focus of the luxurious physical experience provided by an AXOR Shower.

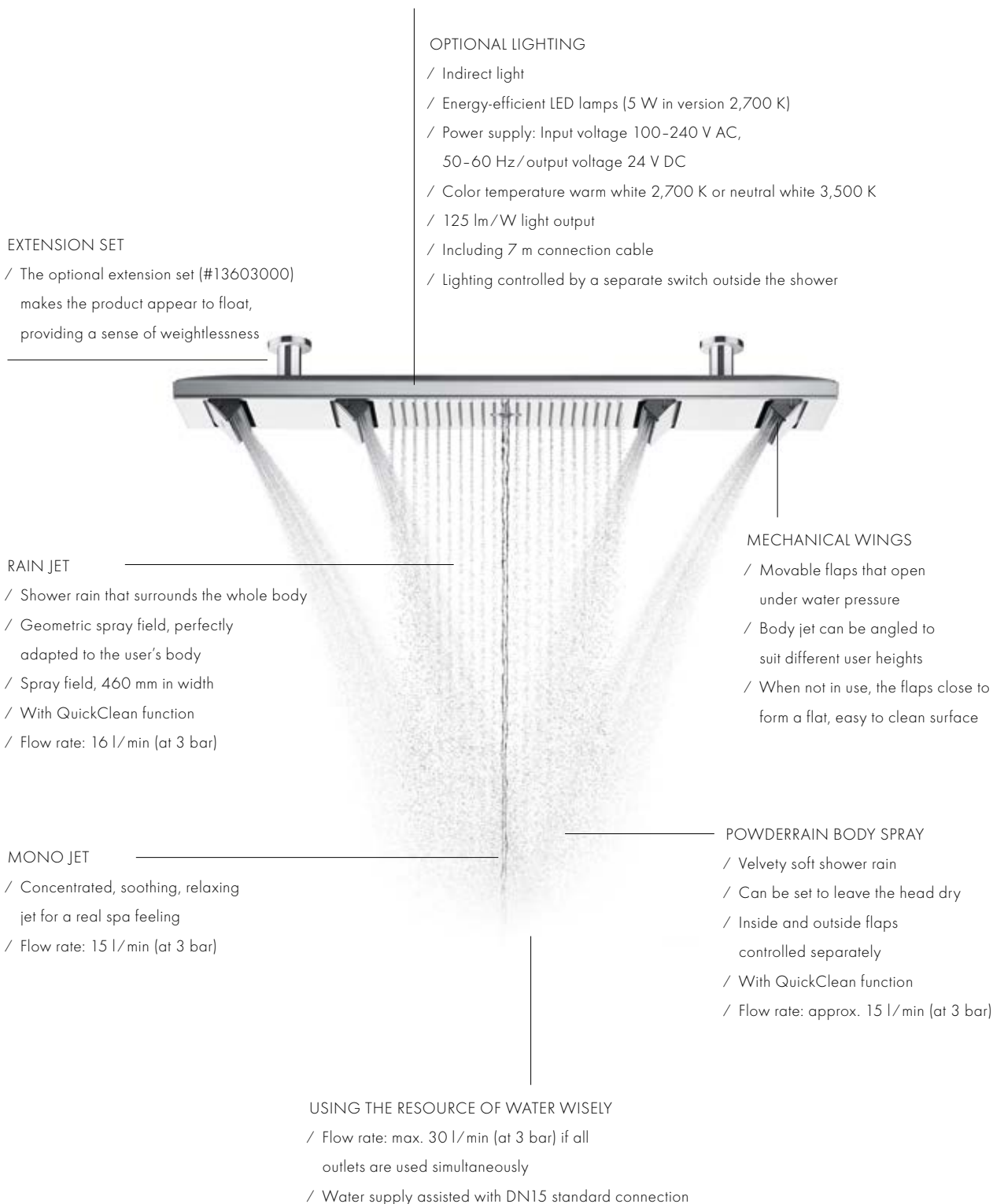
SPECIAL PROGRAM HIGHLIGHTS:

- / AXOR ShowerHeaven 1200/300 4jet:
Large dimensions and the innovative PowderRain spray mode impart a spa feel
- / AXOR ShowerCollection: A *modular* system consisting of overhead showers, shower modules, thermostatic mixers, valves and shelves
- / AXOR LampShower designed by Nendo:
A source of light and water
- / AXOR Showerpipe designed by Front: An object in *authentic* industrial design language
- / AXOR One thermostatic mixers: Innovative control and easy to use thanks to Select technology
- / Wide variety of spray modes for various applications:
From invigorating to massaging to softly enveloping



SPRAY INNOVATION IN THE SHOWER

The AXOR ShowerHeaven 1200/400 3jet is a new *archetype* in the shower, providing a large stage to showcase water. Extraordinary orchestration: from a revitalizing water jet to soothing shower rain and gentle PowderRain - AXOR innovation in water *design*. Here the body is enveloped by innumerable, velvety soft water droplets. Like a cocoon of pure water.



OVERHEAD SHOWERS



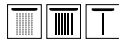
ShowerHeaven 1200/300 4jet
with lighting 2700 K
10628, -000, -xxx
with lighting 3500 K (not shown)
10629, -000, -xxx
without lighting (not shown)
10637, -000, -xxx
Basic set
10922180




/ Optional part:
Extension set 230 mm for ceiling
connector (# 13603, -000, -xxx)
/ Due to technical reasons
this product is not available
in Polished and Brushed
Black Chrome



ShowerHeaven 970/970 3jet
with lighting
10623, -800
without lighting (not shown)
10621, -800




Installation possibilities:
/ Ceiling-flush or ceiling-exposed



ShowerHeaven 720/720 3jet
without lighting
10625, -800
with lighting (not shown)
10627, -800



Overhead shower 250/580 3jet
35283, -000, -350, -xxx
Basic set iBox universal
01700180



Overhead shower 460/300 3jet
with shower arm and square
escutcheon
35282, -000, -350, -xxx
with softcube escutcheon (not shown)
35276, -000, -xxx
Basic set iBox universal
01700180



Overhead shower 460/300 2jet
with shower arm and square
escutcheon
35280, -000, -xxx
with softcube escutcheon (not shown)
35275, -275
Basic set iBox universal
01700180



Overhead shower 460/300 1jet
with shower arm and square
escutcheon
35278, -000, -350, -xxx
with softcube escutcheon (not shown)
35274, -000, -xxx



Overhead shower 460/300 3jet
with ceiling connection
35281, -000, -350, -xxx
Basic set
26434180



Overhead shower 460/300 2jet
with ceiling connection
35279, -000, -xxx
Basic set
26434180



Overhead shower 460/300 1jet
with ceiling connection
35277, -000, -350, -xxx
Basic set
26434180

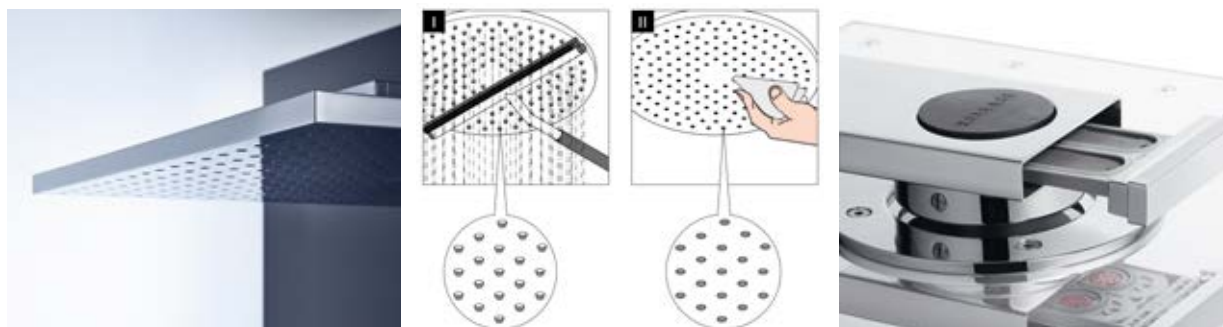


Overhead shower 350 1jet
with shower arm
26034, -000, -820, -xxx
with ceiling connection (not shown)
26035, -000, -820, -xxx



PURIST DESIGN COMBINED WITH A FASCINATING WATER EXPERIENCE IN THE SHOWER

Purist design – based on the circle and square – characterizes the circular version of the AXOR overhead showers with diameters of 250 mm and 300 mm and the square versions of 250/250 mm and 300/300 mm. All versions are made for universal use and are compatible with every luxury shower design. Clear geometric forms with flat surfaces are the style-defining element throughout – from the spray disc to the ceiling or wall cover plate. Made of high-quality metal – with a bright Chrome surface or finished with one of the many special AXOR FinishPlus surfaces – the showers are perfect design elements for the bathroom. Inside: a technical masterpiece. The specially developed spray nozzles only become visible when the water is on and disappear again when the shower is switched off. This technology is based on water pressure and functions without any additional mechanism.



140

The dynamic spray nozzles emphasize the purist design of the high-quality metal spray disc. Because the disc has a flat surface without silicone naps, water droplets and limescale deposits can be easily removed from the spray disc with a towel or squeegee scraper. Thanks to the QuickClean function, limescale deposits can be simply wiped from the silicone naps. The bayonet connection allows the shower head to be easily removed, e.g. to be placed in solution to remove calcium deposits.

The integrated ServiceCard contains the shower filters. No tools are required to remove the overhead shower to clean the filters because the ServiceCard allows simple, efficient access to them. This makes necessary occasional maintenance more efficient and saves operating costs.



PowderRain

Intense PowderRain

PowderRain + Intense PowderRain

Innovative PowderRain and Intense PowderRain spray modes: PowderRain provides a fine rain shower (flow rate: 16-20 l/min at 3 bar) that feels like an enveloping cocoon of water. Or Intense PowderRain – a powerful spray jet (flow rate: 15-18 l/min at 3 bar) and a true innovation among the 2jet versions.

OVERHEAD SHOWERS



Overhead shower 300 2jet
with shower arm
35303, -000, -xxx



Basic set 2jet
35361180

1jet with shower arm (not shown)
35300, -000, -xxx



Overhead shower 250 2jet
with shower arm
35296, -000, -xxx



Basic set 2jet
35361180

1jet with shower arm (not shown)
35284, -000, -xxx



Overhead shower 300 2jet
with ceiling connection
35304, -000, -xxx



1jet with ceiling connection
(not shown)
35301, -000, -xxx



Basic set for overhead shower with
ceiling connector
26434180



Overhead shower 250 2jet
with ceiling connection
35297, -000, -xxx



1jet with ceiling connection
(not shown)
35286, -000, -xxx



Basic set for overhead shower with
ceiling connector
26434180



Overhead shower 300 2jet
ceiling-exposed
35305, -000, -xxx



1jet ceiling-exposed (not shown)
35302, -000, -xxx



Basic set for overhead shower
ceiling-exposed
35363180



Overhead shower 250 2jet
ceiling-exposed
35298, -000, -xxx



1jet ceiling-exposed (not shown)
35287, -000, -xxx



Basic set for overhead shower
ceiling-exposed
35363180



Overhead shower 300/300 2jet
with shower arm
35318, -000, -xxx



Basic set 2jet
35361180

1jet with shower arm (not shown)
35314, -000, -xxx



Overhead shower 250/250 2jet
with shower arm
35310, -000, -350, -xxx



Basic set 2jet
35361180

1jet with shower arm (not shown)
35306, -000, -350, -xxx



Overhead shower 300/300 2jet
with ceiling connection
35320, -000, -xxx



1jet with ceiling connection
(not shown)
35316, -000, -xxx



Basic set for overhead shower
with ceiling connector
26434180



Overhead shower 250/250 2jet
with ceiling connection
35312, -000, -350, -xxx



1jet with ceiling connection
(not shown)
35308, -000, -350, -xxx



Basic set for overhead shower
with ceiling connector
26434180



Overhead shower 300/300 2jet
ceiling-exposed
35321, -000, -xxx



1jet ceiling-exposed (not shown)
35317, -000, -xxx



Basic set for overhead shower
ceiling-exposed
35363180



Overhead shower 250/250 2jet
ceiling-exposed
35313, -000, -350, -xxx



1jet ceiling-exposed (not shown)
35309, -000, -350, -xxx



Basic set for overhead shower
ceiling-exposed
35363180

AXOR Showers products are available with surfaces in Chrome -000 as well as in AXOR FinishPlus -xxx surfaces.

A SOURCE OF LIGHT AND WATER

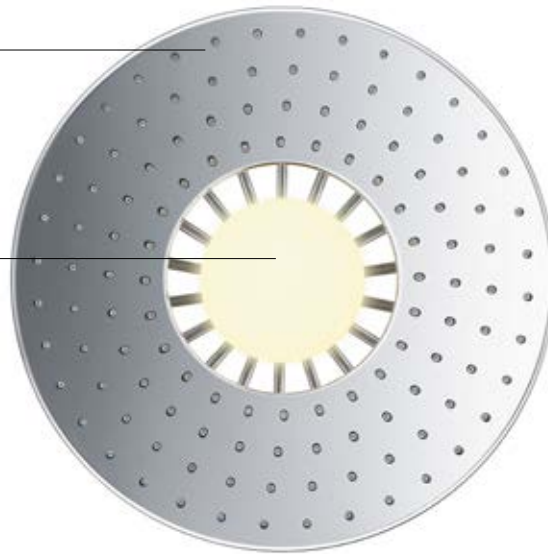
The AXOR LampShower designed by Nendo integrates lighting with the shower to form an exclusive design object. The integrated lighting blurs the lines that normally divide a space to bring a sense of coziness to the shower. A wide wreath of rain completely surrounds the body with water.

SPRAY DISC:

- / Made of pure metal
- / Diameter 275 mm
- / Can be removed for easy cleaning

LIGHTING:

- / Energy-efficient LED lamps (5 W)
- / Power supply: Input voltage 100-240 V AC, 50-60 Hz/output voltage 12 V DC
- / Incl. power supply unit 12 V, 12 W
- / Color temperature warm white 2,700 K
- / Power supply: 7 m connection cable with power supply unit 12 V
- / Lighting controlled by a separate switch outside the shower



142

SHOWER ARM:

- / Length 380 mm, can swivel horizontally in a range of 150°
- / Perfect shower jet alignment

BALL JOINT:

- / Can be adjusted by 5° for the ideal spray direction

SPRAY MODE:

- / Gentle rain jet for an exceptional shower experience
- / With QuickClean function
- / Flow rate: 13 l/min (at 3 bar)

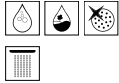


OVERHEAD SHOWERS



Overhead shower 240/240 1jet with shower arm
10925, -000, -xxx

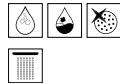
Basic set
10921180



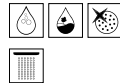
/ Spray disc removable for cleaning



Overhead shower 240/240 1jet with ceiling connection
10929, -000, -xxx



Overhead shower 240/240 1jet ceiling-exposed
10924, -000, -xxx



Flood spout 240/120 for concealed installation
10942, -000, -xxx




/ Can be used as bath spout or flood shower




LampShower 275 1jet with ceiling connector
26032, -000, -xxx



LampShower 275 1jet with shower arm
26031, -000, -xxx



Overhead shower 240 2jet with ceiling connector
26022, -000, -xxx



Overhead shower 240 2jet with shower arm
26021, -000, -xxx



/ Spray modes can be changed by pushing the Select button which is integrated in the spray disc



Plate overhead shower 240 1jet
28494, -000, -xxx



Overhead shower 180 1jet
28489, -000, -xxx



Overhead shower 240 1jet Classic
28474, -000, -xxx



Overhead shower 180 1jet Classic (not shown)
28487, -000, -xxx



Ceiling connector 300 mm
26433, -000, -820, -xxx

Ceiling connector 100 mm (not shown)
26432, -000, -820, -xxx

Combinable with:
/ Shower arm 390 mm
(# 26431, -000, -xxx)
/ Ceiling connection 100 mm
(# 26432, -000, -xxx)
/ Ceiling connection 300 mm
(# 26433, -000, -xxx)

Design matches the AXOR Montreux collection
Combinable with:
/ Shower arm 389 mm
(# 27348, -000, -xxx)
/ Ceiling connection 100 mm
(# 26432, -000, -xxx)
/ Ceiling connection 300 mm
(# 26433, -000, -xxx)

HAND SHOWERS



Shower arm 390 mm
26431, -000, -820, -xxx



Shower arm 389 mm
27348, -000, -xxx



Wall plate 120/120 softcube
36725, -000, -xxx



Wall plate square
27419, -000, -xxx

/ Design matches the AXOR Montreux collection

Combinable with:
/ Shower arm 389 mm
(# 27348, -000, -xxx)

Combinable with:
/ Shower arm 390 mm
(# 26431, -000, -xxx)



Shower module 120/120
for concealed installation square
28491, -000, -xxx
for concealed installation softcube
(not shown)
36822, -000, -xxx

Basic set
28486180



Body shower round 1jet
28464, -000, -xxx

Body shower square 1jet (not shown)
28469, -000, -xxx



Hand shower 2jet
45720, -000, -xxx



/ Change of spray modes
by easily using the
Select technology



Baton hand shower 2jet
12680, -000, -xxx



/ Hand shower in organic design
available, matching the AXOR
Stark Organic collection



Baton hand shower 2jet
28532, -000, -350, -xxx



Baton hand shower 1jet (not shown)
10531, -000, -xxx



Hand shower 85 1jet
26025, -000, -xxx



/ Overhead shower available
in matching design
(# 26022, -000, -xxx or
26021, -000, -xxx)



Hand shower 120 3jet
26050, -000, -xxx



Hand shower 100 1jet
16320, -000, -820, -xxx



/ Overhead shower available
in matching design
(# 28487, -000, -xxx or
28474, -000, -xxx)

HAND SHOWERS / SHOWER SETS



Shower set 0.90 m
with hand shower 2jet
45722, -000, -xxx



/ Horizontally positioned hand shower enhances the revitalizing effect of the flood spray



Shower set 0.90 m
with hand shower 85 1jet
26023, -000, -xxx



Shower set 0.90 m
with baton hand shower 2jet
12231, -000, -xxx



/ Matching the design of the AXOR Starck Organic collection



Shower set 0.90 m
with baton hand shower 2jet
27980, -000, -xxx



with baton hand shower 1jet (not shown)
27983, -000, -xxx




Shower bar 0.90 m (not shown)
27830, -000, -xxx



Shower set 0.90 m
with hand shower 120 3jet
27987, -000, -xxx

Shower bar 0.90 m (not shown)
27989, -000, -xxx



Shower set 0.90 m
with hand shower 120 3jet
36735, -000, -xxx

Shower bar 0.90 m (not shown)
36736, -000, -xxx



/ High-quality double rail
/ Shower slider can be swiveled from right to left and from front to back



Shower set 0.90 m
with hand shower 120 3jet
27991, -000, -xxx

Shower bar 0.90 m (not shown)
27831, -000, -xxx



Shower set 0.90 m
with hand shower 100 1jet
27982, -000, -820, -xxx



Shower holder
27515, -000, -xxx

/ For shower hoses with cylindrical nuts



Shower holder round
39525, -000, -xxx

/ For shower hoses with conical nuts



Shower holder
16325, -000, -820, -xxx



Shower holder
45721, -000, -xxx

/ For shower hoses with cylindrical nuts



WALL CONNECTIONS / PORTER UNITS / SHOWER HOSES



Wall outlet softcube
36731, -000, -xxx

Wall outlet square (not shown)
36732, -000, -xxx



Wall outlet round
27451, -000, -xxx



Wall outlet with non-return valve
16884, -000, -820, -xxx



Porter unit round
36733, -000

Porter unit square (not shown)
36734, -000

/ For shower hoses with conical nuts on both sides



Porter unit 120/120 softcube
36724, -000, -xxx

/ For shower hoses with conical nuts on both sides



Porter unit
45723, -000, -xxx

/ For shower hoses with cylindrical nuts on both sides



Porter unit 120/120 with baton hand shower 2jet and shower hose
12232, -000, -xxx

/ Matching the design of the AXOR Starck Organic collection



Porter unit 120/120 with baton hand shower 2jet and shower hose
12626, -000, -350, -xxx



Metal shower hose 1.25 m
28112, -000, -820, -xxx

Metal shower hose 1.60 m (not shown)
28116, -000, -820, -xxx

Metal shower hose 2.00 m (not shown)
28120, -000, -820, -xxx

/ Conical nuts on both sides



Shower hose 1.25 m
28622, -000, -xxx

Shower hose 1.60 m (not shown)
28626, -000, -xxx

Shower hose 2.00 m (not shown)
28624, -000, -xxx



Shower hose 1.25 m with volume control
28127, -000, -820, -xxx

Shower hose 1.60 m with volume control (not shown)
28128, -000, -820, -xxx

/ Cylindrical nuts on both sides



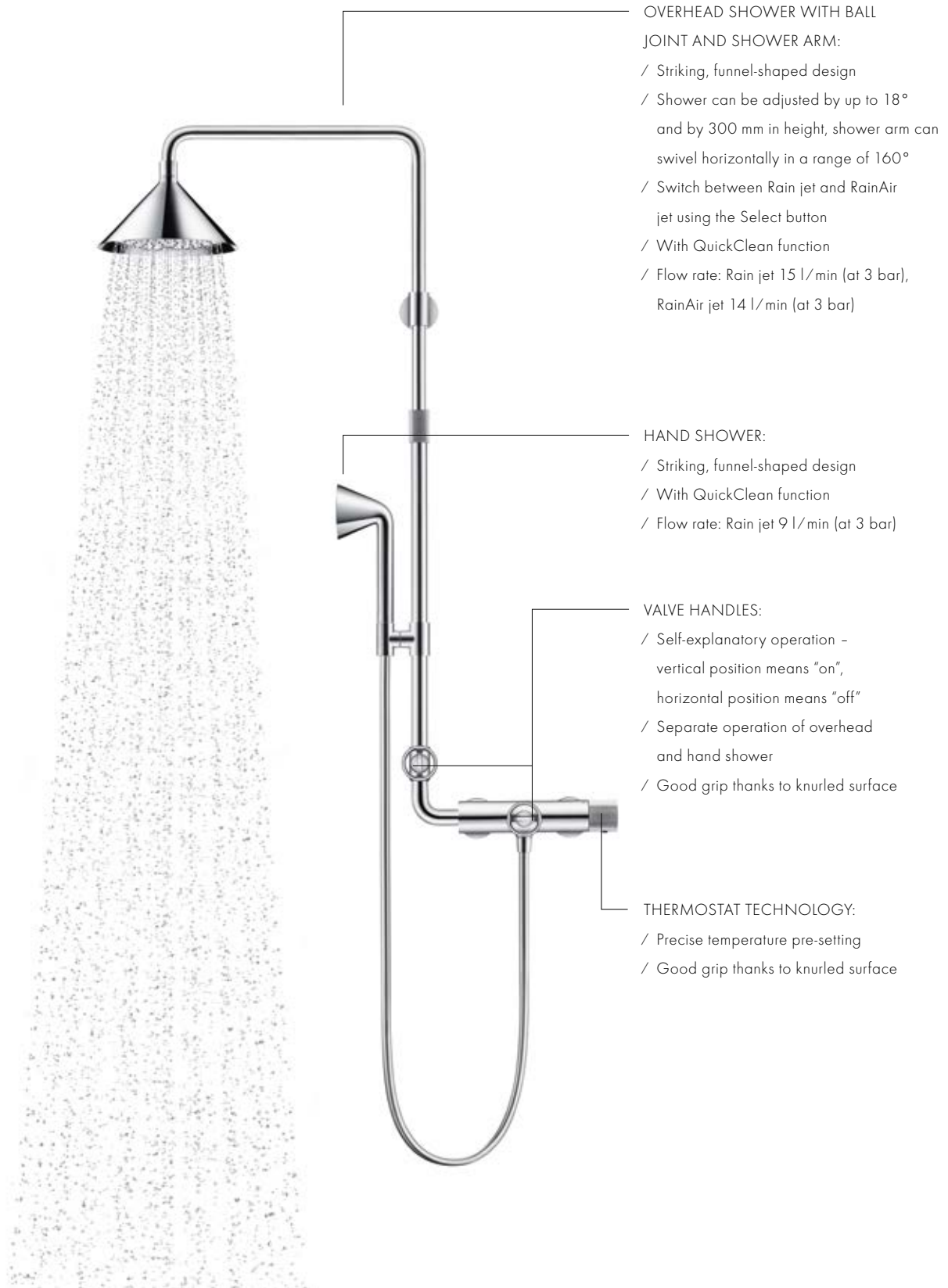
Metal effect shower hose 1.25 m
28282, -000, -350, -xxx

Metal effect shower hose 1.60 m (not shown)
28286, -000, -xxx

Metal effect shower hose 2.00 m (not shown)
28284, -000, -xxx

DESIGN OBJECT WITH INDUSTRIAL CHARACTER

The AXOR Shower Systems and Showerpipes provide a complete shower solution consisting of a thermostatic mixer along with the overhead shower and hand shower. On the AXOR Showerpipe designed by Front with its funnel-shaped overhead and hand shower, nothing is hidden. Pipes, couplings, valves – all of the typical elements of industrial design are purposefully exposed, not hidden behind the wall. A Showerpipe with industrial character.



OVERHEAD SHOWER WITH BALL JOINT AND SHOWER ARM:

- / Striking, funnel-shaped design
- / Shower can be adjusted by up to 18° and by 300 mm in height, shower arm can swivel horizontally in a range of 160°
- / Switch between Rain jet and RainAir jet using the Select button
- / With QuickClean function
- / Flow rate: Rain jet 15 l/min (at 3 bar), RainAir jet 14 l/min (at 3 bar)

HAND SHOWER:

- / Striking, funnel-shaped design
- / With QuickClean function
- / Flow rate: Rain jet 9 l/min (at 3 bar)

VALVE HANDLES:

- / Self-explanatory operation – vertical position means “on”, horizontal position means “off”
- / Separate operation of overhead and hand shower
- / Good grip thanks to knurled surface

THERMOSTAT TECHNOLOGY:

- / Precise temperature pre-setting
- / Good grip thanks to knurled surface



Showerpipe with thermostat and overhead shower 240 2jet
26020, -000, -xxx



Showerpipe with thermostat 800 and overhead shower 350 1jet
27984, -000, -820, -xxx



/ Matching the purist design of the AXOR Uno collection
/ Thermostat 800 also available as individual product (# 45440, -000, -820, -xxx)



Shower column with thermostat and plate overhead shower 240 1jet
10912, -000, -xxx



/ Matching the minimalist design of the AXOR Starck collection





Showerpipe with thermostat and overhead shower 240 ljet
16572, -000, -820, -xxx



/ Matching the authentic-traditional design of the AXOR Montreux collection



Showerpipe with single lever mixer and overhead shower 180 ljet
39620, -000, -xxx



/ Matching the monumental design of the AXOR Citterio collection

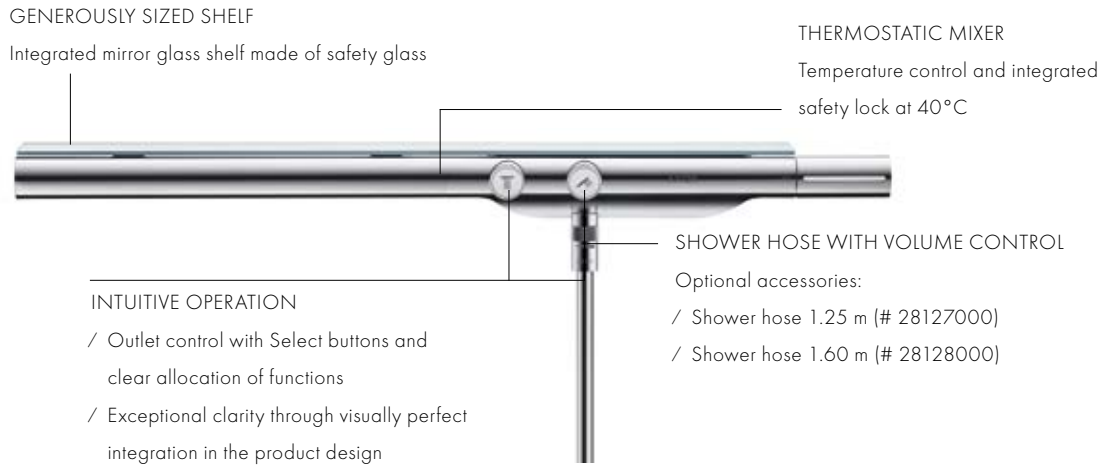


Showerpipe with thermostat and overhead shower 180 ljet
39670, -000, -xxx



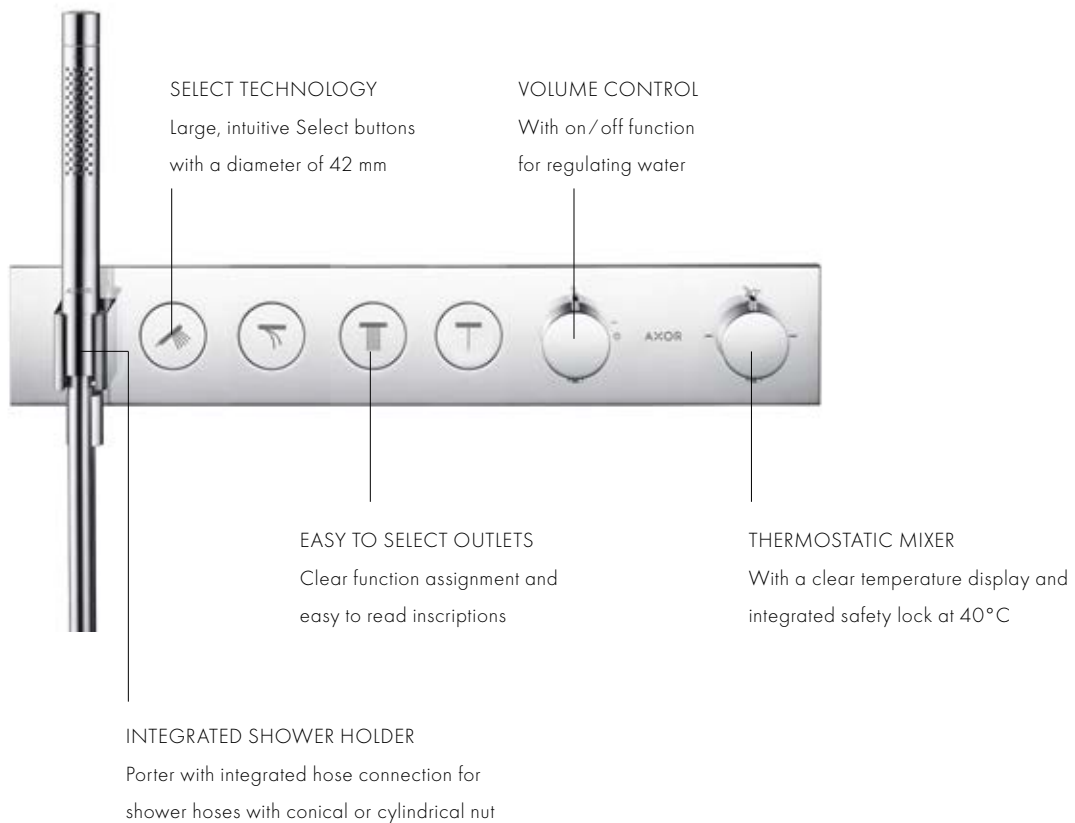
INTUITIVE CONTROL IN THE SHOWER

Uncompromising in its *purist* form, the thermostatic mixer 800 for exposed/concealed installation unites the advantages of both types of installation. Exposed in that the thermostatic mixer provides a large mirror glass shelf. Concealed because the pipework is behind the wall. Thanks to Select technology, which makes the thermostatic mixer control intuitive.



152

The thermostatic module Select integrates all of the functions – outlet selection, volume control and temperature setting – in one control unit. The clearly designed icons are easy to recognize and the large buttons are easy to operate, even with soapy fingers or limited mobility.



THERMOSTATS



Bath thermostat 1200
for exposed installation
45421, -000, -820, -xxx



Bath thermostat 800
for exposed installation
45420, -000, -820, -xxx



Thermostat 800
for exposed/concealed installation
45440, -000, -820, -xxx

Basic set
45442180



/ Purist design matching the AXOR Uno collection

Optional parts:

- / Shower hose 1.25 m with volume control (# 28127, -000, -820, -xxx)
- / Shower hose 1.60 m with volume control (# 28128, -000, -820, -xxx)



Thermostatic module Select 670/90
for concealed installation
for 5 functions
18358, -000, -xxx

Basic set
18313180



Thermostatic module Select 600/90
for concealed installation
for 4 functions
18357, -000, -350, -xxx

Basic set
18312180



Thermostatic module Select 530/90
for concealed installation
for 3 functions
18356, -000, -350, -xxx

Basic set
18311180



Thermostatic module Select 460/90
for concealed installation
for 2 functions
18355, -000, -350, -xxx

Basic set
18310180



THERMOSTATS



Thermostatic module 360/120 for concealed installation square for 3 functions # 10751, -000, -xxx

Basic set # 10750180

/ Vertical and horizontal positioning possible



Thermostatic module 120/120 for concealed installation square # 10755, -000, -xxx

Basic set # 10754180



Shut-off valve 120/120 for concealed installation square # 10972, -000, -xxx

Basic set # 10971180

Basic set 52 l/min spindle # 16973180

Basic set 40 l/min ceramic # 16974180

Basic set 130 l/min spindle # 16970180



Shut-off/diverter valve Trio/Quattro 120/120 for concealed installation # 10932, -000, -xxx

Basic set for Trio 120/120 # 36770180

Basic set Trio # 16982180

Basic set Quattro # 16930180



Hand shower module 120/120 for concealed installation square # 10651, -000, -xxx

Basic set # 10650180



Shelf 120/120 # 40872, -000, -xxx



Shelf 240/120 # 40873, -000, -xxx



Thermostat HighFlow for concealed installation softcube # 36711, -000, -xxx

Basic set iBox universal # 01700180

154



Thermostat HighFlow for concealed installation softcube for 1 function and additional outlet # 36706, -000, -xxx

Basic set iBox universal # 01700180



Valve for concealed installation softcube for 3 functions # 36773, -000, -xxx

Basic set iBox universal # 01700180



Thermostat for concealed installation softcube for 1 function # 36705, -000, -xxx

Basic set iBox universal # 01700180



Thermostat for concealed installation softcube for 2 functions # 36707, -000, -xxx

Basic set iBox universal # 01700180



THERMOSTATS



Thermostat HighFlow
for concealed installation round
36721, -000, -820, -xxx

Basic set iBox universal
01700180



Thermostat HighFlow
for concealed installation round
for 1 function and additional outlet
36726, -000, -820, -xxx

Basic set iBox universal
01700180



Valve for concealed installation round
for 3 functions
36727, -000, -820, -xxx

Basic set iBox universal
01700180



Thermostat for concealed installation
round for 1 function
36722, -000, -820, -xxx

Basic set iBox universal
01700180



Thermostat for concealed installation
round for 2 functions
36723, -000, -820, -xxx

Basic set iBox universal
01700180



Thermostat HighFlow
for concealed installation square
36718, -000, -350, -xxx

Basic set iBox universal
01700180



Thermostat HighFlow
for concealed installation square
for 1 function and additional outlet
36716, -000, -350, -xxx

Basic set iBox universal
01700180



Valve for concealed installation
square for 3 functions
36717, -000, -350, -xxx

Basic set iBox universal
01700180



Thermostat for concealed installation
square for 1 function
36714, -000, -350, -xxx

Basic set iBox universal
01700180



Thermostat for concealed installation
square for 2 functions
36715, -000, -350, -xxx

Basic set iBox universal
01700180



Thermostat for concealed installation
square for 2 functions
with wall outlet and shower holder
36712, -000, -xxx

Basic set iBox universal
01700180





TEMPERATURE REGULATION:

- / Precisely controllable with the large, cylindrical knob
- / Safety lock limits temperature to 40°C
- / Maximum temperature adjustable



OUTLET CONTROL:

- / Large Select paddles turn the water on and off easily
- / Complete control with finger, hand or even elbow operation
- / Up to three functions can be activated - separately or at the same time
- / A porter can be added

VOLUME CONTROL:

- / For economical water consumption
- / Volume control reduces water flow continuously by up to 50% - depending on flow volume and installation situation

OPERATION:

- / Large symbols on the paddles indicate clearly which outlet is being used
- / The paddle icons can be applied easily after installation



Thermostatic module for concealed installation for 3 functions
45713, -000, -xxx

Basic set
45710180



Thermostatic module for concealed installation for 2 functions
45712, -000, -xxx

Basic set
45710180



Thermostatic module for concealed installation for 1 function
45711, -000, -xxx

Basic set
45710180



Shut-off valve for concealed installation
45771, -000, -xxx

Basic set
45770180





AXOR ACCESSORIES

AVANT-GARDE IN DETAIL

AXOR bathroom accessories are products modeled on the design of various AXOR collections. From *minimalist* to *sculptural*, from *organic* to *classic*. These include the AXOR Universal Accessories program, which enhances any AXOR collection and any atmosphere, rounding out bathroom and kitchen design with *elegant* extras that offer well-planned functionality.

Design: Antonio Citterio, Philippe Starck,
Patricia Urquiola, Jean-Marie Massaud, PHOENIX

—
EACH INDIVIDUAL AXOR
ACCESSORY IS, IN
ITSELF, A ONE-OF-A-KIND
DESIGN OBJECT.
—

CHARACTERISTIC DESIGN FEATURE:

From minimalist to sculptural, from organic to classic, from extravagant to universal.

THE DESIGNERS' IDEA:

Perfect accessories: AXOR Accessories are coordinated with the various collections so that they complement and complete the bathroom atmosphere. Or bring the extra flair of a design object to the bathroom or kitchen. In contrast, AXOR Universal Accessories are linear and *modular* in design, so they fit to many different collections.

SPECIAL PROGRAM HIGHLIGHTS:

- / AXOR Universal Accessories: A modular program with a linear look for a wide variety of uses
- / Diverse design options created in cooperation with world renowned designers
- / Easy to install and clean



TIMELESS, ELEGANT PRODUCTS WITH UNIVERSAL DESIGN

A new way of seeing what's special in everyday life: AXOR Universal Accessories – shelves, towel holders, soap dispensers and clothes hooks – are elegantly *timeless* products that can be used individually or mixed and matched with one another. With their linear, *universal design*, they complement the overall *aesthetics* of individualized bathroom or kitchen design. Thanks to their universal design, they blend in perfectly with many AXOR collections and a wide range of *styles*.



160

Products required:

- a. Rail
- b. # 42838000 + 2 x # 42870000 Adapter set
- c. # 42834000 + 1 x # 42870000 Adapter set



1

Removable glass cover for easy filling and cleaning

Highly hygienic because the scratch-resistant, white glass can be cleaned in the dishwasher

Generously sized shelf surface

Their timeless design allows AXOR Universal Accessories to match every bathroom style seamlessly

Liquid soap dispenser # 42819000



180 ml volume for liquid soap or dishwashing liquid

AXOR Universal Accessories can be installed as single items or as a system on a rail - with the additionally required adapter set #42870000

162

2



Asymmetrical positioning of shelf (300 mm) on the rail. Adapter set required.

Products required:

- a. # 42838000 AXOR Universal shelf 300 mm
- + 1 x # 42870000 Adapter set
- b. Rail

3



An elegant combination of a rail with shelf (300 mm, installed asymmetrically) and toilet paper holder. Two adapter sets required.

Products required:

- a. # 42838000 AXOR Universal shelf 300 mm
- + 1 x # 42870000 Adapter set
- b. # 42836000 AXOR Universal toilet paper holder
- + 1 x # 42870000 Adapter set
- c. Rail

4




Large shelf surface: shelf (300 mm) and liquid soap dispenser on a rail. Three adapter sets required.

Products required:

- a. # 42838000 AXOR Universal shelf 300 mm
- + 2 x # 42870000 Adapter set
- b. # 42819000 AXOR Universal lotion dispenser
- + 1 x # 42870000 Adapter set
- c. Rail

5




Triple duty: Shelf (300 mm) with two toilet paper holders. Two adapter sets required. One toilet paper holder is mounted in mirrored position.

Products required:

- a. # 42838000 AXOR Universal shelf 300 mm
- + 2 x # 42870000 Adapter set
- b. 2 x # 42836000

163

6



Everything is right where you need it: Multi-functional combination of a rail with shelf (300 mm), toothbrush holder and soap dish/shelf (150 mm). Four adapter sets required.

Products required:

- a. # 42838000 AXOR Universal shelf 300 mm
- + 2 x # 42870000 Adapter set
- b. # 42836000 AXOR Universal toilet paper holder
- + 1 x # 42870000 Adapter set
- c. # 42803000 + 1 x # 42870000 Adapter set
- d. Rail

7



Toilet paper holder with soap dish/shelf (150 mm) - a space-saving combination for the guest bathroom. One adapter set required.

Products required:

- a. # 42803000 AXOR Universal soap dish
- + 1 x # 42870000 Adapter set
- b. # 42836000 AXOR Universal toilet paper holder

AXOR UNIVERSAL ACCESSORIES



Toothbrush tumbler
42834, -000, -xxx



Soap dish/ shelf
42803, -000, -xxx



Liquid soap dispenser with shelf
42819, -000, -350, -xxx



Shelf 300
42838, -000, -350, -xxx

/ Adapter set # 42870, -000, -350, -xxx must be used for installation on a rail
/ Optional: Rail grab bar 300 mm (# 42830, -000, -350, -xxx)

/ Two adapter sets
42870, -000, -350, -xxx must be used for installation on a rail (for asymmetric installation only one adapter set)
/ Optional: Rail grab bar 300 mm (# 42830, -000, -350, -xxx)



Shelf 150
42840, -000, -350, -xxx



Shelf 150/70 for shower
42802, -000, -xxx



Rail grab bar 300 mm
42830, -000, -350, -xxx



Rail bath towel holder 600 mm
42832, -000, -350, -xxx

/ Adapter set # 42870, -000, -350, -xxx must be used for installation on a rail
/ Optional: Rail grab bar 300 mm (# 42830, -000, -350, -xxx)

Optional parts:
/ Cover for rail (# 42871, -000, -xxx)

164



Rail bath towel holder 800 mm
42833, -000, -350, -xxx



Shower door handle 444 mm
42837, -000, -xxx



Bath towel shelf
42842, -000, -xxx



Towel holder twin-handle
42821, -000, -350, -xxx

Optional parts:
/ Cover for rail
(# 42871, -000, -xxx)



Single hook
42801, -000, -350, -xxx



Roll holder with cover
42836, -000, -350, -xxx
without cover (not shown)
42846, -000, -xxx



Toilet brush holder wall-mounted
42835, -000, -350, -xxx



Adapter set
42870, -000, -350, -xxx

/ Combinable with soap dish
42803, -000, -xxx and shelf 300 mm
42838, -000, -350, -xxx (adapter set # 42870, -000, -350, -xxx necessary)
/ Optional: Soap dish/shelf (# 42803, -000, -xxx)

AXOR UNIVERSAL ACCESSORIES

AXOR SHOWERCOLLECTION ACCESSORIES



Cover for rail
42871, -000, -xxx

Required parts:
/ Rail bath towel holder in different lengths
/ Shower set 0.90 m with hand shower 120 3jet (# 36735, -000, -xxx)



Cover 150 mm
42890, -000, -xxx

Cover 300 mm (not shown)
42891, -000, -xxx

/ Covers the back side of the shelf when installed on a glass wall or glass shower enclosure



Shelf 120/120
40872, -000, -xxx

Basic set
40877180

/ Basic set needed for joined installation with the AXOR ShowerCollection modules
/ For use with either vertical or horizontal installation of the basic set



Shelf 240/120
40873, -000, -xxx

Basic set
40878180

AXOR STARCK ACCESSORIES



Toothbrush tumbler
40834, -000



Soap dish
40833, -000



Liquid soap dispenser
40819, -000, -xxx



Grab bar
42730, -000, -xxx



Bath towel rail 600 mm
40806, -000, -xxx

Bath towel rail 800 mm (not shown)
40808, -000, -xxx



Towel holder twin-handle
40820, -000, -820, -xxx



Towel ring
40821, -000



Single hook
40837, -000, -xxx



Roll holder
40836, -000, -xxx



Toilet brush holder floor-standing
40840, -000

Toilet brush holder wall-mounted (not shown)
40835, -000



AXOR STARCK ORGANIC ACCESSORIES



Toothbrush tumbler
42734, -000



Soap dish
42733, -000



Grab bar
42730, -000, -xxx



Bath towel rail 600 mm
42706, -000, -xxx

Bath towel rail 800 mm (not shown)
42708, -000, -xxx



Towel holder
42720, -000, -xxx



Single hook
42737, -000, -xxx



Roll holder
42736, -000, -xxx



Toilet brush holder wall-mounted
42735, -000

166

AXOR CITTERIO / CITTERIO M ACCESSORIES



Toothbrush tumbler
41734, -000, -xxx



Soap dish
41733, -000, -xxx



Liquid soap dispenser
41719, -000, -xxx

/ Filling capacity 240 ml
/ Dosage 1.5 ml



Glass shelf
41550, -000, -820, -xxx



Grab bar
41730, -000, -xxx



Bath towel rail 600 mm
41760, -000, -xxx

Bath towel rail 800 mm (not shown)
41780, -000, -xxx



Towel holder twin-handle
40820, -000, -820, -xxx



Towel ring
41721, -000, -xxx



Single hook
41537, -000, -820, -xxx



Roll holder
41738, -000, -xxx



Roll holder without cover
41528, -000, -820, -xxx



Toilet brush holder floor-standing
41536, -000, -820, -xxx



Toilet brush holder wall-mounted
41735, -000, -xxx



AXOR URQUIOLA ACCESSORIES



Toothbrush tumbler
42434, -000, -xxx



Soap dish
42433, -000, -xxx



Grab bar
42430, -000, -xxx



Bath towel rail 600 mm
42460, -000, -xxx
Bath towel rail 800 mm (not shown)
42480, -000, -xxx



Single hook
42401, -000, -xxx



Roll holder
42436, -000, -xxx



Toilet brush holder wall-mounted
42435, -000, -xxx

AXOR MASSAUD ACCESSORIES



Toothbrush tumbler
42234, -000



Soap dish
42233, -000



Grab bar
42230, -000, -xxx



Bath towel rail 600 mm
42260, -000, -xxx

Bath towel rail 800 mm (not shown)
42280, -000, -xxx



Single hook
42237, -000, -xxx



Roll holder
42236, -000, -xxx



Toilet brush holder floor-standing
42235, -000, -xxx



Mirror
42240, -000

168



Towel holder floor-standing
42270, -000, -xxx



Cosmetic box
42272, -000



Vase
42274, -000



Candle holder
42271, -000



AXOR UNO ACCESSORIES



Toothbrush tumbler
41534, -000, -820, -xxx



Soap dish
41533, -000, -820, -xxx



Liquid soap dispenser
41519, -000, -820, -xxx



Glass shelf
41550, -000, -820, -xxx

/ Filling capacity 240 ml
/ This product is available in
the surface finishes Polished
and Brushed Bronze only via
AXOR Signature inquiry



Grab bar
41530, -000, -820, -xxx



Bath towel rail 600 mm
41560, -000, -820, -xxx

Bath towel rail 800 mm (not shown)
41580, -000, -820, -xxx



Towel holder
41520, -000, -820, -xxx

Towel holder twin-handle (not shown)
40820, -000, -820, -xxx



Towel ring
41521, -000, -820, -xxx



Single hook
41537, -000, -820, -xxx



Roll holder with cover
41538, -000, -820, -xxx



Roll holder without cover
41528, -000, -820, -xxx



Toilet brush holder floor-standing
41536, -000, -820, -xxx

Toilet brush holder wall-mounted
(not shown)
41535, -000, -820, -xxx

AXOR MONTREUX ACCESSORIES



Toothbrush tumbler
42134, -000, -820, -xxx



Liquid soap dispenser
42019, -000, -820, -xxx

/ Filling capacity 300 ml



Soap dish
42033, -000, -820, -xxx



Corner basket 160/101
42065, -000, -820, -xxx

Corner basket 160/83 (not shown)
42066, -820, -xxx

/ Corner basket (# 42066, -000, -820, -xxx) suitable for installation on a Unica wall bar Ø 22 mm



Grab bar
42030, -000, -820, -xxx



Bath towel rail 600 mm
42060, -000, -820, -xxx

Bath towel rail 800 mm (not shown)
42080, -000, -820, -xxx



Towel holder
42020, -000, -820, -xxx



Towel ring
42021, -000, -820, -xxx

170



Single hook
42137, -000, -820, -xxx



Roll holder with cover
42036, -000, -820, -xxx



Roll holder without cover
42028, -000, -820, -xxx



Toilet brush holder wall-mounted
42035, -000, -820, -xxx



Shaving mirror
42090, -000, -820, -xxx





AXOR ELECTRONIC MIXERS

NON-CONTACT DESIGN MIXERS

Electronic mixers by AXOR set standards for comfort, hygiene and design. The non-contact operation makes them perfect for use in public areas such as hotels, restaurants or lounges. But they also make a masterful statement in private bathrooms and meet the highest requirements for efficient water consumption. Combined with outstanding design and functionality.

Design: Philippe Starck, Antonio Citterio, PHOENIX

AXOR ELECTRONIC
MIXERS ARE THE PERFECT
COMBINATION
OF TECHNOLOGY
AND DESIGN.

CHARACTERISTIC DESIGN FEATURE:

Reduced to the bare essentials: The mixers do not need handles because sensor technology controls the water.

THE DESIGNERS' IDEA:

Masterpieces of comfort, hygiene and design:
AXOR Electronic mixers combine sensor control
with outstanding design - simply excellent.
Masterpieces of non-contact operation.

SPECIAL PROGRAM HIGHLIGHTS:

- / AXOR Electronic is available in the design of these collections: AXOR Starck, AXOR Starck Organic, AXOR Citterio and AXOR Uno
- / Sensor control: non-contact means extremely hygienic
- / Efficient water use: Sensor controlled mixers switch off automatically
- / Available in two versions: With temperature preset or temperature control
- / Operates with 230 V power connection or battery

173



Learn more about AXOR Electronic mixer:
axor-design.com/axor-electronics

FUNCTIONALITY AND TECHNOLOGY. EXCLUSIVE DESIGN

AXOR Electronic mixers combine functionality and technology with exclusive design known for its proven brand quality. The innovative sensor technology is discreetly integrated so that mixer design can be reduced to the basics. Non-contact mixers are not only hygienic, but also save water: The intelligent electronics release water only when it is actually needed, which protects this natural resource.



AXOR UNO

Minimalist in design, this electronic, wall-mounted mixer has a sensor field on the bottom of the spout.



AXOR STARCK ORGANIC

This minimalist, organic mixer saves a great deal of water: The ample mixer shower jet uses just 3.5 l/min. The mixer is available with and without temperature control.

AXOR STARCK

Also reduced to the basics is the electronic variant of the purist AXOR Starck basin mixer. Available with and without temperature control.

WASH BASIN



Electronic basin mixer
with temperature control
battery-operated
10101, -000, -xxx

with temperature control
with mains connection 230 V
(not shown)
10140, -000, -xxx



/ Design matches the AXOR Starck Organic collection
/ Due to technical reason the product # 10145xxx is not available in the surface finish Polished Nickel



Electronic basin mixer
with temperature pre-adjustment
battery-operated
10106, -000, -xxx

with temperature pre-adjustment
with mains connection 230 V
(not shown)
10145, -000, -xxx



Electronic basin mixer
with temperature control
battery-operated
12171, -000, -xxx

with temperature control
with mains connection 230 V
(not shown)
12173, -000, -xxx



/ Design matches the AXOR Starck Organic collection



Electronic basin mixer
with temperature pre-adjustment
battery-operated
12172, -000, -xxx

with temperature pre-adjustment
with mains connection 230 V
(not shown)
12174, -000, -xxx



Electronic basin mixer
for concealed installation
wall-mounted with spout 161 mm
39117, -000, -xxx

wall-mounted with spout 221 mm
(not shown)
39118, -000, -xxx

Basic set
16180180



/ Design matches the
AXOR Citterio collection



Electronic basin mixer
for concealed installation
wall-mounted with spout 165 mm
38119, -000, -xxx

wall-mounted with spout 225 mm
(not shown)
38120, -000, -xxx

Basic set
16180180



/ Design matches the AXOR Uno collection
/ Due to technical reason the product # 38010xxx is not available in the surface finishes Polished and Brushed Red Gold and Polished and Brushed Black Chrome



Electronic basin mixer
for concealed installation
wall-mounted with spout 161 mm
45110, -000, -820, -xxx

with spout 221 mm (not shown)
45111, -000, -820, -xxx

Basic set
16180180



Electronic basin mixer
with temperature pre-adjustment
with mains connection 230 V
38010, -000, -xxx

Basic set
16182180





AXOR WASH BASINS AND BATHTUBS

ONE OF A KIND FOR THE BATHROOM

In addition to exclusive mixers, showers and accessories, AXOR also offers unconventional wash basins and bathtubs. They complement the *design* philosophy of the AXOR Urquiola and AXOR Massaud collections perfectly but can also be combined with mixers from other bathroom collections. AXOR wash basins and bathtubs for complete personalization of bathroom design: Especially when used specifically as individual design objects or to enhance a bathroom design defined by an AXOR collection.

Design: Patricia Urquiola, Jean-Marie Massaud

AXOR WASH BASINS AND BATHTUBS ARE EXTRAORDINARY BATHROOM OBJECTS THAT ENHANCE A BATHROOM DESIGN DEFINED BY AN AXOR COLLECTION WITH VERY INDIVIDUAL AESTHETICS.

CHARACTERISTIC DESIGN FEATURE:

High-quality materials and these two completely different *styles* give the bathtubs and wash basins an individualized design aesthetic, making them a bathroom highlight.

THE DESIGNERS' IDEA:

Bathroom objects with unique selling points: Creating a *consistent* design for furnishing an entire bathroom. Each wash basin and each bathtub is an eye-catcher on its own within an individualized bathroom design.

SPECIAL PROGRAM HIGHLIGHTS:

- / The organic shapes of the wash basins and bathtub in the AXOR Massaud collection are inspired by nature. These products invite us to celebrate the moment and the water; the AXOR Massaud bathtub is reminiscent of a lake
- / The design of the AXOR Urquiola wash basins and bathtubs recalls the familiar shape of a *nostalgic* washtub
- / Playing with form and function: The integrated handles of the AXOR Urquiola wash basins and bathtubs provide a nostalgic accent with a practical use



NOSTALGIC ACCENTS FOR WASH BASINS AND BATHTUBS

Modeled on the *eclectic* design of the AXOR Urquiola collection, the shape of the wash bowls and bathtub recall the washtubs of bygone days. The integrated handles also serve as practical towel holders.



The AXOR Urquiola wash bowls are available as countertop wash bowls in two sizes or as a wall-mounted wash basin. With ultra-modern, mineral casting material. For a pleasurable feel. Resistant and durable.

178



A nostalgic statement in the bathroom.
Free-standing. Luxurious. Made of mineral casting material with a soft, gel coat surface.

WASH BASIN



Wash bowl 624/408
11300, -000



Wash bowl 511
11301, -000



Wash basin 624/399 wall-mounted
11302, -000

- / Counter top wash bowl
- / Only in conjunction with basin mixers with non-closing waste set
- / Material: mineral cast with gel coat
- / TÜV certified
- Optional parts:
- / Waste set non-closing for wash basins (# 51301000)

- / Wall-mounted
- / Only in conjunction with basin mixers with non-closing waste set
- / Material: mineral cast with gel coat
- / TÜV certified
- Optional parts:
- / Waste set non-closing for wash basins (# 51301000)

BATHTUB



Bath tub 1,800/600
11440, -000

- Technical data:
- / Material: mineral cast with gel coat
 - / Filling capacity: approx. 180 l (1 person with 70 kg)
 - / Weight with water (1 person with 70 kg): approx. 440 kg
 - / Weight without water: 187 kg
 - / Dimensions (l x w x d): 1,820 x 795 x 870 mm
 - / Filling level: approx. 340 mm
 - / Color: Alpinwhite

WASH BASINS AND BATHTUBS - REFERENCES TO NATURE

The design of the mixer collection is meticulously executed in the AXOR Massaud wash basins and bathtub - as a harmonious connection of organic, avant-garde forms. This creates a natural aesthetic that meets all of the requirements for a modern bathroom. The AXOR Massaud wash basins and bathtub demonstrate yet another successful symbiosis among human beings, water, objects and space.



180



The AXOR Massaud wash basin: a unique, organic design object. The wash bowl is available as a countertop wash bowl in two sizes or as a built-in wash basin. Material: mineral-cast with durable gel coat surface.



Innovative and down-to-earth. Because it is lightweight, the free-standing bathtub made of polyurethane foam with fiberglass and a polyester gel coat is easy to install. Practical: the push-open drain valve with a centralized operating button, preinstalled with the waste set.

WASH BASIN



Built-in wash basin 585/469
with 1-boreholing
42310, -000

- / Built-in wash basin
- / Only in conjunction with basin mixers with non-closing waste set
- / Material: mineral cast with gel coat
- / TÜV certified
- Optional parts:
- / Waste set non-closing for wash basins (# 51301000)



Wash bowl 800/450
42300, -000



Wash bowl 570/450
42305, -000

- / Counter top wash bowl
- / Only in conjunction with basin mixers with non-closing waste set
- / Material: mineral cast with gel coat
- / TÜV certified
- Optional parts:
- / Waste set non-closing for wash basins (# 51301000)



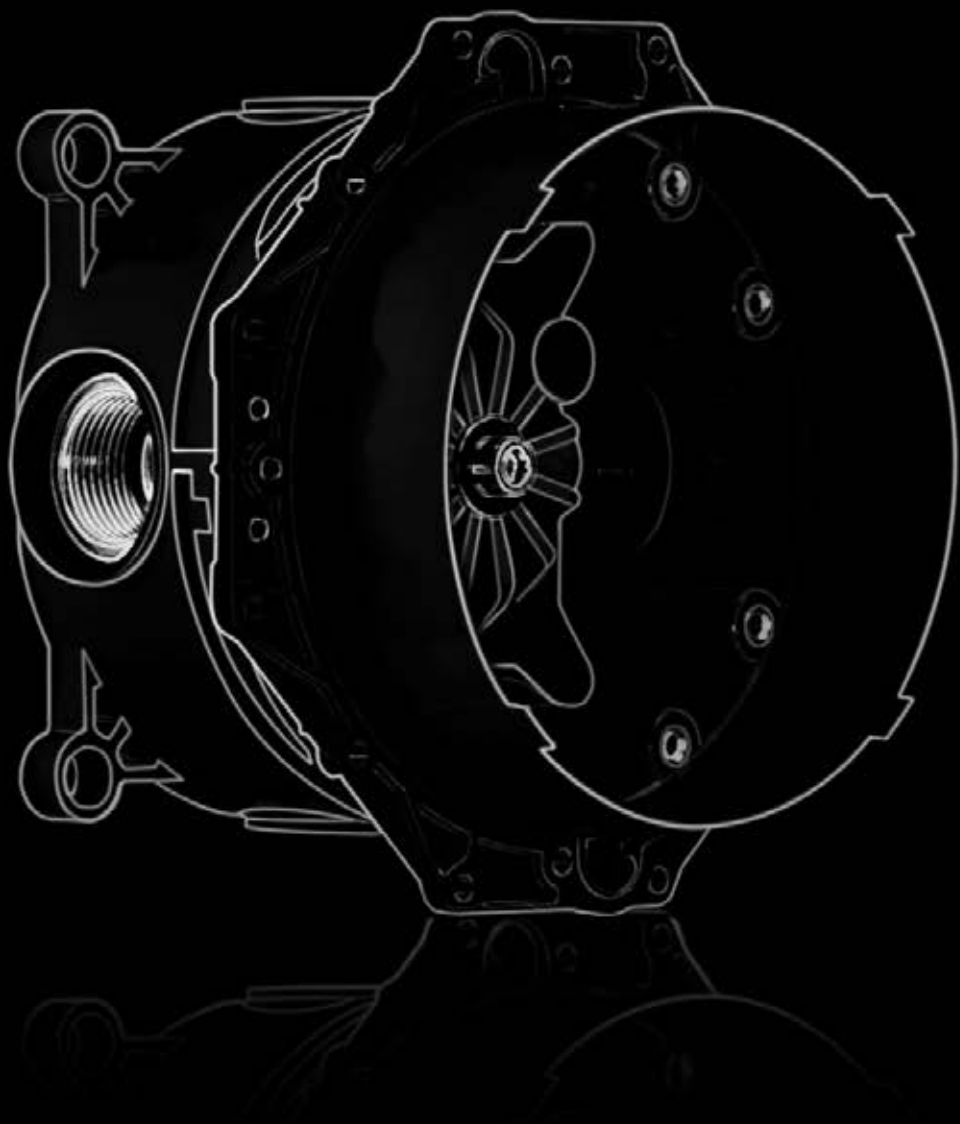
181

BATHTUB



Bath tub 1,900/1,500
18950, -000

- Technical data:
- / Bathtub made from polyurethane foam with fibre glass and polyester gel coating, is easy to install thanks to its light weight
 - / Centrally operated push-open waste set is pre-installed
 - / Filling capacity approx. 397 l (1 person with 70 kg) and 327 l (2 persons with 70 kg)
 - / Weight: 70 kg
 - / Dimensions (l x w x d): 1,891 x 1,536 x 620 mm
 - / Filling level: approx. 380 mm
 - / Color: white



AXOR BASIC SETS, WASTE SETS AND OVERFLOW SETS

TECHNOLOGY WITH A SYSTEM

The perfection of AXOR continues into the wall and below the bathtub or wash basin, always making an appearance where mixers and showers are installed. The AXOR basic sets, waste sets and overflow sets are based on the many years of expertise gathered by the Hansgrohe Group. They are produced according to the highest quality standards.

183

SPECIAL PROGRAM HIGHLIGHTS:

iBox universal


- / One basic set for numerous types of concealed installations. Especially easy to install
- / Can be used for more than 15 different complete sets for concealed installations of showers, bathtubs and thermostatic mixers
- / Easy preinstallation increases flexibility in the process for selecting mixers
- / Greater freedom of movement when showering
- / Effortless replacement with new mixers for renovations
- / Simplified project planning because one basic set is used for all installations
- / Can be used in both private and public areas
- / Meets common standards worldwide



Learn more about AXOR basic sets, waste sets
and overflow sets: pro.hansgrohe-int.com

IBOX UNIVERSAL: UTTERLY CONVINCING

AXOR stands for perfection in every dimension. One example: iBox universal. One basic set for numerous types of concealed installations. Uncompromising, reliable and definitely easy to install.



184



Basic set iBox universal
01700180



Basic set iBox universal
with shut-off unit
01750180



Extension 25 mm
for basic set iBox universal
13587, -000



Fastening rail set
for iBox universal
93171, -000



Extension element
98860, -000, -xxx



Extension element softcube 1-hole
14971, -000, -xxx



Extension element softcube 2-hole
14972, -000, -xxx



Extension element softcube 2-hole
0-1-2
14973, -000, -xxx

/ For installation between
tiles and finish set
/ Matches all finish sets for
concealed installation
in softcube design



Extension element softcube 2-hole
arrow
14974, -000, -xxx



Extension element square 1-hole
14964, -000, -xxx



Extension element square 1-hole
red blue
14965, -000, -xxx



Extension element square 1-hole
arrow
14966, -000, -xxx



Extension element square 2-hole
14967, -000, -xxx



Extension element square 2-hole
red blue
14968, -000, -xxx



Extension element square 2-hole
0-1-2
14969, -000, -xxx



Extension element square 2-hole
arrow
14970, -000, -xxx



Extension element round 1-hole
14960, -000, -820, -xxx



Extension element round 2-hole
14961, -000, -820, -xxx



Extension element round 2-hole
0-1-2
14962, -000, -820, -xxx



Extension element round 2-hole
arrow
14963, -000, -820, -xxx

FILLERS, WASTE SETS AND OVERFLOW SETS FOR BATHTUBS



Finish set bath filler, waste and overflow set
58300, -000, -xxx

- / Suitable for standard and special bath tubs
- / Spray former adjustable by 20°
- / Flow rate 38 l/min



Basic set bath filler, waste and overflow set for standard bath tubs
58301180

- Required parts:
- / Finish set bath filler, waste and overflow set (# 38300, -000, -xxx)



Basic set bath filler, waste and overflow set for special bath tubs
58302180



Complete set bath filler, waste and overflow set for standard bath tubs
58303, -000, -xxx



Finish set bath filler, waste and overflow set
58304, -000, -820, -xxx

Basic set for standard bath tubs
58305180

Basic set for special bath tubs
58306180



Basic set bath filler, waste and overflow set for standard bath tubs
58305180



Basic set bath filler, waste and overflow set for special bath tubs
58306180

- Required parts:
- / Finish set bath filler, waste and overflow set (# 58304, -000, 820, -xxx)



Complete set bath filler, waste and overflow set for standard bath tubs
58307, -000, -xxx



Flexible connection tube 800 mm
58308, -000



Finish set square
28012, -000, -xxx

Basic set
15490180



Finish set oval
28022, -000, -xxx

Basic set
15490180

- / sBox for quiet, smooth and safe hose guiding
- / Suitable for rim- or tile-mounted installation
- / Bath rim width at least 100 mm
- / Maximum pull-out length of individually selectable hand shower: 1.45 m



Rim- and tile-mounted bath basic set
15490180



Installation plate
for tile-mounted installation
28014, -000, -xxx



Mounting angle for installation plate
for tile-mounted installation
28011, -000, -xxx



Rim-mounted adapter 25°
28071, -000, -xxx

WASTE- AND OVERFLOW SET FOR BATH TUBS



Finish set bath filler
58309, -000, -820, -xxx

Required parts:
/ Waste set push-open for bath
tubs (# 58310, -000, -xxx)



Waste set push-open for bath tubs
58310, -000, -xxx

Required parts:
/ Finish set bath filler
(# 58309, -000, -820, -xxx)



Finish set waste and overflow set
58311, -000, -xxx

Basic set or standard bath tubs
58313180
Basic set for special bath tubs
58314180



Finish set waste and overflow set
58312, -000, -820, -xxx

Basic set or standard bath tubs
58313180
Basic set for special bath tubs
58314180



Basic set waste and overflow set
for standard bath tubs
58313180



Basic set waste and overflow set
for special bath tubs
58314180



Complete set waste and overflow set
for standard bath tubs
58315, -000, -xxx



Complete set waste and overflow set
for standard bath tubs
58316, -000, -820, -xxx

Required parts:
/ Finish set waste and overflow set (# 58311, -000, -xxx)
/ Finish set waste and overflow set (# 58312, -000, -820, -xxx)

WASTE SETS FOR SHOWERS



Complete set waste set 90 XXL
60031, -000, -xxx

/ Drain performance 51 l/min
at 15 mm water level



Complete set waste set 90
60032, -000, -xxx

/ Drain performance 29 l/min
at 15 mm water level



Complete set waste set 52
60030, -000, -xxx



Bath tub trap
60033, -000

WASTE SETS FOR WASH BASINS / BIDET



Waste set pop-up
for basin and bidet mixers
51302, -000, -xxx



Waste set push-open
for basin and bidet mixers
51300, -000, -820, -xxx



Waste set non-closing
for wash basins
51301, -000, -xxx

188

SIPHONS



Design trap Flowstar
51303, -000, -350, -820, -xxx



Design trap set Flowstar
51304, -000, -820, -xxx



Design trap Flowstar S
51305, -000, -820, -xxx



Cover
51306, -000, -xxx

/ Due to technical reasons this product is not available in the surface finishes Polished and Brushed Black Chrome
Included in scope of delivery:
/ Design trap Flowstar
(# 51303, -000, -350, -820, -xxx)
/ Angle valve with cover outlet
G 3/8
(# 51307, -000, -820, -xxx)



Angle valve with cover outlet G 3/8
51307, -000, -820, -xxx



Angle valve with microfilter outlet
G 3/8
51308, -000



Angle valve E outlet G 3/8
51312, -000
Angle valve E outlet G 1/2
(not shown)
51309, -000



Angle valve S outlet G 3/8
51310, -000



Pipe trap standard model
51320, -000



Pipe trap easy to install
51321, -000



Bidet pipe trap standard model
for bidet
51315, -000



Curved pipe 300 mm
51316, -000



AXOR INDIVIDUALIZATION

INDIVIDUAL EXPRESSION IN THE BATHROOM

With collections in a variety of styles, AXOR responds to the desire for *individualization* in the bathroom. AXOR FinishPlus and AXOR Signature are two services for maximizing options for customers to express their personalities.

With the brushed or polished versions of colored AXOR FinishPlus surfaces, mixers, showers and accessories become design objects that perfectly complete an *interior design* and create an exclusive accent. The durable, high-quality surfaces are manufactured in a physical vapor deposition process (PVD).

The AXOR Signature service responds to customer requests for modifications such as inscriptions of the customer's signature, or inscriptions in the local language. The service can also provide extended shower connections to meet certain spatial requirements or to modify the mixer spout with respect to the unusual geometry of a wash basin. Experts with many years of experience and a love of detail address the modification requests, creating solutions in accordance with the most advanced industrial standards.

191

THE TWO SERVICES
HAVE ONE THING IN
COMMON: THEY RESULT
IN PRODUCTS THAT
COMBINE INDIVIDUALITY
AND QUALITY AT THE
HIGHEST LEVEL.

SPECIAL FEATURES OF THE INDIVIDUALIZATION SERVICES:

- / Exclusively developed surfaces in brushed or polished versions, some developed specially for AXOR FinishPlus, bring unique personality to the bathroom or kitchen through the use of color
- / The extremely durable surfaces are created with the physical vapor deposition (PVD) process in the AXOR production facility in Schiltach, Germany
- / AXOR Signature service implements highly individualized customer requests: lengthening, shortening, inscription
- / All modifications are carried out by AXOR experts at the highest level of craftsmanship and in accordance with industrial standards

Learn more about AXOR FinishPlus
and AXOR Signature:



axor-design.com/axor-finishplus
axor-design.com/axor-signature

AXOR FINISHPLUS

REFINEMENT OF A SPECIAL KIND

Luxury is all about fulfilling personal dreams. AXOR FinishPlus surfaces are expressions of individuality at the highest level. They set new benchmarks for luster, robustness and durability. Whether as single items or in large quantities, they are manufactured at the highest technical level and stand for quality made in Germany.



192

- / AXOR FinishPlus meets the increasing desire for individualization: The surfaces can be made to match the interior design perfectly.
- / A standardized process guarantees consistent quality
- / The Black Chrome and Red Gold surface finishes, developed by our own experts through intensive research work, underline the role of AXOR as an innovative leader in the area of surfaces
- / A mixer with an AXOR FinishPlus surface, along with its spare parts, is available for purchase in an identical quality and design for 15 years
- / In addition to the prespecified AXOR FinishPlus surfaces, other surfaces can be produced according to personal specifications by request through AXOR Signature



Learn more about AXOR FinishPlus:
axor-design.com/axor-finishplus

AVAILABLE IN QUANTITIES OF 1 OR MORE



Brushed Brass
-950



Polished Gold Optic
-990



Brushed Gold Optic
-250



Brushed Bronze
-140



Polished Red Gold
-300



Brushed Red Gold
-310



Brushed Nickel
-820



Stainless Steel Optic
-800



Polished Black Chrome
-330



Brushed Black Chrome
-340



Satin Black
-350

Satin Black is available only for products in the AXOR MyEdition collection and for other specified complementary products such as mixers and accessories.

AVAILABLE IN QUANTITIES OF 30 OR MORE



Polished Chrome
-020



Brushed Chrome
-260



Polished Nickel
-830



Polished Bronze
-130



Polished Brass
-930



THE MASTERLY COMBINATION OF HIGH-TECH AND CRAFTSMANSHIP

AXOR FinishPlus surfaces have character. Each color is the result of intensive development and is refined in vacuum chambers in our own AXOR production facility using the physical vapor deposition (PVD) process. The PVD process gives the surfaces an additional metal coating. The evaporation deposition of various gas mixtures produces a variety of light reflection effects on the surface. The result is outstanding color brilliance and great resiliency.

- / The beneficial properties of PVD surfaces include resistance to scratching, cleaning agents and salty sea air
- / The special textures of the brushed versions are created by hand



Learn more about AXOR FinishPlus:
axor-design.com/axor-finishplus

AXOR FINISHPLUS SURFACES BRING
EXCLUSIVITY TO THE BATHROOM.

AXOR SIGNATURE

CUSTOMIZED AND ONE-OF-A-KIND

Lengthening, shortening, inscription. *AXOR Signature* is an exclusive service that takes a *design* object and makes it one-of-a-kind, whether by providing each mixer with the customer's personal touch or by modifying it to fit specific dimensions. The personal and customized result manufactured by AXOR experts in Schiltach. With the utmost in care and precise craftsmanship in accordance with industrial standards.

AXOR SIGNATURE PROVIDES THE FOLLOWING SERVICES:

- / Extensions, e.g., from wall to wash basin or bathtub, or from the ceiling into the room
- / Handle modification
- / Integration of initials or the customer's signature
- / Coats of arms, logos or additional inscriptions in the local language or in another size, special function labels
- / Feasibility testing in advance of order acceptance with individualized delivery schedule and price

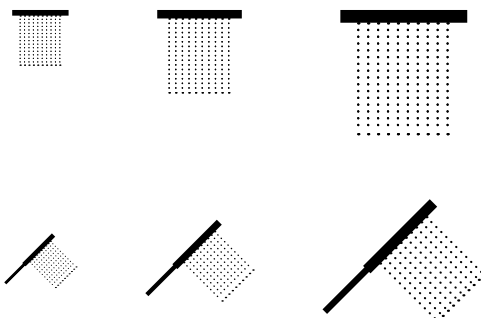
196



Learn more about AXOR Signature:
axor-design.com/axor-signature

EXAMPLE INSCRIPTIONS FOR OVERHEAD AND HAND SHOWERS

Standard version





AXOR SIGNATURE FOR AN
INDIVIDUALIZED, PERFECT WHOLE.

Customized version:
Application of personalized inscriptions such as
a monogram or icons to clearly identify users



EXAMPLE FOR TEMPERATURE LABELS



°C




热 极冷



EXAMPLES FOR BRANDING






Lengthening of a bath spout for a floor-standing bathtub mixer adapted for the width of the bathtub rim

198



Lengthening of a ceiling connection - adapted for the height of the room



A NEW DIMENSION OF INDIVIDUALIZATION

With materials such as metal, glass, wood, marble and leather, AXOR Signature creates an entirely new feel for mixers. The cover plates are carefully selected by AXOR experts and designed to meet high benchmarks for mixer use. Each plate is a one-of-a-kind original.

- / Natural materials impart an especially *sensual* look and feel
- / Each product is unique, like the *natural* material itself



Exclusively for the AXOR MyEdition collection.

See page 30 or axor-design.com/axor-myedition



METAL -
BRUSHED BRONZE




BLACK WALNUT



MARBLE NERO
MARQUINA



NAPPA LEATHER





PLANNING AND INSTALLATION

PLANNED DOWN TO THE LAST DETAIL

That AXOR continues to set new benchmarks in form and function is made clear with product innovations that are both visual statements and easy to use. AXOR follows this principle even behind walls, with installation options that are thoroughly planned down to the last detail. They are easy to carry out, thanks to iBox universal or specially developed basic sets and thanks to the self-explanatory assembly instructions that come with every AXOR product.

201

SIX EXAMPLES FOR PLANNING AND INSTALLATION:

- / AXOR ShowerCollection: the flexible building block system for creative shower planning
- / AXOR thermostatic module Select: a *luxurious* way to control the shower preferences of up to five functions
- / AXOR thermostatic mixer 800 for exposed/concealed installation: innovative technology for a flawless fit in any space
- / AXOR thermostatic module Select: simple installation for up to three functions
- / AXOR One thermostatic module: great user comfort thanks to intuitive paddle operation
- / AXOR iBox universal: the multi-talented technology for easy concealed installation

PLANNING EXAMPLE: AXOR SHOWERCOLLECTION WITH AXOR SHOWERHEAVEN 970 / 970 3JET, WITH LIGHTING

The AXOR ShowerCollection is a flexible, building block system for creative shower planning. The corner installation offers a shower experience that surrounds you completely, above all, with the three different AXOR ShowerHeaven spray modes. Two shower modules are used as body showers. Centralized control of all shower elements is realized in the AXOR thermostatic module. The elements can be used individually or together.

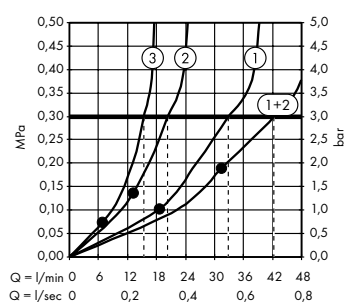
- / All three spray modes of the ShowerHeaven 970/970 3jet can be easily controlled with the thermostatic module 360/120
- / All of the showers can be operated outside of the wet zone
- / Water temperature can be set as desired before showering
- / The hand shower module can be operated easily from the shower entry area, making it ideal for cleaning the shower

202

PRODUCTS

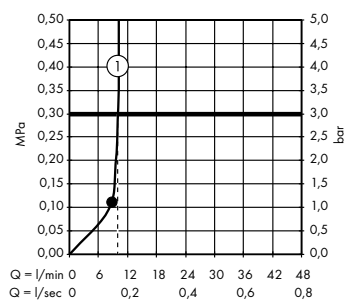
- ShowerHeaven 970/970 3jet with lighting
10623800
- Thermostatic module 360/120
for concealed installation square for 3 functions
10751000
- Basic set
10750180
- Shut-off valve 120/120
for concealed installation square
10972000
- Basic set
10971180
- Hand shower module 120/120
for concealed installation square
10651000
- Basic set
10650180
- 2 x Shower module 120/120
for concealed installation square
28491000
- Shelf 240/120
40873000
- Basic set
40878180

FLOW DIAGRAMS



ShowerHeaven 970/970 3jet with lighting
10623800

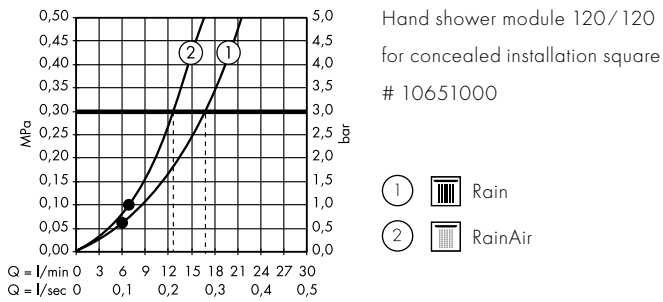

- ① Rain
- ② RainAir
- ③ Mono



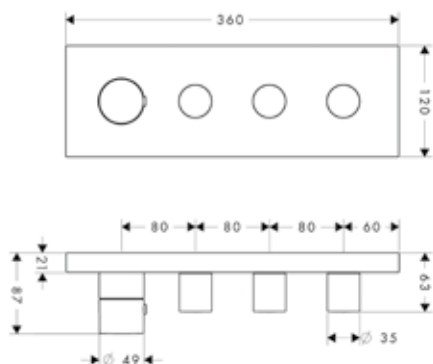
Shower module 120/120 for concealed installation square
28491000

- ① Rain

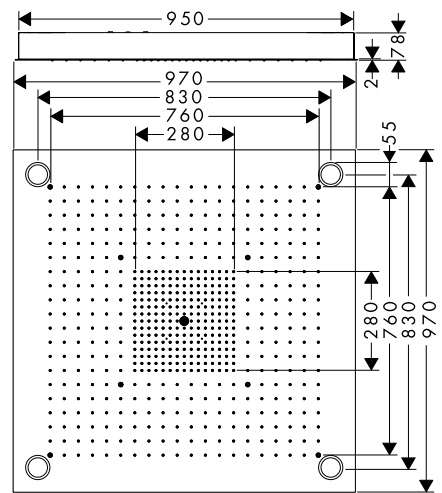
Function guaranteed starting at •. Consumption data is measured in practical use with the respective mixer/valve for concealed installation.



DIMENSION DRAWINGS



Thermostatic module 360/120
for concealed installation
square for 3 functions



ShowerHeaven 970/970 3jet with lighting

PLANNING EXAMPLE: AXOR THERMOSTATIC MODULE SELECT 670 / 90 CONCEALED INSTALLATION FOR 5 FUNCTIONS WITH AXOR SHOWERHEAVEN 1200 / 300 4JET, WITH LIGHTING 2700 K

Luxurious operation. The thermostatic module Select has a minimalistic look and is the central element for controlling all spray modes and functions individually or in combination. Safe, secure and easy installation with the basic set. A perfect combination partner for AXOR ShowerHeaven 1200/300 4jet.

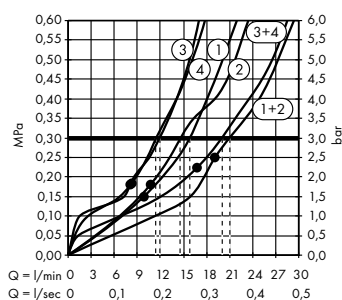
- / It's easy to control all four spray modes of the AXOR ShowerHeaven 1200/300 4jet with the thermostatic module Select 670/90
- / All of the important functions are brought together in one elegant, concealed thermostat: user control, temperature regulation and water flow.
- / The large Select buttons for controlling the spray modes and functions offer easy, intuitive operation
- / The hand shower is added to the thermostatic module via a porter with an integrated hose connection

204

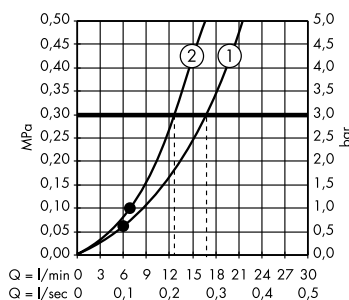
PRODUCTS

- ShowerHeaven 1200/300 4jet
with lighting 2700 K
10628000
- Basic set
10922180
- Thermostatic module Select 670/90
for concealed installation for 5 functions
18358000
- Basic set
18313180
- Baton hand shower 2jet
28532000
- Metal effect shower hose 1.25 m
28282000

FLOW DIAGRAMS

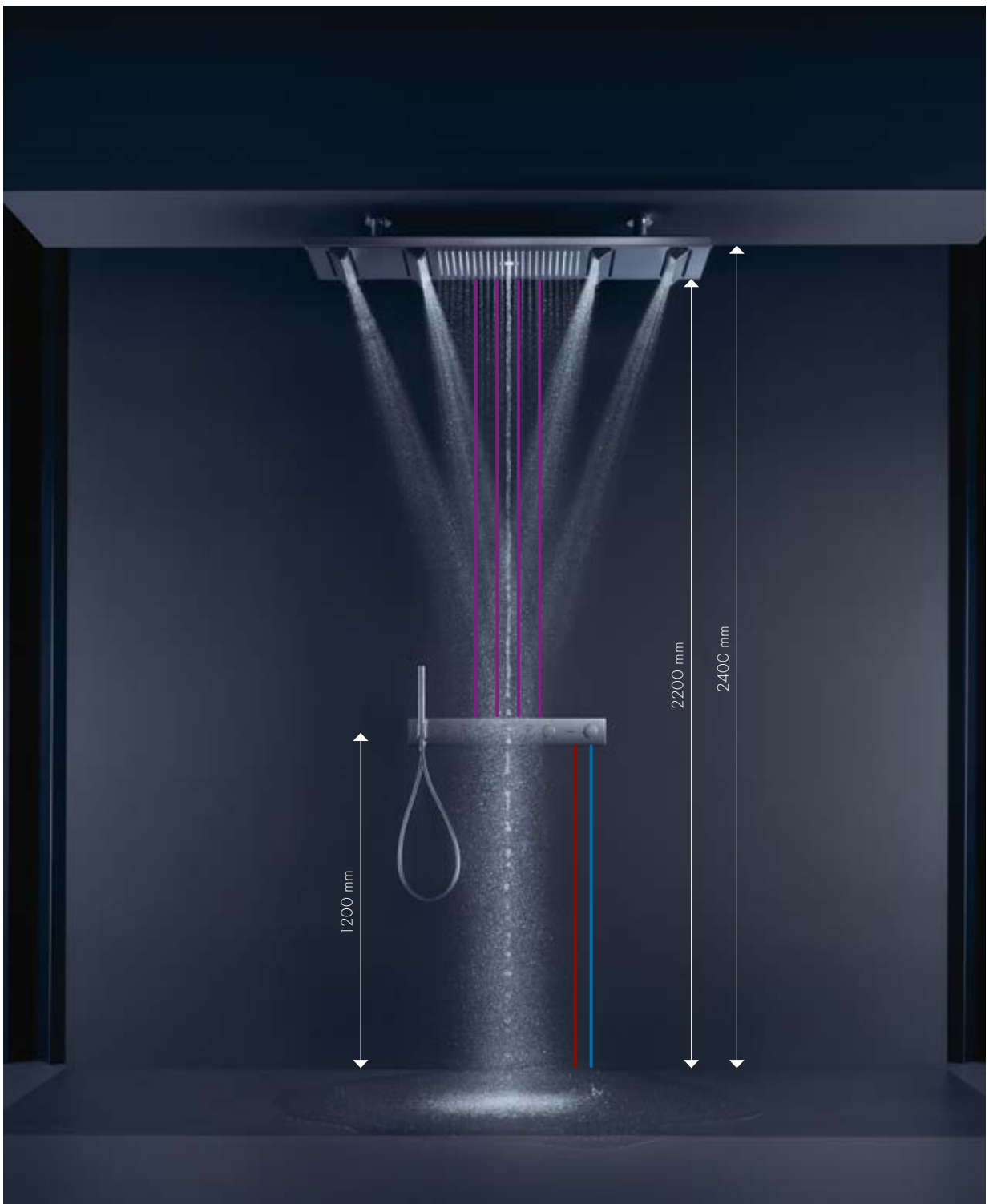


- ShowerHeaven 1200/300 4jet
with lighting 2700 K
10628000
- ① Rain
 - ② Mono
 - ③ PowderRain, inside
 - ④ PowderRain, outside



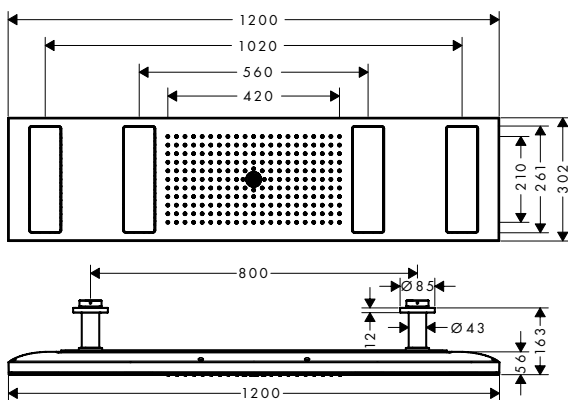
- Baton hand shower 2jet
28532000
- ① Rain
 - ② Mono

Function guaranteed starting at •. Consumption data is measured in practical use with the respective mixer/valve for concealed installation.

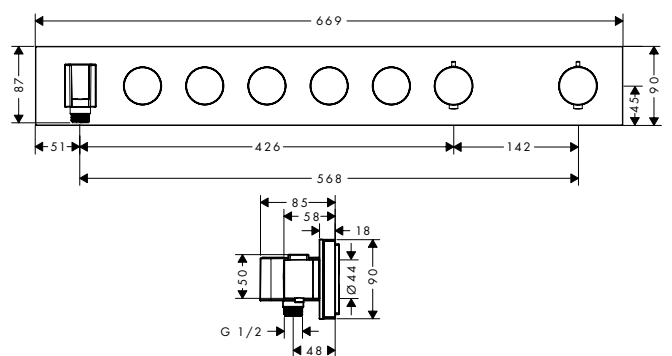


DIMENSION DRAWINGS

ShowerHeaven 1200/300 4jet with lighting 2700 K



Thermostatic module Select 670/90 for concealed installation for 5 functions



PLANNING EXAMPLE: AXOR THERMOSTATIC MIXER 800 FOR EXPOSED / CONCEALED INSTALLATION WITH AXOR OVERHEAD SHOWER 350 1JET WITH SHOWER ARM

Innovative technology enables a sophisticated corner installation (exposed or concealed) of the overhead shower and thermostat. An elegant exposed product in its design, it features a practical shelf. The technical details are hidden in the wall, invisible. Required for installation is the special basic set for the AXOR thermostatic mixer 800 for exposed/concealed installation for 2 functions.

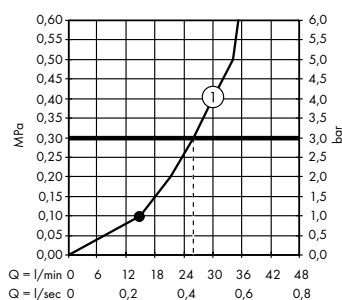
- / The pipework is hidden completely in the wall thanks to innovative concealed installation technology
- / Thermostat with high quality glass shelf with an exposed design
- / Intuitive Select technology: it's easy to switch the overhead and hand showers on and off with the Select buttons

206

PRODUCTS

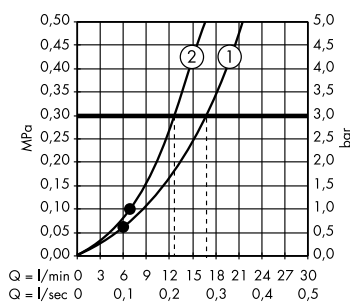
- Overhead shower 350 1jet
with shower arm
26034000
- Thermostat 800
for exposed/concealed installation
45440000
- Basic set
45442180
- Baton hand shower 2jet
28532000
- Shower hose 1.60 m
with volume control
28128000
- Shower holder
27515000

FLOW DIAGRAMS



Overhead shower 350 1jet
with shower arm
26034000

① PowderRain



Baton hand shower 2jet
28532000

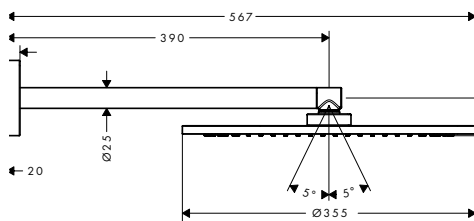
① Rain
② Mono

Function guaranteed starting at •. Consumption data is measured in practical use with the respective mixer/valve for concealed installation.

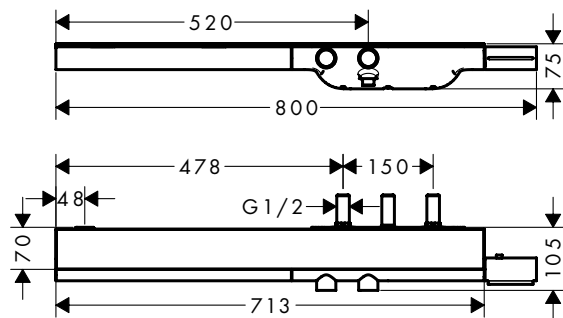


DIMENSION DRAWINGS

Overhead shower 350 1jet with shower arm



Thermostat 800 for exposed/concealed installation



PLANNING EXAMPLE: AXOR THERMOSTATIC MODULE SELECT FOR 3 FUNCTIONS WITH AXOR OVERHEAD SHOWER 300 / 300 2JET WITH SHOWER ARM

Clean design for the shower thanks to the slim form of the AXOR thermostatic module Select. Combined with the AXOR overhead shower 300/300 2jet, the innovative PowderRain and Intense PowderRain spray modes provide a highly sophisticated shower experience. The thermostat module with Select technology is used to control the spray modes. It's easy with the intuitive operation of the Select buttons. The special basic set makes it easy to install the thermostat module.

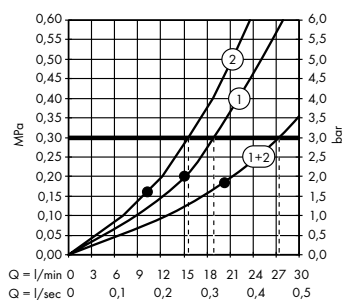
- / Central control with a thermostat: Select buttons for the spray modes, rotary knobs to regulate temperature and water flow
- / Easy to operate thanks to Select technology

208

PRODUCTS

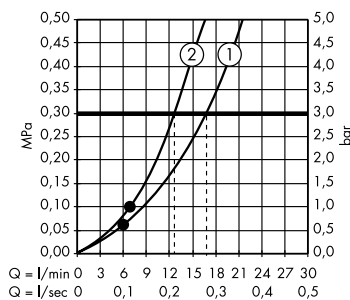
- Overhead shower 300/300 2jet
with shower arm
35318000
- Basic set 2jet
35361180
- Thermostatic module Select 530/90
for concealed installation for 3 functions
18356000
- Basic set
18311180
- Baton hand shower 2jet
28532000
- Metal effect shower hose 1.25 m
28282000

FLOW DIAGRAMS



Overhead shower 300/300 2jet
with shower arm
35318000

- ① PowderRain
- ② Intense PowderRain



Baton hand shower 2jet
28532000

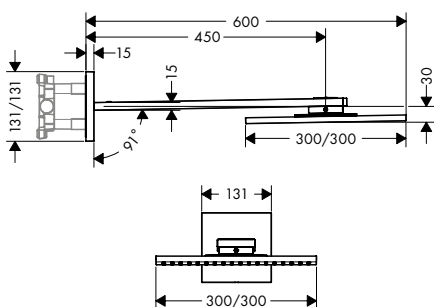
- ① Rain
- ② Mono

Function guaranteed starting at •. Consumption data is measured in practical use with the respective mixer/valve for concealed installation.

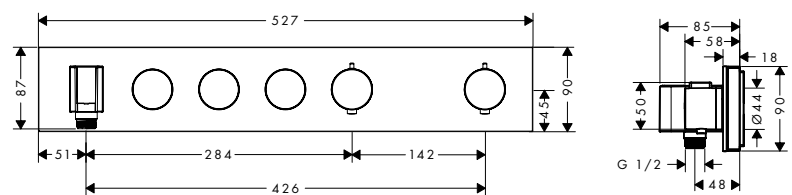


DIMENSION DRAWINGS

Overhead shower 300/300 2jet with shower arm



Thermostatic module Select 530/90 for concealed installation for 3 functions



PLANNING EXAMPLE: AXOR ONE THERMOSTATIC MODULE FOR CONCEALED INSTALLATION FOR 3 FUNCTIONS WITH AXOR OVERHEAD SHOWER 250 2JET WITH CEILING CONNECTION

This shower constellation consists of overhead and hand showers, each with two jets. Control is easy with the three large paddles of the AXOR One control element. The AXOR One thermostatic module offers simple control and integrated temperature and water flow regulation in one rotary knob as well as control of the various functions, all in one element.

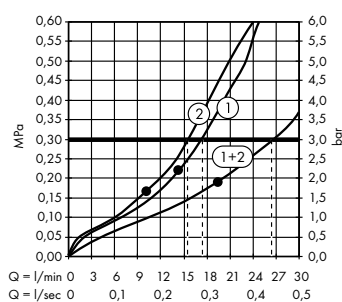
- / All-in-one: Control of all functions with a central thermostat module
- / Hand shower with two spray modes; switching is easy at the touch of a button

210

PRODUCTS

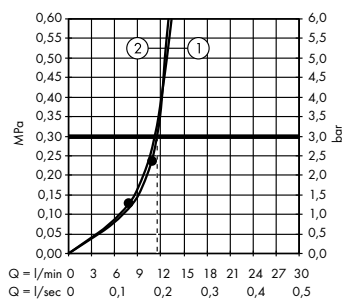
- Overhead shower 250 2jet with ceiling connection
35297000
- Basic set
26434180
- Thermostatic module for concealed installation for 3 functions
45713000
- Basic set
45710180
- Hand shower 2jet
45720000
- Porter unit
45723000
- Metal effect shower hose 1.25 m
28282000

FLOW DIAGRAMS



Overhead shower 250 2jet with ceiling connection
35297000

- ① PowderRain
- ② Intense PowderRain



Hand shower 2jet
45720000

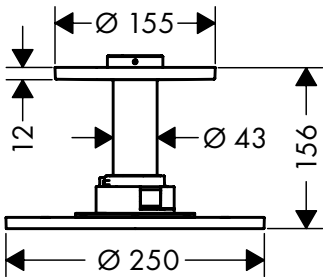
- ① Rain
- ② RainFlow

Function guaranteed starting at •. Consumption data is measured in practical use with the respective mixer/valve for concealed installation.

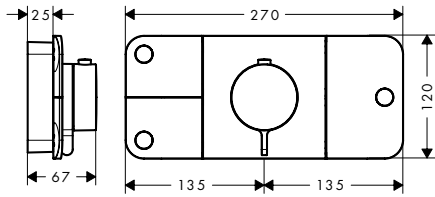


DIMENSION DRAWINGS

Overhead shower 250 2jet with ceiling connection



Thermostatic module for concealed installation for 3 functions



PLANNING EXAMPLE: AXOR SHOWERSELECT THERMOSTATIC MIXER FOR 1 FUNCTION WITH AXOR CITTERIO E SHOWER SET

Well above the standard for concealed installations, the iBox universal is the perfect basic set for AXOR ShowerSelect products and offers maximum flexibility in bathroom planning. In combination with the AXOR ShowerSelect thermostatic mixer and the AXOR Citterio E shower set, it creates a shower solution that captivates users with its clean design and high technical precision.

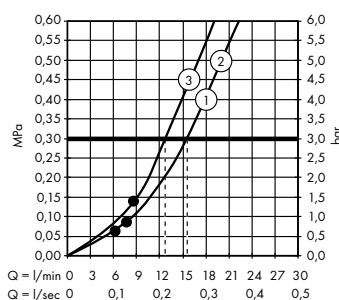
- / Universal application of the iBox as a basic set
- / The iBox universal is suitable for use in private and public spaces and meets common standards worldwide
- / Simple overall look: The technology disappears *elegantly* into the wall
- / With preinstallation, there is more time available to select the fittings
- / Space-saving solution for greater freedom of movement when showering
- / Replace fittings during renovation without problems
- / Simple, quick installation
- / Safe and secure: a concealed installation solution proven over 18 years of use

212

PRODUCTS

Shower set 0.90 m with hand shower 120 3jet
 # 36735000
 Thermostat for concealed installation
 softcube for 1 function
 # 36705000
 Basic set iBox universal
 # 01700180
 Wall outlet round
 # 27451000

FLOW DIAGRAMS



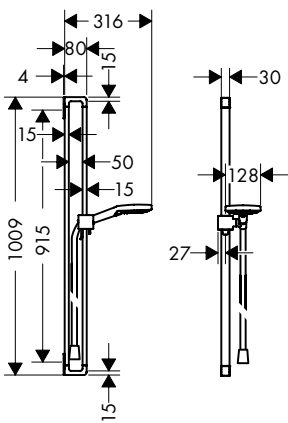
Shower set 0.90 m
 with hand shower 120 3jet
 # 36735000

- ① Rain
- ② RainAir
- ③ WhirlAir

Function guaranteed starting at •. Consumption data is measured in practical use with the respective mixer/valve for concealed installation.

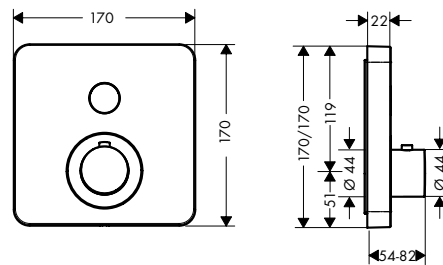


DIMENSION DRAWINGS



Shower set 0.90 m
with hand shower 120 3jet

Thermostat for concealed installation softcube for 1 function



THE CHECKLIST: WE'VE THOUGHT OF EVERYTHING

Be perfectly prepared as you start your planning and consultation conversation with your customer. The checklist helps you to address all of the important points. From room design to the water experience, water consumption and accessories to installation and technology.

1 BATHROOM DESIGN

- | | | |
|------------------------------------|--------------------------------------|---|
| / Bathroom type | <input type="checkbox"/> New | <input type="checkbox"/> Renovation
construction |
| / Bathroom size | _____ | |
| / Style | <input type="checkbox"/> Avant-garde | <input type="checkbox"/> Modern |
| | <input type="checkbox"/> Classic | |
| / Material(s) used in the bathroom | _____ | |
| / Color concept for the bathroom | _____ | |
| / Shower size | _____ | |

214

2 SHOWER PLANNING

- | | | |
|--|----------------------------------|--------------------------------------|
| / Shower form | <input type="checkbox"/> Tiled | <input type="checkbox"/> Shower tray |
| / Drain | <input type="checkbox"/> Channel | <input type="checkbox"/> Trap |
| / What is the ratio of tile to joint compound if walls are tiled? | _____ | |
| / Are the protected zones for electronic installations taken into account? (DIN VDE 0100 Part 701) | <input type="checkbox"/> Yes | <input type="checkbox"/> No |
| / Is ceiling height sufficient?
(e.g., for overhead showers, shower pipes) | <input type="checkbox"/> Yes | <input type="checkbox"/> No |

/ Placement of towel rack within reach?

Yes No

/ Accessories necessary in the shower?

Yes No

/ If yes: Which products?

Shelves

(e.g., for shampoo and shower gel)

Towel rack

3 WATER AND CONTROL COMFORT

/ Is a shower pipe/shower column desired and can it be used?

Yes No

/ Is an overhead shower desired and can it be used?

Yes No

/ If yes: Which type of installation is desired for the overhead shower?

Ceiling connection

Wall connection

Integrated in the ceiling

/ Which form of overhead shower is desired?

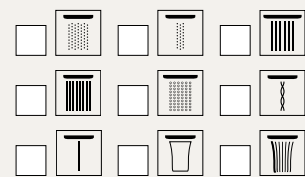
Round Angular

Softcube

/ How many spray modes are desired with the overhead shower?

1 2 3 4

/ Which spray modes are desired with the overhead shower?



/ Is a hand shower desired?

Yes No

/ If yes: How should the hand shower be attached?

Wall rod with integrated shower holder

Single shower holder

Porter unit

/ How many spray modes are desired with the hand shower?

1 2 3

/ Is saving water important? Yes No
 If yes: Use EcoSmart products.

/ Which type of installation is desired for the control element? (e.g., thermostats, shut-off valves) Exposed Concealed Exposed/concealed

/ Which control concept is desired? By pressing Select buttons By rotating

/ Should it be possible to reach mixer/set water conditions without getting in contact with water? Yes No

4 PRODUCT MODIFICATION

216

/ Is an AXOR FinishPlus surface desired for the products? Yes No

/ If yes: Which surface finish is desired?

/ Are customized product modifications by AXOR Signature service required or desired? Yes No

Personalized inscriptions

Length modifications for products (e.g., shortening/lengthening)

Handle modifications

Integration of structures

Use of special materials such as wood or marble

/ Other requests or ideas:

5 INSTALLATION PLANNING

- / Is the required water pressure sufficient for the planned users? Yes No


- / Are the pipes the right size(s)?
(inflow/outflow) Yes No

- / Is enough hot water available for the product? Yes No

- / Are the products suitable for use with a flow heater? Yes No

- / Can the handles be retrofitted?
(Sturdy substructure?) Yes No

6 NOTES



INSPIRATION

AT HOME IN LUXURIOUS
BATHROOMS ALL OVER
THE WORLD.

In demand worldwide, AXOR faucets and showers can be found in the most prestigious hotels and restaurants and most *luxurious* apartments, houses and villas. What unites these places is the exceedingly high standard they set for *design*, quality, customization and sustainability.





BVLGARI RESORT, DUBAI

COSMOPOLITAN LUXURY MEETS MEDITERRANEAN STYLE

A Mediterranean-inspired urban oasis, the Bvlgari Resort Dubai sprawls across 160,000 square meters of Jumeira Bay, the ultra-exclusive seahorse-shaped island adjoining Dubai's mainland by bridge. Renowned architecture firm Antonio Citterio Patricia Viel has overseen every detail of the resort's design, including 173 sea-facing apartments, 15 private mansions, 101 rooms and suites, 20 hotel villas, a 1,700 square-meter spa, and a 50-berth marina with yacht club. For all bathrooms, the architects chose AXOR Citterio.




© Bvlgari Resort and Spa

220



A MEDITERRANEAN-INSPIRED OASIS ON THE ARABIAN GULF, THE BVLGARI RESORT DUBAI IS THE PERFECT EXPRESSION OF RELAXED ELEGANCE AND COSMOPOLITAN LUXURY.



Architects: Antonio Citterio Patricia Viel and Partners
Collection: AXOR Citterio
Surface finish: Chrome

LA ROSINA, ITALY

RUSTIC CHARM MEETS CONTEMPORARY LUXURY IN THE VENETO



Nestled in the foothills of Marostica, one of Northern Italy's best-preserved medieval towns, La Rosina inspires its guests through loving hospitality, tranquil **ambience** and delicious cuisine. The Upper Castle of Marostica and lush San Floriano valley serve as the backdrop for this century-old residence, which has become as much a part of the region as its surroundings. Italo-brazilian architect Ricardo Lunardon has succeeded in updating the rooms without sacrificing the hotel's charm. To bring modern **elegance** to the bathrooms, he chose AXOR products.

"A MIX OF CONTEMPORARY AND TRADITION, LA ROSINA WELCOMES ITS GUESTS INTO A SOPHISTICATED WORLD OF NATURAL BEAUTY AND RUSTIC CHARM. THE CHOICE OF AXOR IN THE BATHROOMS REFLECTS THIS COMMITMENT TO ELEGANT HOSPITALITY."

Ricardo Lunardon, architect of the La Rosina



221

© La Rosina Ristorante & Hotel



Architect: Ricardo Lunardon
Collections: AXOR Starck, AXOR Showers
Surface finish: Chrome

THE TOWER YOKOHAMA KITINAKA, JAPAN

A LUXURIOUS LANDMARK WITH AXOR IN BATHROOMS



Yokohama has a striking new landmark. Nearly completed, The Tower Yokohama Kitanaka is a significant addition to the skyline of one of Japan's largest cities. Rising almost 200 meters above street level, the 58-story super high-rise mixed-use tower is the city's tallest and largest-scale condominium residence ever. The project enhances urban development by catering to international needs. Amidst such cosmopolitan flair, it's no surprise to find a harmonious mix of AXOR products, including pieces from the AXOR Massaud and AXOR Citterio E collections, in the bathrooms.

222



THE TOWER YOKOHAMA KITANAKA
COMBINES AN EXCEPTIONAL
LOCATION WITH TOP-QUALITY
DESIGN AND A GLOBAL OUTLOOK.
AXOR PRODUCTS FIT PERFECTLY
WITH THIS VISION.



Project Participants: Mitsui Fudosan Residential Co., Ltd., Marubeni Corporation
Architects: KAJIMA DESIGN, Panasonic Construction Engineering Co., Ltd.
Interior Designer: NAOKO HORII DESIGN Concepts
Collections: AXOR Massaud, AXOR Citterio E
Surface finishes: Chrome, Polished Black Chrome

TORRE SOLEA, ITALY

A CONTEMPORARY VISION OF URBAN LIVING

Residenze Porta Nuova is a dramatic new addition to the skyline of Milan. One of the most innovative districts in Europe, this 290,000sqm urban area blends architectural tradition with contemporary design and a deep commitment to sustainability. At the heart of the development are three high-rise apartment buildings, Aria, Solea (pictured here) and the soaring Solaria, which, at 143 meters, is the tallest residential structure in the city. All three buildings offer views stretching from the Milan Cathedral to the Alps. All three boast luxurious lobbies and common spaces, 24-hour concierge service, and interiors characterized by the highest-quality materials and finishings. And all three feature AXOR in the bathrooms.



© Kuhnle & Knödler

RESIDENZE PORTA NUOVA ARE
PRESTIGIOUS APARTMENTS THAT
REPRESENT MILANESE STYLE
AND CREATIVITY, BUT ALSO
THE CITY'S INTERNATIONAL
OUTLOOK AND IMPORTANCE.

Architects: Caputo Partnership mit Antonio Citterio Patricia Viel and Partners und weitere
Interior designer: Dolce Vita Homes
Collections: AXOR Citterio M, AXOR Starck, AXOR Montreux
Surface finish: Chrome

DE GULDE SCHOEN

COMING HOME IN LUXURY



"WE MAKE SURE OUR GUESTS FEEL AT HOME. THAT INCLUDES HAVING A LUXURIOUS AND REJUVENATING BATHROOM EXPERIENCE WITH HIGH-QUALITY AXOR PRODUCTS."

Family Dembélé

Flanders' most dynamic design hotel, the Suite Hotel Gulde Schoen, can be found in the heart of Antwerp, in one of the city's oldest buildings, constructed in 1493. An historic building with a name that refers to a golden shoe could not find more appropriate owners than star footballer Moussa Dembélé, his mother Tilly and his sister Assita. The trio gave the building an extensive renovation, transforming it into a high-end suite hotel. Today's visitors will be seduced by an elegant but subtle blend of old and new, noticeable from the inner courtyard to the cloistered arcades to the stone-sculpted frieze framing the gilded entrance. For bathrooms in keeping with De Gulde Schoen's atmosphere of urbane sophistication, the hoteliers opted for AXOR Citterio E in the finishes chrome and Brushed Brass at the washbasin, bath and shower.

224



© Gulde Schoen

Collections: AXOR Citterio E, AXOR ShowerSelect, AXOR Accessories

Surface finishes: Chrome, Brushed Brass

THE RETREAT AT BLUE LAGOON, ICELAND

WATER MEETS WELLNESS IN A ONE-OF-A-KIND DESTINATION



At the Retreat at Blue Lagoon Iceland, earth, water and design come together as never before. An 800-year-old lava vein runs through the heart of the complex, and the rock's unique qualities are everywhere incorporated into the architecture. But the real star is the water. Created in a tectonic realm of searing heat and immense pressure, the mineral-rich water of the Blue Lagoon is fabled for its healing properties and otherworldly beauty. This water completely surrounds the Retreat's 62-suite luxury hotel, to stunning effect. And the special relationship with water continues indoors, where bathrooms are equipped with AXOR Starck and AXOR Showers products in Chrome and Brushed Black Chrome.

225



© Blue Lagoon Iceland

"THE RETREAT IS BUILT INTO AN 800-YEAR-OLD LAVA FLOW AND WE WANTED THE DESIGN TO CELEBRATE THAT. THE FIREPLACES ARE MADE OF LAVA ROCK, AS ARE THE TABLES. WE SELECTED CUSTOM FAUCETS BY AXOR TO FIT THE OVERALL MOOD WE WISHED TO CREATE."

Sigurður Thorsteinsson, Chief Design Officer, Design Group Italia

Collections: AXOR Starck, AXOR Showers
Surface finishes: Chrome, Brushed Black Chrome

25HOURS HOTEL TERMINUS NORD, PARIS

A COSMOPOLITAN APPROACH TO HOSPITALITY

The 25Hours Hotel Terminus Nord is a love letter to cosmopolitanism. Situated beside Europe's busiest train station, the hotel reflects its urban setting even as it offers a retreat from it. The reception desk is reminiscent of a French kiosk. The restaurant serves a modern Mediterranean-Israeli cuisine. The cocktail bar, Sape, is inspired by the *extravagant fashions* of Congolese dandies known as Sapeurs. And the interiors showcase provocative wall murals with Asian and African influences. Within this contemporary nexus of *culture*, AXOR Citterio E in Brushed Bronze is a natural fit.

"25HOURS TAKES A
COSMOPOLITAN APPROACH
TO GOOD QUALITY. A RICH MIX
OF CULTURAL INFLUENCES IS
COMBINED WITH THE HIGHEST
QUALITY FURNISHINGS, WHICH
IS WHY WE CHOSE AXOR
FOR THE BATHROOMS."

Henning Weiß, Chief Product Officer



© Steve Herud

Collection: AXOR Citterio E
Surface finish: Brushed Bronze

KAPAMA SOUTHERN CAMP, SOUTH AFRICA

NATURE-INSPIRED LUXURY IN THE SAVANNAH

Spanning 13,000 hectares of pristine South African bush, the Kapama Private Game Reserve provides a sanctuary to some of the world's most beautiful, fascinating and endangered animals. For the humans fortunate enough to visit them, the five-star Kapama Southern Camp provides the perfect base. The camp's *luxurious* suites are inspired by nature, so it comes as no surprise to find AXOR Starck Organic in the bathrooms.



Interior Designers: Gigi's Design House 227
Collections: AXOR Starck Organic
Surface finish: Chrome

"THE SOUTHERN CAMP LODGE AT THE KAPAMA PRIVATE GAME RESERVE HELPS PEOPLE TO RE-ESTABLISH THEIR CONNECTION WITH NATURE. THE ENVIRONMENTALLY-CONSCIOUS AXOR STARCK ORGANIC COLLECTION CONTRIBUTES MEANINGFULLY TO THIS UNIQUE EXPERIENCE."

Nicole Walker, Hotel Brand Manager

© Kapama Private Game Reserve



CHÂTEAU DE MONTCAUD, FRANCE


CELEBRATING THE PAST WITH A
CONTEMPORARY RENOVATION

The Château de Montcaud in Provence is a place of tranquility, style and exceptional cuisine. Constructed by a wealthy silk trader in 1848, the property has been lovingly restored according to a philosophy its current owner describes as *le luxe de la simplicité*, the luxury of simplicity. Five hectares of immaculate gardens and verdant parkland, returned to their original design from 1892, surround the main building. Inside, polished parquet floors, stuccoed ceilings and silk panels over the headboards attest to the chateau's rich heritage. The sumptuous décor is met with modern function and comfort, making Château de Montcaud a perfect setting for the AXOR Montreux collection.

228

"WHEN WE TOOK OVER THE CHATEAU,
WE SAW A CHANCE NOT ONLY TO
RESTORE BUT TO UPDATE THE BUILDING.
CONTEMPORARY YET AUTHENTIC, AXOR
MONTREUX FIT PERFECTLY WITH OUR PLAN."

Rolf Bertschi, managing director at Château de Montcaud



Project participants: Iria Dege, Sophie Petit
Collections: AXOR Montreux
Surface finish: Chrome

BEYOND BY GEISEL, GERMANY

AN INNOVATIVE LUXURY RESIDENCE IN MUNICH



“BEYOND BY GEISEL COMBINES PERSONALITY AND EXCLUSIVITY. AXOR OFFERS A LEVEL OF CUSTOMIZATION AND LUXURIOUS ATTENTION TO DETAIL THAT SUPPORTS THIS IDEA.”

Robert Schröder, Resident Manager, BEYOND by Geisel



BEYOND by Geisel takes a fresh approach to hospitality. The residence’s 19 lavishly furnished guest rooms center around a communal kitchen, lounge and wine room, all available 24 hours a day. Visitors can rent the entire space, engage the services of the in-house personal chef and entertain handpicked company as they please. While the relationship between guest and host may be fluid, BEYOND by Geisel adheres to the highest standards of luxury throughout, from the amenities on offer to the knowledgeable concierge to the customized AXOR Urquiola faucets in Brushed Bronze for the bathroom.

229

Collections: AXOR Urquiola
Surface finish: Brushed Bronze



© Marc Oeder

TEN THOUSAND, USA

TAKING LUXURY TO NEW HEIGHTS




“TEN THOUSAND IS ABOUT DELIVERING UNRIVALED LUXURY AND QUALITY AT EVERY LEVEL, FROM THE DESIGN OF THE 40-STORY TOWER RIGHT DOWN TO THE SELECTION OF AXOR CITTERIO FIXTURES FOR THE BATHROOM.”

Jennifer Monir of Crescent Heights, developer of Ten Thousand

Robot butlers, private chauffeurs, tennis courts, a screening room, a lap pool, a lounge pool, and a staff of 80 to provide hospitality-style services. These are just some of the amenities and features that Ten Thousand, a glass-sheathed 40-story luxury tower in the heart of Los Angeles, offers its residents. Inspired by the work of early LA modernists, the building’s architecture blurs the distinction between in- and outdoors, so it’s no surprise to find the bathrooms – which are equipped with AXOR Uno and AXOR Citterio products –bathed in California sunlight.

230



Developer: Crescent Heights
Collections: AXOR Citterio,
AXOR Uno
Surface finish: Chrome

BANYAN TREE ANJI, CHINA

A MEDITATION ON LUXURY



THE ARCHITECTURE OF THE BANYAN TREE ANJI REFLECTS LOCAL CULTURAL FEATURES AND THE SURROUNDING LANDSCAPE. AXOR CITTERIO ADDS TO THIS THOUGHTFUL STYLE THROUGH ITS ELEGANT, ELEMENTAL SHAPES.

It is only an hour's drive from the teeming metropolis of Hangzhou, yet the Banyan Tree Anji is worlds away. Surrounded by bamboo forests, tranquil lakes and gentle valleys, this exclusive eco-resort exudes the calm and seclusion of a monastery—albeit a very *luxurious* one. The property includes a golf course, an equestrian club and a spa. With its unique blend of *contemporary* décor and Buddhist tradition, the Banyan Tree Anji offers visitors a holistic space in which to retreat from the hectic pace of daily life. No wonder the bathrooms feature products from the AXOR Citterio collection.

231



© Banyan Tree

Project participants: Greentown

Collection: AXOR Citterio

Surface finish: Chrome

Philippe Starck



Antonio Citterio



Jean-Marie Massaud



Patricia Urquiola



Nendo



Barber & Osgerby



PHOENIX until 2018



PHOENIX from 2019



Front



PHILIPPE STARCK // Perhaps the best-known of contemporary designers, he has a vision for a better world. A free spirit, he is renowned not only for the depth of his talent but for his breadth. From speakers to chandeliers, motorcycles to mega-yachts, he seems to have done it all. His everyday objects are, in their way, no less spectacular than his fabulous interiors. The hotels he has designed have attained a cult-like status.

ANTONIO CITTERIO // Few have had a greater influence on contemporary Italian design than he. His personal artistic touches reflect his fascination with timeless shapes and the highest quality materials. From silverware to lighting, chairs to company headquarters, his understated style is always in the service of both functionality and beauty.

JEAN-MARIE MASSAUD // His organic designs are world-famous, from a volcano-inspired soccer stadium in Mexico to a "Manned Cloud" airship concept for France's ONERA aerospace lab to award-winning objects for everyday life. His work continually seeks to renew its subject through a thoughtful reconsideration of the stakes and an instinctive quest for elegance and lightness.

PATRICIA URQUIOLA // Her personal, experimental touches are unmistakable. She skillfully cultivates the eclectic with her creative combinations of styles, patterns and materials. Her studio in Milan brings a fresh interpretation to modern design, with feminine accents and surprising elements.

233

NENDO // Though the creations of Oki Sato may break away from familiar perspectives, they are always intuitively clear. Translated, the name of his office is "modeling clay". Just as the name would imply, he generates his designs in a playful manner. His approach has placed him at the top of the international design scene.

BARBER & OSGERBY // This award-winning British design duo embodies the philosophy of interaction design. Their focus on how users interact with a work has resulted in large-scale public commissions, including the 2012 Olympic torch and the design of the two-pound coin for Great Britain's Royal Mint. Both works are characterized by significant haptic detail.

PHOENIX // A leading international firm for product and interaction design. Driven by the desire to create smart, sensible, substantial brand experiences that touch people. Internationally honored with over 700 design awards. For office chairs, service robots, smartphones and of course, bathroom design, a field in which they are known as pioneers.

FRONT // Anna Lindgren and Sofia Lagerkvist play with visual effects. Inspired by fashion, film and science, they impart a kind of magic to each of their objects. Their work is often an expression of their ironic way of looking at things and typically conveys the pleasure of surprise.

P R E F A C E

Modern bathrooms are more than a simple summary of planning and installation of tabs, showers and matching piping systems. Today, the room – which was for a long time a purely functional wet cell and neglected in terms of design – became a place of wellbeing, relaxation and regeneration. Besides the upgrade in both functional and product aspects, the bathroom developed over the last years more and more into a reflection of individual (composition) requests and (design) preferences. Along with this development, sales persons and planners are confronted with new demands. They need to advise discerning customers not only in terms of the right product choice but also in regards to the aesthetic impact of a bathroom.

This design lexicon serves both consultants and enthusiasts as a reference guide for design. However, it is not a claim to completeness – but as a competent basis for a professional dialogue it explains the different expressions in the areas of architecture, design and of the different AXOR collections.

A C C E S S O R I E S

Borrowed from the French and used mostly in the plural, this collective term describes additional/ decorative and/or functional equipment (from French “accessoires”). “Accessory” actually describes a not-necessary-but-adapted-to-the-fashion style, arrangement or image composition additional by-product. Accessories are used primarily in fashion design to set accents that are highly trend-dependent. In interior design, accessories such as textiles, decorative items, pictures, candles, vases and, in the bathroom, additional functional (soap) dishes, towels, mirrors or purely decorative design elements for the wall are used to achieve consistency of a design concept or look (compare: AXOR Accessories).

A E S T H E T I C S / A E S T H E T I C

Aesthetics is the theory of the sensual perception (from Greek “aesthesis” = perception). Therefore, it doesn't mean beautiful by itself, but the doctrine of regularity and basics of the beautiful (harmony), as can be perceived in nature or art. Additionally, it analyzes whether the aesthetic features can be seen as objectively given or if beauty is in the eye of the beholder. This approach focuses less on personal taste than on the generally human or generally societal perception of what is considered as beautifully (compare: Golden Ratio).

In everyday speech, the term is often used as a synonym for beautiful, balanced, tasteful, appealing. In the true sense of the word, however, “aesthetic” describes all the characteristics which we experience with our senses and which determine how we perceive our environment and objects – particularly whether we perceive them as beautiful or ugly. Balanced proportions, regular or layered forms and harmonious

color combinations are often considered particularly aesthetic, beautiful and pleasant. How we perceive beauty may be partly rooted in biology, but it is also acquired culturally and sociologically (as defined by our personal environment). The same number of factors determine whether we perceive a design as being aesthetic or aesthetically convincing or not. In some cultures, clean and harmoniously proportioned shapes are considered beautiful while in other cultures however beauty means rich ornamentation.

A M B I E N C E

The term *ambience* (from Latin “ambio” = surrounded or enclosed) means “surrounding environment” or “setting” in the sense of a special atmosphere exuded by a *decór*, a space or a piece of art.

In interior design, *ambience* is achieved through a targeted aesthetic presentation and stands for the atmosphere created by a space.

A M O R P H O U S

This term could be described as the opposite of design, as it means “unformed, unshaped, somewhere between solid and liquid, intangible” (from Greek “ámorphos” = shapeless).

Amorphous structures are fluid and not reminiscent of any solid, geometric or linear shapes. They can be organic in appearance, as, for example, when a piece of furniture is designed with an unconventional shape.

A R C H E T Y P E

The term “archetype” comes originally from psychology or philosophy and – referring to psychologist C. G. Jung – indicates the primal image of being or original images, which are the compositions of

(pre) human fundamental experiences and, all in all, represent the basis of the personality structure. An archetype (from Greek "arche" = beginning, and "typos" = imprint; meaning original model, mold) can be a shape that is embedded in our cultural memory and which is an example of or a symbol for a specific function. For many of us, a house still has a rectangular ground plan and a gabled roof, even though a variety of other house types exist today. Philippe Starck employed a bucket of water as an archetype. The water pump served him as an original model for the faucets of the AXOR Starck Collection.

In product design, archetypes are forms that establish or embody a new product class. For example, cross handles represent the handles of a faucet (compare: AXOR Montreux), the Porsche 911 represents the sports car, Mart Stam's "S34" steel-tube chair (1926) represents the cantilever chair, etc.

ARCHITECTURE / ARCHITECTONICS / ARCHITECTONIC

Architecture (from Greek "arché" = beginning, origin, base, the first, and "téchne" = art, handcraft) describes the crafted occupation and aesthetic examination of humans with the built space. Architecture is one of the oldest art forms of human civilization. Today, the lines between functional buildings and architecture are blurred: Department stores, concert halls, churches and apartments are regarded equally worthy of the design process.

The connection between architecture and geometry is as old as architecture itself. The concept of architecture as both shell and constructive framework, and the idea of axuality (alignment with the axes), find their source in Roman antiquity. These principles have been continually refined and are today expressed through modern construction materials such as steel framing, concrete, glass etc. Space is designed in terms of dimension, proportion, form and composition.

The term "architectural" covers anything that creates a space and cannot be dissociated from it – both in terms of construction and design. In product design, architectural composition is based mostly on geometric (basic) shapes. Straight, non-expressive, purist forms, without superfluous elements and avoiding all unnecessary technical-appearing style, is perceived as architectural. These objects appear as architectural, structural elements that are weight-bearing, functional and adjusted to the room. Such objects are often connected to the wall or the floor and/or provide structure to the room. They usually are not decorative but simply draw attention to the essentials (compare: AXOR Edge).

The term "architectonics" is often used synonymously but can describe – to differentiate it from "architecture" – a structure, order or system. It may be used in regards to not only to the art of building but also to the human body or even to a poem.

ART DÉCORATIFS / ART DÉCO

Art Déco (from French, short for "arts décoratifs") is a style description of a French and international way of design from the 1920's to the 1940's which had an impact on creative work such as architecture, furniture, vehicles, fashion, jewelry and commodities. Also, paintings and illustrations were created in Art Déco design, which is in direct succession from Jugendstil and adopted most design features of this era. In general, Art Déco is a completely contrary movement to Jugendstil. Influence from the Bauhaus, Cubism and style elements of foreign cultures shaped the Art Déco style. Characterizing for those style objects are the creative elements and an abstract decor, which was handled by the finest, latest or exotic materials such as ebony, brass and ivory.

In interior design, Art Déco is characterized by the application of exclusive, reflecting materials and by using primarily geometrical contrasts of bright and dark. This results in a glamorous design. The most important representative was the French architect, painter, illustrator, designer and decorator Henri Rapin (1873-1939). He created numerous styles for furniture, lamps and porcelain. He was a member of the society of artists called Société des Artistes Décorateurs and a driving force, organizing the groundbreaking exposition of decorative arts (Arts Décoratifs et Industriels Moderns) that took place in Paris in 1925. Famous buildings of Art Déco era are the Berlin Renaissance Theater, the National Basilica of Holy Heart (Nationalbasilika des Heiligen Herzens) in Brussels and the Chrysler Building in New York.

ASYMMETRY / ASYMMETRIC

"Asymmetry" describes the missing of symmetry or an inequality. It is only used in those areas when there is also a symmetry (symmetry/symmetric).

The adjective describes the non-symmetrical or unequally balanced elements in a composition. This manifests itself in an optical or even a structural imbalance in constructed objects or products. Some artists intentionally choose an asymmetric composition to create tension (compare: AXOR Urquiola). In deconstructionism, asymmetrical constructions are aimed at confusing the beholders' sense of balance and their perception of harmony by using technical illusions.

AUTHENTICITY / AUTHENTIC

"Authenticity" (from Greek "authentikós" = genuineness, reliability, credibility) means originality. An authentic object is always an original or a product identical to the original (as in serial production). In the figurative sense, a form or an attitude can be described as authentic (as opposed to cursory, superficial, ostensible) even though it might not characterize the original, as long as it carries its original quality and its true identity. Content can be considered as authentic when both aspects of perception – the instant semblance and the actual existence – are found to be in accordance.

A form or a re-design is considered authentic when it is used or designed in the sense of the original (compare: AXOR Montreux).

AVANT-GARDE / AVANT-GARDIST

In the broadest sense, avant-garde (from French: "l'avant-garde" = front guard) assigns a leading or pioneering role. Avant-gardists are people who start new, pathbreaking developments. In contrast to a trendsetter, who starts only short-term styles, changes started by avant-gardists have a more basic and long-term effect. The term "avant-gardist" therefore doesn't describe one particular style, but rather an artistic or intellectual attitude

With respect to art history, the term "avant-garde" describes artists whose ideas and works are ahead of their time. In the history of visual art, stands for a new art movement of the (early) 20th century. The term is closely connected to modernity.

The original aim of all avant-gardist movements (mostly elitist, perceiving themselves as forerunners) was always a change in society. Most avant-gardist movements in art emerged at the beginning of the 20th century from artists' communities sharing an idealistic belief in progress – such as Italian futurism, Russian constructivism, De Stijl (Holland) or German Bauhaus. All such movements reject the prevailing aesthetic norms of their time.

Today, "avant-gardist" generally means a demonstratively modern artistic expression aimed to provoke and consequently to promote a new aesthetic or social ideal. Even if this ideal can't be realized, avant-gardist movements often have a significant influence on prevailing trends in fashion, art and design of their time.

AXOR FINISHPLUS

AXOR term for (color) finishes. AXOR FinishPlus finishes are characterized by their exceptional brilliance, high durability and exclusiveness. Customers

can choose from a large variety of standardized finishes such as Brushed Redgold, Polished Black Chrome or Polished Gold Optic. Therefore, AXOR FinishPlus finishes contribute significantly to the possibilities for personalization of the bathroom (compare: Individualization).

The finishes are particularly resistant and much harder than a galvanized fixture. They also have an excellent color brilliance since they receive through the Physical Vapor Deposition (PVD) process an additional metal layer.

AXOR SIGNATURE

A service from AXOR that realizes individual demands such as lengthening, shortening or individual marking/labelling of AXOR mixers, showers and accessories. AXOR Signature plays an important role within the AXOR individualization philosophy since the service turns a bathroom product into a unique piece that fulfills the exclusive aesthetic taste of the customers (with own logo or emblem) or that is adapted to meet requirements that are based on special spatial conditions (longer shower arm for an extra-high ceiling) (compare: Individualization).

BALANCE

"Balance" describes a state of equilibrium and symmetry of a number of elements. In design "balance" is used when two formal messages are evenly balanced – for example, when a material appears solid even when it has a lean outer form, or when organic expressiveness and geometric clarity produce a harmonious overall picture (compare: AXOR Massaud).

BAUHAUS

Bauhaus (from the German "Bau" = construction, architecture and "Haus" = house) is the name for Germany's most famous Modernist school of art, design and architecture. It operated from 1919 in Weimar, then from 1925 to 1932 in a new building in Dessau designed by Walter Gropius, and finally until 1933 in Berlin. Closed down by the National Socialists, the school and its students spread all over the globe, exerting a significant influence on the international world of architecture, art and design. The International Style in architecture (also called "Neues Bauen" = new building) and modern product design are partly rooted in the Bauhaus.

Walter Gropius, founder of the Bauhaus school, envisioned the creation of a contemporary union of art and technology in order to make art accessible to the entire population and to transform it into a mass

movement. To this end, newly developed simple forms and materials suitable for industrial mass production, such as steel pipes, were used. Typical style features of the Bauhaus include simple geometric shapes and the exclusive use of fundamental colors in combination with black, grey and white.

This functionality-oriented design was considered a means of overcoming stylistic differences and optimizing industrial production in favor of affordable products. The new furniture and light buildings were designed to convey a modern approach to life available to the working class. However, Bauhaus functionalism instead became the style of a small, intellectual elite. In addition to Gropius, important representatives of the Bauhaus were Mies van der Rohe, Marcel Breuer and Wilhelm Wagenfeld. The artistic heritage of the Bauhaus and its creative impulses significantly changed art, architecture and industrial design. The reception of Bauhaus modernism continues to the present day, and the term "Bauhaus" is used in product design is synonym with an objective design.

BELLE ÉPOQUE

This is the period of time around the turn of the 19th to the 20th century. It lasted about 30 years generally in Europe and affected especially the life in metropolises such as London, Paris and Vienna. A new cultural life started in cafes, lounges and theatres of the European core countries because of economic and technical progress, which affected also art, fashion, architecture and technology. This new era of freedom was also characterized by optimism and the new possibilities that technical improvements generated. Cabarets served as stages for writers, artists and actors; Parisian bohemians met in night clubs and variety theatres like the famous Chat Noir or Moulin Rouge in Paris. A parallel development took place in fine arts. During the time of Belle Époque, impressionism led to Jugendstil (Art Nouveau) and to Cubism. The most important representatives were Paul Cézanne, Gustav Klimt or Pablo Picasso. In architecture, a separation from historicism occurred; the builders first preferred Jugendstil and then turned over to the New Objectiveness, which started in the early 1920's. The most important representative of Jugendstil in architecture was Paul Möbius. (compare: Jugendstil).

CLASSIC (DESIGN CLASSIC)

The adjective classic describes a design which is typical for its time, but at the same time so perfect and pure that it seems timeless. Classic designs are considered harmonious and complete – regardless of

the associated epoch or art form. Therefore, classic is defined as timeless, in contrast to the circumstantial nature of fashion.

Classic works can be found in music, architecture, fashion, art, design, literature and all other areas. Colloquially, the term classic is used today as a synonym for typical/original. Classics are considered to be perfect in form and pattern formation, making them likely to be imitated. Neither unique in form nor the first of their kind, these imitations can never reach the quality of the original.

In design, a classic is the closest to a formal ideal, the basic idea, even if it is not as functionally perfect as its successors. Ray and Charles Eames's Lounge Chair is considered a modern design classic, while the iPod is presently called a classic. In bathroom design, the 1994 AXOR Starck collection is a design classic – primarily because the faucet, with its joystick handle and minimalistic design, was revolutionary in terms of operation and form.

In visual arts and applied arts as well as in architecture, the Classic Modern Style includes artists and works of the period between the two world wars. The Bauhaus is one of the most important examples of this style.

COLOR CLIMATE

A color climate creates an atmosphere and an emotional mood which can be rendered cool or warm (hence the name). Depending on the dominant color, the color palette, and where the color palette is on the spectrum, a room designed with a specific color climate can be made to appear cool or warm. Warm colors include red, orange and yellow, whereas cool colors include blue, green and violet. The subjective perception of temperature in rooms with a warm or cool color climate can vary by up to seven degrees Celsius.

A color climate aims to convey a distinctive appearance or a specific manifestation of color (for example of a room). In corporate design, a color climate is chosen that can be used for designing publications, signs and public events (exhibitions etc.). A defined color climate is a decisive factor in creating a unified visual appearance.

COMPLEXITY / COMPLEX

Complexity describes the many interconnected parts of a system and their interaction with one other. In design this term (from Latin "complecti" = to clasp, include or summarize) describes a multilayered structure with different associations and a sophisticated pattern of organization. In aesthetics, one of the criteria for judging the quality of a design is how well it combines

organization (uniformity) and complexity (diversity). A complex design is the opposite of a pure and simple design. It demands attention and is not intuitively accessible to the user or observer. However, a well-designed, complex object continually surprises its users or observers. Today, a simple exterior often covers a complex structure made transparent, as with the legendary transparent case of the Apple computer.

CONCEPT / CONCEPTUAL

A concept (from Latin "conceptum" = the combined) is a plan, an idea for a project which can have artistic or creative value, even before its material realization.

A concept advances the idea and incorporates many factors which play a role in the realization, success and the impact on, for example, a new product. The design constitutes the last stage of a concept. The concept is still recognizable in the completed product as the underlying formal and functional idea. In design, the quality of the concept is determined by how long-lasting the design is and how well the product functions.

However, concept design, inspired in the seventies by concept art, concerns intellectual debate about the object, as opposed to its practical value for provoking a reaction from the user. Elements of concept design can be found in Radical Design and Antidesign, employed by Italian groups like Alchimia and Gaetano Pesce and in the New German Design (compare: New Design).

Awards such as the Red Dot Award: Design Concept illustrate how valuable concepts are - even before their realization - evaluating and acknowledging new design concepts, innovations and prototypes believed to be the precursors of tomorrow's important products. AXOR information: With WaterDream, AXOR has established a format through which conceptual potential can be achieved without compromising design creativity (similar to concept cars of the automobile industry). Space, water and humans are the only parameters for the international architects and designers. With no constraints related to market conditions, radical freedom and thinking emerges about product design and bathrooms. Many of the AXOR WaterDreams (established in 2000) turned into visionary products for the bathroom, such as the AXOR Massaud collection, the AXOR shower products designed by Front, or the AXOR LampShower designed by Nendo, which is itself a new interpretation of the interaction between light and water.

CONSERVATIVE

Conservative (from Latin "conservativus") means holding on to conventional or traditional values. In a positive context, conservative means retaining something valuable and established. In a negative sense, the term implies clinging to conventions in a non-progressive or uncritical way.

CONSISTENCY / CONSISTENT

The word consistency (from Latin "con" = together and "sistere" = to stand, fasten) means constancy, cohesion, closeness and balance. It is mostly used to describe the nature of a material, particularly in relation to its structure, pliability and dimensional stability. A material can be stiff, flexible, moldable. It can be rough, elastic or liquid and it can change its consistency, becoming brittle or rigid.

In design the term consistent can also be used either to describe an idea that is logical and free of contradictions, or an appearance which is continuous and coherent. Examples include an all-encompassing approach to room design, consistency of design and meaning or intention, formal logic or a design collection that is particularly harmonious.

CONSISTENT DESIGN

A design is considered consistent when an entire collection/product line or a brand is presented in one continuous style (in the sense of a corporate design). Consistency is very important to achieve a high recognition value, particularly with regard to Corporate Design.

CONSTRUCTIVISM

The term constructivism (from Latin "construere" = to build up, construct, connect) describes a style in the modern era of the first half of the 20th century, noted for being completely abstract.

Constructivism originates from the art philosophy founded by Vladimir Tatlin in Moscow in 1915, which influenced a number of other art movements in modernity such as De Stijl and Bauhaus. Constructivism had the intention to use art for architecture, design, typography, stage setting and fashion and ultimately societal revolution.

These constructivist concepts facilitated the creation of functional aesthetics in art and design. The most important stimuli emerged from art and still influence our idea of modern design today - with simple, geometric shapes and a palette reduced to the fundamental colors, dominated by white, grey and black.

CONTEMPORARY DESIGN

Contemporary design (like contemporary art) can be defined as design that is produced in the present time or that is recognized by contemporaries as important. The term is used mostly in the Anglo-Saxon area. The adjective "contemporary" is mostly used as a synonym for current (compare: Zeitgeist).

CORPORATE IDENTITY

Corporate identity (CI) represents the identity of a company. It is the totality of characteristics with which a company differentiates itself from another. The concept of CI assumes that companies are recognized as social systems or persons and act similarly. It is the task of corporate communication to help the company establish an identity and then convey it. This is achieved through strategic continuity of actions, communication and visual appearance (Corporate Design). The CI comprises the company's philosophy, mission statement, terminology, guidelines for operation, name, logo, corporate language, corporate design and other visual images.

CUBIC / CUBISM

A synonym for cube-shaped. A cube or regular hexahedron (from Greek "hexáedron" = having six faces, or from Latin "cubus" = cube) is a geometric body with six identical sides. It is one of the five platonic bodies (regular polyhedrons). In design, the term cubic is not necessarily used in this strictly mathematical sense, but rather for objects which have an approximate cubic shape (objects which more or less resemble a cuboid), an accentuated geometric appearance, or a cubical, layered shape, etc. (compare: AXOR Edge).

Cubism is a style in art history that descended from the French avant-gardism of the early 20th century. Pablo Picasso and Georges Braque are its famous founders and representatives. Cubism created a new way of thinking in painting and its bibliography is more extensive than any other style of modern art. The influence of cubic artworks on subsequent styles is immeasurable.

CULTURE / CULTURAL

In our society, we use the word cultural (from Latin "cultura" = development, cultivation, processing) to describe institutions and activities such as the theatre, music, visual arts, literature, but also education and research. However, these are only the most visible expressions of a culture, which develops within a community and which is determined by a range of factors like language, politics, law, family structures,

social values, religion and social conventions, education, communication skills, consumer habits, housing and health care, social behavior and responsible attitude towards individuals, society and the environment.

The complex phenomenon of cultural identity within Europe is closely connected with the concept of civilization (as a theoretical counterpoint to the state of nature, instinctive behavior and the abuse of power). This led to a new image of state and society in the context of the Enlightenment in the 18th century.

Culture can also be understood as a concept which works on both a large and a small scale. It is not only individuals who develop their own culture, but also every community – on the basis of familial, societal and religious structures. An individual might express their cultural identity through appearance, bodily care, or style of living. In larger structures, this identity presents itself as a subculture.

In companies, concepts of morality, history, brand-specific standards of quality and sustainability, as well as socially responsible behavior all result in a culture which contributes to the formation of a specific identity (compare: Corporate Identity).

DESIGN

Design has two principal meanings: design in the sense of a process (a drawing, an idea or a creative concept) and design in the sense of an outcome (the appearance of the created object, as well as the international language of larger structures, such as those encountered in interior design and architecture). The word design (from Latin "designare" = to signify) has been introduced into many different languages. Following its emergence in craftwork, design has since flourished in numerous other fields. The most important are product design (e.g. furniture and household objects), industrial design (a term largely applied to the design of industrially manufactured products in contrast to craftwork, but is sometimes used to describe specialized machines for industrial production), interior design (special art), graphic design (means of visual communication such as typography, prints, marketing materials), corporate design (establishment of an homogeneous visual appearance), communication design, packaging design, fashion and textile design, color design, etc.

Design encompasses not only the visual or aesthetic presentation of an object or a communication medium, but also its functionality and construction. The tasks of a designer include product conceptualization, selecting and processing materials and choosing the production technique.

Design influences ergonomics and the usability of everyday equipment and devices, and understanding the emotional component of a design has become crucial in today's world. A well-designed product performs optimally, clearly conveys its function and is a pleasure to use both in the short and the long term.

DIAMOND CUT

Within gemology, cutting is a process which intensifies the shine of a gem by bringing out the optical effects which are already inside the stone. The cut of a diamond decides upon its brilliance. Cutting is part of the 4Cs (Color, Clarity, Cut, Carat) and is the most remarkable of these four criteria. The higher the quality of a cut, the more the stone shines. Only the perfect cut can bring out the unique fire of a diamond.

There are around 1500 types of diamond cuts. The brilliant cut is considered the best-known cut, which is composed of small, polished surfaces. These surfaces, or facet (from French "facette" = bevel; partially polished, flat surface) cuts are used for other gemstones, mirrors and glass, and even to create special forms (compare: AXOR Starck V).

AXOR information: For AXOR Edge, the diamond cut describes the partially refined surface structures of the faucet. To achieve this texturing, a unique 3D structure is milled into the brass block at the handle or the lower part of the faucet. This structure is created using a diamond-tipped tool, the same one used when cutting diamonds. After that, the block is chrome-plated or refined with one of the AXOR FinishPlus finishes. The entire process creates a surface texture that is a special part of the faucet, standing in the Art Décoratifs cultural tradition.

DISCREET

The term (from Latin "decentia" = decency/civility) is a synonym for sensitive or befit. In aesthetics, this term means unobtrusive and restrained, describing the subtlety of a design element or an entire composition, in which no singular element dominates.

DYNAMICS / DYNAMIC

Dynamics (from Greek "dynamiké" = powerful or "dynamis" = power) refers to the movement of bodies under the influence of a force. The term dynamic usually describes the character of a person, an environment or an object and means that someone or something is full of energy, agile and light. It is often used to describe the character of a person, an environment or an object. Dynamic therefore signifies the opposite of static.

However, dynamics can also mean the inner movement of a piece of art, a design object, a building or a room design. A sense of dynamism or movement can be achieved through deliberate nuances, rhythms or organic, sweeping lines.

ECLECTICISM / ECLECTIC

Eclecticism (from Greek "eklektos" = selected) is a design principle which draws upon different objects, styles, materials, elements or philosophies and combines them to create something new.

As an artistic movement and design principle which openly draws upon existing or historic works of art, eclecticism has significantly shaped human creativity for centuries. It also characterizes different periods of European art from historicism onwards. The term eclecticism was used pejoratively in the past, applied to any art that lacked originality. In postmodernism, eclecticism as an art method became important for critical reflection on existing material.

In design, the eclectic principle represents a technique to edit or reinterpret (art) quotations, or to create or reinterpret an original (creative and innovative) formal experience. This way, something new arises from established objects. Often, the result is a combination of references and symbols from the worlds of design and architecture (compare: AXOR Urquiola).

ELEGANCE / ELEGANT

Elegance (from Latin "elegantia" = fine taste or fineness) is associated with a sophisticated, stylish taste which has a distinctive and cultured appearance. People who dress elegantly and furnish their home in an elegant style wish to express a refined, cultivated sense of taste. The elements employed are mostly classical and harmonious, with bold or ornate elements often avoided.

ERGONOMICS / ERGONOMIC

Ergonomic is mostly used as a synonym for anatomically designed or optimal for human use. Ergonomics (from ancient Greek "ergon" = work and "nomos" = rule, law) is concerned with designing a work space that is efficient and gentle on the body. Ergonomic design aims to improve the interaction of man and machine and to create products that are easier to handle and more comfortable to use.

EXTRAVAGANT

The term extravagant means "in an eccentric or exaggerated, overstretched manner purposely different and therefore notable/exceptional". Previously used in a negative sense, extravagant today describes

any creation in product design, architecture or interior design that is exceptional, new and unusual, partly futuristic, often made with the purpose to polarize.

FASHION

Fashion describes a prevailing custom in a specific period that refers to the way of doing things, wearing clothes, or consuming. Fashion changes over time, and it is a snapshot of an era, usually associated with the short-term statement of a period. In comparison, long-lasting expressions of the "Zeitgeist" (compare: Zeitgeist), which survive more than fashion trends, are considered to be classic (compare: Classic).

FORM FOLLOWS FUNCTION

Form follows function is a principle in design and architecture. It means that the shape of an object should be based on its intended use or function. This phrase is part of a famous quotation by the American architect Louis Henry Sullivan (1856–1924), who introduced the first multistory office buildings and department stores in frame construction and is considered one of the founders of modern architecture. In Germany, this design principle was employed consistently for the first time by the Bauhaus school and subsequently came to be associated with functionalist design. This design movement removes embellishment and uses only geometric shapes. Sullivan's integral design principle was, however, ignored. According to this principle every shape, every object and every structural, decorative or typifying architectural element also has a semiotic function – meaning that its appearance is pictorial, descriptive, identifying. AXOR developed this principle further on its own terms with the claim "Form Follows Perfection". AXOR's goal is to finish products in perfection; the development process continues until there's nothing left to be added or removed. Until the product is more than the combination of form and function.

FORMAL EXPRESSION

Formal expression describes the way in which an object or a room achieves a certain expression by means of its formal elements. Rooms and objects express themselves in their arrangement and via metaphorical references – for example a handle in the shape of a leaf. The term formal expression is in line with the idea that individual design elements (basic shapes, lines, colors, etc.) can achieve a certain expression through their arrangement – just like the words in a language. An object can therefore be soft or aggressive, expressive or concentrated, discreet or dominant, minimalist or sculptural.

FROG DESIGN

Frog Design is one of the most well-known international design studios. The company was founded under the name "Esslinger Design" in 1969 by Hartmut Esslinger. Working from Altensteig within the Black Forest, Esslinger worked with with Georg Spreng and Andreas Haug to create the Tri-Bel hand shower, for which Hansgrohe received its first design award in 1974. The studio had its international breakthrough at the beginning of the 1980s, receiving global recognition for its work, particularly the legendary Apple IIc and Apple Macintosh designs. During this decade, the company changed its name to Frog Design and relocated to Silicon Valley. The acronym FROG is an abbreviation for "Federal Republic of Germany". Today, the design studio has offices around the globe. www.frogdesign.com

FUNCTIONALISM

Functionalism is an important movement in 20th century architecture and design (seriously discussed in Germany for the first time with the foundation of the Deutschen Werkbundes in 1907) that emphasizes the technical, functional aspects rather than (aesthetic) form. The former representatives of functionalism believed in technical feasibility, trusted the latest scientific discoveries and held onto the universal conviction that all modern problems could be solved through rationality and logic, a position that significantly characterizes the early 20th century. Architects and furniture designers of functionalism refused to use colors, ornaments and decoration that underlined emotional dynamics. They argued that objects should only serve a special purpose and should dismantle into their component parts, so that their nature as well as their appearance could be understood.

The focus of functionalism is on the usage of a building or an object. The functionalists referred to the well-known, but largely misinterpreted, maxim "form follows function" coined by Louis Henry Sullivan. A typical functionalist design is demonstratively realistic, linear and emotionally neutral. Thus, functionalist buildings and product arrangements are sometimes perceived as rationalistic, even cold. Very often, the search for pure form is in direct conflict with individuality and diversity. Fans of this design will often appreciate the simplicity of functionalist buildings or products.

In architecture, functionalism emigrated from Germany with the Bauhaus artists, evolving under the name International Modernity with its partly emotionless, partly organic designs. In product design, however, functionalism established itself mainly in Germany after

the Second World War, where the term was used to describe modern construction. Many reconstructions are characterized by a formal restraint and functionalist design. In the 1980s the Postmodernism movement set completely new design principles that contrasted functionalism. But in industrial buildings and public buildings and infrastructure, the design principles of functionalism continue to be applied – often due to financial issues.

GOLDEN RATIO

In art and architecture, the Golden Ratio is the ideal ratio among different lengths of an object or a construction to one another. It is considered the epitome of aesthetics and harmony and was used intuitively long before its formula was discovered. It is argued that the Golden Ratio can be found in many works of the Renaissance artists such as Raphael, Leonardo da Vinci and Albrecht Dürer.

The Golden Ratio defines the harmonious partition of an object into a shorter and a longer section in the mathematical ratio of $b:a = c:b$. The ratio of the longer section to the total length is the same as the ratio of the smaller section to the longer one (compare: AXOR Uno).

242

HAPTICS / HAPTIC

Haptics (from Greek "haptikos" = able to touch) is the study of tactile sense. Through touching surfaces and by being touched, living organisms receive various impressions and information. In design, the haptic perception of an object influences our well-being. Our reactions, whether we experience comfort or disgust, a feeling of warmth or coldness, or a sense of ease or irritation, are intuitive and beyond our control. The term goes back to the German psychologist Max Dessoir. He recommended in his publication "Über den Hautsinn" in 1892 to name the study of tactile senses, following terms such as 'acoustics' and 'optics'. The tactile perception of a surface largely determines our emotional relationship to the object, but also our confidence in its ergonomic quality, for example in that of a chair or a musical instrument. Haptic design principles are used in different areas, e.g. in product packaging haptics (form and surface structure), where it is used as an important recognition factor for a brand. A pleasant tactile experience is a decisive product feature, especially for products which are used several times a day (e.g. bathroom faucets).

HARMONY / HARMONIC

Harmony (from Latin/Greek "harmonia"= agreement, concord) is an aesthetic term for the meeting and

coexistence of two or more different but matching parts. These parts complement one another, resulting in a harmonious, balanced appearance. Ideally, all different parts retain their own identity, but join together to form a new unit. In most systems – as in music or color – the individual elements must share a common origin on a deeper level in order to be compatible (such as belonging to the same pitch in music or to the same color category).

HOMOGENEITY / HOMOGENOUS

Homogeneity (from Greek "homos" = same; "genos" = kind; "homogenos" = of the same kind) means consistency of structure or nature between the elements within a system. A homogenous design is harmonious and consistent, a homogenous use of color shows few contrasts, or gradations within one color palette (for example only cool colors or only warm colors, gradations of grey to white etc.).

IMAGE

Image can refer to the picture we have in mind of an object or a person, including both the associations and emotions connected with this picture and its standing in our society. The overall impression is a subjective one and does not mean it is objectively correct. At the same time, this overall impression influences or even controls one's behavior. An image is mostly developed on an emotional level and reflects both positive and negative connotations. Visual appearance is one of the key factors influencing someone's opinion about an object, an idea, or a person's character. In this context, product and communication design plays an important role in the creation and transfer of an image (e.g. of a brand).

INDIVIDUALIZATION

The term (from Latin "individuum" = individual being) has its origins in sociology, and refers to the increased desire in the West for individuals to construct their own identities during early industrialization and modernization. Though the term is used differently in sociology, psychology and economics, at the core it involves freedom of choice. Trend researchers have described individualization as a mega trend, one which affects value systems, consumption patterns and everyday culture.

In the product sector, digital technologies such as 3D-printers, the internet, or programs of configuration create new possibilities for individualization. Websites that allow product configuration for vehicles are absolutely indispensable in this sector. Car buyers

customize their cars online; choosing motors, colors and equipment packages.

Today, product configuration (or customization) has reached nearly every area of everyday life. Food is assorted with different ingredients (My Muesli) and cosmetics are adjusted to the customer's special preferences (My Parfum). Individualization aims to fulfil one's own wishes and desires, allowing them to differ from others and to stand out from the (social) crowd. Interior design individualization - like product design - helps to express unique tastes and exemplifies exclusivity (individuality) (compare: AXOR FinishPlus, AXOR Signiture).

INTERIOR DESIGN

The aim of interior design is the artistic furnishing and decoration of a room. Interior design includes technical and structural aspects, as well as aesthetic, artistic expression. According to the BDIA (Bund Deutscher Innenarchitekten - Association of German Interior Designers), the legally protected professional title "Innenarchitekt" in Germany defines the tasks of an interior designer as follows: "The creative, technical, economical, ecological and social planning of interior spaces and connected to that, the constructional modifications of buildings." Besides the technical aspects, the interior designer creates the sensual perception of a room, which conveys relations and meanings that exceed spatial perception.

The representatives of the Bauhaus school sought to tear down the barrier between architecture and interior design. Today, their vision of architecture, interior design, art and product design as one integral task has become very popular once again.

JUGENDSTIL

Jugendstil was an epoch in art history around the turn of the 20th century. Other names used are Art Nouveau, Modern Style, Modernisme, Stile Liberty or Wiener Secession. The term Jugendstil goes back to the illustrated art magazine Jugend, established at the end of 1895 by Georg Hirth in Munich. Originally a countermovement, Jugendstil was composed of young artists and craftsmen who opposed what they perceived as backward-looking historicism and bland industrialization.

Jugendstil is considered one of the first styles shaped by design more than by art, cultivating the modern concept of design. Believing that art and aesthetics should be available to every human being, the Jugendstil artists sought to integrate art into all aspects of daily life, thereby unifying art and craft.

Today, Jugendstil finds its expression in (furniture) design and architecture, in painting and sculptures and in the creation of jewelry and glass products. Floating lines, floral ornaments, geometric forms and symbolic shapes characterize the look. Nature serves the major source of inspiration and Jugendstil works show many symbols reminiscent of animals (such as lions and owls).

LIFESTYLE

The term lifestyle means individual way of life. In common speech, lifestyle means the cultural form of life of a group of people.

Cultural identities that do not refer to an individual are derived from this term and used in common language. In this context, it is common to speak of an American, a Western, or Eastern lifestyle. It not only represents certain values, but also conveys preferences in fashion, music and other areas. Attitudes towards health, professions, free-time, family and the nature of social relationships are also a part of a lifestyle.

Lifestyle orientation includes the conscious presentation of one's personality (through cultural and fashion elements) and one's preferred style of accommodation. The ideal of any lifestyle, no matter what its specific orientation, is the creation and communication of individuality. The challenge, it seems, is to find a convincing (authentic) balance between individuality and the prevailing "Zeitgeist"/convention.

LUXURY / LUXURIOUS

Luxury (from Latin "luxus" = richness, excess, opulence) means expenditures and activities which exceed the bounds of what is considered standard or essential in a society.

In its positive meaning, luxury is regarded as a desirable situation, in which life is more comfortable for individuals and free from worry. Also, "en vogue" in our society is a luxury which is limited in time and which marks special occasions in life. A clearly negative meaning of luxury, however, is a lifestyle that is superfluous, irresponsible and wasteful.

Yet luxury and norms are not to be understood separately from each other. Luxury can be defined as a deviation from a state culturally defined as normal. Against a background of relative wealth on one side and a decrease in quality of life on the other, luxury is less defined by material wealth and instead by immaterial values: personal time, health care, outdoor experiences, family life, space, self-determination, etc. In current discourse, products and services are considered as luxurious when they show unique selling points, are limited (e.g. Haute Couture), or if they enjoy a collector's item status (such as rare wines).

MINIMALISM / MINIMALIST

Strictly speaking, minimalism isn't a style, but a principle in design which can be used in many different styles. The aesthetic aim in minimalism is a functional and visual result characterized by elegance and a concentrated, controlled use of materials. This is achieved by using only as much material as necessary and by focusing on the core of a project. The motto "less is more" is based on an aesthetic rule used in some Asian cultures, where a strong impression is created through the minimal use of objects, ensuring that superfluous elements do not distract from the central idea.

The adjective minimalist is often used as a synonym for clear, simple and reduced. A typical feature of minimalism in architecture and design is the avoidance of using too many features. Minimalist designs typically feature primitive colors (e.g. red, yellow, green, blue) or geometrically primitive forms (e.g. circle, square, triangle). Small dimensions appear in the context of large surfaces and smooth surfaces are often dominant. In most cases, this arrangement is connected with a cool, rational design and a highly functional character.

In design, the term minimalism is associated with a fundamental, purist trend that consciously broke away from Studio Alchimia and Memphis in the 1980s.

The ideal of minimalism is simplicity. Simplicity means that only a few factors contribute to the creation of a form and that relatively few influences are visible. The most exacting requirements in minimalist design are generated when there is a need to integrate complex components into a simple form in a harmonious, virtually invisible way. Minimalist product design therefore often encloses a complex interior or a complex processing of materials.

The aim is to transform complexity (with regard to technical equipment or difficult structures) into a highly sophisticated and organizational form.

Japanese designer Shiro Kuramata and French architect and designer Philippe Starck are among the most popular representatives of minimalism (compare: AXOR Starck).

MODERN / MODERNITY

In common usage, the term modern means contemporary, up to date, progressive or in accordance with the latest fashion. However, using the term modern as a synonym for fashionable is reductive. Modern refers to the latest developments in society, science and technology.

In design, modern is mostly used in a contemporary context. It is less common to use the term with reference to Classical Modernity (early 20th century).

MODULE / MODULARITY / MODULAR

A module is a component of a larger system.

Modularization (or the modular principle) refers to partitioning of an ensemble. In modular construction, systems are assembled from standardized individual components. In industrial production, modularization increases efficiency and the resulting modular product offers advantages for the users. Some highly sophisticated and common product lines in the automobile or furniture industry are based on modular construction, which makes it possible to customize a collection, or adjust it to changing circumstances (compare: AXOR ShowerCollection).

In architecture, the modular principle offers a lot of advantages - especially in terms of costs and flexibility. Thanks to modern, computer-based production concepts, modular buildings and individualization possibilities or aesthetic designs are no longer considered as insurmountable hurdles.

MONOCHROMIC / MONOCHROME

As an adjective (from ancient Greek "monos" = only und "chroma" = color), monochrome is a synonym for uniformly colored, contrary to polychromic.

Monochromic painting is considered as one-color painting, and the result is a canvas painted with a single color. Often, this style of painting is called tone on tone painting.

MONOLITH / MONOLITHIC

A monolith (from ancient Greek "monólithos" = unified stone or one-stone) is a naturally-shaped or carved block formed from one type of stone.

Boulders (large, single pieces of stone) or overhanging mountain ledges are considered (natural) monoliths, as are island rocks (e.g. Uluru in Australia) or rock towers (e.g. Angels Landing in the USA). Monoliths created by human hands include stone pillars, e.g. The Obelisk of Axum, Ethiopia, and the Stone of the Pregnant Woman, Lebanon. The latter is one of the largest carved monoliths and was originally planned to be in the temple complex of Baalbek.

The adjective monolithic is usually used synonymously for anything consisting in one piece or one block.

In architecture, the term refers to buildings (or parts of buildings) that are built out of one single material (stone or cast concrete). Similarly, underground tanks or water reservoir tanks of a single mold are also called monolithic. In general, objects are described

as monolithic if they consist of a single part (compare: AXOR MyEdition).

MONUMENT / MONUMENTAL

Important/meaningful memorials, buildings or large paintings are called monuments (from Latin "moneo" = to commemorate sb./sth., admonish, call attention to) and often have the purpose of preserving the memory of historically important people or events. These could be burial mounds (Hågahügel, Sweden), giant sculptures (Mount Rushmore, USA), or symbolic buildings (Walhalla, Germany).

One common usage of monumental is as an adjective for anything reminiscent or serving as a monument, made in large dimensions and therefore very impressive.

In architecture, the Neoclassicism of the early 20th century was influenced by the monumental approach to building from antiquity, the Baroque and the Classic. The main building of La Sapienza University (Rome, Italy), the Haus der Kunst (Munich, Germany) or the Michigan Central Station (Detroit, USA) are all examples of this (compare: Neoclassicism).

Monumental buildings or furniture have - due to their impressive dimensions - a memorial effect (compare: AXOR Citterio).

NATURAL / NATURE-INSPIRED DESIGN

In common usage, the adjective natural means real, authentic, original and of indigenous origin. This general meaning was coined during the Enlightenment in Rousseau's philosophy, which accentuated the difference between a natural and a civilized way of life.

The use of natural in the sense of biological, non-synthetic and pure only became dominant with industrial development and the introduction of artificial materials and artificially produced food. With the increasing mechanization of our surroundings and a growing sense of alienation from nature and traditions, the idea of a natural environment has come to assume greater prominence as an ideal or utopian state. The term natural describes a state of affairs which hasn't been altered by civilization or education. In design and architecture, the term natural refers to a process of imitation with the purpose of achieving an overall impression reminiscent of nature, with the aim to create a sense of well-being. When designing an object and when choosing the materials, all human senses are considered; visual and spatial perception, the senses of smell and touch, sensations of warmth and cold and also cultural connotations.

Consequently, nature-inspired design is a design principle that uses nature as role model and recreates a sense of nature. Consequently, nature-inspired design products should create an overall natural impression and enhance the feeling of well-being (compare: AXOR Massaud).

NATURALIST / NATURALISM

Naturalism is a movement in literature and art that experienced its zenith from 1870 until 1890. Artists of naturalism had the aim to portray objects as they are; as realistically as possible, convincing in perspective, accurate in every detail and without euphemism. However, accuracy in appearance, carried to extremes by photorealism, is no guarantee that the message conveyed is genuine or true.

NEOCLASSICISM

Neoclassicism (in contrast to classicism of the late 18th and the early 19th century) is an international architecture trend of the 20th century. The movement turned against Jugendstil and historicism after the First World War and was then characterized by referring to classical style elements and forms. The creators of Neoclassicism studied the buildings of Greek and Roman Antiquity, borrowing and then modifying their clear structure, geometrical layout, monumental appearance and classical order of pillars and gables. Famous buildings in the Neoclassical style of architecture are found in the USA (e.g. 30th Street Station in Philadelphia), in France (e.g. the Palais de Chaillot in Paris), or in Finland (e.g. the Finnish Parliament in Helsinki). A unique neoclassical style with a monumental focus emerged in Germany under National Socialism and in fascist Italy, for example from Albert Speer or Enrico del Debbio.

Famous examples in Germany include the Olympic Stadium and the Neue Reichskanzlei. In Italy, examples include the sports facilities Foro Italico in Rome, as well as St. Peter's Basilica and the Basilica of St. Paul in Rome. In Russia, socialist Neoclassicism influences many cities even today: the Moscow State University is one example, as is the House of Soviets in St. Petersburg.

NEW DESIGN

New Design is a collective term referring to several theoretical, experimental and practical design approaches of the late 1970s and 80s. These styles turned away from classic functionalism to look for new alternatives, initially outside of industrial production. Consequently, New Design comprises a number of very different design styles, ranging from Anarcho

Design to Neo-Baroque to minimalism. The design elements employed were often ironic and provocative, with a mixture of styles and materials. Artists and producers of the New Design were typically organized in groups that produced art works of near-artisan quality – a principle that is still followed by designers such as Michele de Lucchi. This principle has also been rediscovered by other designers who create unique works and pass them on to galleries to sell at art fairs.

New German Design, represented by groups such as Kunstflug and Ginbande and individual artists such as Stiletto, entailed a philosophy that combined elite artistic awareness and individualism, and made little effort to connect with society at large.

NEW MODESTY

Also known as New Simplicity, New Modesty is a “back to basic” design philosophy which developed from the English avant-gardism of the 1990s.

Emphasizing plain aesthetics and product appearance, New Modesty refused the trend towards luxury and consumerism that emerged in the 1980s. Its main representatives are Ron Arad and Tom Dixon, but most of all Jasper Morrison. Characteristic elements of this style, which developed from New Design, include using rough materials such as untreated steel, plywood, or concrete, experimental or minimalistic designs and the processing of found materials into pre-cast molds (compare: New Design). The motivation for this style has less to do with cutting consumption but rather the encouragement for selected consumption and the consequent focus on quality.

NOSTALGIA / NOSTALGIC

Nostalgia (from Latin *nostalgia* = homesickness, Greek “*nóstos*” = homecoming and “*álgos*” = pain) describes the memory of good times past: a feeling of undefined, retrospective longing which motivates one to recall or revive past styles in art, music or fashion. Nostalgic design or nostalgia is invoked by products, spaces, and music (e.g. by reusing flower power elements of the 1960s, or the music of the 1980s). The focus is on reconstructing a past style as accurately as possible, without adding new elements, or on creating a new style by combining old and new elements (compare: Retro) (compare: AXOR Montreux).

OPULENCE / OPULENT

The adjective opulent (from Latin “*opulentia*” = wealth, affluence, splendor, abundance) can be used to describe anything very rich (also in terms of food), costly, luxurious and created with great effort. An

opulent design often seems exaggerated if it doesn’t appear in a stylistically authentic context (for example in an organic design concept).

ORGANIC DESIGN

Organic Design is both a style and a principle of design and construction. As a style, it constitutes the polar opposite of geometric, functionalist styles. It is inspired by organic shapes and sometimes also by inorganic, particularly crystalline, structures, both of which appear in nature.

Classical features of Organic Design are powerful curves and dynamic, round shapes. Typically, (but not exclusively) amorphous forms are used which appear natural and symbolize nature. The aim is to achieve a pleasing, natural impression and many organic designs allude to structures that occur naturally.

As a design principle, Organic Design can be found in many disciplines and there is no stylistic unity.

Organic forms can be found in traditional, high-tech or minimalistic styles. Organic Design is not characterized by stylistic expression, but rather by a principle of construction that imitates nature (e.g. cellular, netted, skeletal, crystalline) and by abandoning classical static weight-bearing structures in favor of a more flexible and elastic construction. What all organic objects have in common is a design that is developed from the inside out and a focus on accentuating expression. Common techniques include asymmetrical construction, flowing lines, soft shapes, directed structures, plastic volumes and dynamic forms.

In organic architecture, buildings might appear to grow or they might even appear to have an explosive energy. Frank Lloyd Wright (Guggenheim Museum New York), Eero Saarinen, and Hans Scharoun in Germany each produced ground-breaking work in this field. Today, futuristic buildings by architects such as Frank O. Gehry, Zaha Hadid, or Peter Cook (Kunsthau Graz) increasingly showcase organic design elements. The most important representatives are Ron Arad, Luigi Colani, Massimo Iosa-Ghini, Ross Lovegrove (seats for Japan Airlines, 2002) and Philippe Starck. Objects designed through Organic Design principles are often shaped ergonomically and made of high-quality, sustainable materials which fit the overall idea of the product (compare: AXOR Starck Organic).

ORIGINAL

The word original (from Latin “*origo*” = beginning) has several meanings. As opposed to a counterfeit, an original is a genuine product or object. As opposed to a copy, an original is a work created by the artist;

it is neither changed or replicated. Original can also mean the initial version or prototype; the first version of a text, painting, work of art, or product model. As an adjective, original can also mean innovative, creative, or ingenious. In this context, the adjective original describes something incomparable and exceptional.

ORNAMENT

An ornament (from Latin "orno" = to decorate, adorn) is a recurring, often abstract pattern. Its history goes back thousands of years, and it reached its climax with the Jugendstil movement before it was demonized by the functionalists.

Ornaments can be found on textiles and wallpapers, but also in architecture. The term ornament is often erroneously mixed up with adornments, which describes decorative elements that have an intended beautifying function. In contrast, ornaments are often part of decorative art or motives in e.g. arts and crafts. As individual decorative motif, it is part of the decoration.

PICTORIAL

Depictive presentation or design using images. A pictorial language contains many metaphors (to spread like wildfire; a shower spray like rain) and strong expressions. A product design can be called pictorial if it is modelled on a specific object and evokes specific associations (compare: the free-standing AXOR Massaud towel holder is an example of pictorial representation because the organic product is reminiscent of a branch).

PLASTIC

A plastic describes a three-dimensional, physical object of visual art. Today, the terms plastic and sculpture are used synonymously. Both terms can be used for individual pieces of art but also for statuary as an art form. Plastic as adjective (from Latin "plasticus" = belonging to the act of creating, forming) refers to the three-dimensional, with an effect on the room. A two-dimensional or representation in words is described as a plastic replay of an object/idea if it has a convincing perspective or is outlined in a lively, realistic and impressive way.

POLARIZATION / POLARIZING

The term polarization (from Latin "polus" or Greek "polos" = pole, or pivot point) generally describes the process whereby two or more contrary positions drift apart. The opinions and characteristics of different people can be polarizing, as can questions of taste.

This means that they evoke either particularly strong approval or rejection.

In design, opposites can be used deliberately to create tension, as in the combination of organic and geometric forms, different materials or colors, or even contradictory messages (conveyed for example through the opposition of form and content, or the combination of familiar forms and unusual functions).

POSTMODERNITY

As an epoch, postmodernity (from Latin "post" = after) describes the period after the progressive or modern era. In philosophy, linguistic research and other creative fields across Western culture, postmodernity had a significant impact. Debates centering on determining the temporal and situational context of postmodernity have continued since the 1980s. Postmodern thinking cannot be understood as circumstantial and must be considered as a critical response to modernism's basic assumptions, one that provides alternatives.

Founded in the mid 1970s, the avant-garde movement went on to have a huge impact on architecture and design in the subsequent decade. The most important representatives of this movement in architecture were Robert Venturi and Charles Jencks. In design, it was led by personalities such as Ettore Sottsass, Alessandro Mendini and Italian groups like Alchimia and Memphis. Originally intended as a protest against the emotionless design typical of functionalism, the postmodern style proved to be a great commercial success in design. However it was quickly accused of being impractical, random in its use of forms and kitsch in style.

Postmodern artists frequently use design quotations in a playful, decorative manner, often without a functional element. Within the movement, it is considered original to recombine and reuse existing designs and ideas, as opposed to authoring entirely new ones. The dominating artistic techniques are deconstruction, sampling and the mixing of available elements, and past styles are sometimes presented ironically. The postmodern discussion of the meaning of forms (in opposition to the monotonous functionalism of the International Style) took place mainly in architecture, but also reverberated in design. Postmodernism's influence led to the communicative function of objects regaining prominence and architecture and design has attached greater importance to the language of objects as a result.

PROPORTION / PROPORTIONAL

In aesthetics, proportionality means a ratio of size or length which is particularly pleasing to the eye. In fine arts, proportion is used to measure the ideal ratio of individual parts to one another and to the whole. In architecture, it is the measurement of width, height and depth in relation to the complete building (compare: Golden Ratio).

How we perceive the balance of proportions is not a matter of chance. It is determined by biology, aesthetics and culture. American cars seem overproportioned to Europeans, but still harmonious as a whole. Extra-long necks, considered an ideal of beauty in some African cultures, challenge our perception of proportions. In fashion, taste changes faster than in other areas, whereas in architecture it is relatively more constrained by structural requirements.

PURISM / PURISTIC

Today, the term purism (from Latin "purus" = clear/pure or French "le purisme" = the Purism) is mostly used as a synonym for simplicity and frugality. Purism is a style within the modern art and architecture of the 20th century. It was originally used in the sense of linguistic purism, which advocated a pure, unaltered style, free of any foreign objects. Purists want to keep a cultural characteristic as authentic, original and pure as possible. A strictly classical design can also be considered purist. Purism is therefore always associated with a certain sense of stringency. As a design movement, purism developed from an aesthetic trend which itself derived from Russian constructivism, a style which called for clear, austere art modelled on the basis of purely architectural and geometric forms. The ideal is a composition of elementary geometric forms that avoid purely decorative effects.

In contemporary design terminology, purism stands for the extremely reduced use of forms with an almost ascetic character. An ethical component can also be perceived: modesty in outward appearance meant to convey a nearly sacral concentration on intrinsic value. Since purism also represents the ideal of authenticity, nothing is concealed (as opposed to minimalism) to achieve a more homogenous and harmonious appearance. All elements should speak for themselves. Typical features of purism include a minimal combination of materials, untreated surfaces, clarity through sharp lines, geometric or archetypal forms (including traditional, simple forms), strong contrasts with few primary colors and combinations of black, white and grey. Purism is characterized by structure, timelessness and substance (compare: AXOR Uno).

QUOTATION

In general usage, quotation refers to the literal repetition of a part of a text. In the context of art, architecture and design, quotation describes the reclamation of parts of an older work in the process of creating a new one. Quotation is a technique that has been popular in many periods in art history and was revived in the 20th century, particularly by postmodernists. While in postmodernity quotations were mostly used in an ironic and playful manner, designers in the modern eclectic style employ quotations as a means of deriving new design interpretations and, ultimately, new designs.

RADICAL DESIGN

Active from the late 1960s to the late 70s, this Italian movement countered Functionalism and the established taste. The representatives of Radical Design were critical of society and expressed themselves through drawings, photo montages and projections rather than products. Radical Design groups such as Superstudio, Archizoom and Alchimia represented anti-industrial tendencies. The Austrian-Italian designer Ettore Sottsass is considered the intellectual father of this movement (1917-2007) – and is regarded as one of the most unconventional designers of the 20th century.

RETRO

Retro (from Latin "retro" = backward) is a modern cultural phenomenon in which cultural souvenirs of past decades – from everyday objects to musical instruments – are revived and presented in a fresh manner. Retro is not connected to a certain epoch as it is a style concept and not a specific style (e.g. the 1970s style).

In design, this phenomenon is expressed in terms of inspiration through traditional models with no strict commitment to the original model. Even though retro design can have a nostalgic character, the focus is usually on variation. The purpose of high-quality retro design objects is not to merely copy, but to imitate or create something new based on associations with a previous design (compare: AXOR Montreux).

SCULPTURE / SCULPTURAL

A sculpture (from Latin "sculpere" = to carve, create, chisel) is a three-dimensional body (mostly a piece of art) which has a powerful and symbolic appearance from several perspectives and which clearly distinguishes itself from its environment (compare: Plastic).

A sculptural design element delivers its own, autonomous statement, is independent of its

environment and has a strong influence on the viewer's perception of a space (compare: AXOR Edge).

SENSUALITY / SENSUAL

Colloquially, sensuality means turning the senses or the receptivity of the sense organs toward outer impressions. Perception makes it possible for us to distinguish our environment for its materials and forms, and to recognize and categorize things from their characteristics. Often sensuality is associated with eroticism, but also with sensual driving forces, preferences, desires and passions, needs, and feelings of pleasure and displeasure.

Sensual as an adjective describes something "happening through or recognizing something by senses" or "belonging to the senses". The term sensual is also used in the context of "concentrating on senses", if the product focuses on the human senses. Design can be sensual, if it attracts someone in an emotional way and if touch, sight and taste are triggered in a positive way. Sensual design is often combined with a comfortable feel and/or balanced look (compare: Golden Ratio) (compare: AXOR Starck Organic).

SPATIAL CONCEPT

A concrete spatial concept comprises different aspects of architecture and interior design. A high-quality spatial concept takes the use and purpose of space into consideration. Perception of space is mostly determined by the relationship between different parts of the room (line of sight, niches, void spaces through galleries, half-size walls, etc.), light, materials and the use of color and forms.

STREAMLINED

A streamlined shape generally refers to a body or an object that is designed to move easily through air or water. It is characterized by minimal resistance in relation to the surrounding medium (usually air or water) and many examples of streamlined shapes can be found in nature. In transport design, it is based on aerodynamic studies relating to aircraft and automobile construction. A streamlined object, such as a helmet for cycle racing, typically tapers off at one end. In design history, streamlined shapes played an important role in the USA from the 1930s to 50s, spreading from there to Germany, where it was widely employed as a decorative design element during the German Economical Miracle. As a symbol for progress and dynamics, the streamlined shape was applied to a wide range of everyday objects. Many cars, buses, buildings, prams, coffee makers and pencil sharpeners

from this time-period featured turbine-like shapes and tapered decorative strips.

STRINGENT

Tight, rigorous and strict – both in the logical and aesthetic sense (from Latin "stringere" = strict). A stringent design signifies a consistent, logical, or obvious context which can be anchored in both aesthetic and functional features (compare: Consistent Design).

STYLE

Style is primarily the expression of personality. It is not restricted to individual expression and can also signify the presentation and expression of an epoch (such as Jugendstil), a region (like the Italian "Bel Design"), or an artist/group of artists or designers (Bauhaus, Memphis, etc.). A style is identified by recurring, characteristic features and by a particular choice and use of forms. In fine arts, it is called a style if these features form a pattern that appears in numerous individual works.

These characteristics can develop into a personal style (also called individual style) found in art, design or in fashion. However, a style can be considered archaic, idealist or naturalist, independent of personalities or time periods. In design, the most widely known stylistic categories are functionalist, minimalist, organic and classical.

STYLE MIX

A combination of style elements from different historical contexts (compare: Eclecticism) or from different aesthetic backgrounds. A style mix typically features objects taken from different designs. However, these different styles are not mixed within a product or a collection, ensuring that the individual style remains distinguishable. This is a commonly used method in interior design.

Style elements are often used sparingly to establish accents and contrasts, attempting to create tension and challenge familiar perspectives. This lends a distinctive character to a minimalist or purist ambience. The intention is to invite a fresh perspective on objects considered as aesthetic standard-setters due to their immaculate appearance.

STYLISH

In the appropriate style; characterized by a distinctive style, of good taste. The harmony of individual elements and a consistent overall impression make a design convincing and stylish.

SYMBOL / SYMBOLIC

A symbol (from Greek "symbolikós" = identification or identity mark) always carries a meaning. It is an image defined by certain conventions and conveys a meaning that is open to interpretation. Whereas a sign conveys something specific, symbols are complex, representative of something that is imperceptible.

Symbolic in this sense means representative or "referring to a deeper meaning".

In the context of design, symbols are not employed as direct signs (e.g. as in language theory or with traffic signs), but rather convey an indirect message, as a symbol goes beyond the meaning of the object itself. The meaning of symbols in religions, myths or art often resist translation or interpretation by reason alone. A similar depth of meaning can be found in design, but symbols in design mostly have an emotional function. Either the design itself conveys a familiar, conventional world (such as the wing chair or the AXOR Starck faucet, reminiscent of an old-fashioned pump) (compare: Archetype), or individual design elements stand for different aspects of life – such as the color gold for luxury, chrome for sophisticated technology, or leaf-shaped for nature.

The symbolic function of design (as opposed to a mere indication of intended use and operation) becomes apparent in its relation to the social context. For instance, Bauhaus symbolized avant-gardist ideas, functionalism represented industrial progress, country style was a symbol for the simple life and minimalism stands for sophistication and high-tech comfort.

SYMMETRY / SYMMETRIC

In Greek Antiquity, the aesthetic principle of symmetry (from Greek "symmetría" = regularity) was originally defined as harmonious proportionality and balance. Later, particularly in the Baroque style, it was mostly defined in the sense of mirror-image symmetry, in which all elements along an axis reflect the other half.

In design, symmetrical means evenly shaped.

Symmetry is achieved when two or more elements are identical in proportion and design and clearly relate to one another in a given space. A symmetrical design usually employs basic geometric shapes, which creates a classical appearance. Any movement within a symmetrical composition always has a clear direction. Impression of movement and direction is created through mirror-image alignment, axiality and recurring shapes.

According to the psychology of perception, symmetry accommodates the human need for regularity. During the renaissance, the symmetrical structure of the human body was considered the ultimate norm for art. When

symmetric shapes occur in nature – for example in a seashell, crystalline structures, a lake, or the regular course of a river – we recognize them and react intuitively. We naturally perceive them as aesthetically pleasing. Behavioral research has shown that most people find symmetrical facial features attractive. In architecture, symmetry is important for structural stability, but also for aesthetics by neutralizing tension.

TENSION

In physics, the term tension describes the force inside an elastic body. A more metaphorical understanding is used in design, where the body is rarely elastic and the force in question is not of a physical nature, but manifests itself as a visual and emotional energy. Tension is created through polarization or a hierarchical structure, rendering an object more desirable and attractive in the long term.

TIMELESS

Not constrained or subject to a fashion or era. Timeless can be defined in totally different ways and can relate to events, people, or objects. In everyday usage, any long-awaited aesthetic unaffected by changes in fashion is labelled timeless (compare: Classic).

TREND

The term trend characterizes a current style of preference, a specific direction or development, and is often used in fashion and economics. According to the Zukunftsinstitut (Future Institute – www.zukunftsinstitut.de) "trends are not a singular observation but a complex structure which are connected to drivers and complex changes".

Trend research begun in the 1980s in the common understanding, which describes changes and tendencies in all different areas of society. To achieve this, trend researchers observe and evaluate new developments and deal with lifestyle changes and consumer habits in diverse areas such as media, culture, entertainment or technology.

An important turn in society is called trend reversal.

Megatrends are also very important; global turnarounds that point in a specific direction.

Megatrends mark changes that have shaped us for a long time and will shape us in the future. Current megatrends include connectivity, urbanization and individualization.

ULM SCHOOL OF DESIGN

The Ulm School of Design (1953 to 1968) is considered the most successful German school of design after Bauhaus. Max Bill, himself a former

Bauhaus student and founder of the Ulm School of design, took the aesthetic and structural values of the Bauhaus school and transferred them to modern functionalism, which had a significant influence on the idea of design in the following decades.

UNICUM

A unicum (from Latin "unus" = one, one single) is an object or a product which only exists once in this form. Even though the (democratic) nature of design manifests itself in reproducibility and serial production, unica today are no longer restricted solely to the art market. Instead, some design products are marketed (and priced) as limited editions of a serial design, or as unique objects (compare: AXOR Signature).

UNIVERSAL DESIGN

A product, building, system or public space design which meets the needs of as many people as possible without modification or specialization, or can be used by people with different abilities in different situations. Defined by a working group of architects, product planners, engineers and researchers around its founder, the American architect Ronald L. Mace, Universal Design focuses on equitability and flexibility of application, simple and intuitive operation, high error tolerance, safety and ergonomics, besides the general demand for good design, aesthetics and longevity.

URBAN

The adjective (from Latin "urbanus" = belonging to the city, to: urbs = city) stands for the city or characterizing urban life. Individuals are described as educated or sophisticated if their social manners or appearance are urban.


The term urban design describes town planning and development and includes the planning and the creation of all building measures in a city or landscape. That includes public buildings as well as residential buildings, open spaces and infrastructure. In the context of products and interior design, creations with an urban touch or character are aimed towards usefulness in the modern metropolis. Urban furniture fits perfectly into big-city-life within loft spaces and skyscrapers, and is characterized by pure elegance, without ornamentation or other representative details.


ZEITGEIST

The German expression "Zeitgeist" ("spirit of the age") is used internationally and originates in the philosophy of Johan Gottfried Herder (1744-1803). It describes the general intellectual and cultural climate of a time or an era, often spanning more than one epoch.

The understanding of value is increasingly changing between generations and a new "Zeitgeist" emerges in shorter timeframes. The term does not refer to the current situation but to specific time in history.

In the 1980s the term "Zeitgeist" became a popular buzzword for consumer societies, but it regained a more serious meaning in relation to the political and social changes of the 1990s.





Australia – Hansgrohe Pty Ltd. / Level 1 / 123 Camberwell Rd / East Hawthorn / Victoria 3123
Tel. +61 3 9811 9971 / info@hansgrohe.com.au / hansgrohe.com.au

Belgium – Hansgrohe N.V.-S.A. / Riverside Business Park / Blvd Internationalelaan 55 K / B-1070 Anderlecht
Tel. +32 2 5430140 / Fax +32 2 5379486 / info@hansgrohe.be / axor-design.be

Croatia – Hansgrohe d.o.o. / Horvatova 82 / HR-10010 Zagreb
Tel. +385-1-56-30-800 / Fax +385-1-56-30-899 / info@hansgrohe.hr / hansgrohe.hr

Dubai – Hansgrohe SE DMCC Branch / Swiss Tower, Cluster Y / Jumeirah Lakes Towers, Office 1904 / PO Box 34216
Tel. +971 4 448 0200 / Fax +971 4 448 0299 / sales.mea@hansgrohe.com / www.hansgrohe.com

Estonia – Hansgrohe Eesti / Mäealuse 2/1 / 12618 Tallinn
Tel. +372 6826829 / info@hansgrohe.ee / hansgrohe.ee

Finland – Hansgrohe SE / Helsinki Branch Office / Arabiankatu 12 / FIN-00560 Helsinki
Tel. +358 (0) 207 931340 / info@hansgrohe.fi / hansgrohe.fi

Hungary – Hansgrohe Kft. / Forgách utca 11-13 / 1139 Budapest
Tel. +36 1 2369090 / info@hansgrohe.hu / hansgrohe.hu

India – Hansgrohe India (Pvt.) Ltd. / Office No. 701 / Lunkad Sky Station / Viman Nagar / Pune – 411014 Maharashtra / India
Phone No. +912066259500 / info@hansgrohe.in / hansgrohe.in

Japan – Hansgrohe Japan K.K. / Tennozu First Tower 3F / 2-2-4 Higashi Shinagawa / Shinagawa-ku / Tokyo 140-0002
Tel. +81 3 5715-3073 / Fax +81 3 5715-3088 / info@hansgrohe.co.jp / hansgrohe.co.jp

Latvia – Hansgrohe Latvia / Raiņa str. 14 / LV-3913 Iecava
Tel. +371 29 229029 / info@hansgrohe.lv / www.hansgrohe.lv

Lithuania – Hansgrohe atstovybė / Santoza / Ulonų g. 5 / 08240 Vilnius
Tel. +370 5 2043291 / info@hansgrohe.lt / hansgrohe.lt

Portugal – Hansgrohe / Riera Can Pahissa, 26 / 08750 Molins de Rei
Tel. +34 93 6803900 / Fax +34 93 6803909 / info@hansgrohe.pt / hansgrohe.pt

Singapore – Hansgrohe Pte. Ltd. / 69 Mohamed Sultan Road / Singapore 239015
Tel. +65 6884 5060 / Fax +65 6884 5071 / info@hansgrohe.com.sg / hansgrohe.com.sg

South Africa – Hansgrohe South Africa (pty) Ltd. / 30 Archimedes Street / Kramerville / Johannesburg 2090
Tel. +27 11 445 0000 / Fax +27 11 445 0199 / sales@hansgrohe.co.za / hansgrohe.co.za

Sweden – Hansgrohe AB / Telefon +46 (0) 31-21 66 00 / Fax +46 (0) 31-19 01 03 / info@hansgrohe.se / hansgrohe.se

United Kingdom – Hansgrohe Limited / Units D1 and D2 / Sandown Park Trading Estate / Royal Mills / KT10 8BL Esher Surrey
Tel. +44 (0) 1372 472 001 / Fax +44 (0) 1372 470 670 / customerservice@hansgrohe.co.uk / pro.hansgrohe.co.uk

Imprint

Publisher:

AXOR / Hansgrohe SE

Photography:

Markus Wendler

Uli Maier

Jehle & Will

Alex Dwyer

Kuhnle & Knödler

Lena Modigh

Pierre Monetta

René Müller

Wolfgang Scheppe

Alexander Schneider

Ruy Teixeira

Lithography:

Eder GmbH, Ostfildern

Typesetting:

Stolz-Krechting, Lahr

Print:

B&K Offsetdruck GmbH, Ottersweier

Date:

December 2019

PERFECTION. DOWN TO THE
LAST DETAIL. AN OVERVIEW
OF AXOR FINISHPLUS
SURFACES, TECHNOLOGIES
AND SPRAY MODES.

AXOR FINISHPLUS SURFACES








Available in quantities of 1 or more

 Brushed Brass -950	 Polished Gold Optic -990	 Brushed Gold Optic -250	 Brushed Bronze -140
 Polished Red Gold -300	 Brushed Red Gold -310	 Brushed Nickel -820	 Stainless Steel Optic -800
 Polished Black Chrome -330	 Brushed Black Chrome -340	 Satin Black -350	Satin Black is available only for products in the AXOR MyEdition collection and other specified complementary products such as showers and accessories.

Available in quantities of 30 or more

 Polished Chrome -020	 Brushed Chrome -260	 Polished Nickel -830	 Polished Bronze -130
 Polished Brass -930			

AXOR TECHNOLOGIES

 AirPower Enriching water with air produces plump droplets for a velvety touch on the skin.	 PowderRain The finest silicone nozzles, with several openings per nozzle, provide a uniquely fine mist of water.	 QuickClean Remove limescale deposits quickly and easily with flexible silicone nozzles.	 EcoSmart Mixers and showers use up to 60-percent less water than conventional products.
 Select Use the Select button to switch spray modes or shower heads; switch off the water at the mixer.	 CoolStart When the handle is in the neutral position, cold water flows automatically.	 ComfortZone Defines the space between the wash basin and mixer. The larger the ComfortZone, the greater the variety of uses.	

AXOR SPRAY MODES

 PowderRain Soft droplets envelop the body like a cocoon of water. For overhead showers.	 Intense PowderRain A powerful, concentrated jet of water invigorates the body and soul. For overhead showers.	 Rain Powerful and plentiful spray that invigorates. Perfect for rinsing hair. For hand and overhead showers.
 Rain XL A lavish shower experience: Water envelops the whole body. For overhead showers.	 RainAir Water enriched with air. For soft spray droplets in a full water jet. For hand and overhead showers.	 WhirlAir Concentrated water jet. For a pleasant, targeted massage experience. For hand showers.
 Mono Intensive, compact spray jet. Refresh and relax in just the right spots. For hand and overhead showers.	 RainFlow Powerful flood jet. Covers the body with a waterfall of rain. For hand and overhead showers.	 RainStream Luxuriant pearls of water. Concentrated to form single, precise, parallel strands. A treat for the senses - for every body size. For overhead showers.

AXOR



AXOR / Hansgrohe SE
Auestraße 5-9
77761 Schiltach
Germany

info@axor-design.com
axor-design.com



AXOR Design



AXOR



axordesign



AXOR



axor.design



en-AXOR Salesbook / Subject to technical alterations and color differences due to the printing process.
Form-Nr. 84.090.452 / 12/19/20.9 / Printed in Germany / Printed on 100% chlorine-free bleached paper.