



2018  
HEV WARRANTY INFORMATION BOOKLET

Nissan, the Nissan logo, and Nissan model names are Nissan trademarks.

©2017 Nissan North America, Inc.

All rights reserved. No part of this publication may be reproduced or stored in a retrieval system, or transmitted in any form, or by any means, electronic, mechanical, photocopying, recording or otherwise, without the prior written permission of Nissan North America, Inc.

## TABLE OF CONTENTS

<b>1</b>	<b>SAFETY PRECAUTIONS</b>	<b>23</b>	<b>BRIDGESTONE FIRESTONE TIRE LIMITED WARRANTY</b>
<b>2</b>	<b>WARRANTY COVERAGE AT A GLANCE</b>	<b>26</b>	<b>GOODYEAR/DUNLOP TIRE LIMITED WARRANTY</b>
<b>3</b>	<b>NISSAN'S CUSTOMER CARE PROGRAM</b>	<b>36</b>	<b>CONTINENTAL/GENERAL TIRE LIMITED WARRANTY</b>
<b>5</b>	<b>NISSAN'S COMMITMENT TO CUSTOMER SATISFACTION</b>	<b>39</b>	<b>FALKEN TIRE LIMITED WARRANTY</b>
<b>6</b>	<b>2018 NEW HYBRID VEHICLE LIMITED WARRANTY</b>	<b>46</b>	<b>HANKOOK TIRE LIMITED WARRANTY</b>
<b>11</b>	<b>FEDERAL HYBRID VEHICLE EMISSION CONTROL LIMITED WARRANTIES</b>	<b>50</b>	<b>KUMHO TIRE LIMITED WARRANTY</b>
<b>14</b>	<b>CALIFORNIA HYBRID VEHICLE EMISSION CONTROL WARRANTIES</b>	<b>54</b>	<b>MICHELIN TIRE LIMITED WARRANTY</b>
<b>20</b>	<b>SEAT BELT LIMITED WARRANTY</b>	<b>56</b>	<b>TOYO TIRE LIMITED WARRANTY</b>
<b>21</b>	<b>BFGOODRICH TIRE LIMITED WARRANTY</b>	<b>61</b>	<b>ORIGINAL EQUIPMENT TIRE LIMITED WARRANTIES</b>

## TABLE OF CONTENTS

- |           |   |           |   |
|-----------|---|-----------|---|
| <b>63</b> | <b>IMPORTANT TIRE SAFETY INFORMATION</b>  | <b>75</b> | <b>REPLACEMENT BATTERY LIMITED WARRANTY</b>           |
| <b>70</b> | <b>LIMITED WARRANTY ON GENUINE NISSAN REPLACEMENT PARTS, GENUINE NISMO S-TUNE PARTS, AND GENUINE NISSAN ACCESSORIES</b> | <b>77</b> | <b>GENUINE NISSAN PARTS AND ACCESSORIES</b>           |
| <b>72</b> | <b>NISSAN LIFETIME REPLACEMENT PANEL CORROSION LIMITED WARRANTY</b>   | <b>78</b> | <b>CORROSION PROTECTION GUIDELINES</b>                |
| <b>73</b> | <b>GENUINE NISSAN ORIGINAL EQUIPMENT MUFFLER, GENUINE NISSAN SHOCK ABSORBER AND STRUT LIFETIME LIMITED WARRANTY</b>     | <b>79</b> | <b>ROADSIDE ASSISTANCE</b>                            |
|           |   | <b>81</b> | <b>NISSAN SECURITY+PLUS® VEHICLE PROTECTION PLANS</b> |

**(HYBRID ELECTRIC VEHICLE ONLY)**

Your Nissan Hybrid Electric Vehicle (HEV) has both high-voltage DC and AC systems as well as a 12-volt system. Both DC and AC high voltage are very dangerous and can cause personal injury, severe burns, and electric shock and even fatal injury.

To avoid personal injury, please follow all caution labels attached to high-voltage parts. Do not touch or attempt to remove or replace any high-voltage wiring and connectors.

If an accident occurs, do not touch any high-voltage wiring, connectors or parts such as the inverter unit or high voltage battery assembly.

Do not touch the potassium hydroxide electrolyte that might spill or leak from the high voltage battery as the result of an accident. If potassium hydroxide electrolyte gets on your skin or in your eyes, neutralize it immediately with a saturated boric acid solution (ratio: 80 grams boric acid to two liters water.) Seek immediate medical attention.

If a vehicle fire occurs, extinguish it with a Class D powder-type fire extinguisher.

Nissan recommends having maintenance and repairs for your Nissan Hybrid performed by an authorized Nissan dealership. To locate your nearest authorized Nissan dealership, contact the Nissan Consumer Affairs Department at 1-800-NISSAN-1.

## WARRANTY COVERAGE AT A GLANCE

### Summary of Warranty Coverage\*

0 miles 100,000 miles

Basic Coverage	36 months / 36,000 miles
Corrosion Coverage (Perforation)	60 months / unlimited mileage
Powertrain Coverage	60 months / 60,000 miles
Federal Emission Performance	24 months/24,000 miles
Federal Emission Defect	36 months / 36,000 miles
Federal Emission Long Term Defect	96 months / 80,000 miles
California Emission Performance**	36 months / 50,000 miles
California Emission Defect**	36 months / 50,000 miles
California Emission Long Term Defect**	84 months / 70,000 miles
Hybrid Electric Vehicle (HEV) System***	96 months / 100,000 miles
Seat Belt	120 months / unlimited mileage

\* See the express terms of the appropriate warranty printed in this booklet, which terms control if there is a conflict with this chart.

\*\* Applies to hybrid vehicles sold or registered as new in California, Connecticut, Delaware, Maine, Maryland, Massachusetts, New Jersey, New York, Oregon, Pennsylvania, Rhode Island, Vermont, or Washington only.

\*\*\* Hybrid Electric Vehicle (HEV) Systems parts covered for 96 months or 100,000 miles, whichever occurs first. See New Hybrid Vehicle Limited Warranty pages for details.

**NISSAN CARES...**

Both Nissan and your Nissan dealer are dedicated to serving all your automotive needs. Your complete satisfaction with your vehicle and your Nissan dealer are our primary concerns. Your Nissan dealer is always available to assist you with all your automobile service requirements.

If, however, a situation arises that you believe has not been addressed to your satisfaction, we ask that you take the following steps:

**STEP 1:**

Discuss the situation with the dealership's manager. If a problem still exists, contact the dealership's Consumer Affairs Manager or owner. They are best equipped to resolve the matter for you.

**STEP 2:**

If the concern has still not been addressed to your satisfaction, please contact our (Nissan's) Consumer Affairs Department using our toll free number:



**1-800-NISSAN-1**  
**(1-800-647-7261)**

The Consumer Affairs Department will ask for the following information:

- Your name, address, and telephone number
- Vehicle identification number (on dashboard)
- Date of purchase
- Current odometer reading
- Your Nissan dealer's name
- Details of the concern

Or you can write to Nissan with the above information at:

**Nissan North America, Inc.**  
**Consumer Affairs Department**  
**P.O. Box 685003**  
**Franklin, TN 37068-5003**

**STEP 3:**

In the event that you believe Nissan has been unable to satisfactorily address the issue with your vehicle, a special automotive complaint resolution program called BBB AUTO LINE is available to you. The BBB AUTO LINE program is independently operated by the Council of Better Business Bureaus, Inc. (BBB).

For information about the BBB AUTO LINE in your area, please call us (Nissan) at the same toll free number 1-800-NISSAN-1 (1-800-647-7261). We will be happy to provide you with information about BBB AUTO LINE. Or, you may contact the BBB directly at:

**BBB Auto Line**  
**Council of Better Business Bureaus, Inc.**  
**3033 Wilson Blvd., Suite 600**  
**Arlington, VA 22201**  
**1 (800) 955-5100**

If you call the BBB, its staff will take down details of your complaint by telephone. They will ask for the same information as described in Step 2.

The BBB AUTO LINE program consists of two parts, **mediation** and **arbitration**. The BBB will attempt to assist you to resolve the problem during mediation. If a satisfactory resolution has not been achieved during mediation, you will have the opportunity to personally present your case before an impartial arbitrator or three-person panel. The arbitrator(s) will make a decision after the arbitration hearing.

The BBB will, in most cases, send you a final decision within forty (40) days (plus 7 if you have not contacted the proper person from the dealership or Nissan) unless you delay the process. If you accept the decision, it will be legally binding on you and Nissan. If you do not accept the decision, it will not be legally binding on you or Nissan. However in some states, if the decision is not accepted, it may be introduced either by you or by Nissan, as evidence in any potentially related court action.

BBB AUTO LINE is an informal dispute settlement mechanism operated to comply with applicable Federal law and regulations. In states where BBB AUTO LINE is available, you are required to use BBB AUTO LINE before exercising rights or seeking remedies under Title I of the Federal Magnuson- Moss Warranty Act, 15 U.S.C. §2301, et. seq. If you choose to seek remedies other than those created by Title I of the Magnuson-Moss Warranty Act, (for example, under state law), that Federal Act does not require you to first use BBB AUTO LINE. The program is still available to you, however, and may be of considerable assistance. Some states specify that informal dispute settlement mechanisms such as BBB AUTO LINE must be used before you may use state-operated complaint resolution processes, before you may file a lawsuit under state law, and/or before you may have certain other rights or remedies available under state law. In accordance with those states' laws, Nissan requires the prior use of BBB AUTO LINE in good faith before you resort to such other processes, file a lawsuit, or seek other remedies provided by state law. Please see the "Supplement to 2018 Nissan Warranty Information Booklet & 2018 Nissan Owner's Manual" for additional information.

BBB AUTO LINE may not be available in all states. We, Nissan, would be pleased to provide you with information about the availability of BBB AUTO LINE in your state, or call the BBB AUTO LINE number listed above.

For additional information on the Auto Line program, please refer particularly to the information on your state in the "Supplement to 2018 Nissan Warranty Information Booklet, and 2018 Nissan Owner's Manual".



## ASSISTANCE OUTSIDE OF WARRANTY

In our continuing effort to convey our commitment to service and customer satisfaction, Nissan may occasionally offer to pay or reimburse for part or all of the cost of making certain, specific repairs beyond or outside of the terms of the warranty for some specific vehicle models. (Some states refer to such programs as "adjustment" programs). In such circumstances Nissan mails notices to all known registered owners of affected vehicles. You may additionally inquire of your authorized Nissan dealer or of Nissan directly at the number listed below of the applicability of such programs to your vehicle.

Nissan may occasionally offer special assistance that may pay for part or all of vehicle repairs beyond the expiration of the limited warranty period on a case by case basis. Should you experience unusual difficulties with your vehicle please discuss the situation with your dealer. If your dealer is unable to assist you, you may call the Nissan Consumer Affairs Department at 1-800- NISSAN-1 (1-800-647-7261) to discuss your concern. You will need to provide the Model, Model Year, VIN (Vehicle Identification Number), mileage, maintenance history, a detailed explanation of the concern, and why you believe that Nissan should be responsible for the repair. Your request will be individually investigated and you will be informed of Nissan's decision.



**1-800-NISSAN-1**  
**(1-800-647-7261)**

Please review the "Supplement to the 2018 Nissan Warranty Information Booklet & 2018 Nissan Owner's Manual" for important information concerning consumer rights in your state.

## WHO IS THE WARRANTOR

Nissan<sup>1</sup> warrants all parts of your 2018 Nissan vehicle supplied by Nissan, except for those listed elsewhere under the caption "WHAT IS NOT COVERED."

## APPLICABILITY

- This warranty is provided to the original and subsequent owner(s) of a Nissan vehicle originally distributed by Nissan which is originally sold by a Nissan authorized Nissan dealership in the United States, and which is registered in the U.S. and normally operated in the United States (including Alaska and Hawaii), the United States territories (specifically Guam, Saipan, American Samoa, Puerto Rico and the U.S. Virgin Islands), and Canada.
- This warranty is generally transferable from the original 'owner other than a Nissan dealer' (OWNER) to subsequent owners of the vehicle at any time ownership of the vehicle is transferred, without any action on your part; except that this warranty is not transferable but is instead VOID if during the first six months after delivery to the original OWNER: (1) ownership of the vehicle is transferred from the original OWNER,

and (2) the vehicle is registered outside of the United States.

- Your Nissan vehicle is manufactured to meet U.S. regulations and environmental requirements. With the exception of privately owned vehicles belonging to members of the U.S. military or employees and officers of the United States Government stationed abroad, this warranty does not apply if an otherwise covered vehicle is operated in, or relocated to, a country other than those listed above under this caption, except that it continues to apply if the vehicle is operated in full compliance with its proper use as described in the applicable Owner's Manual<sup>2</sup> while touring outside of the United States, the U.S. territories or Canada for a period not exceeding sixty (60) consecutive days or sixty (60) days in any one 12 month period. Subject to the transferability restriction described above, this warranty applies to a relocated vehicle which is returned to, and is registered and normally operated in the United States, the U.S. territories or Canada, except for conditions due to the vehicle's foreign operation, e.g., use of inappropriate fuels or other fluids.

Nissan<sup>1</sup> makes available to you, and you are specifically required by Federal Law to use BBB AUTO LINE [(800) 955-5100] before exercising rights or seeking remedies under the Federal Magnuson-Moss Warranty Act, 15 U.S.C. §2301, et. seq. You are not required to first use BBB AUTO LINE if you seek remedies not created by Title I of that Federal law, except that you are required to first use BBB AUTO LINE in good faith if you seek remedies created by state law, including your state's lemon law, if applicable state law provides for using a 703 compliant or similar process before filing suit. Please refer to Nissan's Customer Care Program of this booklet and the "Supplement to 2018 Nissan Warranty Information Booklet & 2018 Nissan Owner's Manual" for additional information.

<sup>1</sup> Nissan indicates Nissan North America, Inc., P.O. Box 685003, Franklin, TN 37068-5003 which distributes Nissan vehicles in the United States.

<sup>2</sup> See the Owner's Manual for information relevant to proper operation of the vehicle, including the recommended fuels and fluids.

#### LIMITATION OF WARRANTIES AND OTHER WARRANTY TERMS AND STATE LAW RIGHTS

#### EXTRA EXPENSES - LIMITATIONS OF DAMAGES

**This warranty does not cover incidental or consequential damages such as loss of the use of the vehicle, inconvenience or commercial loss.**

ANY IMPLIED WARRANTY OF MERCHANTABILITY AND FITNESS FOR A PARTICULAR PURPOSE SHALL BE LIMITED TO THE DURATION OF THIS WRITTEN WARRANTY.

Some states do not allow the exclusion or limitation of incidental or consequential damages or limitations on how long an implied warranty lasts, so the above limitations or exclusions may not apply to you. This warranty gives you specific legal rights, and you may also have other rights which vary from state to state.

Nissan<sup>1</sup> does not authorize any person to create for it any other warranty, obligation or liability in connection with this vehicle.

#### THE WARRANTY BEGINS

The warranty period begins on the date the vehicle is delivered to the first retail buyer or put into use, whichever is earlier.

#### FOR HOW LONG AND WHAT IS COVERED

##### ■ BASIC COVERAGE

- The basic coverage period is 36 months or 36,000 miles, whichever comes first.
- This warranty covers any repairs needed to correct defects in materials or workmanship of all parts and components of each new Nissan vehicle supplied by Nissan subject to the exclusions listed under the heading "WHAT IS NOT COVERED" or, if the part is covered by one of the separate coverages described in the following sections of this warranty, that specific coverage applies instead of the basic coverage.
- Bedliners will be repaired to commercially acceptable standards subject to the conditions and limitations listed in "WHAT IS NOT COVERED".

##### ■ POWERTRAIN COVERAGE

- The Powertrain coverage period is 60 months or 60,000 miles, whichever comes first.

- This warranty covers any repairs needed to correct defects in materials or workmanship.
- Powertrain coverage applies to components listed below under the headings, Engine, Transmission and Transaxle, Drivetrain, and Restraint System, supplied by Nissan subject to the exclusions listed under the heading "WHAT IS NOT COVERED".

#### ENGINE

Cylinder heads and block and all internal parts, rocker covers and oil pan, valve train and front cover, timing chain and tensioner, oil pump, water pump and fuel pump, fuel injectors, intake and exhaust manifolds and supercharger, flywheel, seals, and gaskets.

#### TRANSMISSION AND TRANSAXLE

Case and all internal parts, torque converter and converter housing, automatic transmission control module, transfer case and all internal parts, seals and gaskets, clutch cover and housing A/T cooler, and electronic transmission controls.

#### DRIVETRAIN

Drive shafts, final drive housing, and all internal parts, propeller shafts, universal joints, bearings, seals and gaskets.

(Continued on next page)

**RESTRAINT SYSTEM**

Air bags and related electronic control systems.

- **HYBRID ELECTRIC VEHICLE (HEV) SYSTEM WARRANTY**

This warranty covers repairs needed to correct defects in materials or workmanship of the components listed here and supplied by Nissan, subject to the exceptions indicated under "What is Not Covered" sections of this manual:

- Hybrid Vehicle Control ECU
- High Voltage Battery Pack (Hybrid Vehicle Battery)
- Inverter Unit

Coverage is for 96 months or 100,000 miles, whichever occurs first.

- **CORROSION COVERAGE (PERFORATION FROM CORROSION)**

Any body sheet metal panel supplied by Nissan found to have developed perforation (rust-through) due to corrosion in normal use is covered for 60 months, regardless of mileage, subject to the exclusions listed under the heading "WHAT IS NOT COVERED". No additional rust proofing applications are required. Perforation is a condition in which any body sheet metal panel has corroded from one surface through to another.

- **TOWING COVERAGE**

If your vehicle is inoperative due to the failure of a warranted part, during any of the New Vehicle Limited Warranties, including Emission and Seatbelt warranties, towing service to the nearest authorized Nissan dealership is covered.

- **ADJUSTMENT COVERAGE**

Service adjustments not usually associated with the replacement of parts, such as wheel alignment and wheel balancing, are covered only during the first 12 months or 12,000 miles, whichever comes first.

- **Limited 6 month warranty coverage:**  
OE wiper blade inserts are covered for the first six months of ownership.

- **REFRIGERANT RECHARGE ONLY COVERAGE**

Refrigerant recharge not associated with the repair or replacement of a warranted part is covered only during the first 12 months, regardless of the mileage.

- **NO CHARGE**

Warranty repairs will be made at no charge for parts and/or labor (except for tires, in which case you may pay certain charges as noted above or as described in the applicable tire warranty found later in this booklet). Any needed

parts replacement will be made using Genuine Nissan or Nissan approved new or remanufactured parts. Nissan reserves the right to make changes at any time, without notice, to production and service parts in their specifications, colors, and materials, including those used in connection with warranty repairs. For this reason, when approved by Nissan and at Nissan's discretion, functionally equivalent replacement parts may be used that do not exactly match the original production part.

## **OBTAINING WARRANTY SERVICE**

- You must take the vehicle to an authorized Nissan dealer in the United States or Canada during regular business hours at your expense in order to obtain warranty service. The names and addresses of authorized Nissan dealers are listed in telephone directories and in [www.nissanusa.com](http://www.nissanusa.com).
- If you require warranty service outside of the United States (see terms under caption "APPLICABILITY"), contact an authorized Nissan dealer in that country.

## **MAINTENANCE, DATA ACCESS, AND RECORDS**

As a condition of this warranty, you are responsible for properly using, maintaining and caring for your vehicle as outlined in your Owner's Manual, and maintaining

**(Continued on next page)**

copies of all maintenance records & receipts for review by Nissan.

You are also required to provide consent to give Nissan access to data stored on vehicle systems. Failure to do so is likely to result in the denial of warranty coverage.

Evidence of the performance of the required maintenance should be kept and presented as proof of such maintenance in connection with related warranty repairs. To assist you in maintaining appropriate records, the maintenance log located in your Nissan Owner's Manual can be used along with supporting repair invoices, receipts and other such records.

## WHAT IS NOT COVERED

### GENERAL EXCLUSIONS

This warranty does not cover damage, failures or corrosion resulting from or caused by:

- Failure to operate the vehicle in accordance with the Owner's Manual
- Misuse, such as using the vehicle to tow
- Failure of a component not covered by warranty
- Racing and competitive driving
- Theft, vandalism, fire, or flooding (including engine water ingestion)
- Accident, collision, being towed
- Repairs performed by anyone other than an authorized Nissan dealer
- Glass breakage, unless resulting from

defects in material or workmanship

- Normal wear and tear, including dings, dents, chips, or scratches
- Damage caused by any automated or manually operated car wash or by using a pressure washer.

Note that complaints related to failure to comply with proper use of the vehicle as described in the applicable Owner's Manual, or the vehicle's lack of compliance with local regulations or environmental requirements of any country (other than the U.S. or Canada) are NOT covered by this warranty.

### DAMAGE OR FAILURES DUE TO ALTERATION OR MODIFICATION

This warranty does not cover damage, failures or corrosion resulting from or caused by:

- Alteration, tampering, or improper repair.
- Installation of non-Nissan approved accessories or components.
- Improper installation of any Nissan approved aftermarket accessory or component.
- A vehicle whose odometer mileage has been altered, or the odometer repaired or replaced and the actual vehicle mileage cannot be correctly and readily determined.

### SALVAGE TITLE

This limited warranty does not apply to any vehicle, and is rendered VOID if the vehicle is (or ever has been) issued a "salvage" or similar title including, but not limited to junk, scrap, rebuilt, or flood titles under any state's law; or has ever been determined to be a "total loss" or equivalent by any insurance company, such as by payment of a cash payment of claim in lieu of repairs because of a determination that the cost of repairs exceeded the actual cash value of the vehicle.

### DAMAGE, FAILURES OR CORROSION FROM ENVIRONMENTAL CONDITIONS

This warranty does not cover damage, failures or corrosion resulting from or caused by:

- Stone chipping, chemical fallout (acid rain), tree sap, salt, hail, windstorm, lightning, flood or other environmental conditions.
- The items listed below are not covered under corrosion coverage (perforation from corrosion).
  - Exhaust system components.
  - Corrosion of outer trim parts, such as moldings. However, corrosion of outer trim parts is warranted for 12 months or 12,500 miles, whichever comes first.

(Continued on next page)

- Corrosion other than perforation, such as cosmetic or surface corrosion due to defects in materials or workmanship. This is covered under the Basic Coverage of the New Vehicle Limited Warranty.
- Special bodies or equipment not manufactured or supplied by Nissan.

***DAMAGE, FAILURES OR CORROSION  
DUE TO LACK OF OR IMPROPER  
MAINTENANCE OR REPAIRS***

This warranty does not cover damage, failures or corrosion resulting from or caused by:

- Lack of performance of proper maintenance services as outlined in your Nissan Owner's Manual.
- Fuel, fluids, or lubricants that are contaminated or that do not meet the specification as outlined in your Owner's Manual .
- Use of parts not equivalent in quality or design to parts supplied by Nissan.

***MAINTENANCE SERVICE EXPENSE***

This warranty does not cover normal maintenance services as specified in your Owner's Manual such as cleaning and polishing, wheel alignment, headlight aiming, replacement of filters, replacement of windshield wiper inserts, lubricants, coolant, worn brake shoes, pads, drums and rotors and worn clutch discs, for example.

***SEAT BELTS, TIRES, DROP-IN BEDLINERS  
AND EMISSION CONTROL SYSTEM***

Seat belts, tires, drop-in bedliners and the emission control system are not covered by this warranty, but are covered by separate warranties.

***NISSAN SPRAY-IN BEDLINERS***

Nissan Spray-in Bedliners will be repaired to commercially acceptable standards which may include minor appearance differences from the original bedliner.

**NOTE:**

**The following pages are separate warranties which may apply to your Nissan, such as those covering vehicle emissions, seat belts, and tires.**

## **EMISSION DEFECTS WARRANTY**

Nissan<sup>1</sup> warrants that your vehicle was designed, built and equipped to conform at the time of sale with all applicable United States emission standards.

This warranty covers any repairs needed to correct defects in materials or workmanship which would cause your vehicle not to meet these standards.

## **WHAT IS COVERED UNDER THE DEFECTS WARRANTY**

Covered components are listed below under the caption "WARRANTY PARTS LIST." Exceptions to this warranty are listed below under the caption "WHAT IS NOT COVERED UNDER EITHER THE DEFECTS OR PERFORMANCE WARRANTIES."

## **HOW LONG IS THE DEFECTS WARRANTY**

This warranty is for 3 years or 36,000 miles, whichever occurs first. The warranty begins the date the vehicle is delivered to the first retail buyer or put into use, whichever is earlier. Additionally, the engine control module / onboard diagnostic device and catalytic converter(s) listed below and indicated by an O under the caption WARRANTY PARTS LIST are covered for 8 years or 80,000 miles, whichever occurs first.

## **EMISSIONS PERFORMANCE WARRANTY WHEN DOES THIS WARRANTY APPLY**

The Emission Performance warranty applies to your 2018 Nissan vehicle ONLY when both of the following occur.

1. The vehicle fails to meet applicable emissions standards as judged by an emissions test approved by the Environmental Protection Agency (EPA).
2. This failure results or will result in some penalty to you, such as a monetary fine or the denial of the right to use your vehicle, under local, state or federal law.

For example, if your state requires an EPA approved yearly vehicle inspection before you receive a renewed license, this warranty applies to your vehicle. In areas where there is no approved test program, this warranty does not apply.

## **WHAT IS COVERED AND FOR HOW LONG UNDER THE PERFORMANCE WARRANTY**

Nissan<sup>1</sup> warrants that it will remedy any non-conformity in your vehicle which causes it to fail an approved emissions test during the first 24 months or 24,000 miles, whichever occurs first. This warranty begins the date the vehicle is delivered to the first retail buyer or put into use, whichever is earlier.

Additionally, failure of an approved emissions test resulting from the failure of those parts listed below under the caption "WARRANTY PARTS LIST" are covered by the EMISSIONS DEFECTS WARRANTY described above.

Exceptions to this warranty are listed below under the caption "WHAT IS NOT COVERED UNDER EITHER THE DEFECTS OR PERFORMANCE WARRANTIES."

**LIMITATION OF WARRANTIES AND OTHER WARRANTY TERMS AND STATE LAW RIGHTS**

**EXTRA EXPENSES - LIMITATIONS OF DAMAGES**

**This warranty does not cover incidental or consequential damages such as loss of the use of the vehicle, inconvenience or commercial loss.**

ANY IMPLIED WARRANTY OF MERCHANTABILITY AND FITNESS FOR A PARTICULAR PURPOSE SHALL BE LIMITED TO THE DURATION OF THIS WRITTEN WARRANTY.

Some states do not allow the exclusion or limitation of incidental or consequential damages or limitations on how long an implied warranty lasts, so the above limitations or exclusions may not apply to you. This warranty gives you specific legal rights, and you may also have other rights which vary from state to state.

Nissan<sup>1</sup> does not authorize any person to create for it any other warranty, obligation or liability in connection with this vehicle.

**WHAT IS NOT COVERED UNDER EITHER THE DEFECTS OR PERFORMANCE WARRANTIES**

These warranties do not cover:

1. Normal maintenance, service and parts replacement as outlined in the emissions control maintenance instructions of your Owner's Manual.
2. Failures directly as a result of:
  - Failure to perform required emission control maintenance as outlined in your Owner's Manual.
  - Misuse, accident or modification.
  - Improper adjustment or installation of parts during the performance of maintenance services.
  - Tampering with or disconnecting any part affecting vehicle emissions.
  - Fuel, fluids, or lubricants that are contaminated or that do not meet the specification as outlined in your Owner's Manual.
3. In the case of the Performance Warranty, the use of any part not certified in accordance with Federal requirements which is defective or not equivalent from an emissions standpoint to the original equipment part.

4. In the case of the Performance Warranty, costs of determining the cause of a vehicle failing an EPA approved emissions test if such failure is found not to be covered.
5. In the case of the Defects Warranty, parts not supplied by Nissan or damage to other parts caused directly by non-Nissan parts.

**WHAT YOU MUST DO**

In order to obtain warranty service you must deliver the vehicle to an authorized Nissan dealer in the United States at your expense.

You must also maintain your vehicle as outlined in the maintenance instructions in your Nissan Owner's Manual.

**WHAT NISSAN WILL DO**

Warranty repairs will be made at no charge for parts and/or labor, including diagnosis and tax. Any needed parts replacement will be made using new or remanufactured parts.



## OTHER WARRANTY TERMS

### PERFORMANCE WARRANTY CLAIMS PROCEDURE

You may make a claim under the Performance Warranty immediately after the failure of an EPA approved emissions test. You must provide proof of this failure when making your claim.

You will be told whether Nissan will honor your claim within 30 days of the date you make the claim unless a shorter time period is required by law. If your claim is denied, Nissan will notify you in writing of the reason. If we do not notify you within this time period, we will repair your vehicle under this warranty at no cost to you. The time period for notification will not apply if you request a delay or a delay is caused by events not under the control of Nissan dealers.

No claim will be denied under the Performance Warranty because you use a non-Nissan but EPA certified part for maintenance or repair.

### MAINTENANCE SERVICE AND REPLACEMENT PARTS

Important information concerning maintenance service and replacement parts is in the Limited Warranty on Nissan Parts and Accessories section of this booklet.

o = Long Term Federal Emission Parts covered for 96 months/or 80,000 miles.

## MAINTENANCE RECORDS

Receipts covering the performance of regular maintenance should be kept in the event questions arise concerning maintenance. The receipts should be transferred to subsequent owners.

### IF YOU HAVE QUESTIONS

You may obtain further information concerning these warranties by following the procedure outlined in the "CUSTOMER CARE" section of this booklet. In the case of the Performance Warranty, you may also contact or report any violations to the Office of Transportation and Air Quality, Vehicle Compliance Programs Group, U.S. Environmental Protection Agency, Ariel Rios Building (6405J), 1200 Pennsylvania Avenue, N.W, Washington, D.C. 20460

## WARRANTY PARTS LIST

- Fuel injection system
- o Engine control module/onboard diagnostic device
- Oxygen sensor(s)
- Mass air flow sensor
- Intake manifold
- Throttle body
- o Catalytic converter(s)
- Exhaust manifold(s)
- Exhaust tube from manifold to catalytic converter
- o Front exhaust tube with catalytic converter permanently attached

- Camshaft position sensor(s)
- Crankshaft position sensor(s)
- Spark plugs, ignition coil and wires
- Ignition control module
  - o Exhaust manifold with catalytic converter permanently attached
- Evaporative emission control system
- Fuel filler neck restrictor and check valve
- Fuel tank and filler cap
- Idle air control system
- Positive crankcase ventilation system
- Exhaust gas recirculation (EGR) control system
- Pulsed secondary air injection system and valves
- Hoses, clamps, fittings, tubing, sealing gaskets or devices and mounting hardware used in above systems
- Vacuum and temperature sensitive valves and switches used in above systems
- Electronic sensors and controls used in above systems

**The Emission Performance or Defect Warranty may be subject to future governmental administrative action. Nissan reserves the right to change the terms of the warranty to be consistent with these actions. See your dealer for information regarding possible changes.**

The following statement is required to be provided by regulations of the California Air Resources Board.

### **YOUR WARRANTY RIGHTS AND OBLIGATIONS**

The California Air Resources Board is pleased to explain the emission control system warranty on your 2018 vehicle<sup>2</sup>. In California, new motor vehicles must be designed, built and equipped to meet the State's stringent anti-smog standards. Nissan<sup>3</sup> must warrant the emission control system on your vehicle for the periods of time listed below provided there has been no abuse, neglect or improper maintenance of your vehicle.

Your emission control system may include parts such as the fuel-injection system, the ignition system, catalytic converter and engine computer. Also included may be hoses, belts, connectors and other emission-related assemblies.

Where a warrantable condition exists, Nissan will repair your vehicle at no cost to you including diagnosis, parts and labor.

### **MANUFACTURER'S WARRANTY COVERAGE**

For 3 years or 50,000 miles (whichever occurs first):

1. If your vehicle fails a Smog Check inspection, all necessary repairs and adjustments will be made by Nissan to ensure that your vehicle passes the inspection. This is your emission control system PERFORMANCE WARRANTY.
2. If any emission-related part on your vehicle is defective, the part will be repaired or replaced by Nissan. This is your short-term emission control system DEFECTS WARRANTY.

For 7 years or 70,000 miles (whichever occurs first):

If an emission-related part listed in this warranty booklet specially noted with coverage for 7 years or 70,000 miles is defective, the part will be repaired or replaced by Nissan. This is your long-term emission control system DEFECTS WARRANTY.

### **OWNER'S WARRANTY RESPONSIBILITIES**

As the vehicle owner, you are responsible for the performance of the required

maintenance listed in your Owner's Manual. Nissan recommends that you retain all receipts covering maintenance on your vehicle, but Nissan cannot deny warranty solely for the lack of receipts or for your failure to ensure the performance of all scheduled maintenance.

You are responsible for presenting your vehicle to a Nissan dealer as soon as a problem exists. The warranty repairs should be completed in a reasonable amount of time, not to exceed 30 days.

As the vehicle owner, you should also be aware that Nissan may deny you warranty coverage if your vehicle or a part has failed due to abuse, neglect, improper maintenance or unapproved modifications.

If you have any questions regarding your warranty rights and responsibilities, you should contact Nissan's Consumer Affairs Department at 1-800-NISSAN-1 (1-800- 647-7261) or the California Air Resources Board at 9528 Telstar Avenue, El Monte CA 91731.

<sup>1</sup> These warranties apply to all California and 50-state emission equipped 2018 model year Nissan vehicles sold for registration as new vehicles in California, Connecticut, Delaware, Maine, Maryland, Massachusetts, New Jersey, New York, Oregon, Pennsylvania, Rhode Island, Vermont, or Washington only.

<sup>2</sup> Throughout this Limited Emission Control Warranty, "vehicle" means a Nissan model vehicle.

<sup>3</sup> Nissan indicates Nissan North America, Inc., P.O. Box 685003, Franklin, TN 37068-5003 which manufactures and distributes Nissan vehicles in the United States.

The following is Nissan's<sup>2</sup> new vehicle emission control warranty statement for vehicles certified for sale in California and sold for registration as a new vehicle in California, Connecticut, Delaware, Maine, Maryland, Massachusetts, New Jersey, New York, Oregon, Pennsylvania, Rhode Island, Vermont or Washington only.

**LIMITATION OF WARRANTIES AND OTHER WARRANTY TERMS AND STATE LAW RIGHTS**

**EXTRA EXPENSES - LIMITATIONS OF DAMAGES**

**This warranty does not cover incidental or consequential damages such as loss of the use of the vehicle, inconvenience or commercial loss.**

ANY IMPLIED WARRANTY OF MERCHANTABILITY AND FITNESS FOR A PARTICULAR PURPOSE SHALL BE LIMITED TO THE DURATION OF THIS WRITTEN WARRANTY.

Some states do not allow the exclusion or limitation of incidental or consequential damages or limitations on how long an implied warranty lasts, so the above limitations or exclusions may not apply to you. This warranty gives you specific legal rights, and you may also have other rights which vary from state to state.

Nissan<sup>2</sup> does not authorize any person to create for it any other warranty, obligation or liability in connection with this vehicle.

## EMISSIONS DEFECTS WARRANTY

### *WHAT IS COVERED*

**Nissan warrants that your vehicle was designed, built and equipped to conform with all applicable requirements of the California Air Resources Board. This warranty covers any part which affects applicable regulated emission(s).**

Exceptions to this warranty are listed below under the caption "WHAT IS NOT COVERED."

### *HOW LONG IS THE WARRANTY*

This warranty is for 3 years or 50,000 miles, whichever occurs first. Additionally, the components listed under the caption "Long-Term Emission System Defects Warranty Parts List" are covered for 7 years or 70,000 miles, whichever occurs first, and except that the catalytic converter and engine control module (ECM) are warranted for 8 years or 80,000 miles, whichever occurs first. The warranty begins the date the vehicle is delivered to the first retail buyer or put into use, whichever is earlier.

Some items require scheduled replacement before 50,000 miles. These items are warranted only up to the replacement interval. The replacement intervals are outlined in the maintenance instructions in your Nissan Owner's Manual.

<sup>2</sup> Nissan indicates Nissan North America, Inc., P.O. Box 685003, Franklin, TN 37068-5003 which manufactures and distributes Nissan vehicles in the United States.

# 16 CALIFORNIA HYBRID VEHICLE EMISSION CONTROL WARRANTIES<sup>1</sup>

## LONG-TERM EMISSION SYSTEM DEFECTS WARRANTY PARTS LIST

	EGI Wiring Harness	Fuel Tank	Signal Plate	Catalytic Converter <sup>o</sup>	Engine Control Module <sup>o</sup>	Exhaust Manifold w/ Catalytic Converter <sup>o</sup>	HEV Battery <sup>oo</sup>	HEV Control Module <sup>oo</sup>	HEV Power Inverter <sup>oo</sup>
Rogue Hybrid	X	X	X	X	X	X	X	X	X
For information on additional models, please see your Nissan dealer for details									

<sup>o</sup> = Long Term Federal Emission Parts covered for 96 months or 80,000 miles, whichever occurs first.

<sup>oo</sup> = Federal Hybrid Electric Vehicle (HEV) System Parts covered for 96 months or 100,000 miles, whichever occurs first.

(Continued on next page)

## **EMISSIONS PERFORMANCE WARRANTY**

### *WHEN DOES THIS WARRANTY APPLY*

This warranty applies to your 2018 Nissan vehicle only if it fails to pass a California "smog check" test or equivalent.

### *WHAT IS COVERED AND FOR HOW LONG<sup>5</sup>*

Nissan warrants that if your vehicle fails to pass a California "smog check" test, it will make the necessary repairs so that your vehicle will pass. This warranty is for 3 years or 50,000 miles, whichever occurs first. The warranty begins the date the vehicle is delivered to the first retail buyer or the date it is first put in to service, whichever is earlier.

Exceptions to this warranty are listed under the caption "WHAT IS NOT COVERED".

## **WHAT IS NOT COVERED**

These warranties do not cover:

1. Normal maintenance, service and parts replacement as outlined in the emission control maintenance instructions of your Owner's Manual.

2. Failures directly as a result of:

- Lack of performance of required emission control maintenance as outlined in your Owner's Manual.
- Misuse, accident or modification.
- Improper adjustment or installation of parts during the performance of maintenance (non-warranty) services.
- Tampering with or disconnecting any part affecting vehicle emissions.
- Fuel, fluids, or lubricants that are contaminated or that do not meet the specification as outlined in your Owner's Manual.

3. In the case of the Performance Warranty, the use of any non-Nissan part not certified in accordance with Federal requirements which is defective or not equivalent from an emissions stand point to the original equipment part.

4. In the case of the Defects Warranty, parts not supplied by Nissan or damage to other parts caused directly by non-Nissan parts.

5. In the case of the Performance Warranty, costs of determining the cause of a vehicle failing a California "smog check" test if such failure is found not to be covered.

## **WHAT YOU MUST DO**

In order to obtain warranty service you must deliver the vehicle to any authorized Nissan dealer in the United States at your expense. You are responsible for the required maintenance on your vehicle as outlined in the maintenance instructions in your Nissan Owner's Manual. Nissan recommends that you retain all receipts covering maintenance on your vehicle, but Nissan cannot deny warranty solely for the lack of receipts or for your failure to ensure the performance of all scheduled maintenance.

## **WHAT NISSAN WILL DO**

Warranty repairs will be made at no charge for parts and/or labor, including diagnosis and tax. Any needed parts replacement will be made using new or remanufactured parts.

## **OTHER WARRANTY TERMS**

### ***PERFORMANCE WARRANTY CLAIMS PROCEDURE***

You may make a claim under the Performance Warranty immediately after the failure of a "smog check" test. You must provide proof of this failure when making your claim in order to avoid additional "smog check" test charges.

You will be told whether Nissan will honor your claim within 30 days of the date you make the claim, unless a shorter time period is required by law. If your claim is denied, Nissan will notify you in writing of the reason. If we do not notify you within this time period, we will repair your vehicle under this warranty at no cost to you. The time period for notification will not apply if you request a delay or a delay is caused by events not under the control of Nissan dealers. No claim will be denied under the Performance Warranty because you use a certified part for maintenance or repair.

### ***MAINTENANCE SERVICE AND REPLACEMENT PARTS***

Important information concerning maintenance service and replacement parts is in the Limited Warranty on Nissan Replacement Parts and Accessories section of this booklet. No warranty claim will be denied solely because a non-Nissan part was used for maintenance or repair.

### ***CALIFORNIA VEHICLE INSPECTION PROGRAM***

Under this program, if your vehicle fails a "smog check" test, you may choose to have diagnosis of the failure and repairs made at a Nissan dealer or at another service facility. If the inspection failure is the result of a condition covered by these warranties, you must take your vehicle to an authorized Nissan dealer for warranty repairs. This includes parts, labor and diagnosis. You must pay for diagnostic costs if performed at another service facility except in the case of emergency repairs as outlined below.

You must pay for all diagnostic and repair costs of an inspection failure as required by law if the failure was caused by conditions not covered by these warranties. If the failure is the result of a combination of conditions, you must pay for only the diagnostic and repair costs related to items not covered by these warranties.

After the 3 year/50,000 mile performance warranty has passed, a "smog check" test failure due to a defect in a part which is warranted for 7 years/70,000 miles is covered.

### ***EMERGENCY REPAIRS***

In case of an emergency, when an authorized Nissan dealer is not reasonably available, warranty repairs may be performed at any service facility or by the owner using any replacement parts. Nissan will reimburse you for such repairs, including diagnosis, up to the amount of Nissan's suggested retail price for parts and labor charges based on Nissan's recommended time allowance for the warranty repair and the geographically appropriate hourly labor rate. A part not being available or a repair not being complete within 30 days also constitutes an emergency. You must take the replaced part and paid receipts to an authorized Nissan dealer for repayment in such emergency situations.

### ***MAINTENANCE RECORDS***

Receipts covering the performance of regular maintenance are not required but should be kept in the event questions arise concerning maintenance. The receipts should be transferred to subsequent owners.

## *IF YOU HAVE QUESTIONS*

You may obtain further information concerning these warranties by following the procedure outlined in the "CUSTOMER CARE" section of this booklet. You may also contact or report any violations to the Office of Transportation and Air Quality, Vehicle Compliance Programs Group, U.S. Environmental Protection Agency, Ariel Rios Building (6405J), 1200 Pennsylvania Avenue, N.W, Washington, D.C. 20460 or the Chief, Mobile Source Division, Air Resources Board, 9528 Telstar Ave., El Monte, CA. 91731.

## *OTHER OBLIGATIONS*

Nissan does not authorize any person to create for it any other warranty, obligation or liability in connection with this vehicle.

**Warranty for 2018 vehicles certified for sale in California may be subject to future governmental administrative or judicial action. As a result, this warranty may be changed because Nissan reserves the right to, and, will make those changes required by future law, regulation, or judicial or administrative action in order to be consistent with such governmental actions.**

### WHO IS THE WARRANTOR

Nissan<sup>1</sup> warrants all parts of your 2018 Nissan vehicle seat belt system supplied by Nissan.

### WHAT IS COVERED AND FOR HOW LONG

This warranty covers any Nissan supplied seat belt or related component, that fails to function properly during normal use within ten (10) years of the date the vehicle is delivered to the first retail buyer or put into service, whichever is earlier. Warranty repairs are free of charge for parts and labor.

### OBTAINING WARRANTY SERVICE

You must take the vehicle to an authorized Nissan dealer in the United States or Canada during regular business hours at your expense in order to obtain warranty service. The names and addresses of authorized Nissan dealers are listed in telephone directories.

### WHAT IS NOT COVERED

- Damage or failure due to misuse, alteration, accident or collision damage. (Proper use is outlined in your Owner's Manual).
- Color fading, spotting or other cosmetic items when the belt is otherwise functioning properly.
- Air bags and related electronic control systems which are covered by the Powertrain warranty.

### LIMITATION OF WARRANTIES AND OTHER WARRANTY TERMS AND STATE LAW RIGHTS

#### EXTRA EXPENSES - LIMITATIONS OF DAMAGES

**This warranty does not cover incidental or consequential damages such as loss of the use of the vehicle, inconvenience or commercial loss.**

ANY IMPLIED WARRANTY OF MERCHANTABILITY AND FITNESS FOR A PARTICULAR PURPOSE SHALL BE LIMITED TO THE DURATION OF THIS WRITTEN WARRANTY.

Some states do not allow the exclusion or limitation of incidental or consequential damages or limitations on how long an implied warranty lasts, so the above limitations or exclusions may not apply to you. This warranty gives you specific legal rights, and you may also have other rights which vary from state to state.

Nissan<sup>1</sup> does not authorize any person to create for it any other warranty, obligation or liability in connection with this vehicle.



## WHO IS COVERED

The owner of a BFGoodrich Passenger or Light Truck tire which bears the BFGoodrich name and complete DOT identification number.

### *WHAT IS COVERED AND FOR HOW LONG*

BFGoodrich Passenger and Light Truck tires, used in normal service on the vehicle on which they were originally fitted and in accordance with the maintenance recommendations and safety warnings contained in the Owner's Manual and in the Important Tire Safety Information Section of this booklet, are covered by this limited warranty against defects in workmanship and material for the life of the original usable tread, or 6 years from the date of purchase, whichever comes first. At that time, all warranties, express or implied, are terminated. The usable tread is the original tread down to the level of the tread wear indicators - 2/32nds of an inch (1.6mm) of tread remaining. Date of purchase is documented by new vehicle registration or tire sales invoice. If no proof of purchase is available, the date of manufacture, as molded on the sidewall, will be used. Replacement will be made in accordance with the terms and conditions described under "What BFGoodrich Will Do".

## WHAT IS NOT COVERED

Tires which become unserviceable due to:

- Road hazard injury (e.g., a cut, snag, bruise, impact damage, or puncture, whether repairable or not);
- Incorrect mounting of the tire, tire/wheel imbalance, or improper repair;
- Misapplication, underinflation, overinflation, improper maintenance, racing or other abuse;
- Uneven or rapid wear which is caused by mechanical irregularity in the vehicle such as wheel misalignment (a measured tread difference of 2/32nds of an inch (1.6mm) or more across the tread on the same tire) resulting in uneven or rapid wear;
- Accident, fire, chemical corrosion, tire alteration, or vandalism;
- Ozone or weather cracking;
- Flat spotting caused by improper storage or brake-lock;
- The adding of liquid, solid or gaseous materials other than air, nitrogen, or carbon dioxide (e.g. waterbase sealers or balancing substances).

## WHAT BFGOODRICH WILL DO

### *PASSENGER AND LIGHT TRUCK TIRES*

A tire which becomes unserviceable due to a condition covered by this limited warranty will be replaced with a comparable new BFGoodrich tire, free of charge, when 2/32nds of an inch (1.6mm) or less of the original tread is worn, (or 25% or less, whichever is most beneficial to the user) and within 12 months of the date of purchase. Mounting and balancing of tires is included. The cost of any other service charges and applicable taxes are payable by the user.

When more than 2/32nds of an inch of original tread has been worn (or more than 25%, whichever is most beneficial to the user) or after 12 months from date of purchase, the user must pay the cost of a comparable new BFGoodrich passenger or light truck replacement tire on a pro rata basis. The dealer shall determine the charge by multiplying the percentage of the original usable tread worn by the current actual selling price at the adjustment location or the price on the current BFGoodrich Brand Base Price List, whichever is lower. This List is based on a predetermined price intended to fairly represent the actual selling price of the tire. The cost of mounting, balancing and any other service charges and applicable taxes are payable by the user.

**(Continued on next page)**

**WHAT THE CONSUMER MUST DO**

When making a claim under the terms of this limited warranty, the consumer must present the tire to an authorized BFGoodrich Dealer. To locate an Authorized Tire Dealer, check the yellow pages under "Tire Dealers - Retail."

The vehicle on which the tire was used should be available for inspection.

It is essential that you read and understand the safety and maintenance recommendations (see Safety Maintenance Information) for your tires.

**CONDITIONS AND EXCLUSIONS**

THIS LIMITED WARRANTY DOES NOT PROVIDE COMPENSATION FOR LOSS OF TIME, LOSS OF USE OF VEHICLE, INCONVENIENCE, INCIDENTAL, OR CONSEQUENTIAL DAMAGE.

TIRES PRESENTED FOR CLAIM REMAIN THE PROPERTY OF THE CONSUMER AND BFGOODRICH BRAND ACCEPTS NO RESPONSIBILITY FOR LOSS OF, OR DAMAGE TO, TIRES WHICH ARE IN THE CUSTODY OR CONTROL OF A BFGOODRICH TIRE DEALER FOR THE PURPOSE OF INSPECTION FOR WARRANTY ADJUSTMENT. IN THE EVENT OF A DISPUTED CLAIM, THE CONSUMER MUST MAKE THE TIRE AVAILABLE FOR FURTHER INSPECTION.

NO BFGOODRICH REPRESENTATIVE, EMPLOYEE OR DEALER HAS THE AUTHORITY TO MAKE OR IMPLY ANY REPRESENTATION, PROMISE OR AGREEMENT, WHICH IN ANY WAY VARIES THE TERMS OF THIS WARRANTY.

THIS LIMITED WARRANTY APPLIES ONLY IN THE UNITED STATES AND CANADA.

**CONSUMER RIGHTS**

THIS LIMITED WARRANTY GIVES YOU SPECIFIC LEGAL RIGHTS, AND YOU MAY ALSO HAVE OTHER RIGHTS WHICH VARY FROM STATE TO STATE AND PROVINCE TO PROVINCE.

**SAFETY MAINTENANCE INFORMATION**

Read your vehicle owners manual, the information on the sidewall of your tires, the vehicle tire information placard and the Important Tire Safety Information section of this booklet for essential safety and maintenance information.

**THE WARRANTOR**

The warrantor of BFGoodrich Tires is Michelin North America, Inc. 1 Parkway South, P.O. Box 19001, Greenville, South Carolina 29602-9001.

For Consumer Assistance, Please Call Toll Free:

1-877-788-8899 (U.S.)

1-888-871-6666 (Canada)

[www.bfgoodrichtires.com](http://www.bfgoodrichtires.com) (U.S.)

[www.bfgoodrich.ca](http://www.bfgoodrich.ca) (Canada)

Or Write:

Consumer Care

P.O. Box 19026, Greenville, SC 29602-9026

**DANGER**

Disregarding any of the safety precautions and instructions contained in the Owner's Manual or the Important Tire Safety Information in this booklet may result in tire failure or explosion causing serious personal injury or death.

## ORIGINAL EQUIPMENT PASSENGER AND LIGHT TRUCK TIRES INCLUDING RFT TIRES WITH RUN-FLAT TECHNOLOGY ELIGIBILITY

This Limited Warranty covers BRIDGESTONE and FIRESTONE brand passenger and light truck tires, including RFT and temporary spare tires, originally installed by the vehicle manufacturer on a new vehicle. You are covered under the terms of this Limited Warranty if the tire was produced after July 4, 2004 (DOT serial 2704 or later) and has been used only on the vehicle on which it was originally installed in noncommercial service.

## WHAT IS WARRANTED AND FOR HOW LONG

Before wearing down to 2/32 inch (1.6 mm) remaining original tread depth (i.e. worn down to the top of the built-in indicators in the tread grooves) and within 6 years from the date of purchase (proof of purchase date required; without proof of purchase date, then within 6 years from the date of tire manufacture), for any reason other than those excluded in the section entitled "What This Limited Warranty Does Not Cover," any eligible tire that becomes unusable for any reason within the manufacturer's control will be replaced with an equivalent new tire on the basis set forth in this Limited Warranty.

## WHAT THE WARRANTY DOES NOT COVER

This Limited Warranty does not cover the following:

1. Tire damage or irregular wear due to:
  - A. **Road hazards**, including, without limitation: Puncture, cut, impact break, stone drill, bruise, bulge, snag, etc.
  - B. **Improper use or operation**, including, without limitation: Improper inflation pressure, overloading, tire/wheel spinning, use of an improper wheel, tire chain damage, misuse, misapplication, negligence, tire alteration, or for racing or competition purposes.
  - C. **Insufficient or improper maintenance**, including, without limitation: Failure to rotate tires as recommended in this manual, wheel misalignment, worn suspension components, improper tire mounting or demounting, tire/wheel assembly imbalance, or other vehicle conditions, defects, or characteristics.
  - D. **Contamination or degradation** by petroleum products or other chemicals, fire or other externally generated heat, or water or other material trapped inside the tire during mounting or inflation.

- E. **Improper repair**. Improper repair voids this Limited Warranty.
  - F. **For RFT tires only, improper run-flat or low tire pressure operation**, including, without limitation: Exceeding speed, distance, or other run-flat/low pressure operation limitations.
2. Rapid tread wear or wear-out. Original equipment tires have no mileage warranty.
  3. Weather/ozone cracking after 4 years from date of tire manufacture.
  4. Ride disturbance or vibration after 1/32 inch (0.8 mm) of tread wear use.
  5. Tires with sealant, balance, or other filler material that was not originally applied or inserted by the tire manufacturer.
  6. Tires used in commercial service.
  7. Tires purchased and normally used outside the United States and Canada.
  8. The cost of applicable federal, state, and local taxes.
  9. Failure to follow any of the safety and maintenance recommendations or warnings contained in this manual.

This Limited Warranty is in addition to and/or may be limited by any other applicable written warranty you may have received concerning special tires or situations.

**(Continued on next page)**

**REPLACEMENT PRICE**

Radial passenger and light truck tires adjusted under this Limited Warranty will be replaced free of charge during the first 25% of tread wear or within 12 months from the date of purchase (proof of purchase date required; without proof of purchase date, then within 12 months from the date of tire manufacture), whichever occurs first. During the free replacement period, mounting and balancing are included free of charge.

To determine the replacement price after the free tire replacement period, the percent of used tread wear is multiplied by the current selling price for the replacement tire(s). The appropriate taxes, mounting, balancing, disposal fee, and other service charges may be added to the adjustment replacement price.

In Canada, the tire will be adjusted at dealerships (subject to dealer discretion) at a predetermined "Adjustment Price."

**REPLACEMENT WARRANTY**

If you receive a replacement tire under this Limited Warranty, it will be covered by the manufacturer's warranty, if any, given on that tire at that time.

**WHERE TO GO**

Tire adjustments under this Limited Warranty will only be made at an authorized Bridgestone Firestone retailer. Consult a phone directory (often listed in

the Yellow Pages under Tire Dealers or the internet at [www.bridgestonetire.com](http://www.bridgestonetire.com) for the location nearest you.

**CONSUMER RIGHTS**

This Limited Warranty gives you specific legal rights, and you may also have other rights which vary from state to state or in Canada from province to province.

**CONDITIONS AND EXCLUSIONS**

To the extent permitted by law, Bridgestone Firestone North American Tire, LLC disclaims all other warranties, including but not limited to the implied warranties of merchantability and fitness for a particular purpose and any liability for inconvenience, incidental, or consequential damages, loss of time, loss of vehicle use or, inconvenience. Some states do not allow the exclusion or limitation of incidental or consequential damages, so the above limitation or exclusion may not apply to you.

This Limited Warranty applies only to consumers actually using the tire in the United States and Canada. For warranty conditions outside the United States and Canada, see your local Bridgestone Firestone distributor.

Obligations under this policy may not be enlarged or altered by anyone.

In accordance with Federal Law, this Limited Warranty has been designated as a Limited Warranty." Nothing in this Limited

Warranty is intended to be a representation that tire failures cannot occur. This Limited Warranty is given in the United States by Bridgestone Firestone North American Tire, LLC, 535 Marriott Dr., Nashville, TN 37214 and in Canada by Bridgestone Firestone Canada Inc., 5770 Hurontario St., Suite 400, Mississauga, Ontario, Canada L5R 3G5.

**OWNER'S OBLIGATIONS**

In order to keep this Limited Warranty valid, we require you to have your tires regularly inspected and rotated per the vehicle Owner's Manual and to furnish proof of same in order to receive an adjustment. Such proof should show the date, mileage, and servicing location. A sales receipt containing this information will suffice. It is your obligation to maintain proper tire inflation pressures as specified by the vehicle manufacturer and to operate the vehicle within tire/vehicle load capacity and speed limitations. It is also your obligation to maintain proper wheel alignment and tire/wheel assembly balance. To request an adjustment, you must present the tire to an authorized Bridgestone Firestone retailer. Complete and sign the customer section of the Bridgestone Firestone North American Tire, LLC Limited Warranty adjustment form and pay appropriate replacement price, taxes, disposal fee, and service charges, if any.

**(Continued on next page)**

**ARBITRATION**

You and Bridgestone Firestone North American Tire, LLC agree that all claims, disputes, and controversies between you and it, including any of its agents, employees, successors, or assigns, arising out of or in connection with this Limited Warranty, or any other warranties, express or implied, including a failure of warranty and the validity of this arbitration clause, but excluding claims for personal injury or property damage, shall be resolved by binding arbitration between you and it, according to the formal dispute resolution procedures of the National Arbitration Forum, under the Code of Procedure then in effect. This arbitration will be conducted as a document hearing. If you request any procedures beyond a document hearing, you will be responsible for all fees, including filing and administrative fees, above and beyond the fees required for document hearings. The arbitration between you and Bridgestone Firestone North American Tire, LLC shall not include any other customers, be combined or consolidated in any fashion with arbitrations involving other customers, or proceed in any form of class action in which the claims of numerous customers are considered together. Any award of the arbitrator(s) may be entered as a judgment in any court of competent jurisdiction. The arbitrators will have no authority to award punitive or other damages not measured by the prevailing

party's actual damages, except as may be required by statute. Information may be obtained and claims may be filed at any office of the National Arbitration Forum or at P.O. Box 50191, Minneapolis, MN 55405.

**THE WARRANTOR**

The warrantor of Bridgestone and Firestone tires is:  
Bridgestone Firestone North American Tire LLC  
535 Marriott Dr.  
Nashville, TN 37214

Please contact Bridgestone Firestone for a copy of their "Tire Maintenance, Safety and Warranty Manual".

For Customer Assistance:  
1-800-847-3272

**SAFETY INFORMATION**

Any tire, no matter how well constructed, may fail in use as a result of punctures, impact damage, improper inflation, overloading, or other conditions resulting from use or misuse. Tire failure may create a risk of serious personal injury or property damage. To reduce risk of tire failure, we strongly recommend you read and follow all safety information contained in the Important Tire Safety Information section contained in this booklet, the tire placard in the vehicle or the Owner's Manual.

## HIGHWAY AUTO AND LIGHT TRUCK TIRE REPLACEMENT AND ADJUSTMENT POLICY (EXCLUDES GOODYEAR UNISTEEL® RADIAL LIGHT TRUCK TIRES)

### WHO IS ELIGIBLE?

You are eligible for the benefits of this Limited Warranty if you meet all the following criteria:

- You are the owner or authorized agent of the owner of new Goodyear or Dunlop highway auto or light truck tires supplied as Original Equipment on your vehicle.
- Your tires bear Department of Transportation prescribed tire identification numbers.
- Your tires have been used only on the vehicle on which they were originally installed according to the vehicle manufacturer or Goodyear's recommendations.
- Your tires were purchased on or after September 1, 2012.

Light truck tires are defined as all tires identified with the "LT" designation in the sidewall stamping.

### WHAT IS COVERED AND FOR HOW LONG?

#### FREE TIRE REPLACEMENT

Any new Goodyear or Dunlop highway radial auto or radial light truck tire, covered by this policy, removed from service due to a covered warranty condition during the first 2/32" of usable treadwear or twelve months from date of purchase, whichever comes first, will be replaced with a comparable new Goodyear or Dunlop tire at no charge, including mounting and balancing. (Without proof of purchase the date of manufacture will be used to determine eligibility.)

#### ALL OTHER HIGHWAY AUTO OR LIGHT TRUCK TIRES

Any new Goodyear or Dunlop highway auto or light truck tire, other than radial auto, radial light truck tires, removed from service due to a covered warranty condition during the first 1/32" of usable treadwear will be replaced with a comparable new Goodyear or Dunlop tire at no charge, including mounting and balancing.

#### TEMPORARY SPARE TIRES

Any Goodyear or Dunlop temporary spare tire removed from service due to a covered warranty condition during the first 50% of usable treadwear (1/32") will be replaced with a comparable new Goodyear or Dunlop temporary spare tire at no charge, including mounting.

### PRORATED ADJUSTMENT

Tires not eligible for free replacement that are removed from service due to a covered warranty condition will be replaced with a comparable new Goodyear or Dunlop tire on a prorated basis for up to six (6) years from the date of original new tire purchase or when the treadwear indicators become visible (worn to 2/32"), whichever occurs first. (Without proof of purchase the date of manufacture will be used to determine eligibility.)

### HOW WILL PRORATED CHARGES BE CALCULATED?

Replacement price will be calculated by multiplying the tire's advertised retail selling price at the time of adjustment by the percentage of usable original tread that has been worn off. You pay for mounting and balancing, and an amount equal to the current Federal Excise Tax (F.E.T. - U.S. only) any other applicable taxes and government mandated charges.

EXAMPLE: If your disabled tire had an original 8/32" of usable treadwear and is worn to 4/32" usable tread remaining, you have used 50%, and therefore must pay 50% of the advertised retail selling price of the comparable tire.

(Continued on next page)

In addition, you must pay an amount equal to the full current Federal Excise Tax (U.S. only) or any other applicable taxes and government-mandated charges for the comparable new replacement tire at the time of adjustment. If the price of the new comparable tire is \$80, the cost to you would be \$40 plus F.E.T. (U.S. only) plus any other applicable taxes and government mandated charges.

### WHAT IS A COMPARABLE TIRE?

A "comparable" new Goodyear or Dunlop tire will be the same brand tire and may either be the same line of tire or, in the event that the tire is not available, the same brand tire with the same basic construction and quality with a different sidewall or tread configuration. If a higher priced tire is accepted as replacement, the difference in price will be at an additional charge to you.

Any replacement tire provided pursuant to this warranty will be covered by the Goodyear or Dunlop warranty in effect at the time of replacement.

### ADDITIONAL PROVISIONS

A tire has delivered its full original tread life and the coverage of this limited warranty ends when the treadwear indicators become visible (worn to 2/32"), or six (6) years from the date of new tire purchase, whichever occurs first. (Without proof of purchase the date of manufacture will be used to determine eligibility.)

### LIMITATIONS

This limited warranty is applicable only in the United States and Canada.

### WHAT IS NOT COVERED BY THIS WARRANTY?

This limited warranty does not cover the following:

- Tires submitted for ride disturbance complaints that are worn beyond the first two thirty-seconds of an inch (2/32") tread depth or tires submitted for ride disturbance due to damaged wheels or any vehicle condition.
- Goodyear & Dunlop do not warrant or give credit in any adjustment transaction for any kind of material added to a tire (e.g., tire fillers, sealants, balancing substances) after the tire leaves a factory producing Goodyear or Dunlop tires, nor will it adjust any tire that has failed as a result of adding such material.
- Irregular wear or damage due to mechanical condition of the vehicle, improper inflation, overloading, high speed spin-up, misapplication, misuse, negligence, racing, use of tire chains, improper mounting or demounting, improper repair, wreck, collision or fire.
- Road hazards (includes, but not limited to, punctures, cuts, snags, impact breaks, etc.).

- Any tire that, after leaving a factory producing Goodyear or Dunlop tires, has been intentionally altered to change its appearance (e.g., white inlay on a black tire or regrooved).
- Tires with weather-cracking that were purchased more than four (4) years prior to presentation for adjustment or, if purchase date cannot be verified, manufactured more than four years prior to presentation for adjustment.
- Tires removed from service due to improper repairs.
- Temporary spare tires used on vehicles used in racing and on passenger cars in special applications such as police pursuit service.
- Goodyear Unisteel Commercial Radial Light Truck Tires.
- Loss of time, inconvenience, loss of vehicle use, incidental or consequential damages.
- Tires supplied as Original Equipment are not eligible for any tread life warranty consideration.
- Cosmetic weather checking.
- Low tire pressure-monitoring system - refer to vehicle manufacturer's warranty.

(Continued on next page)

## WHAT ARE YOUR LEGAL RIGHTS?

No Representative or Dealer has authority to make any representation, promise, or agreement on behalf of Goodyear or Dunlop except as stated herein.

Any tire, no matter how well constructed, may fail in service or otherwise become unserviceable due to conditions beyond the control of the manufacturer. Under no circumstances is this warranty a representation that a tire failure cannot occur.

This warranty gives you specific legal rights and you may also have other rights that vary from state to state or province to province.

**DISCLAIMER: THIS WARRANTY IS IN LIEU OF, AND GOODYEAR HEREBY DISCLAIMS, ANY AND ALL OTHER WARRANTIES AND REPRESENTATIONS, EXPRESS OR IMPLIED, INCLUDING WITHOUT LIMITATION ANY WARRANTY OF MERCHANTABILITY OR FITNESS FOR A PARTICULAR PURPOSE, AND NO OTHER WARRANTY OR REPRESENTATION OF ANY KIND IS MADE BY GOODYEAR OR SHALL BE IMPLIED BY LAW.**

**LIMITATION OF DAMAGES: IN NO EVENT AND UNDER NO CIRCUMSTANCE SHALL GOODYEAR BE LIABLE TO THE BUYER FOR ANY INDIRECT, SPECIAL, INCIDENTAL, CONSEQUENTIAL, LOST PROFIT, LOSS OF BUSINESS, LOSS OF GOODWILL OR REPUTATION, PUNITIVE OR OTHER DAMAGE,**

**COST (INCLUDING FOR REPLACEMENT TRANSPORTATION), EXPENSE OR LOSS OF ANY KIND. SOME STATES DO NOT ALLOW THE EXCLUSION OR LIMITATION OF INCIDENTAL OR CONSEQUENTIAL DAMAGES, SO THE ABOVE LIMITATION OR EXCLUSION MAY NOT APPLY TO YOU.**

## HOW DO YOU OBTAIN AN ADJUSTMENT?

- A. You must present the tire to be adjusted to an authorized Goodyear or Dunlop service facility. Tires replaced on an adjustment basis become the property of The Goodyear Tire & Rubber Company, Goodyear Dunlop Tires North America, Ltd. or Goodyear Canada Inc.
- B. You must pay for taxes and any additional services you order at the time of adjustment plus any additional service that may be unique to your application, e.g. Tire Pressure Monitoring System.
- C. You must submit your claim on an approved claim form supplied by an authorized Goodyear or Dunlop service facility. The form must be filled out completely and signed, where you the owner or your authorized agent presented the tire for adjustment.

## SAFETY WARNINGS

Property damage, serious injury or death may result from:

- **TIRE FAILURE DUE TO UNDERINFLATION/ OVERLOADING / MISAPPLICATION.**  
Follow the vehicle owner's manual or tire placard in vehicle.
- **TIRE FAILURE DUE TO IMPACT DAMAGE / IMPROPER MAINTENANCE.**  
Tires should be inspected regularly by a qualified technician for signs of damage, such as punctures or impacts.
- **TIRE FAILURE DUE TO IMPROPER REPAIRS.**  
See Rubber Manufacturer's Association (RMA) established repair procedures at [www.rma.org](http://www.rma.org) and/or go to [www.goodyear.com](http://www.goodyear.com) for information on proper repair procedures.
- **EXPLOSION OF TIRE/RIM ASSEMBLY DUE TO IMPROPER MOUNTING.**  
Only specially-trained persons should mount tires. When mounting tires, use safety cage and clip-on extension air hose to inflate.
- **FAILURE TO MOUNT RADIAL TIRES ON APPROVED RIMS.**
- **FAILURE TO DEFLATE SINGLE OR DUAL ASSEMBLIES COMPLETELY BEFORE DEMOUNTING.**

(Continued on next page)



■ **TIRE SPINNING.**

On slippery surfaces such as snow, mud, ice, etc., do not spin tires in excess of 35 mph (55 kph), as indicated on the speedometer.

■ **EXCESSIVE WHEEL SPINNING.**

This can also result in tire disintegration or axle failure.

**⚠ WARNING**

Vehicle handling, traction, ride comfort and other performance parameters may be significantly affected by a change in tire size or type. Before replacing tires, always consult and follow the vehicle Owner's Manual because some vehicle manufacturers prohibit changing tire size. When selecting tires that are different from the original equipment size make certain: (1) The tires have adequate load carrying capacity based on the vehicle placard, (2) The tires have sufficient inflation pressure to carry the load and (3) There is proper clearance with no interference points between the tire and vehicle. The consumer must be aware to always drive safely and obey all traffic laws. Avoid sudden, sharp turns or lane changes. Failure to follow any of these warnings may result in loss of control of the vehicle, leading to an accident and serious injury or death.

**TIRE CARE AND MAINTENANCE GUIDE**

The easiest way to help ensure satisfactory

mileage and performance from your Goodyear or Dunlop tires is to give them a simple but frequent (at least monthly) inspection for proper inflation, even treadwear, and the presence of any damage.

**DO MAINTAIN PROPER INFLATION PRESSURE IN YOUR TIRES**

Proper inflation pressure is necessary for optimum tire performance, safety and fuel economy. Check inflation pressures at least once a month and before long trips. Use an accurate tire pressure gauge. Always check pressures when the tires are cold (when the vehicle has been driven less than one mile). If you must check inflation when the tires are hot, add 4 psi (27 kPa) to the recommended cold inflation pressure. It is difficult to tell just by looking at radial tires whether they are underinflated.\*

Furthermore, when operating a vehicle equipped with radial tires, it is difficult to notice when a tire has gone flat or nearly flat since the "feel" of the vehicle does not change significantly.

**\*Evidence of air loss or repeated underinflation always requires expert inspection to determine the source of leakage and tire removal to determine repairability.** To avoid injury, NEVER attempt to reinflate a tire that has been run severely underinflated.

Progressive air loss may result from

punctures, cuts, curbing, impacts or partial bead unseating. Some fitment causes for air loss are (1) incomplete bead seating, (2) bead tearing caused by a machine tool due to insufficient lubrication or improper adjustment, (3) leaking valve core or rubber valve components should be replaced when problems are detected and whenever tires are replaced.

**Always maintain inflation pressure at the level recommended by the vehicle manufacturer as shown on the vehicle placard, vehicle certification label or in the vehicle Owner's Manual:**

Underinflation is the leading cause of tire failure and may result in severe cracking, component separation or "blowout." It reduces tire load capacity, allows excessive sidewall flexing and increases rolling resistance, resulting in heat and mechanical damage. Maintaining proper inflation pressure is the single most important thing you can do to promote tire durability and maximize tread life.

Overinflation increases stiffness, which may deteriorate ride and generate unwanted vibration. Overinflation also increases the chances of impact damage.

**DON'T OVERLOAD YOUR VEHICLE OR TIRES**

Check your vehicle Owner's Manual to determine the load limits. Overloading your vehicle places stress on your tires

**(Continued on next page)**

and other critical vehicle components. Overloading a vehicle can cause poor handling, increased fuel consumption and may cause tire failure. Overloading your tires can result in severe cracking, component separation or "blowout".

Never fit your vehicle with new tires that have less load capacity than shown on the vehicle tire placard and remember that optimum rim width is important for proper tire load distribution and function.

The maximum load capacity stamped on the sidewalls of P-Metric & European Metric tires is reduced by 10% when used on a light truck, utility vehicle or trailer. Never fit P-Metric or European Metric tires to light trucks that specify LT-type replacement tires.

### **DON'T SPIN YOUR TIRES EXCESSIVELY**

Avoid excessive tire spinning when your vehicle is stuck in snow, ice, mud or sand. The centrifugal forces generated by a free-spinning tire/wheel assembly may cause sudden tire explosion resulting in vehicle damage and/or serious personal injury to you or a bystander. Never exceed 35 mph/55 km/h, as indicated on your speedometer. Use a gentle backward and forward rocking motion to free your vehicle for continued driving. Never stand near or behind a tire spinning at high speeds. For example, while attempting to push a

vehicle that is stuck or when an on-the-car spin balance machine is in use.

### **DO CHECK YOUR TIRES FOR WEAR**

Always remove tires from service when they reach two thirty-seconds of an inch (2/32) remaining tread depth. All new tires have treadwear indicators which appear as smooth banks in the tread grooves when they wear to the two thirty-seconds of an inch (2/32) level. Many wet weather accidents result from skidding on bald or nearly bald tires. Excessively worn tires are also more susceptible to penetrations.

### **DO CHECK YOUR TIRES FOR DAMAGE**

Frequent (at least monthly) inspection of your tires for signs of damage and their general condition is important for safety. If you have any questions, have your tire Dealer inspect them. Impacts, penetrations, cracks, knots, bulges or air loss always require tire removal and expert inspection. Never perform a temporary repair or use an inner tube as a substitute for a proper repair. Only qualified persons should repair tires.

### **PROPER TIRE REPAIR NOTE:**

Goodyear and Dunlop do not warrant any inspection or repair process. The repair is entirely the responsibility of the repairer and should be made in accordance with established Rubber Manufacturers Association (RMA) procedures.

### **TIRE PRESSURE MONITORING SYSTEM ALERT**

Refer to your vehicle Owner's Manual for more information on what to do if the tire pressure warning system activates.

### **THE CONVENIENCE (TEMPORARY) SPARE**

The Convenience (Temporary) Spare is designed, built, and tested to the high engineering standards set by North America's leading car manufacturers and to Goodyear and Dunlop's own high standards of quality control. It is designed to take up a minimum of storage space and, at the same time, fulfill the function of a spare tire when needed. The spare is kept in its storage space, fully inflated at 60 psi. To be sure it is always ready for use, the air pressure should be checked on a regular basis.

The Convenience (Temporary) Spare can be used in combination with the original tires on your vehicle. You can expect a tire tread life of up to 3,000 miles (4,800 kilometers), depending on road conditions and your driving habits. To conserve tire tread life, return the spare to the storage area as soon as it is convenient to have the standard tire repaired or replaced.

The Convenience (Temporary) Spare weighs less than a standard tire so it's easier to handle. It also helps reduce the total car weight which contributes to fuel economy.

**(Continued on next page)**

The wheels used with the Convenience (Temporary) Spare are specifically designed for use with high pressure spares and should never be used with any other type tire.

### **DON'T ATTEMPT TO MOUNT YOUR OWN TIRES**

Serious injury or Death may result from explosion of tire/ rim assembly due to improper mounting procedures. Follow tire manufacturer's instructions and match tire diameter to rim diameter. Mount light truck radials on rims approved for radial service. Do not apply bead sealer. This can inhibit bead seating. Lubricate beads and tire rim (including tube or flap) contact surfaces. Lock assembly on mounting machine or place in safety cage. STAND BACK and never exceed 40 psi to seat beads. Never use a volatile substance or a rubber "donut" (also known as a bead expander or "O-Ring") to aid bead seating. Only specially-trained persons should mount tires.

### **DON'T MIX TIRES OF DIFFERENT SIZES AND TYPES ON THE SAME AXLE**

For optimum handling and control, Goodyear and Dunlop recommend fitment of four (4) tires of the same type and size unless otherwise specified by the vehicle manufacturer.

### **⚠ WARNING**

Before you replace your tires, always consult the vehicle Owner's Manual and follow the vehicle manufacturer's replacement tire recommendations. Vehicle handling may be significantly affected by a change in tire size or type. When selecting tires that are different than the Original Equipment size, see a professional installer in order to make certain that proper clearance, load carrying capacity and inflation pressure is selected. Never exceed the maximum load capacity and inflation pressure listed on the sidewall of the tire. Always drive safely and obey all traffic laws. Avoid sudden, sharp turns or lane changes. Failure to follow this warning may result in loss of control of the vehicle, leading to an accident and serious injury or death.

When replacing tires, you must maintain the outside diameter and load carrying capacity of the Original Equipment tire. Inflation pressure may need to be adjusted to avoid overloading the tire. Consult the Tire & Rim Association Load and Inflation Tables, ETRTO or JATMA standards for correct load and inflation information.

### **NEVER FIT TIRES TO A VEHICLE THAT HAVE LESS LOAD CARRYING CAPACITY THAN AS REQUIRED BY THE ORIGINAL EQUIPMENT MANUFACTURER**

Examples: Many vehicles, such as large passenger vans, require Load Range E tires as designated by the vehicle manufacturer. Fitment of a tire, such as a Load Range D, with less carrying capacity is not allowed.

In other cases, tires of the same size may carry different load indexes in the service description. You must make certain the replacement tires fitted to the vehicle have a load carrying capacity equal to or greater than what the Original Equipment manufacturer specifies.

#### **NOTE:**

**Goodyear manufactured and/or marketed European-Metric passenger tires and P-Metric passenger tires are interchangeable as long as they have the same section width, same aspect ratio, same rim diameter. Caution: Never substitute a "Standard Load" (SL) tire for an Extra Load (XL) tire. If the vehicle was originally equipped with "Extra Load" (XL) tires, replace those tires with similar sized XL tires.**

### **FOLLOW THESE ADDITIONAL GUIDELINES**

When installing only two tires, fit the tires with the deepest tread depth on the rear axle. If radials and non-radials must be fitted to the same vehicle, fit radials on rear axle. Never mix radials and non-radials on the same axle. When fitting snow tires or all-season tires to performance vehicles, always fit in sets of four. It is not recommended to fit tires with different speed ratings. If tires with different speed ratings are installed on a vehicle, they should be installed with like pairs on the same axle. The speed capability of the vehicle will become limited to that of the lowest speed rated tires. Use of lift kits with some vehicle/tire combinations can cause instability. When changing tire sizes, always consult Dealer for optimum rim width and carefully check vehicle/tire clearances.

### **RETREADED TIRES**

Retreaded passenger and light truck tires are not warranted by Goodyear and Dunlop for any reason. Goodyear and Dunlop speed ratings and U.S. Department of Transportation test compliance certifications are voided for retreaded tires.

### **DO MAINTAIN VEHICLE SUSPENSION, WHEEL ALIGNMENT AND BALANCE AND ROTATE YOUR TIRES**

Lack of rotation, worn suspension parts, underinflation/ overinflation, wheel imbalance and misalignment can cause vibration or irregular tire wear. Rotate your tires according to your vehicle manufacturer's recommendations or at maximum intervals of 6,000 miles/ 10,000 km.

**FOR ADDITIONAL INFORMATION, SEE THE "BE TIRE SMART/PLAY YOUR PART BROCHURE" PUBLISHED BY THE RUBBER MANUFACTURERS ASSOCIATION (RMA). A COPY OF THIS BROCHURE CAN BE DOWNLOADED FROM THE RMA WEBSITE: [www.rma.org/publications/consumer\\_tire\\_information](http://www.rma.org/publications/consumer_tire_information)**

[You must go to an authorized Goodyear or Dunlop outlet for replacement tires and all warranty service.](#)

### **TIRE SERVICE LIFE**

Tires are designed and built to provide many thousands of miles of excellent service. For maximum benefit, tires must be maintained properly to avoid tire damage that may result in removal from service before the tread is worn down to minimum depth.

It is not practical to accurately predict the service life of any specific tire in chronological time since service conditions vary widely. The serviceability of a tire over time is a function of the storage and service conditions (inflation pressure, load, speed, road hazard injury, etc.) to which a tire is subjected. Consumers should not rely solely on the appearance of the tire, but should be aware of any change in dynamic performance such as increased air loss, noise or vibration, which could be a sign to remove the tire. Therefore, it is essential to have tires, including spares, inspected regularly (at least monthly) for proper inflation pressure, damage and treadwear.

FOR SERVICE ASSISTANCE OR INFORMATION, FIRST CONTACT THE NEAREST GOODYEAR OR DUNLOP RETAILER.

- 1) For assistance in locating the nearest Goodyear or Dunlop Retailer, look in the Yellow Pages under Tire Dealers – New.
- 2) Go to [www.goodyear.com](http://www.goodyear.com) for U.S. or [www.goodyear.ca](http://www.goodyear.ca) for Canada. For Dunlop tires, go to [www.dunloptires.com](http://www.dunloptires.com) for U.S. & Canada. If additional assistance is required, call the Customer Assistance Center at 1-800-321-2136 for U.S. or 1-800-387-3288 for Canada.  
Or write to:  
Customer Assistance Center  
Dept 728  
1144 East Market Street  
Akron, OH 44316-0001

**Check your vehicle's Owner's Manual (or your vehicle) to determine if it is equipped with run-flat (extended mobility) tires. If your vehicle is equipped with run-flat tires, the following applies:**

**RUN-FLAT TECHNOLOGY EXTENDED MOBILITY TECHNOLOGY (EMT™), RUNONFLAT® (ROF) AND DUNLOP SELF-SUPPORTING TECHNOLOGY (DSST®) ORIGINAL EQUIPMENT TIRES**

## IMPORTANT SAFETY INFORMATION

### OPERATIONAL MONITORING

The information contained in this Limited Warranty Brochure applies only to the Original Equipment tires supplied with your vehicle. In order for Goodyear Run-Flat (Extended Mobility Technology [EMT], RunOnFlat [ROF]) or Dunlop Run-Flat (Dunlop Self-Supporting Technology [DSST]) tires to obtain the performance criteria stated within this Limited Warranty, Goodyear or Dunlop Run-Flat tires must use specific parts, such as a low tire pressure monitoring system authorized by the Original Equipment vehicle manufacturer.

### RUN-FLAT TIRE FEATURE:

The Goodyear or Dunlop Run-Flat tire is a high performance tire with a remarkable feature: It can operate for limited distances with very low or even no inflation pressure (refer to your Vehicle Owner's Manual for these limitations). This is an important benefit, especially if inflation loss occurs at a location where immediately stopping your vehicle could be hazardous.

### TIRE PRESSURE MONITORING SYSTEM ALERT

Refer to your vehicle Owner's Manual for more information on what to do if the tire pressure warning system activates.

## WARNING

If the tire pressure-monitoring system signals an alert, follow these safety precautions to prevent a loss of vehicle control that could result in serious personal injury or death:

- Slow your speed. Do not exceed 50 mph (80 kph).
- Avoid hard cornering, hard braking and severe handling maneuvers.
- Avoid potholes and other road hazards.

Remember that when your tires have lost air pressure, your vehicle's handling capability is reduced, particularly during severe maneuvers.

### TO PROLONG TIRE LIFE DURING A SYSTEM ALERT

The Goodyear or Dunlop Run-Flat tire can be driven at low or zero air pressure (refer to your vehicle Owner's Manual for these limitations). To help prolong the life of a tire operating under low-inflation conditions, drive at a speed as far below 50 mph (80 kph) as possible. Also, drive the shortest distance possible before obtaining tire service. Taking these precautions will increase the chance that your tire will be repairable.

(Continued on next page)

**SERVICE AFTER A SYSTEM ALERT**

To obtain service after operating under low-inflation conditions, contact your Goodyear or Dunlop Run-Flat service facility. Trained service personnel will inspect your tires to determine if they are in need of repair or replacement. To locate the nearest authorized Goodyear or Dunlop Run-Flat service facility, call 1-800- GOODYEAR (1-800-466-3932).

**⚠ WARNING**

Because of the unique characteristics of Run-Flat tires, the wheels on which they are mounted and your vehicle's tire pressure monitoring system, all tire service work other than routine inflation maintenance and external inspections must be performed by service personnel at a Goodyear or Dunlop Run-Flat service facility. Do not attempt to mount or demount Run-Flat tires yourself; serious injury or death could result. Only specially trained persons should mount, demount and repair Run- Flat tires, and more than 40 psi (270 kPa) may be required to seat beads. A safety cage and clip-on extension air hose must be used if more than 40 psi (270kPa) is need to seat beads.

**TIRE REPAIR**

Like any other Goodyear or Dunlop speed-rated, high performance tire, the Goodyear or Dunlop Run-Flat tire may be repaired to correct a puncture in

the tread, but PROPER MATERIALS AND PROCEDURES MUST BE USED. Contact a Goodyear or Dunlop Run-Flat service facility for information on proper repairs. For the location of the nearest facility, call 1-800-GOODYEAR (1-800- 466-3932).

**⚠ WARNING**

Goodyear and Dunlop Run-Flat tires are designed for use only on certain original equipment wheels supplied with a properly operating low tire pressure-monitoring system. If applied to a vehicle without a properly operating low tire pressure-monitoring system, the tires may fail when operated in an underinflated condition, resulting in loss of vehicle control and possible serious injury or death. Application of these tires to a vehicle not equipped with specified operational low tire pressure monitoring system constitutes improper and unsafe use of this product.

**OPERATIONAL MONITORING**

The information contained in this Limited Warranty Brochure applies only to the Original Equipment tires supplied with your vehicle. In order for Goodyear Run-Flat (Extended Mobility Technology [EMT], RunOnFlat [ROF]) or Dunlop Run-Flat (Dunlop Self- Supporting Technology [DSST]) tires to obtain the performance criteria stated within this Limited Warranty, Goodyear or Dunlop Run-Flat tires must use specific parts, such as a low tire

pressure monitoring system authorized by the Original Equipment vehicle manufacturer.

**RUN-FLAT TIRE FEATURE:**

The Goodyear or Dunlop Run-Flat tire is a high performance tire with a remarkable feature: It can operate for limited distances with very low or even no inflation pressure (refer to your Vehicle Owner's Manual for these limitations). This is an important benefit, especially if inflation loss occurs at a location where immediately stopping your vehicle could be hazardous.

**TIRE PRESSURE MONITORING SYSTEM ALERT**

Refer to your vehicle Owner's Manual for more information on what to do if the tire pressure warning system activates.

(Continued on next page)

**⚠ WARNING**

If the tire pressure-monitoring system signals an alert, follow these safety precautions to prevent a loss of vehicle control that could result in serious personal injury or death:

- Slow your speed. Do not exceed 50 mph (80 kph).
- Avoid hard cornering, hard braking and severe handling maneuvers.
- Avoid potholes and other road hazards.

Remember that when your tires have lost air pressure, your vehicle's handling capability is reduced, particularly during severe maneuvers.

**TO PROLONG TIRE LIFE DURING A SYSTEM ALERT**

The Goodyear or Dunlop Run-Flat tire can be driven at low or zero air pressure (refer to your vehicle Owner's Manual for these limitations). To help prolong the life of a tire operating under low-inflation conditions, drive at a speed as far below 50 mph (80 kph) as possible. Also, drive the shortest distance possible before obtaining tire service. Taking these precautions will increase the chance that your tire will be repairable.

**SERVICE AFTER A SYSTEM ALERT**

To obtain service after operating under low-inflation conditions, contact your Goodyear or Dunlop Run-Flat service facility. Trained service personnel will inspect your tires to determine if they are in need of repair or replacement. To locate the nearest authorized Goodyear or Dunlop Run-Flat service facility, call 1-800-GOODYEAR (1-800-466-3932).

**⚠ WARNING**

Because of the unique characteristics of Run-Flat tires, the wheels on which they are mounted and your vehicle's tire pressure monitoring system, all tire service work other than routine inflation maintenance and external inspections must be performed by service personnel at a Goodyear or Dunlop Run-Flat service facility. Do not attempt to mount or demount Run-Flat tires yourself; serious injury or death could result. Only specially trained persons should mount, demount and repair Run-Flat tires, and more than 40 psi (270 kPa) may be required to seat beads. A safety cage and clip-on extension air hose must be used if more than 40 psi (270kPa) is needed to seat beads.

**TIRE REPAIR**

Like any other Goodyear or Dunlop speed-rated, high performance tire, the Goodyear or Dunlop Run-Flat tire may be repaired to correct a puncture in the tread, but PROPER MATERIALS AND PROCEDURES MUST BE USED. Contact a Goodyear or Dunlop Run-Flat service facility for information on proper repairs. For the location of the nearest facility, call 1-800-GOODYEAR (1-800- 466-3932).

**⚠ WARNING**

Goodyear and Dunlop Run-Flat tires are designed for use only on certain original equipment wheels supplied with a properly operating low tire pressure-monitoring system. If applied to a vehicle without a properly operating low tire pressure-monitoring system, the tires may fail when operated in an underinflated condition, resulting in loss of vehicle control and possible serious injury or death. Application of these tires to a vehicle not equipped with specified operational low tire pressure monitoring system constitutes improper and unsafe use of this product.

## GENERAL TIRE LIMITED WARRANTY AND ADJUSTMENT POLICY

This Limited Warranty and Adjustment (the "Policy") is issued by Continental Tire North America, Inc. (the "Company") and is applicable for Continental and General-brand original equipment tires and is a promise of replacement under certain specified conditions. This Policy applies to tires in normal service displaying adjustable conditions (see Section 4) and does not require the existence of a workmanship or material related condition in order to qualify for adjustment. THIS POLICY IS NOT A WARRANTY THAT YOUR TIRE WILL NOT FAIL OR BECOME UNSERVICEABLE IF NEGLECTED OR MISTREATED.

### 1. ELIGIBILITY

- This Policy applies to the owner of Passenger Car, Light Truck and Serva-Spare tires bearing the Continental or General brand name and serial numbers, and operated in normal service.
- Eligible tires must be the original equipment tires, used on the vehicle on which they were originally installed by the vehicle manufacturer.
- Tires branded "used" are not eligible under this Policy.

## 2. WHAT IS THE ADJUSTMENT POLICY AND FOR HOW LONG?

Limited warranty coverage is for a maximum period of 72 months from the date of purchase\*, determined by the new vehicle registration date or new vehicle sales invoice showing date of purchase.

If an eligible Passenger or Light Truck or Serva-Spare tire, used in normal service, becomes unserviceable from a condition other than those listed under Section 4, during or after the time or treadwear periods shown below, it will be replaced with a comparable\*\* new Continental or General brand tire according to (A) and (B) below.

### (A) FREE REPLACEMENT POLICY:

	Time*	Treadwear
<b>Passenger Tire</b>	<b>First 12 Months or First 2/32nds</b> , (whichever comes first).	Mounting & Balancing included free of charge. Owner pays all applicable taxes.
<b>Light Truck Tire</b>	<b>First 12 Months or First 2/32nds</b> , (whichever comes first).	Mounting & Balancing included free of charge. Owner pays all applicable taxes. (Excluding F.E.T.)

### Serva-Spare Tires

### No Time Limit First 1/32nd

Mounting & Balancing included free of charge. Owner pays all applicable taxes.

### (B) PRO RATA REPLACEMENT POLICY: PASSENGER/LIGHT TRUCK TIRES

After the Free Replacement Policy expires (set forth in section 2A), and the tire is still within 72 months from the date of purchase\*, you will pay, on a pro rata basis, for a comparable\*\* new Continental or General brand replacement tire. A tire is eligible for an adjustment on a pro rata basis until the tread is worn down to the tread wear indicators (2/32nds of an inch of tread remaining). The tire tread is worn out at this point and this Policy ends regardless of time period. Owner pays all applicable taxes (including F.E.T.), mounting and balancing charges.

### SERVA-SPARE TIRES

After the "Free Replacement Policy" expires (set forth in section 2A), no adjustment will be made.

\* At the time of claim, you need to present your new vehicle registration or new vehicle sales invoice showing date of purchase. If satisfactory proof-of-purchase date is not provided, the D.O.T. certification date of manufacture (tire serial number) will be used.

(Continued on next page)



\*\* A "comparable" new Continental or General brand tire may be either the same tire line or the same basic construction but with a different sidewall or tread configuration. If a higher-priced tire is accepted as replacement, the owner will pay the difference in price. Any tire replaced under this Policy will be covered by the current Continental/ General Tire Limited Warranty and Adjustment Policy

### 3. HOW A PRO RATA PRICE IS CALCULATED

The replacement tire price will be determined by multiplying the percentage of the usable tread worn by the Dealers Selling Price (excluding all applicable taxes) at the time of the adjustment or the Continental/General brand current published Adjustment Base Price, whichever is lower. The usable tread is the original tread down to the tread wear indicators (2/32nds of an inch of tread remaining). The Adjustment Base Price is intended to fairly represent a Dealer's Selling Price for the same or comparable tire.

### 4. WHAT IS NOT COVERED BY THE ADJUSTMENT POLICY

#### a. The following conditions are not covered:

Road Hazard: Cuts, snags, punctures, bruises or impact breaks and any damage caused by puncture or tire repair.

Ride/Vibration: After "Free Replacement Policy" (set forth in section 2A) expires. Tire Damage or Failure Resulting From Improper Operation or Maintenance: Load, speed, and inflation practices causing excessive operational temperatures to exceed the tire capabilities.

Tire damage (including irregular treadwear) or failure resulting from: improper mounting or demounting, damaged rim, wheel alignment, tire trueing, chain damage, brakes or any similar mechanical problem, extreme temperature exposure, misuse, negligence, and abusive driving such as tire spinning, racing or accident damage.

Tire failure resulting from intentional alterations: such as adding a white inlay on a blackwall or sealant materials.

Age Conditions: Weather checking/ cracking coverage is for a maximum period of 48 months from the date of purchase.

#### b. Continental/General Exclusions -

Tire(s) submitted for an adjustment in service for longer than 72 months from date of purchase\*, are not covered by this policy.

Tire(s) on any vehicle registered and normally operated outside the United States and Canada are not covered under this Policy. For tires on vehicles normally operated outside the United States and Canada, see the nearest Continental or General Tire dealer or distributor for local coverage.

Tire(s) transferred from the vehicle on which they were originally installed are not covered under this Policy.

Company does not offer tread wearout coverage up to a predetermined mileage under this Policy. Tire(s) used in racing related activities or competitive events are not covered by this Policy.

THIS LIMITED WARRANTY IS IN LIEU OF ALL OTHER WARRANTIES, EXPRESS OR IMPLIED, INCLUDING, BUT NOT LIMITED TO, WARRANTIES OF MERCHANTABILITY OR FITNESS FOR A PARTICULAR PURPOSE. NO OTHER WARRANTIES, EXPRESS OR IMPLIED, INCLUDING, BUT NOT LIMITED TO, WARRANTIES OF MERCHANTABILITY OR FITNESS FOR A PARTICULAR PURPOSE, ARE MADE OR INTENDED BY COMPANY.

(Continued on next page)

COMPANY DISCLAIMS ALL IMPLIED WARRANTIES, INCLUDING WARRANTIES OF MERCHANTABILITY OR FITNESS FOR A PARTICULAR PURPOSE. ANY IMPLIED WARRANTIES, INCLUDING, BUT NOT LIMITED TO, ANY WARRANTY OF MERCHANTABILITY OR FITNESS FOR A PARTICULAR PURPOSE, ARE LIMITED IN DURATION TO THE DURATION OF THIS WRITTEN WARRANTY. SOME STATES DO NOT ALLOW LIMITATIONS ON HOW LONG AN IMPLIED WARRANTY LASTS, SO THE ABOVE LIMITATION MAY NOT APPLY TO YOU.

NO COMPANY EMPLOYEE, RETAILER OR DEALER HAS THE AUTHORITY TO MAKE ANY WARRANTY, REPRESENTATION, PROMISE OR AGREEMENT ON BEHALF OF COMPANY EXCEPT AS STATED IN THIS LIMITED WARRANTY.

TO THE EXTENT PERMITTED BY LAW, COMPANY DISCLAIMS LIABILITY FOR ALL CONSEQUENTIAL AND INCIDENTAL DAMAGES. THE REMEDIES SET FORTH IN THIS LIMITED WARRANTY ARE THE SOLE AND EXCLUSIVE REMEDIES FOR BREACH OF WARRANTY. SOME STATES DO NOT ALLOW THE EXCLUSION OR LIMITATION OF INCIDENTAL OR CONSEQUENTIAL DAMAGES SO THE ABOVE LIMITATIONS OR EXCLUSION MAY NOT APPLY TO YOU. THIS WARRANTY GIVES YOU SPECIFIC LEGAL RIGHTS, AND YOU MAY ALSO HAVE OTHER RIGHTS WHICH MAY VARY FROM STATE TO STATE.

## 5. COMPANY'S OBLIGATIONS

Any replacement qualifying under this Adjustment Policy will be made by any Continental/General brand authorized dealer or vehicle dealer authorized to handle Continental or General brand tire adjustments. Company will replace the tire pursuant to the terms of this Adjustment Policy.

## 6. OWNER'S OBLIGATIONS

To make a claim under this Policy concerning any tire which is covered by this Policy, you must present your claim with the tire to any Continental or General brand tire dealer or vehicle dealer authorized to handle Continental or General brand tires. For the nearest Continental or General brand tire dealer, check the Yellow Pages, or use the Continental or General brand Internet address, or one of the "800" numbers shown under "For Customer Assistance." To be eligible for the terms of this Policy, you need to present your new vehicle registration form or new vehicle sales invoice showing date of purchase. Tires replaced on an adjustment basis become the property of Company. You will be required to sign the Company Limited Warranty Claim Form or dealer replacement sales receipt.

You are responsible for payment of all applicable taxes demounting, mounting and balancing charges set forth under this Policy. You are also responsible for payment of local tire-disposal fees and any parts or service regardless of mileage or months of service. This includes payment for tire rotation, alignment, towing, road service, valve stems and tire repairs.

Owner is responsible for maintaining proper tire air pressure and for proper maintenance of the tire.

## THE WARRANTOR

The warrantor of Continental and General brand tires is Continental Tire North America, Inc., 1830 McMillan Park Drive, Fort Mill, SC 29707.

For Customer Assistance:

1-800-847-3349 (Nationwide)

1-800-461-1776 (In Canada)

<http://www.generaltire.com>

<http://www.continentaltire.com>

### SAFETY WARNING

Disregarding any of the safety precautions and instructions contained in the Owner's Manual or the Important Tire Safety Information in this booklet may result in tire failure or explosion causing serious personal injury or death.

## LIMITED WARRANTY

This limited warranty applies to Falken brand Original Equipment Passenger Car, Temporary Spare, and Light Truck steel belted radial tires bearing the complete description and serial number required by the Department of Transportation (DOT). This warranty is effective only to tires for which claims are made within 5 (five) years of the date of production, based on the tire DOT serial number.

## WHAT IS COVERED AND FOR HOW LONG

Falken tires that are originally equipped on this vehicle are warranted against any defects in the materials and workmanship for the usable life of the original tread. The limited warranty terminates at the flush appearance of the tread wear indicators at 1.6mm (2/32 of an inch) remaining tread depth.

### A. Free Replacement

If a tire becomes unserviceable due to such defect within the first 1.6mm (2/32 of an inch) of tread wear, the tire will be replaced free of charge with the same or comparable Falken tire.

### B. Prorated Replacement

After the first 1.6mm (2/32 of an inch) of wear, a prorated adjustment credit will be given based on the percentage of remaining usable tread depth, down to the

remaining 1.6mm (2/32 of an inch) tread wear bar indicator. No credit is given if the tire is worn beyond the flush appearance of the tread wear bar indicator (less than 1.6mm (2/32 of an inch) tread depth remaining).

### C. Out-of-Round / Out-of-Balance Replacement

Tires that are deemed to be out-of-round or out-of-balance will be accepted for adjustment during the first 0.8mm (1/32 of an inch) of the original tread depth and will be replaced free of charge with the same or similar Falken tires (no labor costs will be covered). A set of four (4) tires from the same vehicle will not be accepted for out-of-round or out-of-balance claims.

## WHAT IS NOT COVERED BY THE WARRANTY

A. Tires that becomes unserviceable due to road hazard damages (cuts, snags, punctures, bruises, impact breaks, etc.) improper repair technique or materials, improper inflation, overload, irregular wear, wheel imbalance, defective mechanical vehicle components (brakes, suspension, wheels, etc.) improper suspension alignment, accident, fire, chemical damage, damage from chain use, racing, off-road use, run flat, improper installation, vandalism, or abuse.

- B. Tires branded "NA" or a tire in which the DOT numbering has been removed.
- C. Tires presented for a warranty claim by someone other than by the original purchaser, or tires that were transferred to another vehicle from the vehicle in which the tires were originally installed.
- D. Tires having a failure or failures caused by a previous damages or repairs.
- E. The cost of tire repair or retreading is not covered by this warranty and will be the sole responsibility of the tire owner.

### Possible NON Covered Reasons/ Conditions due to:

- Chipping/Chunking Tearing
- Corrosion
- Fire
- Impact Break or Concussions
- Improper Inflation Pressure
- Improper Mounting/Dismount
- Mechanical Defects of the Vehicle
- Misalignment
- Misapplication
- Overloading
- Puncture
- Racing or any Competition
- Repair Failure
- Road Hazards
- Sidewall Cut or Damage
- Theft or Vandalism

(Continued on next page)

- Tread Cuts
- Wheel Imbalance
- Willful Abuse

### OWNER'S OBLIGATIONS

At least monthly, the vehicle owner(s) should check the tires' air pressure with a gauge and inflate to the recommended cold air pressure level listed on the driver's door placard. Do not rely on car servicers to perform the checks. The tires should be rotated at least every 8,000km (5,000 miles) or earlier if uneven wear is occurring, and proof of maintenance records should be kept. The owner(s) should have the tires rebalanced if vibration is experienced, and the vehicle's alignment should be checked if uneven or rapid wear is occurring, or when suggested by the vehicle's manufacturer.

All warranty claims must be presented to an authorized Falken dealer or participating car dealership. The owner(s) must present any supporting maintenance records and documentation necessary to help determine if the tire(s) in question are deemed covered by the limited warranty or not.

### LEGAL RIGHTS

All implied warranties, including warranties of merchantability and fitness for a

particular purpose shall be limited in duration to the above period. To the extent permitted by law, Falken Tire Corporation shall not be responsible for incidental or consequential damages, such as loss of use of the tire or the vehicle on which it is used, inconvenience, or commercial loss, some states do not allow limitations on how long an implied warranty lasts, or the exclusion or limitation of incidental or consequential damages, so the above limitations or exclusions may not apply to you. This warranty gives you specific legal rights and you may also have other rights, which vary from state to state. This is the only express warranty applicable to Falken brand tires and supersedes the terms of any previous warranty. Falken neither assumes nor authorizes anyone to make or assume for it any other warranty.

### TIRE CARE AND RECOMMENDATIONS

#### *PROPER INFLATION AND FUEL ECONOMY \**

Ensure maximum performance and a long life from your tires by checking the air pressures at least once a month and set them to the vehicle manufacturer's recommended pressure(s) listed on the vehicle's tire placard or in your owner's manual. Always check and adjust your

air pressure when your tires are cold, preferably first thing in the morning before driving. Never release air pressure from tires when they are hot. Wait until the tires cool down and recheck, adding air or releasing as required. Falken endorses the use of nitrogen in your tires because it helps your tires maintain optimal pressure for longer periods of time and reduces the amount of moisture inside of the tire and wheel assembly.

#### *TIRE INFLATION PRESSURE*

Tires need to be properly inflated to effectively operate and perform as intended. Tires carry the weight of the vehicle, passengers, and cargo as well as bear the forces of braking, accelerating, and turning. The vehicle manufacturer sets the inflation pressures for the original equipment tires that are on your vehicle.

Driving with improperly inflated tires is dangerous. An under inflated tire will generate excessive heat build-up that will cause damage to the internal structure and inner liner of the tire. Besides tire damage, improper tire inflation pressures can also affect your vehicle's ride and handling, tire tread wear, and fuel economy. It is recommended to always keep all of your tires, including the spare, at the vehicle manufacturer's recommended inflation

\* Some plus size applications may require different air pressure(s) than what is listed on your vehicle's placard or owner's manual. In this case, please consult your tire dealer or Falken Tire for proper inflation pressure(s).

pressures and be sure to check the air pressure monthly and before going on long road trips or carrying extra weight in your vehicle.

Your vehicle's tire placard and/or owner's manual will list the cold inflation pressure(s) for your vehicle's original equipment tires, including the spare. The placard can be found on the driver's side door or door jamb area. If you have questions about understanding your vehicle's tire placard, please refer to your owner's manual or ask a qualified tire service professional.

- For detailed information on TIRE INFLATION PRESSURE please visit [www.Falkentire.com](http://www.Falkentire.com)

### CHECKING YOUR TIRE'S AIR PRESSURE

Checking your air pressure at least once a month is vital to help your tires perform properly and help you get the best gas mileage possible. Tires can lose up to 7 kPa (1 psi) per month under normal conditions and lose up to 7 kPa (1 psi) per every 9°C (16°F) drop in temperature. Here are some simple steps on how to check the air pressures in your tires:

1. Remove the valve stem cap.
2. Place the end of the tire gauge firmly against the tire's valve stem.
3. Read the current pressure displayed on the gauge that is currently in the tire.

4. Increase pressure at this time (if needed) and recheck with your tire gauge.
5. Replace the valve stem cap.
6. Repeat until all of your tires have been checked and adjusted accordingly.

### TIRE PRESSURE MONITORING SYSTEM (TPMS)

A tire pressure monitoring system (TPMS) is a safety system found in most vehicles manufactured after 2005. There are pressure sensing transmitters mounted inside of each tire that sends readings to the central computer (ECU) in your vehicle. The TPMS system will alert you when one or more of your tires are underinflated by 25% or more by turning on a warning light on your vehicle's dashboard or heads up display (HUD) screen. This means that one or more of your tires may have a low-pressure condition. Follow the instructions in your owner's manual.

### ROTATION AND WEAR\*

Falken recommends rotating your tires at least every 8,000km (5,000 miles) and periodically inspecting your tires to make sure they are free of road hazards (such as nails, screws, large wood splinters, etc.) that might penetrate your tires causing them to lose air pressure and to ensure they are wearing evenly. Common irregular wear patterns are: misalignment wear, where the tire shows excessive outer or

inner tread wear. Tire sidewalls should also be inspected for cuts, snags, bruises, and weather cracking. If any of these noted conditions are present during inspection, we recommend returning to your servicing tire dealer to be corrected to ensure long tire life.

### TIRE REPLACEMENT

Falken recommends replacing your tires when the tread wears down to the wear bars at 1.6mm (2/32 of an inch), which are located across the tread in several locations around the tire. If only two tires are being replaced, the two new tires should always be installed on the rear of the vehicle to aid in preventing your vehicle from hydroplaning, even if your car is front wheel drive. It's always recommended to have your new tires balanced during installation, and alignment checked if the previous tires show and irregular wear. Tires that have been in use for 5 (five) years or more should continue to be inspected by a qualified tire specialist, at least annually. It is recommended that any tires 10 (ten) years old or older from the date of manufacture, including spare tires, be replaced with new tires as a precaution even if such tires appear serviceable and even if they have not reached the legal worn out limit at 1.6mm (2/32 of an inch).

\* Never include a temporary spare tire in your rotation pattern

### TIRE REPAIRS

In the event that you get a flat tire while driving, it is best to find a nearby, safe place to stop and install your spare tire or call a tow truck. The less distance that you drive on your low or flat tire, the better chances your tire has of being repairable. Once you are able to get to your local servicing tire dealer, have them dismount the tire from the rim and thoroughly inspect the inside of the tire. It is important to know the difference between a proper tire repair and an improper one because it can be critical to you and your vehicle's safety. An improper repair could pose a safety threat to you and your family and could also affect your tire's manufacturer warranty. Here are some tips in determining if your damaged tire can be properly repaired or not:

- Always have the tire removed from the wheel and inspected before any repair is performed.
- Tires with less than 1.6mm (2/32 of an inch) of tread should NOT be repaired.
- Never repair a tire with a puncture larger than 6mm (1/4 of an inch).
- Repairs should be limited to the tread area only.
- Repairs cannot overlap one another.

- A plug and patch or plug/patch combo should be used to effectively repair a tire puncture.
- If anything seems questionable at any time during the repair process, ask your service advisor for more details and/or call the tire manufacturer to make sure the tire's warranty isn't being voided.

### TIRE MIX USAGE

#### WARNING

#### SAFETY WARNING

**Never mix tires of different size or construction and/or type on any axle. (Except for temporary use as a spare tire.) Always refer to the vehicle's owner manual for proper tire fitments.**

### TIRE SPEED RATINGS

Falken recommends replacing your tire(s) with the same speed rating as the original tires equipped on your vehicle.

It is okay to use a lower speed rated tire when using winter tires. However, speeds should be reduced to match the tires new "maximum" speed capability.

Any tire that is repaired, damaged, abused, altered from its original state or retreaded voids the speed rating on that particular tire and should be considered a non-speed rated tire.

#### WARNING

#### SAFETY WARNING

**Falken does not recommend the use of mixing different speed ratings on a vehicle. This can cause poor handling and unpredictable steering.**

### HIGH PERFORMANCE, LOW ASPECT RATIO TIRES

Various new vehicles come equipped with high performance and/or low aspect ratio tires from the factory. These tires generally provide increased vehicle handling characteristics, but may also have engineering performance trade-offs related with their designs. Low aspect ratio tires have reduced sidewall heights and may be more vulnerable to damage from road hazards, potholes, and other objects, like curbs. Your vehicle's wheels are susceptible to these same dangers as well. Some vehicles may be originally equipped with high performance tires that are designed for warmer weather use reducing traction in colder, winter weather conditions. High performance tires also pose the possibility of wearing more quickly, giving a stiffer ride, and producing louder noise than standard all-season tires during operation. Refer to your vehicle owner's manual, tire information placard, or qualified tire service professional for more information about these kinds of tires.

**(Continued on next page)**

## WINTER TIRES

Falken recommends all four tires be replaced when replacing your original equipment tires and installing winter tires for the winter months.

### WARNING

#### SAFETY WARNING

**Never use just two winter tires. It could lead to adverse handling, loss of control, which could cause serious injury or death.**

## STORING YOUR TIRES

When storing your tires for any extended period of time, be sure to thoroughly clean your tires with a tire brush, soap, and water to remove any dirt, salt, and brake dust from the tires. If you are storing your tires still mounted on the wheels, use a wheel brush and approved wheel cleaner to clean your wheels. Then dry the wheels and tires with a towel and allow them to fully dry. **DO NOT** apply any tire dressings while storing your tires. Tire compounds are made to resist weather cracking and ozone damage. Place each clean and dry tire in an airtight plastic bag and seal the bag with tape to help reduce oil evaporation. Store your tires out of direct sunlight and somewhere that is well shielded from the elements, like a climate-controlled room or dry basement. Storing the tires in a

garage or shed usually exposes the tires to a wide range of temperatures as well as precipitation and humidity. Keep the tires away from sources that emit ozone like electric motors that use contact brushes, furnaces, sump pumps, etc. Although tires will still age regardless of how they are stored, these precautions will help slow the aging process and reduce the damage to your tires.

### WARNING

#### SAFETY WARNING

**Operating your vehicle in excess of the posted speed limit or the maximum speed allotted by driving conditions has the potential to be dangerous. Higher driving speeds create excessive heat buildup in a tire, leading to a possible tire failure.**

## TIRE SPINNING

### WARNING

#### SAFETY WARNING

**Spinning a tire to get a stuck vehicle out of mud, ice, snow, sand, or wet grass can be potentially dangerous. A spinning tire at a speedometer reading above 55 km/h (35 mph) can be capable of disintegrating a tire with explosive force. In some circumstances, a tire may be spinning at twice the speed displayed on the speedometer. This can cause serious injury or death to you, a passenger, or bystander. Never spin a tire above 55 km/h (35 mph).**

## UNDERSTANDING YOUR TIRES

### TIRE SPEED SYMBOLS

Tires that are speed-rated are identified by the following letter symbols: Q, S, T, U, H, V, W, Y, (Y), or (ZR). The Speed Rating's Symbol can be found as a part of the tire size designation (ex: 215/65HR16) or after the load index immediately following the tire size designation (ex: 215/65R16 97H). The Speed Rating's Symbol indicates the maximum speed that a tire can handle when properly inflated and loaded.

- For detailed information on UNDERSTANDING YOUR TIRES please visit [www.Falkentire.com](http://www.Falkentire.com)

**(Continued on next page)**

**DATE OF TIRE MANUFACTURE**

The date that a tire was manufactured can be determined by examining the last 4 digits of the 12 digit DOT serial code, which is found on at least one sidewall of a tire. For tires that were produced after the year 2000, the last 4 digits of the serial code will identify the week and the year that the tire was manufactured. If the last 4 digits in the DOT serial code were to read "3013" it would mean that the tire was manufactured the 30th week of 2013. If you are uncertain, check with a qualified tire service professional to be sure.

**DOT SYMBOL AND DOT SERIAL CODE**

The "DOT" symbol claims that the tire conforms to all applicable US Department of Transportation motor vehicle safety standards for tires. The identification/serial number follows the "DOT" symbol. Here is an example of a DOT serial code:

<b>DOT</b>	<b>R8</b>	<b>ER</b>	<b>DMNR</b>	<b>30</b>	<b>13</b>
<b>(A)</b>	<b>(B)</b>	<b>(C)</b>	<b>(D)</b>	<b>(E)</b>	<b>(F)</b>

- A. DOT Symbol
- B. Manufacturer Plant Code
- C. Tire Size Code
- D. Tire Manufacturer's Code
- E. Week of Production (01-52)
- F. Year of Production (the last two digits of the year)

**TIRE SIDEWALL LABELING**

- For detailed information on TIRE SIDEWALL LABELING please visit [www.Falkentire.com](http://www.Falkentire.com)

**MAX LOAD AND INFLATION**

The maximum load and inflation pressure is marked on the tire sidewall in English and metric units.

**PLY COMPOSITION AND MATERIALS**

The number of plies and their generic composition of cord materials in the sidewall and tread areas can be found on at least one sidewall of a tire.

**RADIAL MARKING**

A radial ply tire will have the word "radial" marked on at least one sidewall. An "R" found in the tire size marking also refers to the tire being a radial ply tire.

**UNIFORM TIRE QUALITY GRADING SYSTEM (UTQG)**

The Uniform Tire Quality Grading Standards (UTQG) were created to help you make an informed decision when purchasing passenger car tires by providing relative information about a tire's tread wear, traction, and temperature characteristics. Here is a breakdown of the different categories that the UTQG grades:

- **TREAD WEAR**

The tread wear grade is a comparative rating based on the wear rate of the tire

when tested under controlled conditions on a specified government test course. For example, a tire graded **150** would wear one and a half (1 1/2) times as well on the government course as a tire graded **100**. The relative performance of tires depends upon the actual conditions of their use, however, and may depart significantly from the norm due to variations in driving habits, service practices, and differences in road characteristics and climate.

- **TRACTION**

The traction grades, from highest to lowest, are **AA**, **A**, **B**, and **C**. Those grades represent the tire's ability to stop on wet pavement as measured under controlled conditions on specific government test surfaces of asphalt and concrete. A tire marked **C** may have poor traction performance.

### **WARNING**

The traction grades assigned to this tire is based on straight ahead braking traction tests, and does not include acceleration, cornering, hydroplaning, or peak traction characteristics.

- **TEMPERATURE**

The temperature grades are **A** (the highest), **B**, and **C**, representing the tire's resistance to the generation of heat and its ability to dissipate heat when tested under controlled conditions or on a specified

**(Continued on next page)**



indoor laboratory test wheel. Sustained high temperature can cause the material of the tire to degenerate and reduce in tire life, and excessive temperature can lead to sudden tire failure. The grade **C** corresponds to a level of performance which all passenger car tires must meet under the Federal Motor Vehicle Safety Standard No.109. Grades **B** and **A** represent higher levels of performance on the laboratory test wheel than minimum required by law.

 **WARNING**

The temperature grade for each tire is established for a tire that is properly inflated and not overloaded. Excessive speed, under-inflation, or excessive loading either separately or in combination, can cause heat buildup and possible tire failure.

**TIRE MANUFACTURE CONTACT  
INFORMATION**

**U.S. and Canada**

Falken Tire Corporation

8656 Haven Avenue

Rancho Cucamonga, CA 91730

800-723-2553

## LIMITED WARRANTY FOR NORTH AMERICA FOR ORIGINAL EQUIPMENT PASSENGER CAR & LIGHT TRUCK TIRES INCLUDING TEMPORARY TIRES

LIMITED WARRANTY FOR ORIGINAL EQUIPMENT PASSENGER CAR & LIGHT TRUCK TIRES INCLUDING TEMPORARY TIRES.

### 1. WHAT IS COVERED AND FOR HOW LONG.

Hankook warrants that a tire manufactured by Hankook and equipped originally on the vehicle is free from defects in materials or workmanship in normal use for the life of the original usable tread. The life of the original usable tread ends when the tire tread has been worn down with only 1.6mm (2/32nds inch) remaining, at which point the tire is considered to be fully worn out.

#### ■ PASSENGER CAR AND LIGHT TRUCK TIRES

##### (A) Free replacement

If Hankook Radial Passenger & Light Truck Tires fail as a result of defect in material and/or workmanship within the first 25% of treadwear, the tire will be replaced with a new, comparable Hankook Tire at no charge including mounting and balancing charges.

#### ■ PASSENGER CAR AND LIGHT TRUCK TIRES

##### (B) Pro rata replacement

Tires not qualifying for free replacement will be allowed a credit toward purchase of a new, comparable Hankook Tire based upon the amount of tread actually worn. The cost of mounting, balancing and any other service charges or applicable taxes shall be paid by the user. Otherwise adjustment for compensation will be made on a pro rata basis calculated by multiplying the actual current dealer selling price by the percentage of remaining usable tread depth.

#### ■ HANKOOK TEMPORARY TIRE

- (A) A Temporary tire weighs less and provides more trunk storage space than a conventional tire. To conserve tire tread life, temporary tire should be returned to the trunk as soon as it is convenient to have your standard tire repaired or replaced.
- (B) If Hankook Temporary Tire fails as a result of defect in materials and/or workmanship during the first 50% of usable treadwear, the tire will be replaced with a new, comparable tire at no charge including mounting charge. No adjustment will be made for tires that are worn more than 50%.

## 2. WHAT IS NOT COVERED BY THE WARRANTY

### ■ NON-ADJUSTABLE CONDITIONS

- A. Irregular wear or tire damage due to:
- Road hazards such as punctures, cuts, snags, scuffs, carcass bruises or impact breaks.
  - Fire, wreck or collision.
  - Improper inflation, overloading, high speed spinning, improper mounting or demounting, running flat, off-road use, racing, vandalism, willful damage or abuse.
  - Misalignment, wheel imbalance, defective brakes or shock absorber, use of tire chains.
  - Any tire which has failed as a result of adding materials (e.g. tire fillers, sealant, or balancing substances).
  - Mechanical failure or design of vehicle.
- B. Tires fitted to anything other than the original vehicles.
- C. Tire worn beyond treadwear indicator (2/32nds inch or 1.6mm tread remaining).
- D. Tire presented by other than the actual owner-user.
- E. Tire branded "NA" (meaning no adjustment) or "blem" (meaning blemished).

(Continued on next page)

- F. Loss of time inconvenience, loss of use of the vehicle or consequential damage.
- G. Ride disturbance caused by damaged wheels or after free-replacement conditions.
- H. Tire with weather cracking which was purchased more than four years prior to presentation for adjustment.
- **GENERAL EXCLUSIONS**
- I. No Hankook Tire employee, retailer or dealer has the authority to make any warranty, representation, promise or agreement on behalf of Hankook Tire except as stated in this policy.
- J. Tires used in racing related activities or competitive events are not covered by this warranty.
- K. Limitation of remedy: to the extent permitted by law, HANKOOK disclaims liability for all consequential and incidental damages. Some provinces and states do not allow the exclusion or limitation of incidental or consequential damages, so the above limitation or exclusion may not apply to you. This warranty gives you specific legal rights, and you may also have the rights which vary from province to province in Canada, and from state to state in the U.S.A.

### 3. HANKOOK'S OBLIGATIONS

Replacement qualifying under this warranty will be made by a participating Hankook Dealer or a participating Car Dealer.

### 4. OWNER'S OBLIGATIONS

- A. You must present the tire to a participating Hankook Dealer or a participating Car Dealer.
- B. For free replacement, a proof of purchase date such as car dealer invoice should be presented.
- C. No claim will be recognized unless submitted on a Hankook claim form completely filled out and signed by the owner or a participating Hankook Dealer or Car Dealer.

### WARNING FOR YOUR SAFETY

#### ■ TIRE DEMOUNTING AND MOUNTING

Improper tire mounting and inflation procedures may cause tire beads to break with explosive force during installation of the tire on the rim, causing personal injury and property damage. Follow the Rubber Manufacturers Association installation and safety procedure for mounting and inflating tires. Tire and rim must match in size. Rim parts must match by manufacturer's design. Clean rim. Lubricate rim and beads. Do not exceed the maximum recommended pressure to seat beads on rim. Use remote control inflation equipment and inflation cage.

#### NOTE:

**Never inflate over 40 psi to seat beads. Mount radial ply tires only on rims designated by wheel manufacturer as suitable for radial tire. Only specially trained persons shall mount tires.**

#### ■ AIR PRESSURE

Check the pressure in your tires, including your spare, at least monthly, and always before and during extended driving. Check tires cold (at least 3 hours after the vehicle has been stopped and before it is driven more than 1.6 kilometers or 1 mile). Do not reduce pressure when tires are hot, use an accurate air pressure gauge to check pressure and maintain it at the level recommended on the vehicle tire placard or in the Owner's Manual. Underinflation produces extreme flexing of sidewalls and builds up heat to the point that premature tire failure may occur. Overinflation can cause the tires to be more susceptible to impact damage. Cold tire pressures, however, should never be higher than the limit molded on the sidewall.

(Continued on next page)

**■ LOAD LIMITS**

Never exceed the load-carrying limits molded onto the sidewall of your tires or the maximum vehicle load limit as shown on the vehicle tire placard, whichever is less. Overloading builds up excessive heat in the tire and leads to early and/or sudden failure.

**■ HAZARDS**

Avoid running over objects (e.g., chuckholes, rocks, curbs, metal, glass, etc.) which may possibly cause internal tire damage. Continued use of a tire that has suffered internal damage (which may not be externally visible) can lead to dangerous tire failure. Determination of suspected internal damage requires demounting the tire from its rim and examination by trained tire personnel.

**■ WORN TIRES**

Never drive on worn tires. Tires should be replaced by trained personnel when  $2/32$ nds inch (1.6mm) of tread depth remain, as indicated by treadwear indicators molded into the tread grooves. Use of worn-out tires (less than  $2/32$ nds of an inch remaining tread depth) increases the probability of tire failure. In most states, it is illegal to drive with less than  $2/32$ nds of an inch of remaining tread depth.

**■ SPEED LIMITS**

Operating your vehicle in excess of lawful speed limits or the maximum speeds justified by driving conditions can be dangerous. Excessive speed creates heat buildup in a tire, leading to possible tire failure.

**■ SPEED-RATED TIRES**

Speed-rated tires are identified by letters S, T, H, V, W, or Z as either part of the size designation (e.g., HR), or part of the service description adjacent to the size designation (e.g., 94H) and indicates the maximum speed capability of the tire when properly loaded and inflated. However, even when properly loaded and inflated, driving for prolonged periods at high speeds can cause tire damage and possible tire failure which could lead to an accident. Original equipment speed-rated tires must be replaced with tires of the same or higher speed rating if the speed capability of the vehicle is to be maintained. Consult your Hankook dealer for the tires best suited to your vehicle driving habit. Repairing of speed-rated tires must be done in accordance with RMA repair procedures and is limited to one  $1/4$  diameter repair in the tread area.

**■ TIRE ROTATION**

Rotate your tires for longer tire life. Front and rear tires perform different jobs and can wear differently. Consult your vehicle Owner's Manual for mileage recommendation and rotation patterns.

**■ ADDITIONAL SAFETY INFORMATION FOR TEMPORARY TIRE****A. Air pressure.**

Check inflation pressure as soon as practical after installation and inflate to 60 psi. The tire pressure should be checked monthly and maintained at 60 psi while the tire is stored or in service.

**B. Vehicle restriction.**

The temporary spare tire was specifically designed for your car and should not be used on any other vehicle.

**C. Other restrictions.**

The temporary spare tire should not be used with other wheels, nor should standard tires, snow tires, wheel covers, or trim rings be used with the temporary spare wheel. If such use is attempted, damage to these items or other vehicle components may occur.

## **TIRE SERVICE ASSISTANCE OR INFORMATION**

When you have tire problems, Hankook provides service and assistance.

Any time you see damage to your tires, contact your local Hankook Tire Dealer.

If no local dealer is available around you, dial Hankook Toll Free Service Number so that you can get information on where and how service is rendered to you.

### **FOR SERVICE ASSISTANCE OR INFORMATION**

U.S.A.

#### **CORPORATE HEADQUARTERS**

1450 Valley Road, Wayne, New Jersey 07470  
973-633-9000 Toll Free 877-740-7000

#### **WEST REGIONAL OFFICE**

11555 Arrow Route, Suite 105,  
Rancho Cucamonga, CA 91730  
909-481-9800 Toll Free 800-426-8252

CANADA

#### **CORPORATE HEADQUARTERS**

30 Resolution Dr.,  
Brampton, Ontario L6W 0A3  
905-463-9802 Toll Free 800-843-7709

## LIMITED WARRANTY

FOR ORIGINAL EQUIPMENT PASSENGER & LIGHT TRUCK TIRES INCLUDING TEMPORARY TIRES

### 1. WHAT IS COVERED AND FOR HOW LONG.

Kumho warrants that a tire manufactured by Kumho and/or equipped originally on the vehicle is free from defects in materials and/or workmanship in normal use for the life of the original usable tread. The life of the original usable tread ends when the tire tread has been worn down with only 1.6mm (2/32nds inch) remaining, at which point the tire is considered to be fully worn out.

#### ■ PASSENGER AND LIGHT TRUCK TIRES

##### (A) Free replacement

If Kumho Radial Passenger & Light Truck Tires fail as a result of defect in material and/or workmanship within the first 2/32" of the original tread depth, the tire will be replaced with a new, comparable Kumho Tire at no charge including mounting and balancing charges.

#### ■ PASSENGER AND LIGHT TRUCK TIRES

##### (B) Pro-rata replacement

Tires not qualifying for free replacement will be allowed a credit toward purchase of a new, comparable Kumho Tire based upon the amount of tread actually worn. The cost of mounting, balancing

and any other service charges or applicable taxes shall be paid by the user. Otherwise adjustment for compensation will be made on a pro-rata basis calculated by multiplying the actual current dealer selling price by the percentage of remaining usable tread depth.

#### ■ KUMHO TEMPORARY TIRE

(A) A Temporary Tire weighs less and provides more trunk storage space than a conventional tire. To conserve tire tread life, temporary tire should be returned to the trunk as soon as it is convenient to have your standard tire repaired or replaced.

(B) If Kumho Temporary Tire fails as a result of defect in materials and workmanship during the first 50% of usable treadwear, the tire will be replaced with a new, comparable tire at no charge including mounting and balancing charges. No adjustment will be made for tires that are worn more than 50%.

### 2. WHAT IS NOT COVERED BY THE WARRANTY

#### ■ NON-ADJUSTABLE CONDITIONS

##### A. Irregular wear or tire damage due to:

- Road hazards such as punctures, cuts, snags, scuffs, carcass bruised or impact breaks.
- Fire, wreck or collision.

- Improper inflation, overloading, high speed spinning, improper mounting or demounting, running flat, off-road use, racing, vandalism, willful damage or abuse.
  - Misalignment, wheel imbalance, defective brakes or shock absorber, use of tire chains.
  - Any tire which has failed as a result of adding material (e.g. tire fillers, sealant, or balancing substances).
- B. Tires fitted to anything other than the original vehicles.
- C. Tire worn beyond treadwear indicator (2/32nds inch or 1.6mm tread remaining).
- D. Tire presented by other than the actual owner-user.
- E. Tire branded "NA" (meaning no adjustment) or "blem" (meaning blemished).
- F. Loss of time inconvenience, loss of use of the vehicle or consequential damage.
- G. Ride disturbance after free-replacement conditions.
- H. Tire with weather cracking which was purchased more than four years prior to presentation for adjustment.
- I. No Flat Spot Warranty for Original tires.
- J. No Mileage Warranty for Original tires.

**(Continued on next page)**

#### ■ GENERAL EXCLUSIONS

- K. No Kumho Tire employee, retailer or dealer has the authority to make any warranty, representation, promise or agreement on behalf of Kumho Tire except as stated in this policy.
- L. Tires used in racing related activities or competitive events are not covered by this warranty.
- M. Limitation of remedy: to the extent permitted by law, Kumho disclaims liability for all consequential and incidental damages. Some provinces and states do not allow the exclusion or limitation of incidental or consequential damages, so the above limitation or exclusion may not apply to you. This warranty gives you specific legal rights, and you may also have the rights which vary from province to province in Canada, and from state to state in the U.S.A.

### 3. KUMHO OBLIGATIONS

Replacement qualifying under this warranty will be made by a participating Kumho Dealer or a participating Car Dealer.

### 4. OWNER'S OBLIGATIONS

- A. You must present the tire to a participating Kumho Dealer or a participating Car Dealer.
- B. For free replacement, a proof of purchase date such as car dealer invoice should be presented.

- C. No claim will be recognized unless submitted on a Kumho claim form completely filled out and signed by the owner or a participating Kumho Dealer or Car Dealer.

### WARNING FOR YOUR SAFETY

#### ■ TIRE DEMOUNTING AND MOUNTING

Improper tire mounting and inflation procedures may cause tire beads to break with explosive force during installation of the tire on the rim, causing personal injury and property damage. Follow the Rubber Manufacturers Association installation and safety procedure for mounting and inflating tires. Tire and rim must match in size. Rim parts must match by manufacturer's design. Clean rim. Lubricate rim and beads. Do not exceed the maximum recommended pressure to seat beads on rim. Use remote control inflation equipment and inflation cage.

#### NOTE:

**Never inflate over 40 psi to seat beads. Mount radial ply tires only on rims designated by wheel manufacturer as suitable for radial tire. Only specially trained persons shall mount tires.**

#### ■ AIR PRESSURE

Check the pressure in your tires, including your spare, at least monthly, and always before and during extended driving, when tires cold (at least 3 hours after the vehicle has been stopped and before it is driven

more than 1 mile / 1.6 kilometers). Do not reduce pressure when tires are hot, use an accurate air pressure gauge to check pressure and maintain it at the level recommended on the vehicle tire placard or in the Owner's Manual. Underinflation produces extreme flexing of sidewalls and builds up heat to the point that premature tire failure may occur. Overinflation can cause the tires "to be more susceptible to impact damage. Cold tire pressures," however, should never be higher than the limit molded on the sidewall.

#### ■ LOAD LIMITS

Never exceed the load-carrying limits molded onto the sidewall of your tires or the maximum vehicle load limit as shown on the vehicle tire placard, whichever is less. Overloading builds up excessive heat in the tire and leads to early and/or sudden failure.

#### ■ HAZARDS

Avoid running over objects (e.g., chuckholes, rocks, curbs, metal, glass, etc.) which may possibly cause internal tire damage. Continued use of a tire that has suffered internal damage (which may not be externally visible) can lead to dangerous tire failure. Determination of suspected internal damage requires demounting the tire from its rim and examination by trained tire personnel.

**(Continued on next page)**

#### ■ WORN TIRES

Never drive on worn tires. Tires should be replaced by trained personnel when 2/32nds inch (1.6mm) of remaining tread depth, as indicated by treadwear indicators molded into the tread grooves. Use of worn-out tires (less than 2/32nds of an inch remaining tread depth) increases the probability of tire failure. In most states, it is illegal to drive with less than 2/32nds of an inch of remaining tread depth.

#### ■ SPEED LIMITS

Operating your vehicle in excess of lawful speed limits or the maximum speeds justified by driving conditions can be dangerous. Excessive speed creates heat buildup in a tire, leading to possible tire failure.

#### ■ SPEED-RATED TIRES

Speed-rated tires are identified by letters P, Q, S, T, H, V, W, or Z as either part of the size designation (e.g., HR), or part of the service description adjacent to the size designation (e.g., 94H) and indicates the maximum speed capability of the tire when properly loaded and inflated. However, even when properly loaded and inflated, driving for prolonged periods at high speeds can cause tire damage and possible tire failure which could lead to an accident. Original equipment speed-rated tires must be replaced with tires of the same or high speed rating if the speed capability of the

vehicle is to be maintained. Consult your Kumho dealer for the tires best suited to your vehicle driving habit. Repairing of speed-rated tires must be done in accordance with RMA repair procedures and is limited to one 1/4 diameter repair in the tread area.

#### ■ TIRE ROTATION

Rotate your tires for longer tire life. Front and rear tires perform different jobs and can wear differently. Consult your vehicle Owner's Manual for mileage recommendations and rotation patterns.

#### ■ ADDITIONAL SAFETY INFORMATION FOR TEMPORARY TIRE

##### A. Air pressure.

Check inflation pressure as soon as practical after installation and inflate to 60 psi. The tire pressure should be checked monthly and maintained at 60 psi while the tire is stored or in service.

##### B. Vehicle restriction.

The temporary spare tire was specifically designed for your car and should not be used on any other vehicle.

##### C. Other restrictions.

The temporary spare tire should not be used with other wheels, nor should standard tires, snow tires, wheel covers, or trim rings be used with the temporary spare wheel. If such use is attempted, damage to these items or other vehicle components may occur.

## TIRE SERVICE ASSISTANCE OR INFORMATION

When you have tire problem, Kumho provides service and assistance. Any time you see damage to your tires, contact your local Kumho tire dealers or car dealer.

If no local dealer is available around you, dial Kumho Toll Free Service Number so that you can get information on where and how service is rendered to you.

(Continued on next page)



## FOR SERVICE ASSISTANCE OR INFORMATION

### KUMHO

U.S.A.

#### Toll Free Service Number

800-44(HI)-58646(KUMHO)

### KUMHO TIRE U.S.A. INC.

#### CORPORATE HEADQUARTERS

10299 6th Street,  
Rancho Cucamonga, CA 91730 U.S.A.  
Tel: (909) 428-3338

#### NEW JERSEY OFFICE

11 Commerce Ct. W.,  
South Brunswick, NJ 08810  
Tel: (201) 863-7505

#### ATLANTA OFFICE

1240 Highway 155 South,  
Mcdonough, GA 30253  
Tel: (678) 593-1422

#### CHICAGO OFFICE

2105 West Haven Avenue,  
New Lenox, IL 60451  
Tel: (815) 727-1408

Canada

#### VANCOUVER CORPORATE HEAD OFFICE

**(Toll Free: 1-888-995-8646)**

UNIT 260-4011 VikingWay,  
Richmond, BC V6V 2K9  
Tel: (604) 241-4142 ext 106  
Fax: (604) 241-5591

#### MISSISSAUGA OFFICE

**(Toll Free: 1-877-445-8646)**

UNIT B-6430 Kennedy Rd,  
Mississauga, ON L5T 2Z5  
Tel: (905) 564-0882 ext 200  
Fax: (905) 564-8930

#### ONTARIO OFFICE

**(Toll Free: 1-800-465-0618)**

OK Tire Stores Inc.  
520 Abilene RD,  
Mississauga, Ontario L5T 2H7  
Tel: (905) 564-5171

#### QUEBEC OFFICE

**(Toll Free: 1-877-657-6387)**

OK Tire Stores Inc.  
19101 Rue Clark Graham,  
Baie d'Urfe, Quebec, H9X 3P5  
Tel: (514) 457-5275

#### BRITISH COLUMBIA OFFICE

**(Toll Free: 1-800-663-1749)**

OK Tire Stores Inc.  
19082 21 Avenue Surrey, BC V3S 3M3

## WHO IS COVERED

The owner of a Michelin Passenger or Light Truck tire which bears the Michelin name and complete DOT identification number.

### *WHAT IS COVERED AND FOR HOW LONG*

Michelin Passenger and Light Truck tires, used in normal service on the vehicle on which they were originally fitted and in accordance with the maintenance recommendations and safety warnings contained in the Owner's Manual and in the Important Tire Safety Information Section of this booklet, are covered by this limited warranty against defects in workmanship and material for the life of the original usable tread, or 6 years from the date of purchase, whichever comes first. At that time, all warranties, express or implied, are terminated. The usable tread is the original tread down to the level of the tread wear indicators - 2/32nds of an inch (1.6mm) of tread remaining. Date of purchase is documented by new vehicle registration or tire sales invoice. If no proof of purchase, coverage will be based on date of manufacture. Replacement will be made in accordance with the terms and conditions described under "What Michelin Will Do".

## WHAT IS NOT COVERED

Tires which become unserviceable due to:

- Road hazard injury (e.g., a cut, snag, bruise, impact damage, or puncture, whether repairable or not);
- Incorrect mounting of the tire, tire/wheel imbalance, or improper repair;
- Misapplication, underinflation, overinflation, improper maintenance, racing, or other abuse;
- Uneven or rapid wear which is caused by mechanical irregularity in the vehicle such as wheel misalignment (a measured tread difference of 2/32nds of an inch (1.6mm) or more across the tread on the same tire) resulting in uneven or rapid wear;
- Accident, fire, chemical corrosion, tire alteration, or vandalism;
- Ozone or weather cracking;
- Flat spotting caused by improper storage or brake lock;
- The adding of liquid, solid or gaseous materials other than air, nitrogen, or carbon dioxide (e.g. waterbase sealers or balancing substances).

## WHAT MICHELIN WILL DO

### *PASSENGER AND LIGHT TRUCK TIRES*

A tire which becomes unserviceable due to a condition covered by this limited warranty will be replaced with a comparable new Michelin tire, free of charge, when 2/32nds of an inch (1.6mm) or less of the original tread is worn, (or 25% or less, whichever is most beneficial to the user) and within 12 months of the date of purchase. Mounting and balancing of tires is included. The cost of any other service charges or applicable taxes are payable by the user.

When more than 2/32nds of an inch of original tread has been worn (or more than 25%, whichever is most beneficial to the user) or after 12 months from date of purchase, the user must pay the cost of a comparable new Michelin passenger or light truck replacement tire on a pro-rata basis. The dealer shall determine the charge by multiplying the percentage of the original usable tread worn by the current actual selling price at the adjustment location or the price on the current Michelin Base Price List, whichever is lower. This List is based on a predetermined price intended to fairly represent the actual selling price of the tire. The cost of mounting, balancing and any other service charges or applicable taxes are payable by the user.

**(Continued on next page)**

## WHAT THE CONSUMER MUST DO

When making a claim under the terms of this limited warranty, the consumer must present the tire to an authorized Michelin Dealer. To locate an Authorized Tire Dealer, check the yellow pages under "Tire Dealers - Retail."

The vehicle on which the tire was used should be available for inspection.

It is essential that you read and understand the safety and maintenance recommendations (see Safety Maintenance Information) for your tires.

## CONDITIONS AND EXCLUSIONS

THIS LIMITED WARRANTY DOES NOT PROVIDE COMPENSATION FOR LOSS OF TIME, LOSS OF USE OF VEHICLE, INCONVENIENCE, INCIDENTAL, OR CONSEQUENTIAL DAMAGE.

TIRES PRESENTED FOR CLAIM REMAIN THE PROPERTY OF THE CONSUMER AND MICHELIN ACCEPTS NO RESPONSIBILITY FOR LOSS OF, OR DAMAGE TO, TIRES WHICH ARE IN THE CUSTODY OR CONTROL OF A MICHELIN TIRE DEALER FOR THE PURPOSES OF INSPECTION FOR WARRANTY ADJUSTMENT. IN THE EVENT OF A DISPUTED CLAIM, THE CONSUMER MUST MAKE THE TIRE AVAILABLE FOR FURTHER INSPECTION.

NO MICHELIN REPRESENTATIVE, EMPLOYEE OR DEALER HAS THE AUTHORITY TO MAKE OR IMPLY ANY REPRESENTATION, PROMISE OR AGREEMENT, WHICH IN ANYWAY VARIES THE TERMS OF THIS LIMITED WARRANTY.

THIS LIMITED WARRANTY APPLIES ONLY IN THE UNITED STATES AND CANADA.

### CONSUMER RIGHTS

THIS LIMITED WARRANTY GIVES YOU SPECIFIC LEGAL RIGHTS, AND YOU MAY ALSO HAVE OTHER RIGHTS WHICH VARY FROM STATE TO STATE AND PROVINCE TO PROVINCE.

### SAFETY MAINTENANCE INFORMATION

Read your vehicle owners manual, the information on the sidewall of your tires, the vehicle tire information placard and the Important Tire Safety Information section of this booklet for essential safety and maintenance information.

## THE WARRANTOR

The warrantor of Michelin Tires is Michelin North America, Inc. 1 Parkway South, P.O. Box 19001, Greenville, South Carolina 29602-9001.

For Customer Assistance:

1-800-TIRE HELP (800-847-3435) (U.S.)

1-888-871-4444 (Canada)

[www.michelinman.com](http://www.michelinman.com) (U.S.)

[www.michelin.ca](http://www.michelin.ca) (Canada)

Or write to:

Consumer Care

P.O. Box 19026

Greenville, SC 29602-9026

### DANGER

Disregarding any of the safety precautions and instructions contained in the Owner's Manual or the Important Tire Safety Information in this booklet may result in tire failure or explosion causing serious personal injury or death.

### PASSENGER TIRES AND LIGHT TRUCK TIRES LIMITED WARRANTY

Toyo Tire (U.S.A.) Corporation warrants Toyo brand passenger tires, light truck tires and "T" Type temporary spare tires mounted on vehicles as original equipment for adjustable conditions as follows:

**Important:** In accordance with Federal Law, this warranty has been designated as a "Limited Warranty." Nothing in this limited warranty is intended to be a representation that tire failures cannot occur.

#### WHAT IS COVERED BY THE LIMITED WARRANTY

Toyo brand passenger tires, light truck tires and full size spare tires are warranted for adjustable conditions for the new, original usable tread until worn down to the tread wear indicators (2/32nds of an inch of tread remaining) or for 60 months from the date of purchase (as verified by a copy of the original new vehicle purchase invoice), whichever comes first. In the event the original new vehicle purchase invoice is unavailable, the DOT serial number will be used to determine eligibility. See "What Is Not Covered" listed below. Presence of a manufacturing anomaly is not necessarily required to qualify for adjustment.

- (1) When 25% or less of the original usable tread of a radial tire has been worn, the tire will be replaced with a comparable new Toyo tire free of charge, including mounting and balancing. The original usable tread is the original tread down to the level of the tread wear indicators (2/32nds of an inch of tread remaining). Adjustments for ride disturbances or vibration, which cannot be corrected by balancing, are only adjustable in the first 25% of usable tread (a set of four tires will not be accepted for ride disturbance). Service charges or any applicable taxes are payable by you.
- (2) When more than 25% of the original usable tread of a radial tire has been worn, the user must pay for the cost of a comparable new Toyo replacement tire based on the amount of tread used. This is calculated by dividing the number of 32nds of an inch used by the original usable tread depth and multiplying by the actual current dealer selling price. The original usable tread is the original tread down to the level of the tread wear indicators (2/32nds of an inch of tread remaining). Service charges or any applicable taxes are payable by you.
- (3) The tires must be used in normal highway service on the vehicle they were originally installed, used

in non-commercial service and in accordance with the maintenance recommendations and safety warnings contained in the Owner's Manual and in the Important Tire Safety Information section of this booklet.

#### "T" TYPE TEMPORARY SPARE TIRE

If an examination by Toyo shows that the "T" Type temporary spare tire does not conform to this limited warranty, it will be replaced with a comparable new Toyo tire by an authorized Toyo dealer as follows:

- (1) When 50% or less of the original usable tread has been worn, the tire will be replaced with a comparable new Toyo tire free of charge. Mounting and balancing, service charges or any applicable taxes are payable by you.
- (2) When more than 50% of the original usable tread has been worn, you must pay for the cost of a comparable new Toyo replacement tire based on the amount of tread used. Mounting and balancing, service charges or any applicable taxes are payable by you.
- (3) Limited warranty duration is the life of the original usable tread (down to 2/32nds of an inch of tread remaining) or for 60 months from the date of purchase (as verified by a copy of the original new vehicle purchase invoice), whichever comes first. In the event the

**(Continued on next page)**

original new vehicle purchase invoice is unavailable, the DOT serial number will be used to determine eligibility.

### TEMPORARY SPARE TIRE SAFETY INFORMATION

The spare tire your car is equipped with may be of a different size and construction from the other tires on your vehicle. When using any temporary type spare tire, be sure to follow the vehicle manufacturer's instructions. FAILURE TO OBSERVE RECOMMENDED PRECAUTIONS COULD LEAD TO ERRATIC VEHICLE BEHAVIOR AND/OR TIRE DAMAGE POSSIBLY RESULTING IN AN ACCIDENT.

- (1) A "T" Type temporary spare tire is designed for temporary use only. It must not be used as a standard tire continuously. The temporary spare tire should be returned to the trunk as soon as it is convenient to have your standard tire repaired or replaced.
- (2) "T" Type temporary spare tires should NOT BE used for speeds exceeding 50 miles per hour.
- (3) NEVER use chains on "T" Type temporary spare tires because it could cause damage to your vehicle.
- (4) When you replace the temporary spare tire, replace it only with the same type of tire.

- (5) Check inflation pressure before use. Failure to have proper inflation pressure when using your spare tire can result in serious personal injury or death. Maintain inflation pressure of 35 psi for the temporary full size spare and 60 psi for the "T" Type, high pressure, temporary spare tire. When inflating or adding air to a "T" Type temporary spare tire, be very careful since the smaller tire volume can gain pressure much more rapidly than a normal full size tire.
- (6) Placing (mounting) your temporary use tire on a wheel which is not specifically designed for use with the temporary use tire or placing another type tire on your temporary use wheel can be dangerous. Your vehicle's handling characteristics can be seriously affected. You could have an accident resulting in serious personal injury or death. Consult your vehicle Owner's Manual for proper use of your "temporary use" spare tire.
- (7) The "T" Type high pressure temporary spare tire should not be used with any other wheel nor should standard tires, snow tires, wheel covers or trim rings be used on the high pressure spare tire wheel.
- (8) Do not operate your vehicle with more than one temporary spare in use (this

does not apply to a full size spare) and only at limited speeds and distances as indicated on the sidewall of the tire.

- (9) The "T" Type temporary spare tire may lower ground clearance when used. Avoid driving over large obstacles and other road hazards. Check your vehicle Owner's Manual for other special clearance precautions when using the "T" Type temporary spare tire provided in your vehicle.
- (10) Follow the maintenance recommendations and safety warnings contained in the Owner's Manual and in the Important Tire Safety Information section of this booklet.

### WHAT IS NOT COVERED BY THIS LIMITED WARRANTY

- (1) **Mileage is not warranted.**
- (2) Damage due to road hazards, whether repairable or not (such as cut, snag, bruise, impact break, bulge, puncture, improper use of tire chains, stone drill, chip, scale). These types of damages or air loss always require tire removal and inspection by a qualified tire professional.
- (3) Irregular tread wear or rapid tread wear due to failure to rotate the tires at recommended intervals or from vehicle misalignment.

(Continued on next page)

- (4) Damage resulting from improper repair materials or procedures such as rope type plugs. Toyo does not warrant any inspection or repair process. The repair is entirely the responsibility of the repairer and should be made in accordance with procedures as specified by the Rubber Manufacturers Association (RMA).
- (5) Damage from incorrect mounting or dismounting of the tire, incorrect wheel size, water or other material trapped inside the tire during mounting or failure to balance the tires.
- (6) Damage or uneven tread wear from incorrect inflation, overloading, fire, theft, defective mechanical conditions such as brakes, shocks, rims, wreck or collision, misuse, misapplication, negligence, willful damage or abuse, vandalism, tire alteration, tire spinning, racing or competition purposes.
- (7) Damage, corrosion or rubber deterioration due to the use of oil-based chemicals, waterbased sealers, balancing substances, or flammable gases.
- (8) Uniformity problems such as ride, balance and vibration complaints after the first 25% of tread wear.
- (9) Replacement of four (4) or more tires from the same vehicle will not be accepted for ride disturbance complaints i.e. vibration, out of round, out of balance, pulling, noise, due to the unlikely event of multiple tires with uniformity problems.
- (10) Claims for weather/ozone cracking after 5 years from the date of manufacture.
- (11) Any tire which has been run with low air pressure or while flat.
- (12) Tires used in commercial service.
- (13) Tires on vehicles regularly operated outside the United States.
- (14) Claims made by anyone other than the original retail purchaser of the vehicle.
- (15) Tires with the D.O.T. identification number removed or rendered illegible.
- (16) Any tire not presented and available for Toyo's inspection.
- (17) Any tire for which mileage and tire rotation records are not available or verifiable.
- (18) Any tires worn beyond the wear bars (less than 2/32nds of an inch of tread remaining).
- (19) Tires not supplied as original equipment on new vehicles (refer to Owner's Manual for coverage).
- (20) "T" Type temporary spare tires used at speeds over 50 miles per hour, exhibiting such damage.

- (21) Dealer service charges are not covered for routine or required maintenance of the tires such as alignments, rotation or balancing.
- (22) The cost of applicable federal, state and local taxes and fees.
- (23) Retreaded passenger and light truck tires are not warranted.

### CONSUMER'S OBLIGATION

The consumer is responsible for proper tire care and maintenance:

- (1) It is recommended tires be rotated every 3,500 miles or less for high performance (low profile) tires or every 7,500 miles or less for standard passenger and light truck tires. More frequent rotation may be necessary if, upon inspection, irregular or erratic tread wear is beginning to appear. As a general rule, front and rear tire tread depth differential should be kept to 2/32nds of an inch or less. Keep a record of the rotation.
- (2) The consumer must maintain the recommended air pressure in the tires according to vehicle manufacturer's recommendation. Check inflation pressures on all your tires, including the spare tire, when tires are cold, at least once a month before driving. Maintaining proper inflation pressure is the single most important thing

**(Continued on next page)**

you can do to ensure optimum tread life and tire durability. To avoid injury, NEVER reinflate a tire that has been run severely underinflated.

- (3) The consumer must maintain the vehicle's alignment in accordance with vehicle manufacturer's specifications.
- (4) The load capacity of the tires must not be exceeded.
- (5) The tire's maximum speed capability must not be exceeded.
- (6) Follow the maintenance recommendations and safety warnings contained in the Owner's Manual and in the Important Tire Safety Information section of this booklet.

### **TO MAKE A CLAIM UNDER THIS LIMITED WARRANTY**

In the event that you make a claim under the terms of the warranty, we ask the consumer to:

- (1) Present your tires and your vehicle to an authorized Toyo dealer. Call consumer relations at (800) 442-8696 (Pacific Time) or (888) 444-8696 (Eastern Time) for assistance locating the nearest Toyo tire dealer or visit our web site at [www.toyo.com](http://www.toyo.com) for our dealer locator.

- (2) Complete and sign the Toyo Limited Warranty Claim form provided by the dealer and leave the tire with the dealer for warranty processing.

**NOTE:** Check with your vehicle dealership. They may also assist you with your tire service requirements or in obtaining tire warranty service from the tire manufacturer.

The consumer is entitled to an adjustment in accordance with the warranty that was in effect when the tire was installed on the vehicle as original equipment. The adjustment policy provides for replacement with a comparable new Toyo tire if a Toyo tire becomes unserviceable due to an adjustable condition verified by Toyo's inspection of the tire. Free replacement or a pro rata charge depends on the remaining usable tread when tire is presented for adjustment.

### **LIMITATIONS AND EXCLUSIONS**

**THIS LIMITED WARRANTY APPLIES ONLY TO THE 50 UNITED STATES, AND THE DISTRICT OF COLUMBIA. THIS WARRANTY IS THE ONLY WRITTEN WARRANTY PROVIDED BY TOYO.**

No Toyo employee, representative or dealer has the authority to make or imply any representation, promise or agreement, which in any way varies the terms of this limited warranty.

### **LIMITATION AND EXCLUSION ON DAMAGES:**

TOYO SHALL NOT BE LIABLE FOR ANY INCIDENTAL OR CONSEQUENTIAL DAMAGES FOR BREACH OF THIS LIMITED WARRANTY OR ANY IMPLIED WARRANTY, (including, for example loss of time, loss of use of vehicle, towing charges, road service or inconveniences). Some states do not allow the exclusion or limitation of incidental or consequential damages, so the above exclusions may not apply to you.

### **YOUR RIGHTS UNDER STATE LAW**

This limited warranty gives you specific legal rights; and you may also have other rights, which vary from state to state.

### **THE WARRANTOR**

The warrantor of Toyo Tires is Toyo Tire (U.S.A.) Corporation, 6261 Katella Ave., Suite 2B, Cypress, California 90630.

### **FOR ASSISTANCE**

Contact your authorized Toyo Tire retailer or call Toyo Tire Consumer Relations at (800) 442-8696 (Pacific Time) or (888) 444-8696 (Eastern Time) Monday through Friday 8:00 am to 4:45 pm.

**IMPORTANT SAFETY AND  
MAINTENANCE INFORMATION!**

Any tire, no matter how well constructed, can fail as a result of punctures, impact damage, improper inflation or other conditions resulting from use. Tire failures may create a risk of property damage or personal injury. To reduce the risk of tire failure, we strongly recommend the following:

**SERIOUS INJURY MAY RESULT FROM:**

- (1) Tire failure due to underinflation, vehicle overloading or use in excess of legal speeds – follow Owner's Manual and tire data placard in your vehicle.
- (2) Explosion of tire/rim assembly due to improper mounting – only specially trained persons should mount tires.

Refer to the tire data placard, the Owner's Manual and Important Tire Safety Information and instructions contained in this booklet.



**WHO IS THE WARRANTOR**

The warrantor of the tires supplied as original equipment on your new Nissan vehicle is the tire manufacturer or tire distributor of your specific tires. Nissan is **NOT** the warrantor of your original equipment tires. The warrantor for each of the tire brands which may be installed as original equipment on your new Nissan is listed below.

- **BFGoodrich Tires**  
 P.O. Box 19026  
 Greenville, South Carolina 29602-9026  
**1-877-788-8899 (U.S.)**  
**1-888-871-6666 (Canada)**  
<http://www.bfgoodrichtires.com>
- **Bridgestone Firestone North American Tire LLC**  
 535 Marriott Dr.  
 Nashville, Tennessee 37214  
**1-800-847-3272**  
<http://www.bridgestone-firestone.com>
- **Continental General Tire, Inc.**  
 1830 McMillan Park Drive,  
 Fort Mill, South Carolina 29707  
**1-800-847-3349**  
**1-800-461-1776 (Canada)**  
<http://www.continentaltire.com>  
<http://www.continentaltire.ca>  
<http://www.generaltire.com>
- **Goodyear Tire & Rubber Company**  
 (Goodyear and Dunlop Tires)  
 1144 E. Market Street  
 Akron, Ohio 44316  
**1-800-321-2136**  
<http://www.goodyear.com>
- **Michelin North America, Inc.**  
 1 Parkway South  
 P.O. Box  
 19001 Greenville, South Carolina  
 29602-9001  
**1-866-866-6605 (U. S.)**  
**1-888-871-4444 (Canada)**  
<http://www.michelinman.com>
- **Toyo Tire (U.S.A.) Corporation**  
 6261 Katella Ave., Suite 2B  
 Cypress, California 90630  
**1-800-442-8696 (Pacific Time)**  
**1-888-444-8696 (Eastern Time)**  
<http://www.toyo.com>
- **Hankook**
- **CORPORATE HEADQUARTERS**  
 1450 Valley Road  
 Wayne, New Jersey 07470  
**1-973-633-9000**  
**Toll Free 1-877-740-7000**  
<http://www.hankooktireusa.com>
- **WEST REGIONAL OFFICE**  
 11555 Arrow Route, Suite 105  
 Rancho Cucamonga, CA 91730  
**1-909-481-9800**  
**Toll Free 1-800-426-8252**
- **Kumho Tire U.S.A. Inc.**  
 Corporate Headquarters  
 10299 6th Street  
 Rancho Cucamonga, CA 91730  
**1-909-428-3338**  
**Toll Free 1-800-44(HI)-58646(Kumho)**
- **Yokohama Tire USA**  
<http://kumhousa.com>
- **Yokohama Tire Corporation**  
 601 S.Acacia Avenue  
 Fullerton, CA 92831  
**1-800-722-9888**  
<http://yokohamatire.com>
- **Falken Tire**
- **Falken Tire Corporation**  
 8656 Haven Avenue  
 Rancho Cucamonga, CA 91730  
**1-800-723-2553**  
<http://Falkentire.com>

(Continued on next page)

**WHAT IS COVERED**

The tire manufacturer's warranty statement for the specific tires supplied as original equipment on your vehicle may be found their website.

**WHAT YOU MUST DO**

**Please refer to the following pages for important safety information.**

To obtain information on tire warranties and tire dealer service locations or for customer service, contact the appropriate warrantor listed above.

In order to obtain warranty service, you must present the unserviceable tire to an authorized Nissan dealer or to an authorized dealer of the warrantor in the United States or Canada. Your Nissan dealer will also assist you with your tire service requirements or in obtaining tire warranty service from the tire manufacturer.

Any tire, no matter how well constructed, may fail due to improper maintenance or service factors. This could create a risk of property damage and serious or fatal injury. Disregarding any of the safety precautions and instructions contained in this manual may result in tire failure or explosion causing serious personal injury or death. For your safety, comply with the following:

## TIRE INFLATION

Keep tires inflated to the pressures recommended on the tire data placard. (See your Owner's Manual for location.) These inflation pressures must be maintained as a minimum. However, do not exceed the maximum pressure rating indicated on the tire sidewall.

**CHECK INFLATION PRESSURES ON ALL YOUR TIRES, INCLUDING THE SPARE, WHEN TIRES ARE COLD, AT LEAST ONCE A MONTH BEFORE DRIVING.**

Failure to maintain correct inflation may result in improper vehicle handling and may cause rapid and irregular tire wear, sudden tire destruction, loss of vehicle control and serious personal injury. Therefore, inflation pressures should be checked at least once a month and always prior to long distance trips.

Pressures should be checked when tires are cold. The tires are cold when your vehicle has been driven less than a mile at moderate speed after being stopped for three or more hours.

## CHECKING PRESSURE WHEN TIRES ARE HOT

If you must add air when your tires are hot, add four pounds per square inch (psi) (28kPa) above the recommended cold air pressure. Recheck the inflation pressure when the tire is cold.

For Example Only:

Gauge reading of hot tire: 32psi

If recommended pressure is: 30psi

Desired gauge reading of hot tire  $30 + 4\text{psi} = 34\text{psi}$

Check cold pressures as soon as possible, at least by the next day. Never "bleed" air from hot tires as your tire will be underinflated. Use an accurate tire gauge to check pressures. Never allow children to air up tires.

**DRIVING ON ANY TIRE THAT DOES NOT HAVE THE CORRECT INFLATION PRESSURE IS DANGEROUS.** For replacement tires, the correct inflation pressure will be provided by your tire dealer. If not, refer to the vehicle decal.

Underinflation produces extreme flexing of the sidewalls and builds up heat which may result in sudden tire destruction and serious personal injury. Overinflating can cause the tire to be more susceptible to impact damage.

## LOAD LIMITS

**DO NOT OVERLOAD. DRIVING ON ANY OVERLOADED TIRE IS DANGEROUS.** Never load your tires beyond the load carrying limits molded into the sidewall of the tires or the maximum vehicle load limit as shown on the vehicle tire data placard, whichever is less. Overloading causes heat to build up which can lead to sudden tire failure and serious personal injury.

## SPEED LIMITS AND SPEED RATED TIRES

**HIGH SPEED DRIVING CAN BE DANGEROUS.** Never operate your vehicle in excess of lawful speeds or the maximum speeds justified by the driving conditions. Excessive speeds or racing can cause heat buildup in a tire leading to possible failure and serious personal injury.

<sup>1</sup> Provided by and published at the request of the tire manufacturers/warrantors.

**Correct inflation pressure is especially important.** However, at high speeds, even with the correct inflation pressure, a road hazard, for example, is more difficult to avoid and if contact is made, there is a greater chance of causing tire damage than at the lower speed. Moreover, driving at high speed reduces the reaction time available to avoid accidents and bring your vehicle to a safe stop. If you see any damage to a tire or wheel, replace it with your spare tire and see your tire dealer at once.

Tire speed ratings do not imply that a vehicle can be safely driven at the maximum speed for which the tire is rated. In addition, some damages or improper repairs may cause a speed-rated tire to lose its speed rating. Exceeding the tire's maximum speed rating will cause the tire to build up excessive heat which can cause tire damage that could result in sudden tire destruction and rapid air loss. Failure to control a vehicle with sudden air loss can lead to an accident. In any case, you should not exceed reasonable speeds as indicated by the legal limits and driving conditions.

**SPEED SYMBOLS** -are shown on the sidewall of some tires. The following table shows the maximum speed corresponding to the symbol.

### SPEED RATINGS

†Speed Maximum Rating	Speed	
	mph	km/Hr
M	81	130
N	87	140
P	93	150
R	99	160
R	106	170
S	112	180
T	118	190
H	130	210
W	168	270
Y	186	300
V*	149	240
Z**	149	240

**\*Some V (or VR) rated tires may have a speed capacity of greater than 149 mph (240 km/h).** Consult your tire manufacturer for maximum speed ratings if your vehicle capability exceeds this speed.

**\*\*Z (or ZR) rated tires are designed for use on cars with maximum speed capabilities in excess of 149 mph (240 km/h).** Consult your tire manufacturer for maximum speed capabilities.

†Although a tire may be speed rated, we do not endorse the operation of any vehicle in an unsafe or unlawful manner. Speed ratings are based on laboratory tests which relate to performance on the road, but are not applicable if tires are underinflated, overloaded, worn out, damaged, altered, improperly repaired, or retreaded. Furthermore, tire speed ratings do not imply that vehicles can be safely driven at the maximum speed for which the tire is rated, particularly under adverse road and weather conditions or if the vehicle has unusual characteristics. Most highway passenger tires that do not have a speed symbol in the sidewall have a maximum speed rating of 105 mph. Light truck highway tires that do not have a speed symbol on the sidewall of the tire have a maximum speed of 87 mph. Some light truck tires may have higher maximum speeds; consult your tire dealer. The speed and other ratings of retreaded tires are assigned by the retreader and voids the original manufacturer's ratings.

(Continued on next page)

**IMPORTANT:** In order to maintain the speed capability of the vehicle, replacement tires must have speed ratings equal to or higher than those fitted as original equipment (as indicated on the vehicle placard or Owner's Manual). If tires with lower speed ratings are fitted, the speed capability of the vehicle will be lowered to the maximum speed capability of the replacement tire as indicated on the above table.

Remember...High speed driving can be dangerous and may be damaging to your tires.

And...When driving at highway speeds, correct inflation pressure is especially important.

Contact the manufacturer of your tires for their position and assistance on the repair of speed-rated tires. When you are replacing tires that have a speed rating, you must replace with tires of the same or higher speed rating if the speed capability of the vehicle is to be maintained.

## **VISUAL INSPECTION**

### **INSPECT YOUR TIRES. DO NOT DRIVE ON A DAMAGED TIRE OR WHEEL.**

Check your tires frequently for scrapes, bulges, separations, cuts, snags, cracks, penetrations or excessive localized wear from hard braking. Also check for abnormal tire wear, particularly on the edges of the tire tread which may be caused by misalignment or underinflation. Impacts

can damage the inner portion of the tire without being visible on the outside. If damage can be seen on the tires or wheels, or if you suspect that possible impact damage may have occurred, replace with spare at once and have your tire store or dealer inspect your tires immediately. Use of a damaged tire could result in tire destruction. When inspecting your tires, including the spare, check your air pressures. If your pressure check indicates that one of your tires has lost pressure of two pounds or more, look for signs of penetrations, valve leakage, or wheel damage that may account for the air loss.

All tires will wear out faster when subjected to high speeds as well as hard cornering, rapid starts, sudden stops, frequent driving on roads which are in poor condition, and off-road use. Roads with holes and rocks or other objects can damage tires and cause misalignment of your vehicle. When you drive on such roads, drive on them carefully and slowly, and before driving again at normal or highway speeds, examine your tires for any damage, such as cuts, bulges, penetrations, unusual wear patterns, etc.

**TREAD WEAR INDICATORS (WEAR BARS):** Tires contain Tread Wear Indicators (Wear Bars) in the grooves of the tire tread which **show up when only 2/32nds of an inch (1.6mm) of tread is remaining. At this stage, your tires must be replaced. Tires worn beyond this stage are dangerous.**

\* Provided by and published at the request of the tire manufacturers/warrantors.

## **HAZARDS**

Objects in the road that threaten a tire should be safely avoided. These objects are potholes, glass, metal, rocks, wood debris and the like. Unavoidable contact should prompt a thorough tire inspection.

You may not always recall hitting an object that can damage or injure your tires. If while driving your vehicle experiences any unusual vibrations, ride disturbance or noise and/or you suspect that possible damage to the tires or vehicle has occurred, **DO NOT JAM OR LOCK YOUR BRAKES!** Rather reduce your speed and drive with caution until you can safely pull off the road. Stop and inspect the tires. If the tire is underinflated or damaged, deflate, remove the tire and rim assembly and replace it with your spare. If you cannot detect a cause, have the vehicle towed to the nearest vehicle or tire dealer to have the vehicle inspected.

(Continued on next page)

## REPAIRING, MOUNTING AND DEMOUNTING OF TIRES

Do not attempt to repair, mount or demount a tire yourself. Tire changing can be dangerous and must be done by professionally trained persons using proper tools and procedures as specified by the Rubber Manufacturers Association (RMA). Follow these mounting recommendations. Your tires should be mounted on wheels of correct size and type and which are in good, clean condition. Bent, chipped or rusted wheels may cause tire damage. The inside of the tire must be free from foreign materials. Have your dealer check the wheels before mounting new tires. Mismatched tires and rims can explode during mounting. Also, mismatched tires and rims can result in dangerous tire failure on the road. If a tire is mounted by error on the wrong-sized rim, do not remount it on the proper rim - scrap it. It may be damaged internally (which is not externally visible) by being dangerously stretched and could fail on the highway.

Old valves may leak. When new tubeless tires are mounted, have new valves of the correct type installed. Tubeless tires must be mounted only on wheels designed for tubeless tires, i.e., wheels which have safety humps or ledges.

Never perform a temporary repair, use an inner tube or inject sealant as a permanent substitute for a proper repair. Only qualified persons should repair tires.

Be sure that all your valves have suitable valve caps. This will keep valve cores clean and clear and guard against leakage.

**REPAIRS - WHENEVER POSSIBLE, SEE A TIRE DEALER AT ONCE.** Some tire manufacturers do not warrant any inspection or repair process. The repair is entirely the responsibility of the repairer. Punctures in the tread of a passenger tire which do not exceed 1/4 of an inch (6mm) in diameter can usually be repaired by following the Rubber Manufacturer's Association (RMA) Passenger and Light Truck Repair procedures. Contact the manufacturer of your tires for its position and assistance as to the acceptable location for a proper repair and the repair of speed rated tires. **Do not use plug repairs. They may cause further damage to the tire. They are not always air tight and the plug may fail.** Do not exceed posted speed limits on any repaired tire. Certain tire manufacturers speed ratings are voided if the tire is repaired.

Although a tire was properly repaired, internal structural damage resulting from the puncture may have occurred. Sometime later the damage may cause the tire to be removed from service.

If the tire has a puncture in the tread which exceeds 1/4 inch (6mm), the tire must be replaced. If any tire has sustained a puncture, have the tire inspected internally by a tire dealer for possible damage that may have occurred.

Improper mounting and inflation procedures can cause an explosion of the tire/rim assembly. Only specially trained persons should perform these tasks. Contact your tire store or dealer for assistance.

**CAUTION -Never, under any circumstance, introduce a flammable substance into a tire.**

## WHEEL ALIGNMENT AND BALANCING

Wheel alignment and balancing are important for safety and maximum mileage from your tires. Check how your tires are wearing at least once a month. If your tires are wearing unevenly, such as the inside shoulder of the tire wearing faster than the rest of the tread, or if you detect excessive vibration, your vehicle may be out of alignment or balance. These conditions not only shorten the life of your

(Continued on next page)

tires, but adversely affect the handling characteristics of your vehicle which could be dangerous. If you detect irregular wear or vibration, have your alignment and balance checked immediately. Tires which have been run underinflated will show more wear on the shoulders than in the center of the tread.

## **HARD BRAKING**

You must inspect your tires after any hard braking circumstances or after tires have slid on the pavement. This can cause a flat spot in a section of the tire tread.

## **TIRE SPINNING**

Never spin your tires above a speedometer reading of 35 mph (55 km/h) if your vehicle becomes stuck. The centrifugal force generated by the free spinning tire/wheel assembly may cause a sudden tire explosion, resulting in vehicle damage and/or serious personal injury or death. Never allow anyone to stand near or behind a tire spinning at high speed while attempting to push a vehicle that is stuck. When in mud, sand, snow, ice or other slippery conditions, do not indulge in excessive wheel spin. In such conditions, with automatic transmission vehicles, by accelerating the engine excessively, it is possible to spin one of the drive tires beyond its speed capability. This is also true when balancing a drive tire/wheel assembly using the engine of the vehicle to spin the wheel.

## **TIRE TREAD**

Tires must be replaced when the depth of the tread reaches 2/32 inch (1.6 mm). Tires are manufactured with tread wear indicators molded into the tire grooves which indicate tread wearout. As tires approximate 2/32 inch (1.6 mm) wearout, the tread gauge becomes thinner and more vulnerable to the effects of road hazards. Also, worn tires are more subject to hydroplaning, which can cause loss of control. Therefore, visual tire inspection becomes more crucial as the tires wear out.

## **WORN TIRES**

Never drive on worn tires. Tires should be replaced by trained personnel when 2/32nds of an inch tread depth remains, as indicated by the tread wear indicators molded into the tread grooves. In most states, it is illegal to drive with less than 2/32nds of an inch of tread remaining.

## **TIRE MIXING**

For best performance select tires similar in size and load rating to the original equipment tires. It is recommended that the same size and type of tire be used on all four wheel positions. In certain tires, casing ply material and ply construction may vary as indicated on the sidewall of the tire. When changing or replacing tires, it is preferred that all four tires are the same construction type (i.e., High Performance,

All Season, Mud & Snow) and construction (Radial or Bias Ply). Before mixing tires of different types on a vehicle in any configuration, be sure to check the vehicle Owner's Manual for its recommendations.

Tires which meet the Rubber Manufacturer's Association (RMA) definition of mud and snow tires are marked M/S, M+S, M&S. On such tires, this designation is molded into the sidewall. Tires without this notation are not recommended for mud and/or snow driving.

If snow tires are needed, it is necessary to select tires equivalent in size and load rating to the original equipment tires. Always fit performance snow tires in sets of four (4) for optimum mud & snow traction and maintenance of vehicle handling characteristics. If you do not, it may adversely affect the safety and handling of your vehicle. It is also important to check the vehicle Owner's Manual before mixing or matching tires on 4-wheel drive vehicles as this may require special precautions. Please refer to your Owner's Manual for more information on tire replacement precautions.

**(Continued on next page)**

## TIRE ROTATION

Tires on your Nissan vehicle should be rotated every 7,500 miles or as irregular wear develops. If irregular wear becomes apparent or if the wear rate on the tires is perceptibly uneven, the tires should be rotated in such a way to alleviate the problem. Check your vehicle for any mechanical problems and correct if necessary. Any rotation pattern or procedure may be followed including those indicated in the Owner's Manual. Some tires have arrows on the sidewall showing the direction in which the tire should turn. When rotating this type of tire, care must be taken to maintain the proper turning direction as indicated by the arrows. Some vehicles have different tire sizes specified for front and rear axles. Tires on these vehicles should not be rotated side to side (unless they are nondirectional). Where a temporary type spare tire is available, it should not be included in the tire rotation schedule. Such tires are intended for temporary use only.

## REPLACING TWO TIRES

If your vehicle was originally equipped with four tires that were the same size and you are only replacing two of the four tires, install the new tires on the rear axle. Placing new tires on the front axle may cause loss of vehicle control in some driving conditions and cause an accident and personal injury.

## TRAILER TOWING

If you anticipate towing a trailer, you should see a tire dealer for advice concerning the correct size of tire and pressure. Tire size and pressure will depend on the type and size of the trailer and hitch utilized, but in no case must the maximum cold inflation pressure or the tire load rating be exceeded. Check the tire decal and your Owner's Manual for further recommendations on trailer towing.

## TIRE ALTERATIONS

Do not perform any alterations on your tires. Alterations may prevent proper performance, leading to tire damage, which can result in an accident. Tires which become unserviceable due to alterations such as truing, whitewall inlays, addition of balancing or sealant liquids, may be excluded from warranty coverage. Consult your tire warranty.

## HIGH PRESSURE TEMPORARY SPARE TIRES

- 1) The high-pressure spare tire in your Nissan vehicle is designed for temporary use only and must not be used continually as a regular tire. The standard tire should be repaired and/or replaced as soon as possible.
- 2) Avoid driving over obstacles that may damage the tire through impact or cutting, such as potholes, glass, metal, etc.

- 3) Speed must not exceed 50MPH (80km/h) for non-speed-rated temporary spare tires.
- 4) Temporary spare tires have a limited treadlife which can vary depending on road conditions and your driving habits. The spare tire should be returned to the trunk as soon as the standard tire can be repaired or replaced.
- 5) Because the high-pressure spare tire was specifically designed for your car, it should not be used on any other vehicle.
- 6) Do not use snow chains on your high-pressure spare. This could cause damage to your vehicle.
- 7) Check the tire's cold inflation pressure monthly and maintain at 60psi (4.2kg/cm<sup>2</sup>) even when not in use.
- 8) The high-pressure spare tire should not be used with any other rim nor should standard tires, wheel covers, or trim rings be used on the high-pressure spare tire rim which was originally installed.
- 9) When the tread wear indicator appears on the tire, replace it only with the same type spare tire.
- 10) Do not enter an automatic car wash with a temporary spare tire fitted.

(Continued on next page)



- 11) Do not make a sharp turn or apply the brakes suddenly when driving on a high-pressure temporary spare.

**NOTE:** When using any temporary type spare tire, be sure to follow the vehicle Owner's Manual instructions.

## TIRE STORAGE

All tires should be stored in a cool dry place indoors so that there is no danger of water collecting inside them.

When tires are stored they should be stored in a cool place away from sources of heat and ozone such as hot pipes and electric generators. Be sure that surfaces on which tires are stored are clean and free from grease, gasoline or other substances which could deteriorate the rubber. (Tires exposed to these materials during storage or driving could be subject to sudden failure.)

### To Avoid Damage to your Tires and Possible Accident:

- Check tire pressure at least once a month when tires are cold and before long trips.
- Do not underinflate/overinflate.
- Do not overload.
- Drive at moderate speeds, observe legal limits.
- Avoid driving over potholes, obstacles, curbs or edges of pavement.
- Avoid excessive wheel spinning.
- If you see any damage to a tire, replace with spare and see the tire manufacturer's dealer or your Nissan dealership.

For further information, the Consumer Tire Guide on passenger tire care, safety and mileage performance is available in the United States by writing the Tire Industry Safety Council, Box 1801, Washington, D.C. 20013.

## WHAT IS COVERED

Nissan<sup>2</sup> warrants to correct defects in materials or workmanship in all genuine Nissan replacement parts, Genuine NISMO S-tune parts, and Genuine Nissan accessories, distributed by Nissan North America in the United States, installed and used on Nissan (if an appropriate use and application of the part, accessory, or Genuine NISMO S-tune part) vehicles only, except as described under the caption below, "WHAT IS NOT COVERED".

This warranty covers any repairs needed to correct defects in materials or workmanship. Bedliners will be repaired to commercially acceptable standards subject to the conditions and limitations listed in "WHAT IS NOT COVERED."

## HOW LONG IS THE WARRANTY

Except for replacement audio components, this warranty is for 12 months or 12,000 miles from the date of installation or purchase, whichever is earlier. However, the warranty on Genuine Nissan replacement parts, Genuine NISMO S-tune parts, and Genuine Nissan accessories installed during the Nissan New Vehicle Limited Warranty will extend through, and will not end before, the end of that original warranty.

<sup>1</sup> Actual warranty is provided by the dealer at time of purchase and should be read carefully. This warranty is subject to change and the applicable warranty will be that which is in effect on the date of purchase.

<sup>2</sup> Nissan indicates Nissan North America, Inc., P.O. Box 685003, Franklin, TN 37068-5003 which distributes and provides consumer services for Nissan Vehicles in the United States.

## REPLACEMENT AUDIO COMPONENTS

A replacement Radio, Amplifier navigation, Bluetooth®, control unit, or Compact Disc Player/Auto Changer supplied by Nissan is covered for 12 months from the time of installation or the balance of the Basic Vehicle Warranty as it applies to audio components, whichever is greater.

## WHAT IS NOT COVERED

This warranty does not cover:

1. Tires or replacement batteries. These items are covered by separate warranties.
2. Nissan Motorsports and NISMO R-tune parts, including NISMO Legacy parts are sold "AS IS" without warranties, express or implied unless expressly prohibited from doing so by applicable law, in which case the warranty provided is the minimum required by law.
3. Normal maintenance service and parts replacement as outlined in the maintenance schedule of your Nissan Owner's Manual.
4. Damage or failures of parts resulting from:
  - Misuse (your Owner's Manual is your guide to proper use). Accident, theft, fire, driving through water resulting in engine water ingestion.

- Chemical fallout, tree sap, salt, sand, hail, flood or other environmental conditions
  - Modification or improper repair of the part or of the vehicle in which the part is installed.
  - Use of parts not equivalent in quality or design to parts supplied by Nissan.
  - Lack of performance of required maintenance services as outlined in your Nissan Owner's Manual
  - Use of improper or dirty fuel, fluids or lubricants.
  - Normal wear and tear, including dings, dents, chips or scratches.
5. SALVAGE TITLE. This warranty does not cover damage, failures or corrosion to any Nissan replacement part, Genuine NISMO S-Tune Part, or Genuine Nissan Accessory, installed in the vehicle, if the vehicle is issued a salvage or similar title including, but not limited to junk, scrap, rebuilt, or flood titles, under any state's law. (This exclusion does not extend to new Genuine Nissan replacement parts, NISMO S-tune parts or Genuine Nissan accessories, installed in a Nissan vehicle after the issuance of a salvage or similar title.)

**(Continued on next page)**

## WHAT YOU MUST DO

In order to obtain warranty service you must deliver the warranted part or accessory, or the vehicles, on which the part or accessory is installed, to an authorized Nissan dealer in the United States or Canada at your expense with proof of purchase (parts invoice or service repair order from an authorized Nissan dealer).

### LIMITATION OF WARRANTIES AND OTHER WARRANTY TERMS AND STATE LAW RIGHTS

**EXTRA EXPENSES - LIMITATIONS OF DAMAGES** This warranty does not cover incidental or consequential damages such as loss of the use of the vehicle, inconvenience or commercial loss.

ANY IMPLIED WARRANTY OF MERCHANTABILITY AND FITNESS FOR A PARTICULAR PURPOSE SHALL BE LIMITED TO THE DURATION OF THIS WRITTEN WARRANTY.

Some states do not allow the exclusion or limitation of incidental or consequential damages or limitations on how long an implied warranty lasts, so the above limitations or exclusions may not apply to you. This warranty gives you specific legal rights, and you may also have other rights, which vary from state to state.

Nissan does not authorize any person to create for it any other warranty, obligation or liability in connection with this vehicle.

The names and addresses of authorized Nissan dealers are listed in telephone directories.

You must also pay for labor charges to remove and replace the part or accessory if it was not originally installed on your vehicle by an authorized Nissan dealer.

## WHAT NISSAN WILL DO

If the part or accessory to be repaired was originally installed by an authorized Nissan dealer, it will be removed and reinstalled after repair at no charge for parts and labor. If the part or accessory was not installed by an authorized Nissan dealer, the part or accessory will be repaired or exchanged only. Any needed parts replacement will be made using Genuine Nissan or Nissan approved new or remanufactured parts. Nissan reserves the right to make changes at any time, without notice, to production and service parts in their specifications, colors, and materials, including those used in connection with warranty repairs. For this reason, when approved by Nissan and at Nissan's discretion, functionally equivalent replacement parts may be used that do not exactly match the original production part.

## WHAT IS COVERED

Nissan<sup>2</sup> warrants to the first retail purchaser ("Original Repairing Vehicle Owner"), that Nissan will either repair or replace the Genuine Nissan Outer Sheet Metal Panels you install or have installed on your Nissan vehicle should the purchased panels develop inside out rust-through corrosion perforation. Replacement sheet metal panels must be installed on vehicles owned and operated in the United States and Canada. Nissan warrants to the Original Repairing Vehicle Owner that the replacement and refinishing of panels will be carried out at no cost to the Original Repairing Vehicle Owner subject to the exclusions listed below under the heading "What is not Covered".

## WHAT IS NOT COVERED

This warranty becomes void when damage results from:

1. Accidents, collision, faulty installation, or any alteration to the panel, panels, or vehicle that could be reasonably expected to affect the performance of the covered panels.
2. Environmental pollution or conditions, including acid rain, hail, or lightning.
3. Vehicle neglect, abuse, or use of the vehicle for unintended purposes.

4. Stone chips, scratches, or other paint damage that lead to surface rust damage.
5. Cleaning and polishing agents, chemicals, and solvents, including improper undercoating or use of other rust prevention materials.

## WHAT YOU MUST DO

The purchaser must present the original receipts and/or repair orders to a Nissan dealer in order to invoke this warranty. The dealership will then validate and verify warranty coverage prior to authorization for replacement or repair of the panels.

## WHAT NISSAN WILL DO

Nissan<sup>2</sup> will pay for the cost of the repair, including parts, labor, paint, and supplies necessary to repair or replace and refinish the panels purchased. The repair may be completed at an authorized Nissan dealership's collision repair shop or an independent collision repair shop that will install Genuine Nissan replacement parts. Whether a Nissan dealership collision repair shop or independent collision repair shop completes the repair, only authorized Nissan dealership personnel or authorized Nissan personnel can approve a repair or replacement under this warranty.

## LIMITATION OF WARRANTIES AND OTHER WARRANTY TERMS AND STATE LAW RIGHTS

**EXTRA EXPENSES - LIMITATIONS OF DAMAGES** This warranty does not cover incidental or consequential damages such as loss of the use of the vehicle, inconvenience or commercial loss.

ANY IMPLIED WARRANTY OF MERCHANTABILITY AND FITNESS FOR A PARTICULAR PURPOSE SHALL BE LIMITED TO THE DURATION OF THIS WRITTEN WARRANTY.

Some states do not allow the exclusion or limitation of incidental or consequential damages or limitations on how long an implied warranty lasts, so the above limitations or exclusions may not apply to you. This warranty gives you specific legal rights, and you may also have other rights, which vary from state to state.

Nissan<sup>2</sup> does not authorize any person to create for it any other warranty, obligation or liability in connection with this vehicle.

<sup>1</sup> Actual warranty is provided by the dealer at time of purchase and should be read carefully. This warranty is subject to change and the applicable warranty will be that which is in effect on the date of purchase.

<sup>2</sup> Nissan indicates Nissan North America, Inc., P.O. Box 685003, Franklin, TN 37068-5003, which distributes Nissan vehicles in the United States.

**WHAT IS COVERED AND FOR HOW LONG**

Nissan<sup>2</sup> warrants to correct defects in materials or workmanship, or for failure due to normal wear and tear, of all replacement **Genuine Nissan Original Equipment muffler assemblies, Genuine Nissan vehicle suspension system shock absorbers and strut assemblies** installed on Nissan vehicles only, except as described under the caption below, "WHAT IS NOT COVERED". **THE LIFETIME FEATURE OF THIS WARRANTY APPLIES ONLY IF** the parts are purchased and paid for by the owner of the vehicle on which they are installed, and only if they are installed by an authorized Nissan dealer, for as long as the original purchaser of the replacement **muffler assembly, shock absorber and/or strut assembly** owns the Nissan vehicle on which the parts are installed.

**IMPORTANT:** The lifetime feature of this warranty does not apply to parts (a) paid for in whole or in part by Nissan, to include warranty replacement, campaigns or goodwill adjustments, or (b) which are paid for under the terms of any service contract. Such parts are instead warranted against defects in material or workmanship only (but not failure due to normal wear and tear) for 12 months or 12,000 miles from the date of installation or purchase, whichever is earlier. In no case shall the warranty from defects in material or workmanship end prior to the end of the applicable Nissan New Vehicle Limited Warranty on the Nissan vehicle on which the parts are installed, had the part(s) been installed in the vehicle at manufacture.

**LIMITATION OF WARRANTIES AND OTHER WARRANTY TERMS AND STATE LAW RIGHTS**

**EXTRA EXPENSES - LIMITATIONS OF DAMAGES** This warranty does not cover incidental or consequential damages such as loss of the use of the vehicle, inconvenience or commercial loss.

ANY IMPLIED WARRANTY OF MERCHANTABILITY AND FITNESS FOR A PARTICULAR PURPOSE SHALL BE LIMITED TO THE DURATION OF THIS WRITTEN WARRANTY.

Some states do not allow the exclusion or limitation of incidental or consequential damages or limitations on how long an implied warranty lasts, so the above limitations or exclusions may not apply to you. This warranty gives you specific legal rights, and you may also have other rights, which vary from state to state.

Nissan does not authorize any person to create for it any other warranty, obligation or liability in connection with this vehicle.

<sup>1</sup> Actual warranty is provided by the dealer at time of purchase and should be read carefully. This warranty is subject to change and the applicable warranty will be that which is in effect on the date of purchase.

<sup>2</sup> Nissan indicates Nissan North America, Inc., P.O. Box 685003, Franklin, TN 37068-5003 which provides consumer service for Nissan vehicles in the United States.

## WHAT IS NOT COVERED

This warranty does not cover:

1. Genuine Nissan Key Value® Muffler Assemblies.
2. Shock absorbers and strut assemblies installed before July 1, 1999. Muffler assemblies installed before October 1, 1999.
3. Motorsports Parts and Genuine NISMO R-Tune parts are sold AS IS without warranties, express or implied unless expressly prohibited from doing so by applicable law, in which case the warranty is the minimum provided by law.
4. Damage or failure(s) of parts resulting from:
  - Misuse (your Owner's Manual is your guide to proper use.)
  - Accident, theft, fire, driving through water.
  - Salt, sand, flood or other environmental conditions.
  - Modification or improper repair of the part or of the vehicle in which the part is installed.
  - Use of parts not equivalent in quality or design to parts supplied by Nissan.

5. Salvage Title. This warranty does not apply and is rendered VOID if the vehicle is issued a salvage, flood, or similar title under any state's law after the part(s) is purchased unless state law expressly states otherwise. (This exclusion does not extend to new Genuine Nissan Original Equipment muffler assemblies, Genuine Nissan shock absorbers or strut assemblies purchased and installed in the vehicle after the issuance of a salvage, flood, or similar title.)

## WHAT YOU MUST DO

In order to obtain lifetime limited warranty service, bring your vehicle, proof-of-purchase (service repair order from an authorized Nissan dealer in the United States) and personal identification (driver's license, etc.) to any authorized Nissan dealer in the United States. The names and addresses of authorized Nissan dealers are listed in telephone directories.

## WHAT NISSAN WILL DO

If the lifetime feature of this warranty applies to a Genuine Nissan Original Equipment **muffler assembly**, **shock absorber** or **strut assembly** it will be removed and reinstalled after repair at an authorized Nissan dealer at no charge for parts or labor. Otherwise a warranted Genuine Nissan Original Equipment **muffler assembly**, **shock absorber** or **strut assembly** will be exchanged only unless you can provide proof that it was originally installed by a Nissan dealer, in which case it will be removed and reinstalled after repair at no charge to you for parts or labor during the term of the warranty. Any needed parts replacement or exchange will be made using new or remanufactured parts at Nissan's option.

## WHAT IS COVERED?

Nissan<sup>2</sup> warrants your Genuine Nissan Replacement Battery as described below except as stated under What is not covered?

This warranty covers defects in materials and workmanship.

## HOW LONG IS THE WARRANTY AND WHAT WILL NISSAN DO

If your replacement battery becomes unserviceable within the first 24 months of service Nissan<sup>2</sup> will replace your battery, including labor, without charge, providing the battery was originally installed in your vehicle by an authorized Nissan dealer.

If the replacement battery becomes unserviceable after 24 months of use, Nissan<sup>2</sup> will provide a replacement battery at a reduced price, charging only for the portion of the life of the battery actually used. This is called a pro-rata adjustment. You will be responsible for all labor charges for the replacement of the battery.

This warranty and the pro-rata adjustment end 84 months after the date of the battery's purchase or installation, whichever is earlier. However, the warranty

<sup>1</sup> Actual warranty is provided by the dealer at time of purchase and should be read carefully. This warranty is subject to change and the applicable warranty will be that which is in effect on the date of purchase.

<sup>2</sup> NISSAN indicates Nissan North America, Inc. PO Box 685003, Franklin, TN 37068-5003, which distributes Nissan vehicles and provides related consumer services in the United States of America.

on a Genuine Nissan replacement battery installed during the Nissan New Vehicle Limited Warranty will extend through, and will not end before, the end of that original warranty.

## WHAT IS NOT COVERED?

This warranty does not cover:

1. Damage or failure resulting from:
  - Accident, theft, fire or freezing.
  - Misuse of the battery or vehicle in which it is installed, including the use in applications for which the battery was not designed. Proper use is described in the vehicles Owner's Manual.
  - Improper installation or battery charging.
  - Vehicle electrical malfunctions not covered by your New Vehicle Limited Warranty.
  - Modification or improper repair of the vehicle or a part of the vehicle.
  - Use of parts not equivalent in quality or design to parts supplied by Nissan.
  - Environmental conditions, including, but not limited to flood, and salt spray or salt water.

2. Normal maintenance service and recharging of discharged batteries.
3. Batteries in service more than 84 months.
4. Salvage Title. This warranty does not cover damage, failure, or corrosion to any Genuine Nissan battery installed in the vehicle, if the vehicle is issued a salvage or similar title under any state's law, and this warranty is rendered void for any battery installed in a vehicle prior to the vehicle being issued a salvage or similar title unless state law expressly states otherwise. (This exclusion does not extend to a new Genuine Nissan battery installed in the vehicle after the issuance of a salvage or similar title).

## WHAT YOU MUST DO

In order to obtain warranty service, you must deliver the warranted battery or the vehicle in which the battery is installed to an authorized Nissan dealer in the U.S. or Canada at your expense, with proof of purchase (parts invoice or service repair order from an authorized Nissan dealer). The names and addresses of authorized Nissan dealers are listed in telephone directories or **[www.NissanUSA.com](http://www.NissanUSA.com)**

If the pro-rata adjustment applies, you must pay for the portion of the 84 month warrantable life that you actually used. The amount you pay is computed in two steps. First, the customer pay percentage is determined from the chart shown below based upon the months of actual battery service.

Months <u>In Service</u>	Customer Pay <u>Percentage</u>
0-24	0%
25-32	25%
33-50	50%
51-84	75%

Second, the current suggested retail price of the new battery is multiplied by the customer pay percentage. For example, should the battery fail after 40 months of service you would pay 50% of the suggested retail price of the new battery.

**LIMITATION OF WARRANTIES AND OTHER WARRANTY TERMS AND STATE LAW RIGHTS**

**EXTRA EXPENSES - LIMITATIONS OF DAMAGES** This warranty does not cover incidental or consequential damages such as loss of the use of the vehicle, inconvenience or commercial loss.

ANY IMPLIED WARRANTY OF MERCHANTABILITY AND FITNESS FOR A PARTICULAR PURPOSE SHALL BE LIMITED TO THE DURATION OF THIS WRITTEN WARRANTY.

Some states do not allow the exclusion or limitation of incidental or consequential damages or limitations on how long an implied warranty lasts, so the above limitations or exclusions may not apply to you. This warranty gives you specific legal rights, and you may also have other rights, which vary from state to state.

Nissan<sup>2</sup> does not authorize any person to create for it any other warranty, obligation or liability in connection with this vehicle.



Nissan North America, Inc. and your Nissan dealer realize that there are numerous sources for parts and accessories in today's automotive parts aftermarket. However, Genuine Nissan parts and accessories are designed and manufactured to meet the same factory fit, performance and quality specifications of your Nissan vehicle.

The Parts Department of your Nissan dealership maintains a complete inventory of high quality Genuine Nissan new and remanufactured replacement parts - parts that are backed by one of the most comprehensive parts warranties available in the automotive industry today.

To ensure that your warranty, maintenance and repair parts requirements are satisfied as quickly as possible, Nissan and the Nissan dealer organization maintain a combined inventory consisting of several hundred million dollars worth of readily available parts and popular accessories. In the event a critical part is required that is not stocked by your local dealership, Nissan's ordering system includes a computerized means of ensuring the quickest possible shipment to Nissan dealers by the use of expeditious handling and premium transportation - all of which is supported by one of the most extensive and efficient parts distribution systems in the United States.

Nissan North America, Inc., has a total of 11 Parts Distribution Centers (PDCs). There are 9 Dealer facing PDCs. These facing PDCs stock the fastest moving part numbers. The plan is to stock enough part numbers to fill 97% of the Dealer order lines from these facing PDCs. Nissan's PDC in Memphis Tennessee is the Low Volume Center (LVC) which stocks the remaining parts to fill the remaining 3% of the Dealer order lines. This LVC services all Nissan dealers nationally. The Nissan Parts Redistribution Center in Mt. Juliet, Tennessee, processes North American supplier receipts and expedites high priority back ordered parts direct to dealers. All Nissan parts distribution facilities are linked via a computer system which searches and fills orders to ensure coordinated parts ordering, inventory and distribution of available parts.

The Nissan name represents quality and a commitment to your satisfaction as a valued customer. So when you select parts or accessories for your Nissan vehicle, see your Nissan dealer. Only Nissan builds Nissan replacement parts and accessories to exact factory specifications.

### **RECOMMENDATION FOR MAINTENANCE SERVICE AND REPLACEMENT PARTS FOR YOUR VEHICLE'S EMISSION SYSTEM**

To assure best results and to maintain the original quality built into the emission

control systems, it is recommended that genuine Nissan parts be used when servicing or repairing the systems. THE WARRANTY OBLIGATIONS ARE NOT DEPENDENT UPON THE USE OF ANY PARTICULAR BRAND OF REPLACEMENT PARTS AND THE OWNER MAY ELECT TO USE EQUIVALENT NON-GENUINE NISSAN PARTS FOR REPLACEMENT PURPOSES.

The use of replacement parts which are not equivalent to genuine Nissan parts may reduce the effectiveness of the emission control system.

Therefore, if it becomes necessary to use other than genuine Nissan parts, the owner should assure himself that such parts are warranted by their manufacturer to be equivalent in quality to genuine Nissan parts.

**MAINTENANCE, REPLACEMENT OR REPAIR OF THE EMISSION CONTROL DEVICES AND SYSTEMS MAY BE PERFORMED BY ANY AUTOMOTIVE REPAIR ESTABLISHMENT OR INDIVIDUAL USING ANY EQUIVALENT REPLACEMENT PART.**

**HOWEVER, UNLESS OTHERWISE REQUIRED BY LAW, WARRANTY SERVICE MUST BE PERFORMED BY AN AUTHORIZED NISSAN DEALER.**

The emission standards may be satisfied by having the vehicle inspected periodically and by following the requirements outlined in your Owner's Manual.

In order to help protect your vehicle against corrosion, it is important that you care for your vehicle regularly, following these suggestions:

- Wash your vehicle regularly using cold clean water and a mild vehicle wash soap.
- If insects, tar or other similar deposits have accumulated on your vehicle, wash it as soon as possible.
- If you drive on salted or dust controlled roads, or if you drive near the ocean, hose off the under carriage at least once a month.
- It is important that the drain holes in the lower edges of the doors and rocker panels be kept clear.
- If you detect any stone chips or scratches in the paint, touch them up immediately.
- If you do much driving on gravel roads, consider installing mud or stone shields behind each wheel.
- If your Nissan is damaged due to an accident or similar cause which destroys the paint and protective coating, have your vehicle repaired as soon as possible. The cost of such repairs is considered the responsibility of the owner.

- This corrosion warranty does not cover non-genuine sheet metal parts or damage caused by the installation of such non-genuine sheet metal parts.

SEE YOUR OWNER'S MANUAL FOR FURTHER DETAILS.

## ROADSIDE ASSISTANCE

Included with your Nissan Vehicle purchase, Roadside Assistance Benefits are available to you, 24 hours a day, 365 days a year, for emergency roadside assistance should the need arise for any of the following items:

- Mechanical Breakdown
- Flat Tire
- Accident/Collision (One-way tow, loaner vehicle not included)
- Dead Battery
- Out of Gas
- Lock-out service

### HOW TO USE ROADSIDE ASSISTANCE

Should one of the disablements listed above occur, simply call the toll free number, **1-800-647-7261** and advise the Roadside Assistance Representative of your name, the vehicle identification number (VIN) of your car, your location, and the nature of the problem. The VIN can be found imprinted on a plate affixed to the upper dashboard on the driver's side of your vehicle.

### ON-SITE AND TOWING SERVICE

Depending on the type of vehicle problem you are experiencing, the Roadside Assistance Representative will determine the appropriate roadside assistance service to be dispatched. In most cases, minor disablement services such as lock-out service, out-of-gas delivery, battery

boost, etc., can be performed on-site so that you can be on the road again as soon as possible. There is no charge for the dispatch of on-site or towing service. Any charges for the replacement of keys, or non-warranty items will be your responsibility at the time of the repair or service. There is no charge for the towing service. Roadside Assistance will arrange to transport the vehicle to the nearest Nissan dealer. Warranty covered repairs will be provided for under the terms of the applicable Nissan New Vehicle Limited Warranty. However, any non-warranty or accident/collision repairs will be your responsibility.

**NOTE:** You may be required to sign a receipt at the time of disablement to acknowledge receipt of the Roadside Assistance service rendered.

### EMERGENCY TRAVEL EXPENSE/TRIP INTERRUPTION BENEFITS

If you experience a mechanical breakdown more than 100 miles from your primary residence, you may be eligible for the following reasonable trip interruption benefits:

- Meals
- Lodging
- Substitute transportation
- Costs to reunite the vehicle and owner, after warranty repairs have been completed

The Roadside Assistance Representative, (toll free number **1-800-647-7261**) will explain Emergency Travel Expense/Trip Interruption benefits in detail and provide authorization of appropriate benefits. In some situations you may be required to pay for these benefits initially. If so, the representative will provide instructions for reimbursement procedures. You must keep records of these expenses and submit them upon request. Emergency Travel Expense/Trip Interruption Benefits are not available for accident/collision and/or other non-warrantable disablements.

### COVERAGE

**Roadside Assistance is provided for all Nissan vehicles from the date the vehicle is delivered to the first retail buyer or otherwise put into use, whichever is earlier, for a period of 36 months/36,000 miles.**

Roadside Assistance is available to anyone operating the Nissan Commercial vehicle with the authorization of the owner. (For purpose of Roadside Assistance benefits, "owner" includes the lessee of a leased vehicle.) These services are transferable with the resale of the vehicle for the time remaining on the original Nissan New Vehicle Limited Warranty coverage period. Roadside Assistance is available throughout all 50 states.

(Continued on next page)

### TOWING

Roadside Assistance provides towing service for a period of 60 months/60,000 miles, (whichever comes first).

### EXCLUSIONS

**Roadside Assistance is not a warranty and is not provided under any Nissan warranty**, but is a service which is provided to you as part of the purchase of a Nissan Vehicle to minimize any unforeseen vehicle operation inconvenience. Potential liability is expressly limited to the cost of the listed benefits and does not extend to incidental or consequential damages such as loss of use inconvenience, loss of pay, or commercial loss.

Roadside Assistance benefits exclude any costs related to repairs, parts replacement, labor, etc. which are incurred as a result of accident/collision, vehicle abuse, racing, vandalism or other items not covered by the Nissan New Vehicle Limited Warranty. Also excluded are services for snow tires, repair to studs, mounting or demounting of snow chains, and any fines, fees or taxes which are associated with impound towing as a result of actual or alleged violation of any laws or regulations.

**AutoValet (Concierge) Service:** Roadside Assistance will assist you in arranging for the following services:

- **Hotel Reservations**

Assistance locating emergency lodging when away from home at a hotel that best fits your needs.

- **Airline Information**

Assistance obtaining flight information, e.g. flight times and fares.

- **Alternate Transportation**

Assistance obtaining rental vehicles or taxi service

- **Enhanced Directory Assistance**

Assistance locating nearby service station, ATM, and/or bank and provide telephone and address information.

- **Message Relay**

We will attempt to contact those persons for whom telephone numbers are provided in order to relay messages.

All third-party cost associated with these benefits are the customer's responsibility.



## Security+Plus®

### LONG TERM PROTECTION FOR YOUR NISSAN...

For extra peace of mind, you can choose from a full suite of Nissan Security+Plus® Assurance Products to protect your investment in new or pre-owned Nissan vehicles, including: Extended Protection Plan, Prepaid Maintenance Plan, Tire & Wheel Protection Plan, Theft Protection Plan, Key Replacement Plan, and our bundled Platinum Protection Plan that provides Tire and Wheel Road Hazard Protection, Paintless Dent Repair, Windshield Repair, and Emergency Roadside Assistance.

Backed by Nissan and designed exclusively for Nissan owners, our Extended Protection Plan and Prepaid Maintenance Plan are available in a variety of coverage levels and time and mileage intervals, enabling you to customize a plan to suit your personal driving habits and length of ownership. Nissan Security+Plus® Assurance Products provide you with quality long-term protection and enhanced peace of mind.

Just a few of its major features:

1. **With Security+Plus® Extended Protection Plan, you can choose coverage for up to 8 years/120,000 miles to help guard against rising repair costs.**
2. **Repairs are performed at participating Nissan dealerships throughout the U.S., excluding U.S. Territories. Repairs at these dealerships are performed by factory-trained technicians using Genuine Nissan or Nissan approved new or remanufactured parts to maintain your vehicle in top running condition.**
3. **Payment-free service, other than your deductible (if applicable). Dealers are paid directly by Nissan.**
4. **All Security+Plus® Extended Protection Plans are transferable to subsequent owners, thus ensuring flexibility of your investment and helping to enhance the resale value of your Nissan.**

5. **Customer assistance is available throughout the U.S. at any Nissan dealership, or by calling 1-800-NISSAN (1-800-647-7261).**

6. **0% financing is available for Extended Protection Plans and Prepaid Maintenance Plans.**

**YOU SIMPLY CAN'T GET BETTER LONG-TERM PROTECTION FOR YOUR MONEY THAN WITH NISSAN SECURITY+PLUS®!**

For details, please contact your authorized Nissan Dealer, visit [nissanusa.com](http://nissanusa.com) or complete the attached business reply card (no postage necessary) and mail it to:

**Nissan Security+Plus® Headquarters  
P.O. Box 685004  
Franklin, TN 37068-9965**

We will send you a complete information packet—the quicker you act, the sooner you can enjoy the full protection.

**(Continued on next page)**

**MEMO**

**MEMO**

**MEMO**



## CHANGE OF ADDRESS OR SUBSEQUENT OWNERSHIP NOTIFICATION

It is not necessary to return this card to start your warranty coverage. Please check one of the boxes below.

NAME / ADDRESS     SUBSEQUENT OWNER

If you recently changed your address, or purchased your NISSAN vehicle, please complete and mail this post card. Such notification is necessary for your own safety, even after expiration of the original warranty. This will allow NISSAN to pass all recall information on to you if required.

\_\_\_\_\_

Vehicle Identification No.

\_\_\_\_\_

1     Mr.     Miss     Mrs.     Ms.     Dr.     Reverend     Business

C

\_\_\_\_\_ (If owner is a business, use last name box only)

First Name

MI

\_\_\_\_\_

Last Name or Business Name

Suffix-  
Jr./Sr.

\_\_\_\_\_

Address (Street or P.O. Box)

\_\_\_\_\_

City

State

\_\_\_\_\_

Zip Code

Area Code

Phone Number

\_\_\_\_\_

Email Address

**PLEASE SEND ME ADDITIONAL INFORMATION ABOUT NISSAN'S  
SECURITY+PLUS® EXTENDED SERVICE AGREEMENTS.**

---



**Security+Plus®**

VEHICLE PROTECTION PLAN

Name \_\_\_\_\_ Phone No. \_\_\_\_\_

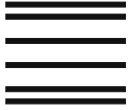
Address \_\_\_\_\_

City \_\_\_\_\_ State \_\_\_\_\_ Zip \_\_\_\_\_


Model \_\_\_\_\_ Year \_\_\_\_\_

Purchase Date \_\_\_\_\_

Dealer Name \_\_\_\_\_ City \_\_\_\_\_ State \_\_\_\_\_



NO POSTAGE  
NECESSARY  
IF MAILED  
IN THE  
UNITED STATES




**BUSINESS REPLY MAIL**


FIRST-CLASS MAIL PERMIT NO. 97 FRANKLIN TN

POSTAGE WILL BE PAID BY ADDRESSEE

**NISSAN SECURITY + PLUS®  
HEADQUARTERS  
PO BOX 685004  
FRANKLIN TN 37068-9965**



NO POSTAGE  
NECESSARY  
IF MAILED  
IN THE  
UNITED STATES



**BUSINESS REPLY MAIL**

FIRST-CLASS MAIL PERMIT NO. 97 FRANKLIN TN

POSTAGE WILL BE PAID BY ADDRESSEE

**NISSAN NORTH AMERICA INC  
PO BOX 685003  
FRANKLIN TN 37068-9970**



## **OWNER INFORMATION**

---

Owner's Name

Address

City

State

Zip Code

## **VEHICLE IDENTIFICATION**

---

Vehicle Identification

miles

Date of Delivery

Selling Dealer Name

Mileage at Delivery

Address

City

State

Zip Code

## **SECURITY+PLUS® INFORMATION**

---

Policy No.

Expiration Date

Months of Coverage

Expiration Mileage

Security+Plus® coverage must be confirmed. See your Security+Plus® Agreement for details.

## **ODOMETER REPLACEMENT**

---

Date

Mileage

miles

Dealer's Name

Address

City

State

Zip Code

Note: Read this booklet carefully and keep it in your vehicle. Present it to an authorized NISSAN dealer when warranty service is required. It should remain with your vehicle when you sell it so subsequent owners will know of any remaining warranty coverage.



Publication No.: WB18EA NHEVU0  
Printing : November 2017