313F L GC Hydraulic Excavator Specifications

Engine

Engine Model	Cat C3.4B	
Gross Power – SAE J1995	55 kW	74 hp
Net Power – SAE J1349	52 kW	70 hp
Engine rpm		
Operation	1,700 rpm	
Travel	1,800 rpm	
Bore	99 mm	3.90 in
Stroke	110 mm	4.33 in
Displacement	3.4 L	207 in³

Weights

Operating Weight	13 300 kg	29,300 lb

- Long Undercarriage, Reach Boom, R3.0 (9'10") Stick, GD 0.53 m³ (0.69 yd³) Bucket and 500 mm (20 in) Shoes.

Track

Number of Shoes (each side) – Long Undercarriage	46 pieces
Number of Track Rollers (each side) – Long Undercarriage	7 pieces
Number of Carrier Rollers (each side)	1 piece

Swing Mechanism

Swing Speed	11.7 rpm	
Swing Torque	30.9 kN·m	22,791 lbf-ft

Drive

Maximum Travel Speed	5.5 km/h	3.4 mph
Maximum Drawbar Pull	109.9 kN	24,706 lbf

Hydraulic System

Main System – Maximum Flow (total)	240 L/min	63.4 gal/min
Maximum Pressure – Equipment	30.5 MPa	4,424 psi
Maximum Pressure – Travel	30.5 MPa	4,424 psi
Maximum Pressure – Swing	23 MPa	3,336 psi
Pilot System – Maximum Pressure	4120 kPa	598 psi
Boom Cylinder – Bore	110 mm	4 in
Boom Cylinder – Stroke	1015 mm	40 in
Stick Cylinder – Bore	120 mm	5 in
Stick Cylinder – Stroke	1197 mm	47 in
Bucket Cylinder – Bore	100 mm	4 in
Bucket Cylinder – Stroke	939 mm	37 in

Service Refill Capacities

Fuel Tank Capacity	250 L	66.0 gal
Cooling System	17.9 L	4.7 gal
Engine Oil	8 L	2.1 gal
Swing Drive	3 L	0.8 gal
Final Drive	3 L	0.8 gal
Hydraulic System (including tank)	164 L	43.3 gal
Hydraulic Tank	90.6 L	23.9 gal

Sound

ISO 6395 (external)	99 dB(A)
ISO 6396 (inside cab)	72 dB(A)

- When properly installed and maintained, the cab offered by Caterpillar, when tested with doors and windows closed according to ANSI/SAE J1166 OCT98, meets OSHA and MSHA requirements for operator sound exposure limits in effect at time of manufacture.
- Hearing protection may be needed when operating with an open operator station and cab (when not properly maintained or doors/windows open) for extended periods or in a noisy environment.

Standards

Brakes	ISO 10265
Cab ROPS	ISO 12117-2:2008
Cab OPG (Operator Protective Guards)	ISO 10262:1998 Level 2 SAE J1356 MAR2013

Dimensions

All dimensions are approximate.

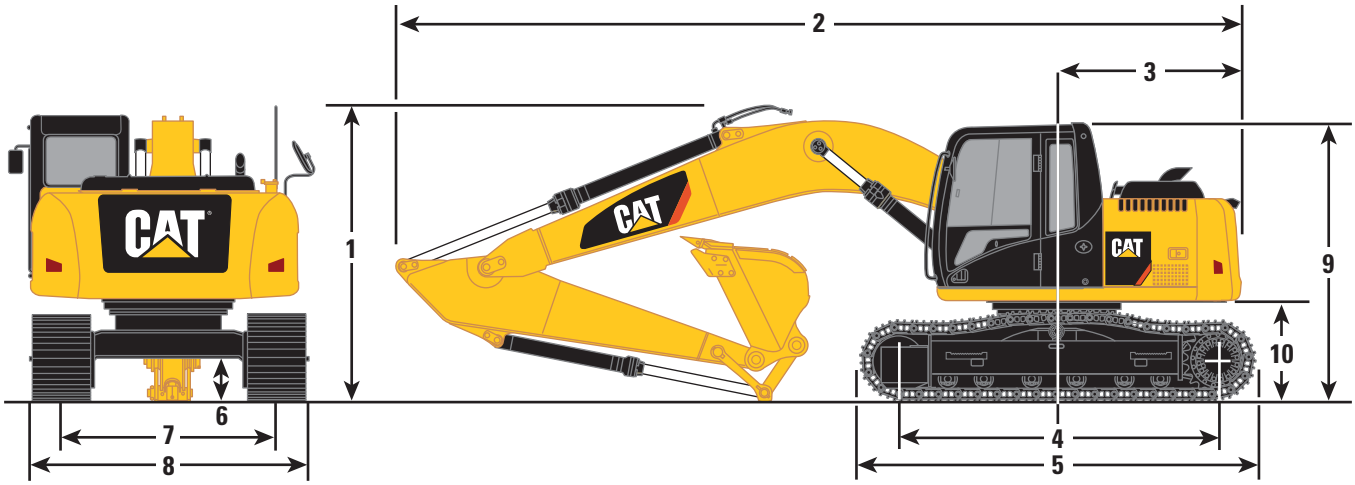

Boom Options	Reach Boom 4.65 m (15'3")			
Stick Options	**R3.0 (9'10")**		**R2.5 (8'2")**	
1 Shipping Height	2830 mm	9'3"	2830 mm	9'3"
2 Shipping Length – Long Undercarriage	7700 mm	25'3"	7680 mm	25'2"
Shipping Length with Blade – Long Undercarriage	7960 mm	26'1"	7940 mm	26'0"
3 Tail Swing Radius	2180 mm	7'1"	2180 mm	7'1"
4 Length to Center of Rollers – Long Undercarriage	3040 mm	10'0"	3040 mm	10'0"
5 Track Length – Long Undercarriage	3740 mm	12'3"	3740 mm	12'3"
6 Ground Clearance	440 mm	1'5"	440 mm	1'5"
7 Track Gauge – Long Undercarriage (shipping)*	1990 mm	6'6"	1990 mm	6'6"
8 Transport Width – Long Undercarriage				
500 mm (20 in) Shoes	2490 mm	8'2"	2490 mm	8'2"
700 mm (28 in) Shoes	2690 mm	8'10"	2690 mm	8'10"
9 Cab Height	2760 mm	9'1"	2760 mm	9'1"
Cab Height with Top Guard	2900 mm	9'6"	2900 mm	9'6"
10 Counterweight Clearance	900 mm	2'11"	900 mm	2'11"

*With GD 0.53 m³ (0.69 yd³) Bucket.

Working Ranges

All dimensions are approximate.

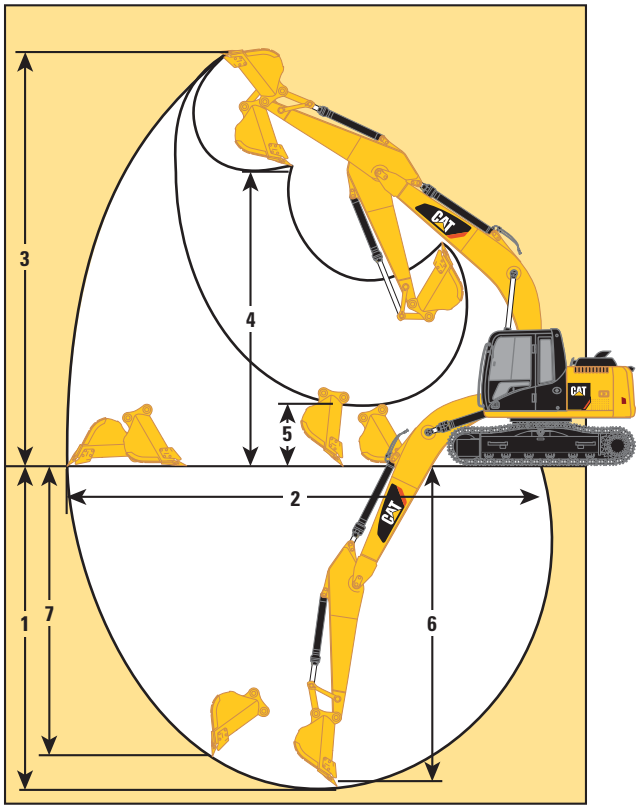

Boom Options		Reach Boom 4.65 m (15'3")		
Stick Options		**R3.0 (9'10")**	**R2.5 (8'2")**	
Bucket		**GD 0.53 m³ (0.69 yd³)**	**GD 0.53 m³ (0.69 yd³)**	
1	Maximum Digging Depth	6040 mm / 19'9"	5540 mm	18'2"
2	Maximum Reach at Ground Line	8620 mm / 28'3"	8170 mm	26'10"
3	Maximum Cutting Height	8710 mm / 28'6"	8490 mm	27'8"
4	Maximum Loading Height	6330 mm / 20'9"	6100 mm	20'0"
5	Minimum Loading Height	1530 mm / 5'0"	2020 mm	6'8"
6	Maximum Depth Cut for 2240 mm (8 ft) Level Bottom	5860 mm / 19'2"	5330 mm	17'6"
7	Maximum Vertical Wall Digging Depth	5200 mm / 17'0"	4840 mm	15'1"
Bucket Digging Force (SAE)		86 kN / 19,300 lbf	86 kN	19,300 lbf
Stick Digging Force (SAE)		57 kN / 12,800 lbf	64 kN	14,400 lbf

Blade

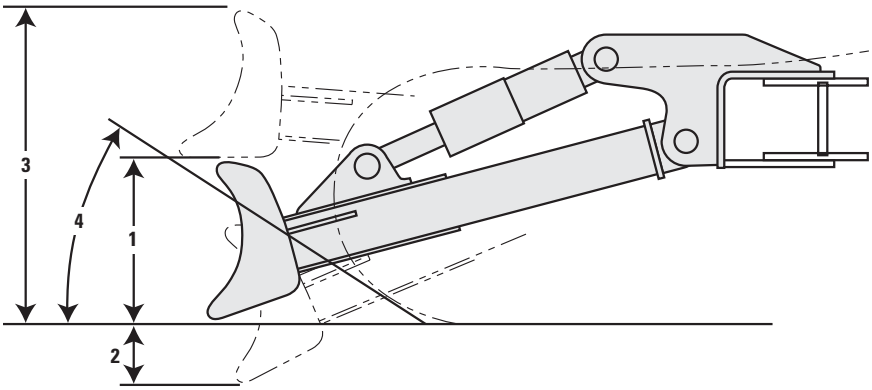

1	Blade Height	628 mm	2'1"
2	Maximum Lowering Depth from Ground	567 mm	1'10"
3	Maximum Raising Height above Ground	998 mm	3'3"
4	Approach Angle	23.3 degrees	

313F L GC Hydraulic Excavator Specifications

Operating Weights and Ground Pressures

	700 mm (28 in) Shoes				500 mm (20 in) Shoes			
	Weight		Ground Pressure		Weight		Ground Pressure	
	kg	lb	kPa	psi	kg	lb	kPa	psi
0.53 m³ (0.69 yd³) GD Bucket without Blade								
Reach Boom – 4.65 m (15'3")								
R3.0 (9'10") Stick	13 800	30,400	29.4	4.3	13 300	29,300	39.7	5.8
R2.5 (8'2") Stick	13 700	30,200	29.2	4.2	13 200	29,100	39.4	5.7
0.53 m³ (0.69 yd³) GD Bucket with Blade								
Reach Boom – 4.65 m (15'3")								
R3.0 (9'10") Stick	14 600	32,200	31.1	4.5	14 100	31,100	42.0	6.1
R2.5 (8'2") Stick	14 500	32,000	30.9	4.5	14 000	30,900	41.7	6.1

Major Component Weights

	kg	lb
Base Machine (with boom cylinder, without counterweight, front linkage and track)	4420	9,750
Long Undercarriage	2650	5,840
Counterweight	2450	5,400
Reach Boom – 4.65 m (15'3") Boom (includes lines, pins and stick cylinder)	1030	2,270
R3.0 (9'10") Stick (includes lines, pins, bucket cylinder and bucket linkage)	650	1,430
R2.5 (8'2") Stick (includes lines, pins, bucket cylinder and bucket linkage)	570	1,260
500 mm (20 in) Triple Grouser Track Shoes (long/per two track)	1570	3,460
700 mm (28 in) Triple Grouser Track Shoes (long/per two track)	2070	4,560
2500 mm (8'2") Blade	800	1,760
2700 mm (8'10") Blade	820	1,810
GD 0.53 m³ (0.69 yd³) Bucket (with sidecutter and tip)	460	1,010

Reach Boom Lift Capacities – Counterweight: 2.45 mt (2.7 t) – Without Blade

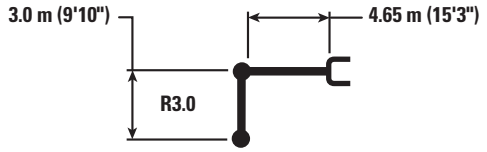

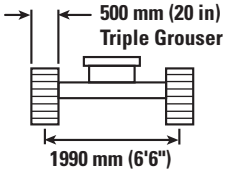

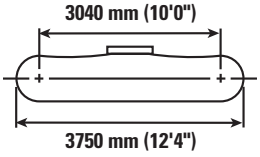

		1.5 m/5.0 ft		3.0 m/10.0 ft		4.5 m/15.0 ft		6.0 m/20.0 ft		7.5 m/25.0 ft				
														mm **in**
7.5 m **25.0 ft**	kg **lb**											*2550	*2550	4370
6.0 m **20.0 ft**	kg **lb**											*2100 ***4,650**	*2100 ***4,650**	5950 **240**
4.5 m **15.0 ft**	kg **lb**							*3150 ***6,850**	2450 **5,250**			*2000 ***4,350**	1950 **4,300**	6860 **270**
3.0 m **10.0 ft**	kg **lb**					*3850 ***8,350**	3700 **7,950**	*3450 ***7,500**	2400 **5,100**			*2000 ***4,350**	1700 **3,750**	7360 **290**
1.5 m **5.0 ft**	kg **lb**			*7550 ***16,250**	6250 **13,450**	*4900 ***10,600**	3450 **7,400**	3550 **7,600**	2250 **4,850**	*2150	1600	*2050 ***4,550**	1600 **3,500**	7520 **300**
0 m **0 ft**	kg **lb**			*7850 ***18,150**	5800 **12,450**	5300 **11,300**	3250 **6,950**	3400 **7,350**	2150 **4,650**			*2300 ***5,000**	1600 **3,550**	7380 **290**
–1.5 m **–5.0 ft**	kg **lb**	*4500 ***10,050**	*4500 ***10,050**	*9300 ***20,200**	5650 **12,150**	5150 **11,050**	3100 **6,700**	3350 **7,200**	2100 **4,550**			*2700 ***5,900**	1750 **3,850**	6910 **280**
–3.0 m **–10.0 ft**	kg **lb**	*7500 ***16,850**	*7500 ***16,850**	*8550 ***18,450**	5700 **12,300**	5150 **11,050**	3100 **6,700**	3400	2150			3350 **7,450**	2100 **4,700**	6040 **240**
–4.5 m **–15.0 ft**	kg **lb**			*6450 ***13,650**	5950 **12,750**	*4050	3250					*4000 ***8,800**	3250 **7,350**	4530 **180**

* **ISO 10567**

*Indicates that the load is limited by hydraulic lifting capacity rather than tipping load. The above loads are in compliance with hydraulic excavator lift capacity standard ISO 10567:2007. They do not exceed 87% of hydraulic lifting capacity or 75% of tipping load. Weight of all lifting accessories must be deducted from the above lifting capacities. Lifting capacities are based on the machine standing on a firm, uniform supporting surface. The use of a work tool attachment point to handle/lift objects, could affect the machine lift performance.

Lift capacity stays with ±5% for all available track shoes.

Always refer to the appropriate Operation and Maintenance Manual for specific product information.

Reach Boom Lift Capacities – Counterweight: 2.45 mt (2.7 t) – Without Blade

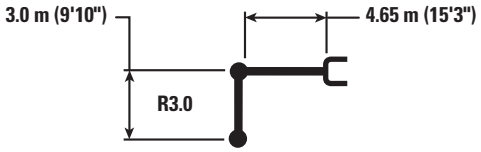

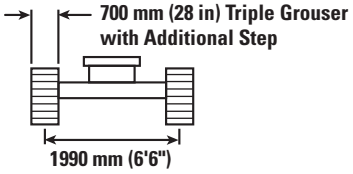

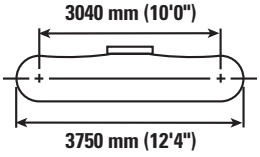

		1.5 m/5.0 ft		3.0 m/10.0 ft		4.5 m/15.0 ft		6.0 m/20.0 ft		7.5 m/25.0 ft				
														mm **in**
7.5 m **25.0 ft**	kg **lb**											*2550	*2550	4370
6.0 m **20.0 ft**	kg **lb**											*2100 ***4,650**	*2100 ***4,650**	5950 **240**
4.5 m **15.0 ft**	kg **lb**							*3150 ***6,850**	2550 **5,450**			*2000 ***4,350**	*2000 ***4,350**	6860 **270**
3.0 m **10.0 ft**	kg **lb**					*3850 ***8,350**	3800 **8,200**	*3450 ***7,500**	2450 **5,300**			*2000 ***4,350**	1800 **3,900**	7360 **290**
1.5 m **5.0 ft**	kg **lb**			*7550 ***16,250**	6450 **13,900**	*4900 ***10,600**	3550 **7,650**	3650 **7,850**	2350 **5,050**	*2150	1700	*2050 ***4,550**	1650 **3,650**	7520 **300**
0 m **0 ft**	kg **lb**			*7850 ***18,150**	6000 **12,900**	5450 **11,750**	3350 **7,200**	3550 **7,650**	2250 **4,850**			*2300 ***5,000**	1700 **3,700**	7380 **290**
–1.5 m **–5.0 ft**	kg **lb**	*4500 ***10,050**	*4500 ***10,050**	*9300 ***20,200**	5900 **12,600**	5350 **11,500**	3250 **6,950**	3500 **7,500**	2200 **4,700**			*2700 ***5,900**	1850 **4,000**	6910 **280**
–3.0 m **–10.0 ft**	kg **lb**	*7500 ***16,850**	*7500 ***16,850**	*8550 ***18,450**	5950 **12,750**	5350 **11,500**	3250 **6,950**	3500	2200			3500 **7,750**	2200 **4,900**	6040 **240**
–4.5 m **–15.0 ft**	kg **lb**			*6450 ***13,650**	6150 **13,200**	*4050	3400					*4000 ***8,800**	3350 **7,650**	4530 **180**

* **ISO 10567**

*Indicates that the load is limited by hydraulic lifting capacity rather than tipping load. The above loads are in compliance with hydraulic excavator lift capacity standard ISO 10567:2007. They do not exceed 87% of hydraulic lifting capacity or 75% of tipping load. Weight of all lifting accessories must be deducted from the above lifting capacities. Lifting capacities are based on the machine standing on a firm, uniform supporting surface. The use of a work tool attachment point to handle/lift objects, could affect the machine lift performance.

Lift capacity stays with ±5% for all available track shoes.

Always refer to the appropriate Operation and Maintenance Manual for specific product information.

Reach Boom Lift Capacities – Counterweight: 2.45 mt (2.7 t) – Without Blade

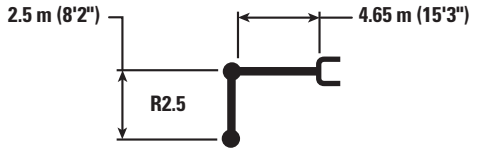

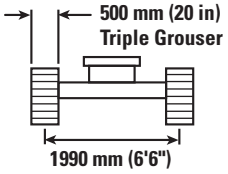

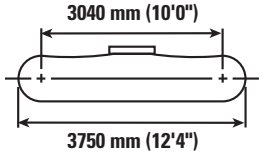

		1.5 m/5.0 ft		3.0 m/10.0 ft		4.5 m/15.0 ft		6.0 m/20.0 ft				
												mm **in**
6.0 m **20.0 ft**	kg **lb**					*3350 ***7,450**	*3350 ***7,450**			*2450 ***5,400**	*2450 ***5,400**	5380 **210**
4.5 m **15.0 ft**	kg **lb**					*3550 ***7,750**	*3550 ***7,750**	*3500 ***7,100**	2450 **5,200**	*2250 ***4,950**	2200 **4,850**	6370 **250**
3.0 m **10.0 ft**	kg **lb**			*5850 ***12,500**	*5850 ***12,500**	*4350 ***9,400**	3650 **7,850**	3650 **7,800**	2350 **5,100**	*2250 ***4,900**	1900 **4,150**	6900 **280**
1.5 m **5.0 ft**	kg **lb**			*8450 ***18,100**	6100 **13,150**	*5300 ***11,500**	3400 **7,350**	3550 **7,600**	2300 **4,900**	*2350 ***5,100**	1800 **3,900**	7080 **280**
0 m **0 ft**	kg **lb**			*6900 ***15,900**	5800 **12,500**	5300 **11,350**	3250 **6,950**	3450 **7,400**	2200 **4,700**	*2600 ***5,650**	1800 **3,950**	6930 **280**
–1.5 m **–5.0 ft**	kg **lb**	*4850 ***10,900**	*4850 ***10,900**	*9200 ***19,950**	5750 **12,400**	5200 **11,200**	3200 **6,850**	3400 **7,350**	2150 **4,650**	*3100 ***6,800**	2000 **4,350**	6430 **260**
–3.0 m **–10.0 ft**	kg **lb**	*8750 ***19,750**	*8750 ***19,750**	*8050 ***17,400**	5850 **12,600**	5250 **11,300**	3200 **6,900**			3950 **8,750**	2500 **5,500**	5480 **220**

* **ISO 10567**

*Indicates that the load is limited by hydraulic lifting capacity rather than tipping load. The above loads are in compliance with hydraulic excavator lift capacity standard ISO 10567:2007. They do not exceed 87% of hydraulic lifting capacity or 75% of tipping load. Weight of all lifting accessories must be deducted from the above lifting capacities. Lifting capacities are based on the machine standing on a firm, uniform supporting surface. The use of a work tool attachment point to handle/lift objects, could affect the machine lift performance.

Lift capacity stays with ±5% for all available track shoes.

Always refer to the appropriate Operation and Maintenance Manual for specific product information.

Reach Boom Lift Capacities – Counterweight: 2.45 mt (2.7 t) – Without Blade

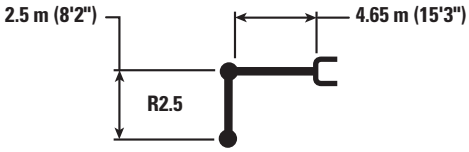

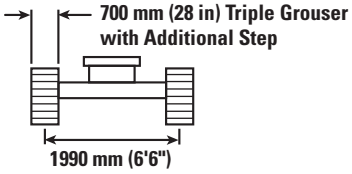

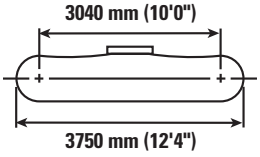

		1.5 m/5.0 ft		3.0 m/10.0 ft		4.5 m/15.0 ft		6.0 m/20.0 ft				mm in
6.0 m **20.0 ft**	kg **lb**					*3350 ***7,450**	*3350 ***7,450**			*2450 ***5,400**	*2450 ***5,400**	5380 **210**
4.5 m **15.0 ft**	kg **lb**					*3550 ***7,750**	*3550 ***7,750**	*3500 ***7,100**	2500 **5,350**	*2250 ***4,950**	*2250 ***4,950**	6370 **250**
3.0 m **10.0 ft**	kg **lb**			*5850 ***12,500**	*5850 ***12,500**	*4350 ***9,400**	3750 **8,100**	*3750 **8,100**	2450 **5,250**	*2250 ***4,900**	1950 **4,350**	6900 **280**
1.5 m **5.0 ft**	kg **lb**			*8450 ***18,100**	6350 **13,600**	*5300 ***11,500**	3550 **7,600**	3650 **7,850**	2350 **5,050**	*2350 ***5,100**	1850 **4,050**	7080 **280**
0 m **0 ft**	kg **lb**			*6900 ***15,900**	6050 **12,950**	5500 **11,800**	3350 **7,250**	3600 **7,700**	2300 **4,900**	*2600 ***5,650**	1900 **4,100**	6930 **280**
–1.5 m **–5.0 ft**	kg **lb**	*4850 ***10,900**	*4850 ***10,900**	*9200 ***19,950**	6000 **12,850**	5400 **11,600**	3300 **7,100**	3550 **7,600**	2250 **4,850**	*3100 ***6,800**	2050 **4,550**	6430 **260**
–3.0 m **–10.0 ft**	kg **lb**	*8750 ***19,750**	*8750 ***19,750**	*8050 ***17,400**	6100 **13,050**	5450 **11,700**	3350 **7,150**			4100 **9,100**	2600 **5,750**	5480 **220**

ISO 10567

*Indicates that the load is limited by hydraulic lifting capacity rather than tipping load. The above loads are in compliance with hydraulic excavator lift capacity standard ISO 10567:2007. They do not exceed 87% of hydraulic lifting capacity or 75% of tipping load. Weight of all lifting accessories must be deducted from the above lifting capacities. Lifting capacities are based on the machine standing on a firm, uniform supporting surface. The use of a work tool attachment point to handle/lift objects, could affect the machine lift performance.

Lift capacity stays with ±5% for all available track shoes.

Always refer to the appropriate Operation and Maintenance Manual for specific product information.

Reach Boom Lift Capacities – Counterweight: 2.45 mt (2.7 t) – Blade Down

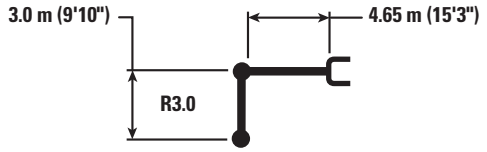

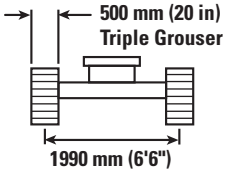

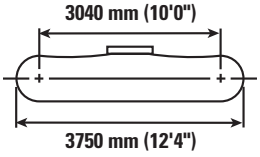

		1.5 m/5.0 ft		3.0 m/10.0 ft		4.5 m/15.0 ft		6.0 m/20.0 ft		7.5 m/25.0 ft				
														mm **in**
7.5 m **25.0 ft**	kg **lb**											*2550	*2550	4370
6.0 m **20.0 ft**	kg **lb**											*2100 ***4,650**	*2100 ***4,650**	5950 **240**
4.5 m **15.0 ft**	kg **lb**							*3150 ***6,850**	2800 **6,000**			*2000 ***4,350**	*2000 ***4,350**	6860 **270**
3.0 m **10.0 ft**	kg **lb**					*3850 ***8,350**	*3850 ***8,350**	*3450 ***7,500**	2700 **5,800**			*2000 ***4,350**	1950 **4,300**	7360 **290**
1.5 m **5.0 ft**	kg **lb**			*7550 ***16,250**	7250 **15,600**	*4900 ***10,600**	3950 **8,450**	*3900 ***8,500**	2600 **5,600**	*2150	1850	*2050 ***4,550**	1850 **4,050**	7520 **300**
0 m **0 ft**	kg **lb**			*7850 ***18,150**	6800 **14,600**	*5750 ***12,450**	3750 **8,000**	*4300 ***9,350**	2500 **5,350**			*2300 ***5,000**	1850 **4,100**	7380 **290**
–1.5 m **–5.0 ft**	kg **lb**	*4500 ***10,050**	*4500 ***10,050**	*9300 ***20,200**	6650 **14,300**	*6100 ***13,150**	3600 **7,800**	*4450 ***9,650**	2450 **5,250**			*2700 ***5,900**	2050 **4,450**	6910 **280**
–3.0 m **–10.0 ft**	kg **lb**	*7500 ***16,850**	*7500 ***16,850**	*8550 ***18,450**	6700 **14,400**	*5750 ***12,400**	3600 **7,800**	*3950	2450			*3550 ***7,950**	2450 **5,400**	6040 **240**
–4.5 m **–15.0 ft**	kg **lb**			*6450 ***13,650**	*6450 ***13,650**	*4050	3750					*4000 ***8,800**	3750 **8,500**	4530 **180**

* ISO 10567

*Indicates that the load is limited by hydraulic lifting capacity rather than tipping load. The above loads are in compliance with hydraulic excavator lift capacity standard ISO 10567:2007. They do not exceed 87% of hydraulic lifting capacity or 75% of tipping load. Weight of all lifting accessories must be deducted from the above lifting capacities. Lifting capacities are based on the machine standing on a firm, uniform supporting surface. The use of a work tool attachment point to handle/lift objects, could affect the machine lift performance.

Lift capacity stays with ±5% for all available track shoes.

Always refer to the appropriate Operation and Maintenance Manual for specific product information.

313F L GC Hydraulic Excavator Specifications

Reach Boom Lift Capacities – Counterweight: 2.45 mt (2.7 t) – Blade Down

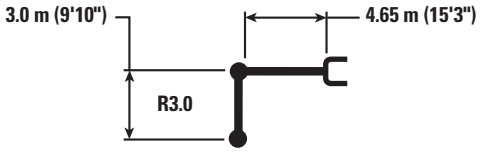

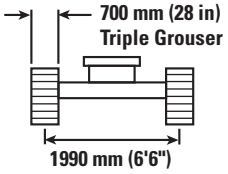

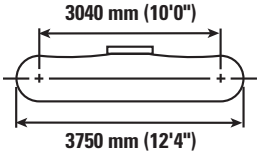

		1.5 m/5.0 ft		3.0 m/10.0 ft		4.5 m/15.0 ft		6.0 m/20.0 ft		7.5 m/25.0 ft				
														mm **in**
7.5 m **25.0 ft**	kg **lb**											*2550	*2550	4370
6.0 m **20.0 ft**	kg **lb**											*2100 ***4,650**	*2100 ***4,650**	5950 **240**
4.5 m **15.0 ft**	kg **lb**							*3150 ***6,850**	3000 **6,400**			*2000 ***4,350**	*2000 ***4,350**	6860 **270**
3.0 m **10.0 ft**	kg **lb**					*3850 ***8,350**	*3850 ***8,350**	*3450 ***7,500**	2900 **6,250**			*2000 ***4,350**	*2000 ***4,350**	7360 **290**
1.5 m **5.0 ft**	kg **lb**			*7550 ***16,250**	*7550 ***16,250**	*4900 ***10,600**	4250 **9,150**	*3900 ***8,500**	2800 **6,000**	*2150	2000	*2050 ***4,550**	2000 **4,400**	7520 **300**
0 m **0 ft**	kg **lb**			*7850 ***18,150**	7450 **15,950**	*5750 ***12,450**	4050 **8,650**	*4300 ***9,350**	2700 **5,800**			*2300 ***5,000**	2050 **4,450**	7380 **290**
–1.5 m **–5.0 ft**	kg **lb**	*4500 ***10,050**	*4500 ***10,050**	*9300 ***20,200**	7300 **15,650**	*6100 ***13,150**	3950 **8,450**	*4450 ***9,650**	2650 **5,700**			*2700 ***5,900**	2200 **4,850**	6910 **280**
–3.0 m **–10.0 ft**	kg **lb**	*7500 ***16,850**	*7500 ***16,850**	*8550 ***18,450**	7350 **15,750**	*5750 ***12,400**	3950 **8,450**	*3950	2650			*3550 ***7,950**	2650 **5,850**	6040 **240**
–4.5 m **–15.0 ft**	kg **lb**			*6450 ***13,650**	*6450 ***13,650**	*4050	*4050					*4000 ***8,800**	*4000 ***8,800**	4530 **180**

* ISO 10567

*Indicates that the load is limited by hydraulic lifting capacity rather than tipping load. The above loads are in compliance with hydraulic excavator lift capacity standard ISO 10567:2007. They do not exceed 87% of hydraulic lifting capacity or 75% of tipping load. Weight of all lifting accessories must be deducted from the above lifting capacities. Lifting capacities are based on the machine standing on a firm, uniform supporting surface. The use of a work tool attachment point to handle/lift objects, could affect the machine lift performance.

Lift capacity stays with ±5% for all available track shoes.

Always refer to the appropriate Operation and Maintenance Manual for specific product information.

Reach Boom Lift Capacities – Counterweight: 2.45 mt (2.7 t) – Blade Down

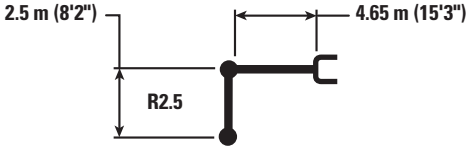

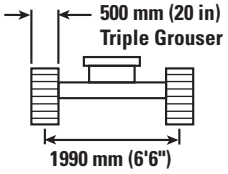

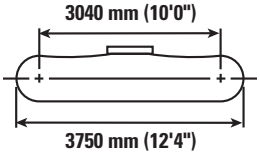

		1.5 m/5.0 ft		3.0 m/10.0 ft		4.5 m/15.0 ft		6.0 m/20.0 ft				
												mm **in**
6.0 m **20.0 ft**	kg **lb**					*3350 ***7,450**	*3350 ***7,450**			*2450 ***5,400**	*2450 ***5,400**	5380 **210**
4.5 m **15.0 ft**	kg **lb**					*3550 ***7,750**	*3550 ***7,750**	*3500 ***7,100**	2750 **5,900**	*2250 ***4,950**	*2250 ***4,950**	6370 **250**
3.0 m **10.0 ft**	kg **lb**			*5850 ***12,500**	*5850 ***12,500**	*4350 ***9,400**	4150 **8,950**	*3750 ***8,200**	2700 **5,800**	*2250 ***4,900**	2150 **4,800**	6900 **280**
1.5 m **5.0 ft**	kg **lb**			*8450 ***18,100**	7150 **15,300**	*5300 ***11,500**	3900 **8,400**	*4150 ***9,050**	2600 **5,600**	*2350 ***5,100**	2050 **4,500**	7080 **280**
0 m **0 ft**	kg **lb**			*6900 ***15,900**	6800 **14,600**	*6000 ***13,000**	3750 **8,050**	*4500 ***9,700**	2550 **5,400**	*2600 ***5,650**	2100 **4,550**	6930 **280**
–1.5 m **–5.0 ft**	kg **lb**	*4850 ***10,900**	*4850 ***10,900**	*9200 ***19,950**	6750 **14,500**	*6150 ***13,250**	3700 **7,900**	*4450 ***9,600**	2500 **5,350**	*3100 ***6,800**	2300 **5,050**	6430 **260**
–3.0 m **–10.0 ft**	kg **lb**	*8750 ***19,750**	*8750 ***19,750**	*8050 ***17,400**	6850 **14,750**	*5500 ***11,800**	3700 **8,000**			*4200 ***9,200**	2850 **6,350**	5480 **220**

* ISO 10567

*Indicates that the load is limited by hydraulic lifting capacity rather than tipping load. The above loads are in compliance with hydraulic excavator lift capacity standard ISO 10567:2007. They do not exceed 87% of hydraulic lifting capacity or 75% of tipping load. Weight of all lifting accessories must be deducted from the above lifting capacities. Lifting capacities are based on the machine standing on a firm, uniform supporting surface. The use of a work tool attachment point to handle/lift objects, could affect the machine lift performance.

Lift capacity stays with ±5% for all available track shoes.

Always refer to the appropriate Operation and Maintenance Manual for specific product information.

Reach Boom Lift Capacities – Counterweight: 2.45 mt (2.7 t) – Blade Down

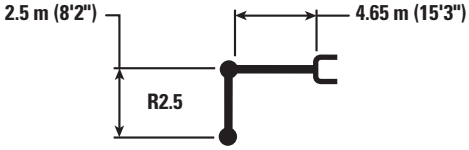

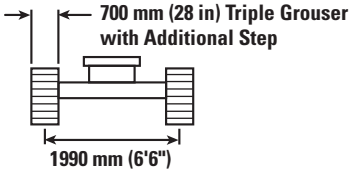

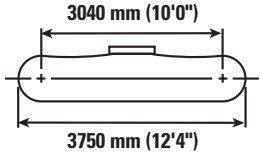

		1.5 m/5.0 ft		3.0 m/10.0 ft		4.5 m/15.0 ft		6.0 m/20.0 ft				
												mm **in**
6.0 m **20.0 ft**	kg **lb**					*3350 ***7,450**	*3350 ***7,450**			*2450 ***5,400**	*2450 ***5,400**	5380 **210**
4.5 m **15.0 ft**	kg **lb**					*3550 ***7,750**	*3550 ***7,750**	*3500 ***7,100**	2950 **6,350**	*2250 ***4,950**	*2250 ***4,950**	6370 **250**
3.0 m **10.0 ft**	kg **lb**			*5850 ***12,500**	*5850 ***12,500**	*4350 ***9,400**	*4350 ***9,400**	*3750 ***8,200**	2900 **6,250**	*2250 ***4,900**	*2250 ***4,900**	6900 **280**
1.5 m **5.0 ft**	kg **lb**			*8450 ***18,100**	7750 **16,700**	*5300 ***11,500**	4250 **9,100**	*4150 ***9,050**	2800 **6,050**	*2350 ***5,100**	2200 **4,850**	7080 **280**
0 m **0 ft**	kg **lb**			*6900 ***15,900**	*6900 ***15,900**	*6000 ***13,000**	4050 **8,700**	*4500 ***9,700**	2750 **5,850**	*2600 ***5,650**	2250 **4,950**	6930 **280**
–1.5 m **–5.0 ft**	kg **lb**	*4850 ***10,900**	*4850 ***10,900**	*9200 ***19,950**	7400 **15,850**	*6150 ***13,250**	4000 **8,550**	*4450 ***9,600**	2700 **5,800**	*3100 ***6,800**	2450 **5,450**	6430 **260**
–3.0 m **–10.0 ft**	kg **lb**	*8750 ***19,750**	*8750 ***19,750**	*8050 ***17,400**	7500 **16,050**	*5500 ***11,800**	4000 **8,650**			*4200 ***9,200**	3100 **6,900**	5480 **220**

* ISO 10567

*Indicates that the load is limited by hydraulic lifting capacity rather than tipping load. The above loads are in compliance with hydraulic excavator lift capacity standard ISO 10567:2007. They do not exceed 87% of hydraulic lifting capacity or 75% of tipping load. Weight of all lifting accessories must be deducted from the above lifting capacities. Lifting capacities are based on the machine standing on a firm, uniform supporting surface. The use of a work tool attachment point to handle/lift objects, could affect the machine lift performance.

Lift capacity stays with ±5% for all available track shoes.

Always refer to the appropriate Operation and Maintenance Manual for specific product information.