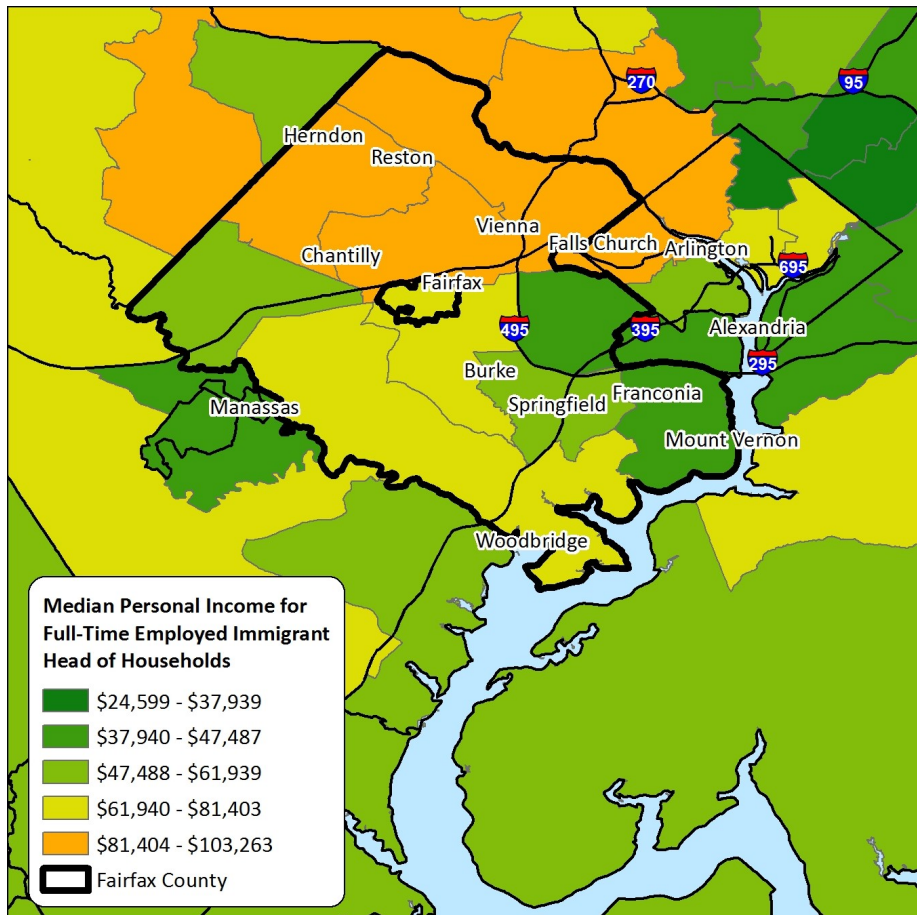


Immigrant Households in Fairfax County, VA 2015

Median Personal Income among Full-Time Employed Immigrant Heads of Households Living in Fairfax County

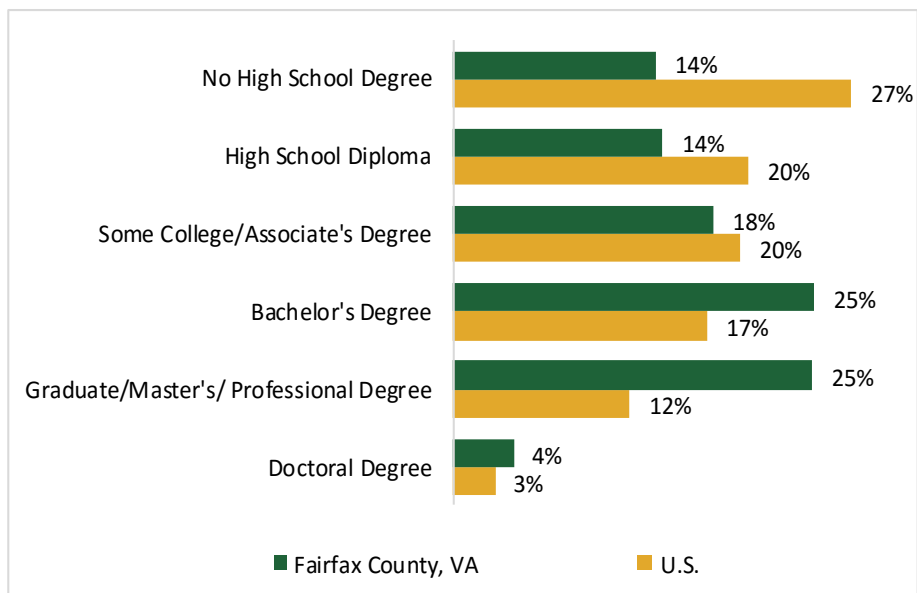


The map on the left shows the median personal earned income among immigrant heads of households who are employed full-time and over the age of 16 living in Fairfax County by Public Use Microdata Areas (PUMA). Overall, immigrant household heads in Fairfax County (\$65,075) earn higher median salaries than immigrant household heads in the U.S. (\$42,155). Immigrant head of households living in and around the cities of Vienna and Herndon reported higher median incomes compared to other areas within Fairfax County.

The chart below to the left shows the educational attainment for immigrant heads of household (25 years of age and older) living in Fairfax County, VA and in the U.S. Compared to immigrant household heads in the U.S., immigrant household heads in Fairfax County reported higher percentages of individuals with a bachelor's, graduate, and/or doctoral degree. For example, 54 percent of immigrant household heads in Fairfax County earned a bachelor's degree or higher compared to only 33 percent of immigrant household heads in the U.S.

The table at the bottom right illustrates the number of children per immigrant household living in Fairfax County, VA and in the U.S. The majority of immigrant households in Fairfax County (64 percent) and in the U.S. (65 percent) do not have any children or have only one child. As in the U.S., the remaining 36 percent of immigrant families in Fairfax County have two or more children.

Educational Attainment among Immigrant Heads of Households Ages 25+ Living in Fairfax County, VA and in the U.S.

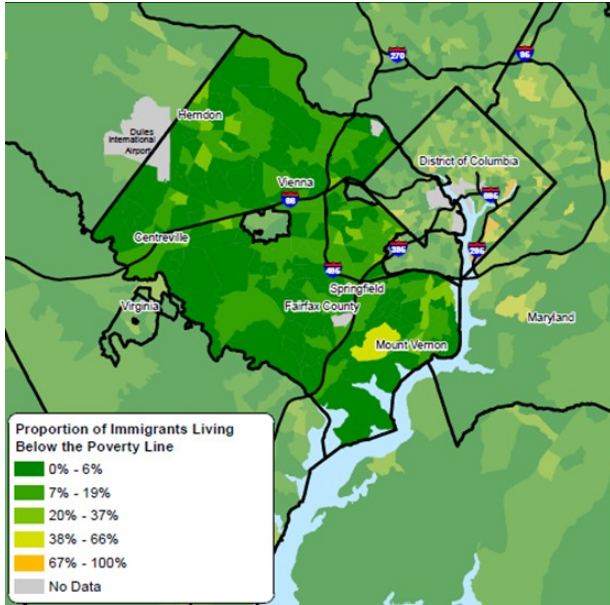


Number of Children per Immigrant Household Living in Fairfax County, VA and in the U.S.

Number of Children per Household	Fairfax County, VA	U.S.
0	40%	44%
1	24%	21%
2	24%	21%
3	9%	10%
4	2%	3%
5	<1%	<1%
6+	<1%	<1%
Estimated Immigrant Household Population	126,607	16,919,909

Immigrant Households in Fairfax County, VA 2015

Poverty Status among Immigrants Living in Fairfax County, VA

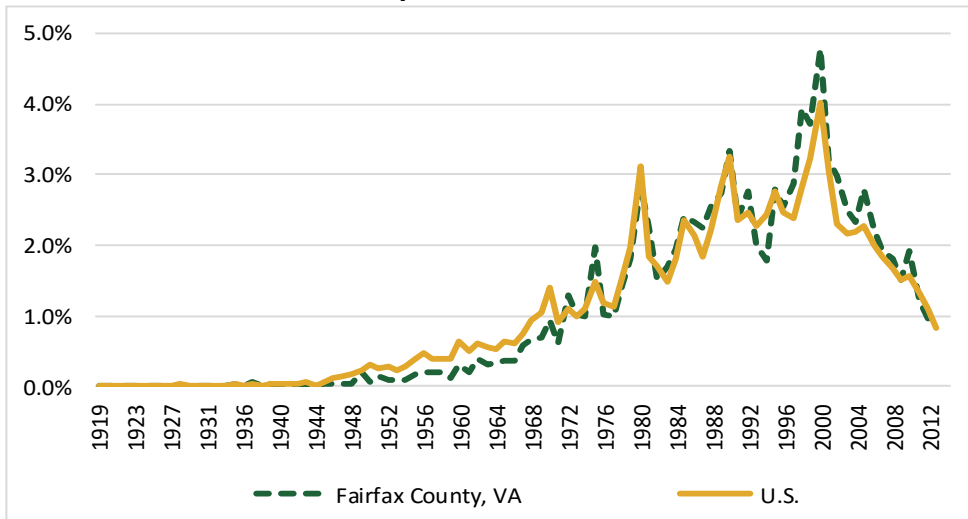


The map to the left presents the poverty status for immigrants living in the Census tracts of Fairfax County, VA. Overall, only 10 percent of immigrants and 10 percent of immigrant household heads in Fairfax County live below the poverty line compared to 19 percent of immigrants and 20 percent of immigrant households in the U.S. Immigrants living in and around the southeastern part of Fairfax county reported higher rates of individuals living below the poverty line.

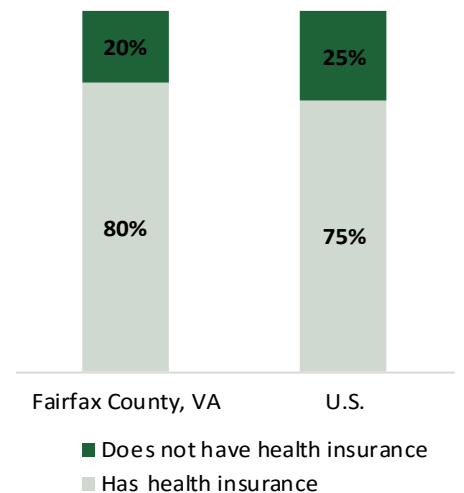
The chart on the bottom left shows the year of immigration for immigrant heads of household living in Fairfax County and in the U.S. On the whole, immigration to Fairfax is similar to the U.S. The median year of immigration to the U.S. for immigrant household heads living in Fairfax County was 1993 compared to immigrant household heads in the U.S. who reported a median year of immigration of 1991. Additionally, there were higher rates of immigration to Fairfax County, relative to the U.S., between 1997 to 2000 and 2001 to 2006.

The chart on the bottom right shows the proportion of immigrant heads of households living in Fairfax County, VA and in the U.S. who have health insurance. Compared to immigrant heads of households in the U.S., immigrant household heads in Fairfax County are more likely to have health insurance. Approximately 80 percent of immigrant households heads in Fairfax County have health insurance compared to 75 percent of immigrant household heads in the U.S.

Year of Immigration for Immigrant Heads of Households Living in Fairfax County, VA and in the U.S.



Health Insurance Status among Immigrant Heads of Households Living in Fairfax County, VA and in the U.S.



ABOUT THE INSTITUTE FOR IMMIGRATION RESEARCH

The IIR works to refocus the immigration conversation among academics, policy-makers and the public, including the business community and media, by producing and disseminating unbiased and objective, interdisciplinary academic research related to immigrants and immigration to the United States. The Institute for Immigration Research is a joint venture between George Mason University and the Immigrant Learning Center, Inc. (ILC) of Massachusetts. To learn more about the Institute for Immigration Research call (703) 993-5833, email iir@gmu.edu, or visit us online at iir.gmu.edu.

IMMIGRATION DATA ON DEMAND (iDod)