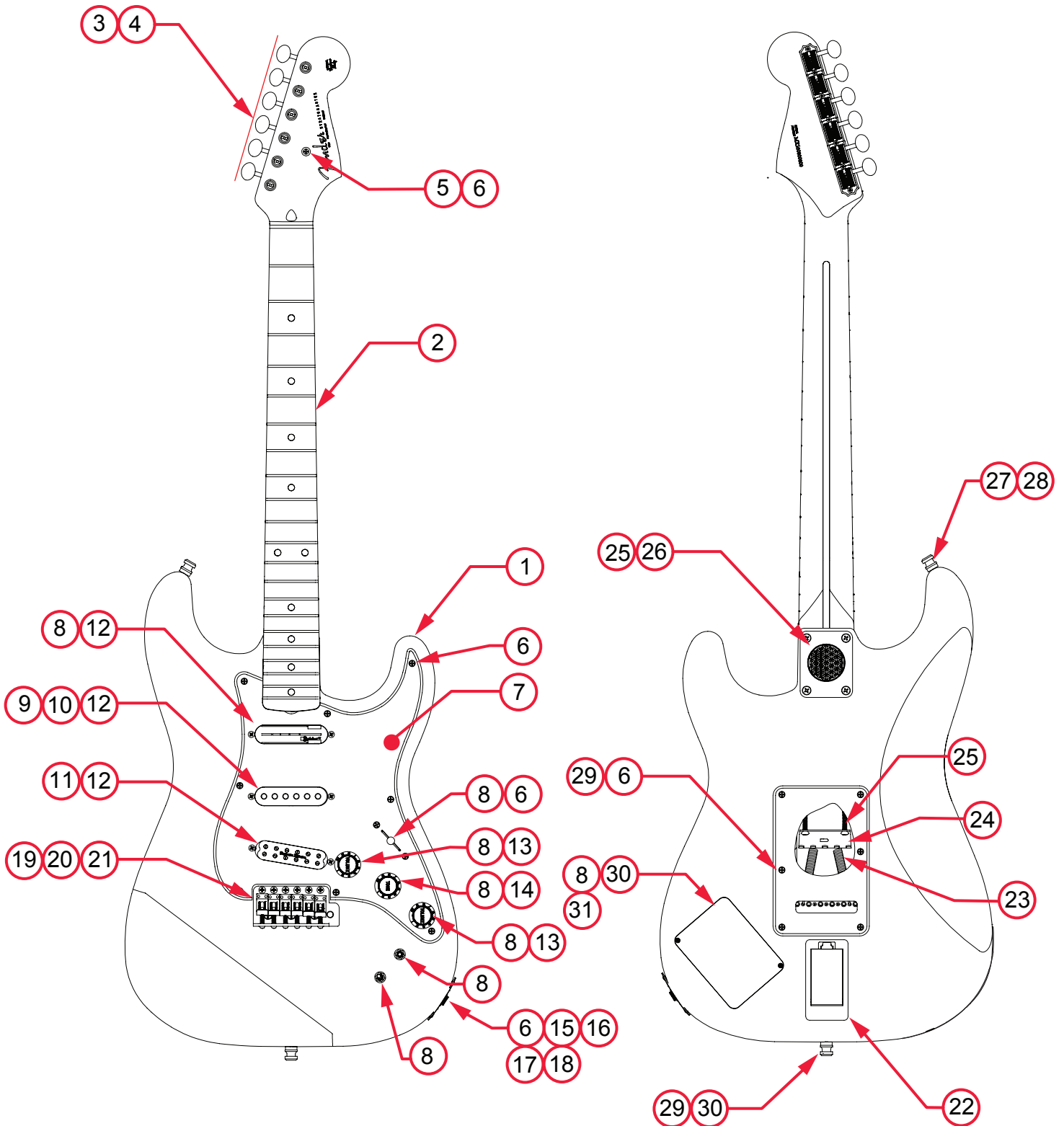


STANDARD STRATOCASTER EOB® (014-0192-305)

PARTS LAYOUT



STANDARD STRATOCASTER EOB® (014-0192-305)

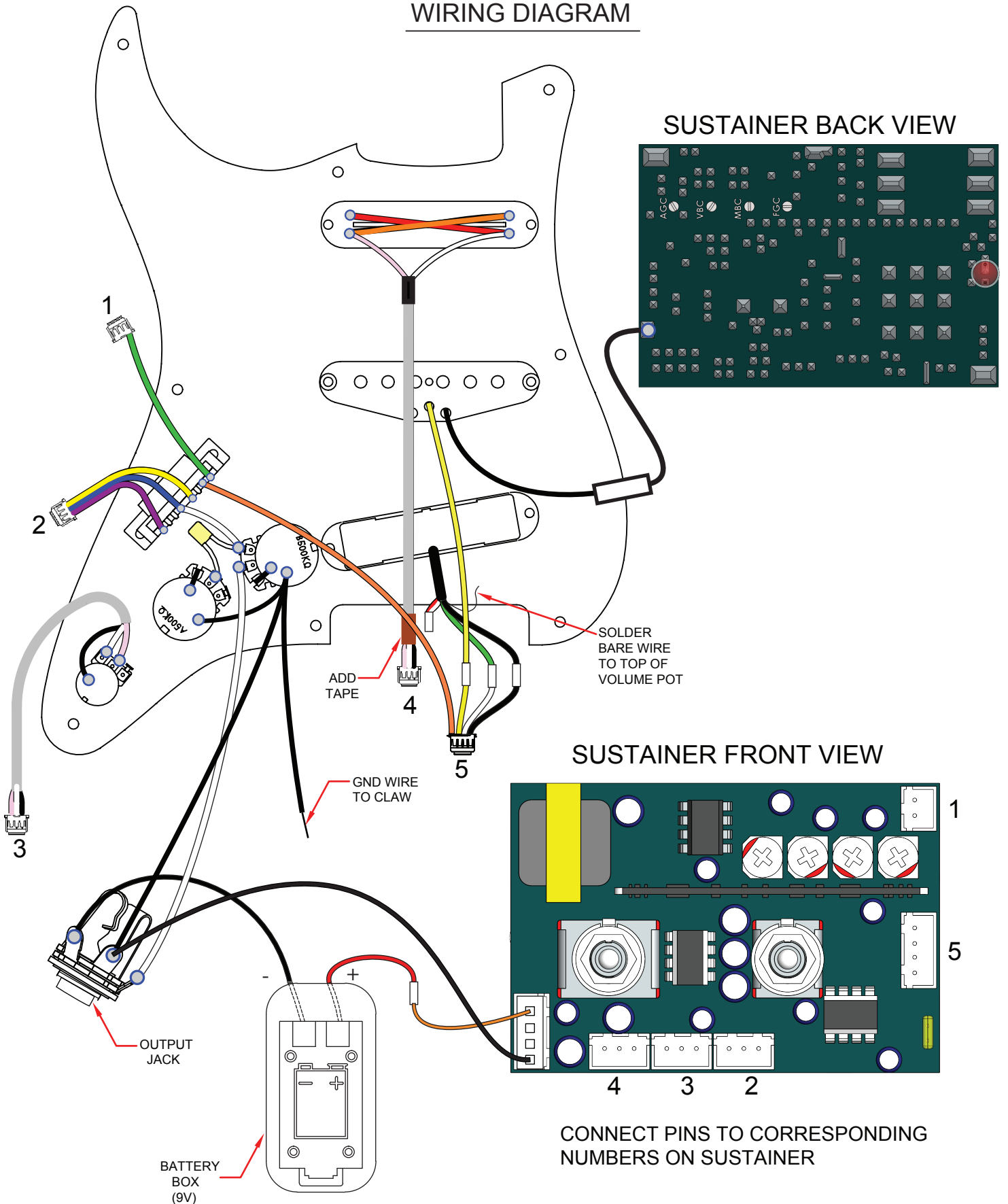
PARTS LIST

REF#	DESCRIPTION	PART NUMBER
1	BODY STRAT ED O'BRIEN OWT B&P	7711834505
2	NECK 50'S STRAT EOB MN B&P	7711833000
3	VINTAGE TUNING KEY BUSHINGS	0994946000
4	AM VIN GUITAR TUNERS W/LOGO RH	0992074000
5	ORIGINAL TELE STRING GUIDE	0994912000
6	SCRW SMAB 4x1/2 OHP NI	0015578049
7	PICKGUARD EOB STRAT P/B/P	7711572000
8	SUSTAINER KIT FERNANDES ED O'BRIEN	7709872000
9	PICKUP STRAT TX SPC MIDDLE	0038932000
10	COVER PICKUP STRAT, NYLON WHI	0016865000
11	DUNCAN JB JR MID SBJ-1N WHT	0097281000
12	SCRW 6-32X3/4 RHP TAPTRI L ZA	0048631049
13	KNOB STRAT VOLUME WHITE PIMCO	0056149000
14	KNOB STRAT TONE WHITE PIMCO	0056148000
15	FERRULE JACK RECESS FTBALL CHR	0050100000
16	JACK PHONE STEREO 12B	0013043000
17	WSHR FLAT 3/8x.614 NI	0031153049
18	NUT HEX 3/8-32x3/32 TK NI	0016352049
19	BRIDGE ASSY VINT PING SGGBFNCV	0054619000
20	SCREW WOOD RH 6 X 1-1/4	0016170000
21	EOB TREMOLO ARM	7711835000
22	BATTERY BOX BLACK FOJ 6" WIRES R/B	0028307006
23	SPRING TREMOLO TENSION, VINT	0031643049
24	SPRING, TREMOLO CLAW NICKEL	0050918000
25	SCRW SMA 8x1-3/4 OHP NI	0015636049
26	NECK PLATE ED OBRIEN	7711168000
27	STRAP BUTTON STD/ELITE CHROME	0021453000
28	SCRW SMAB 5x1 OHP ZA CHR	0021422049
29	EOB BACK PLATE P/B/P	7711572012
30	EOB SUSTAINER BACK PLATE P/B/P	7711572024
31	SCRW SMAB 2x1/2 FHP BLX	9280530407



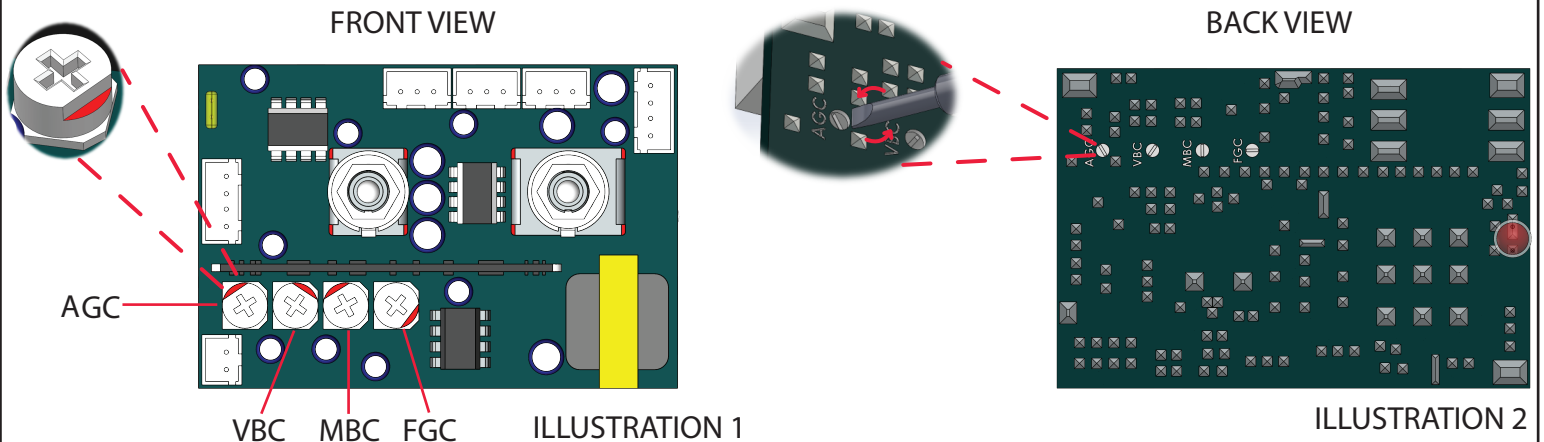
STANDARD STRATOCASTER EOB[®] (014-0192-305)

WIRING DIAGRAM



STANDARD STRATOCASTER EOB® (014-0192-305)

PCB TRIM POT ORIENTATION



Illustrations above show useable, average settings of the Fernandes Sustainer Trim Potentiometers. If needed, adjustments may be made to improve individual performance for your technique and style of music, or to satisfy personal preference.

Before making any adjustments please verify that the string height over the Fernandes Sustainer Driver (Neck pickup) and the Bridge pickup is properly set to within these specifications:

- * Set Bridge orientation flat.
- * Fernandes Sustainer :
Set so that string height over the pickup is $2/64''$ (0.793mm)
- * Middle Pickup :
Set so that string height over the pickup is $8/64'' - 4/64''$ (3.1mm - 1.58mm)
- * Bridge Pickup :
Set so that string height over the pickup is $4/64''$ (1.58mm)

Use a small, flathead screwdriver to gently adjust the Trim Potentiometers

- * If you need to adjust trim pots from the back of PCB use CCW to increase value and CC to decrease (see illustration # 2).
- * If you need to adjust trim pots from the front of PCB use CCW to decrease value and CC to increase (see illustration # 1).

FGC – Output control for the neck pickup, which is also the Fernandes Sustainer Driver.
Set it to match the output of the Middle or Bridge Pickup.

VBC – Vibration control. Turn clockwise to increase the Fernandes Sustainer attack.
NOTE: Battery drain increases as this control is increased.

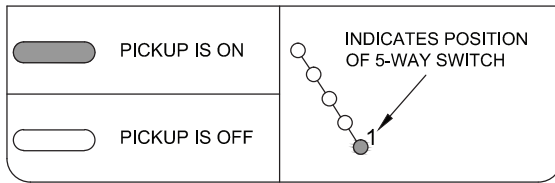
AGC – Sustainer gain control. Set as high as possible, clockwise, without feedback appearing in the guitar's output. If feedback does occur, turn control counter-clockwise until feedback no longer occurs.

MBC – Balance control. Balances the Fernandes Sustainer output between the "Standard" and "Harmonic" modes. This control is typically set to zero.



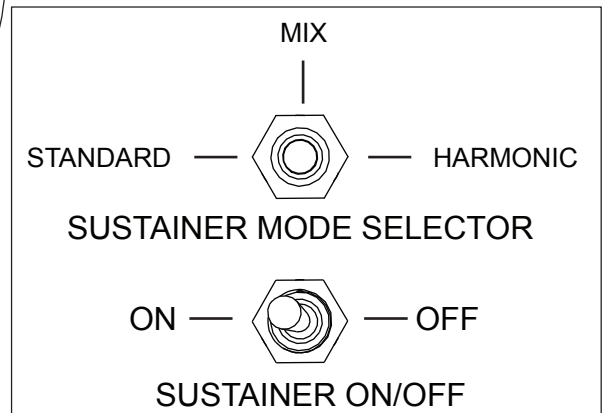
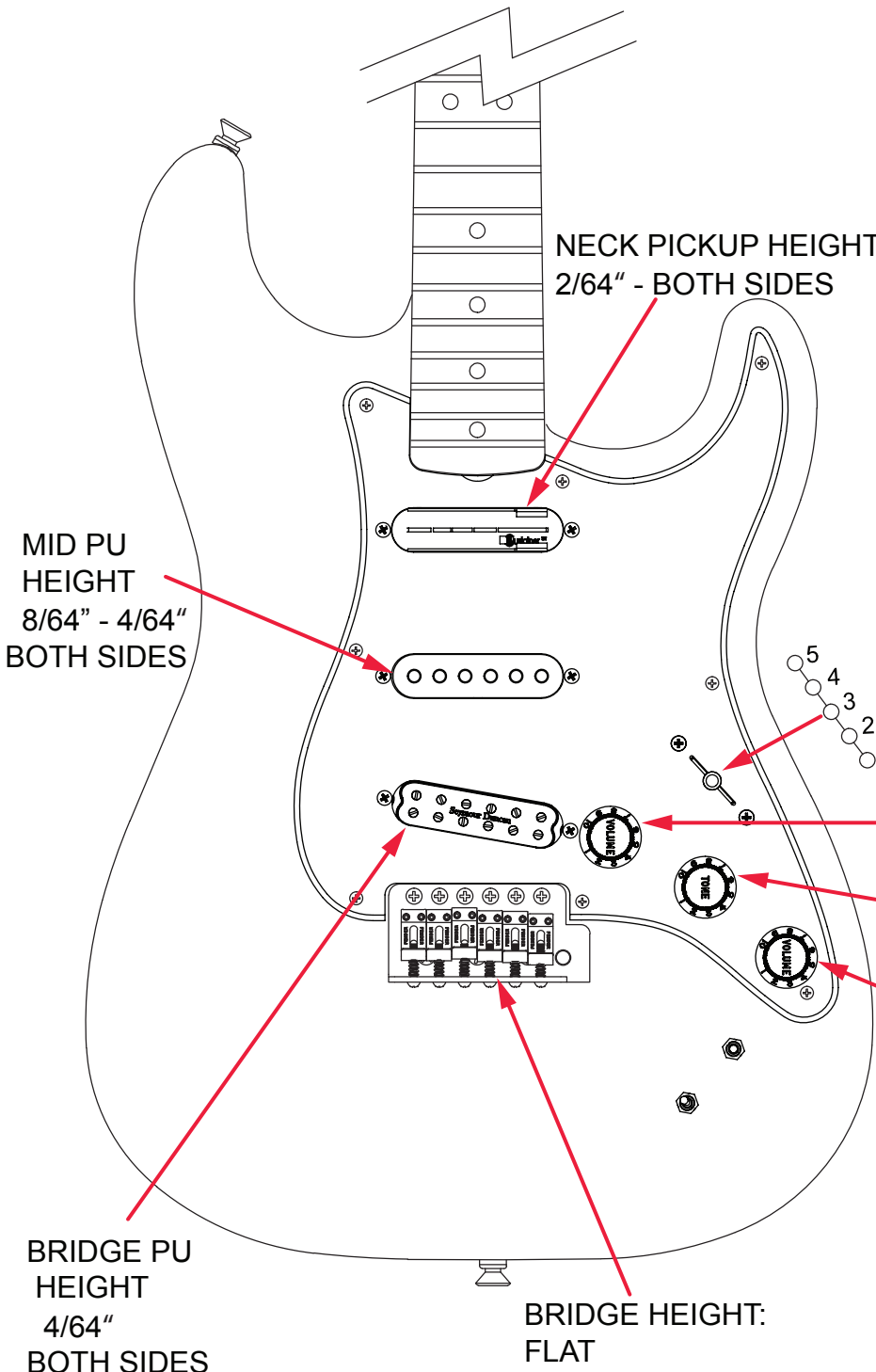
STANDARD STRATOCASTER EOB® (014-0192-305)

SWITCH AND CONTROL FUNCTION



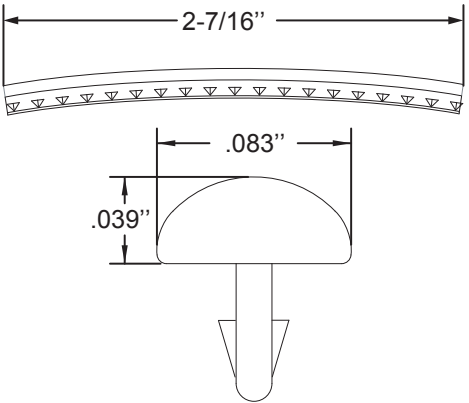
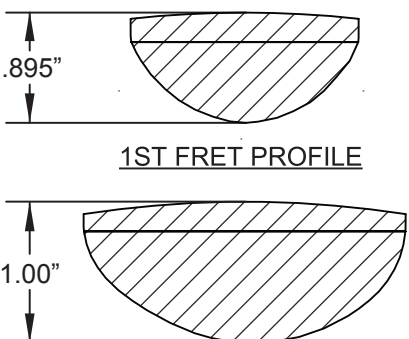
SUSTAINER OFF					SWITCH POSITION
<input checked="" type="checkbox"/>	<input checked="" type="checkbox"/>	<input type="checkbox"/>	<input type="checkbox"/>	<input type="checkbox"/>	NECK PICKUP
<input type="checkbox"/>	<input checked="" type="checkbox"/>	<input checked="" type="checkbox"/>	<input checked="" type="checkbox"/>	<input type="checkbox"/>	MIDDLE PICKUP
<input type="checkbox"/>	<input type="checkbox"/>	<input type="checkbox"/>	<input checked="" type="checkbox"/>	<input checked="" type="checkbox"/>	BRIDGE PICKUP

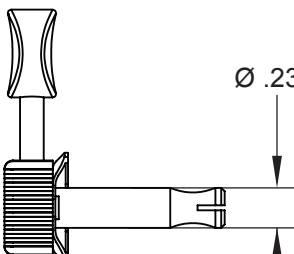
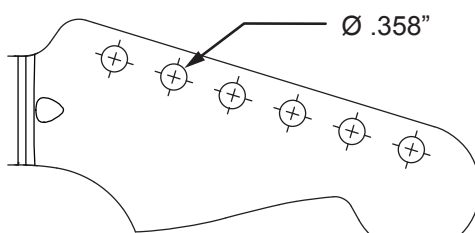
SUSTAINER ON					SWITCH POSITION
<input type="checkbox"/>	<input type="checkbox"/>	<input type="checkbox"/>	<input type="checkbox"/>	<input type="checkbox"/>	NECK PICKUP
<input type="checkbox"/>	<input type="checkbox"/>	<input type="checkbox"/>	<input type="checkbox"/>	<input type="checkbox"/>	MIDDLE PICKUP
<input checked="" type="checkbox"/>	<input checked="" type="checkbox"/>	<input checked="" type="checkbox"/>	<input checked="" type="checkbox"/>	<input checked="" type="checkbox"/>	BRIDGE PICKUP

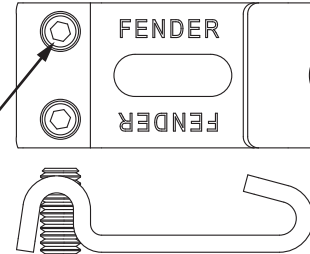

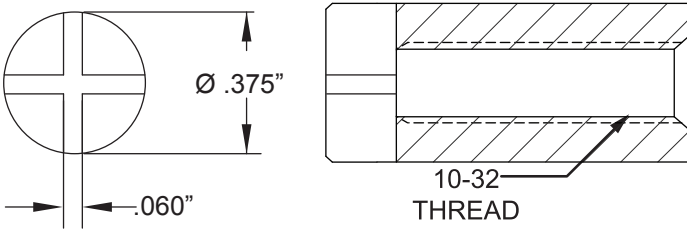


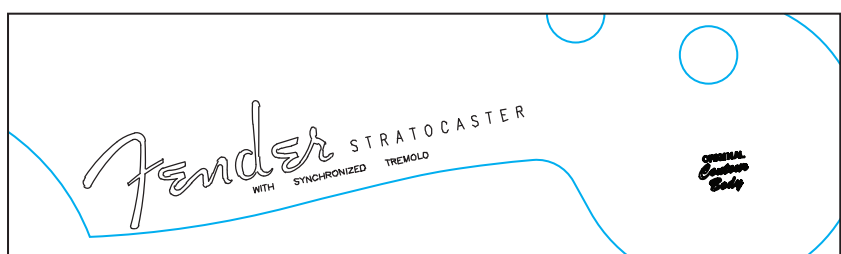
STANDARD STRATOCASTER EOB® (014-0192-305)

ADDITIONAL SPECIFICATION DETAIL

<p>FRET SIZE: MEDIUM (FRET DIMENSIONS ARE BEFORE INSTALLATION)</p> 	<p>PLEASE NOTE: AS EACH NECK IS SANDED & FINISHED BY HAND, THICKNESS DIMENSIONS MAY VARY SLIGHTLY FROM THOSE SHOWN.</p>	<p>NECK PROFILE: SOFT "V"</p>  <p>1ST FRET PROFILE</p> <p>12TH FRET PROFILE</p>
---	---	---

<p>KEY VINT ST PING P/N 0047912000</p> <p>BUSHING KEY VINT PING P/N 0053020000</p> 	<p>TUNING MACHINE THRU-HOLE INNER DIAMETER .358"</p> 
---	---

<p>SADLE HEIGHT ADJUSTMENT WRENCH P/N: 0018531049</p>  <p>.050" HEX</p> <p>SADDLE HEIGHT ADJUSTMENT SCREW P/N 0075536000</p> 	<p>NUT NECK ROD P/N 0994944000</p>  <p>Ø .375"</p> <p>10-32 THREAD</p>
---	---

<p>LOGO: DECAL VINTAGE STRAT APPLIED UNDER THE FINISH</p> 	<p>PICKUP SPECIFICATIONS</p> <table border="1" style="width: 100%; border-collapse: collapse;"> <thead> <tr> <th>POSITION</th> <th>MAGNETS</th> <th>DC RESISTANCE</th> <th>POLARITY</th> </tr> </thead> <tbody> <tr> <td>NECK</td> <td colspan="3">SUSTAINER DRIVER</td> </tr> <tr> <td>MIDDLE</td> <td>ALNICO 5 UNBEVELED</td> <td>6.2 - 6.8KΩ</td> <td>NORTH</td> </tr> <tr> <td>BRIDGE</td> <td>CERAMIC</td> <td>15.2KΩ</td> <td>NORTH SOUTH</td> </tr> </tbody> </table>	POSITION	MAGNETS	DC RESISTANCE	POLARITY	NECK	SUSTAINER DRIVER			MIDDLE	ALNICO 5 UNBEVELED	6.2 - 6.8KΩ	NORTH	BRIDGE	CERAMIC	15.2KΩ	NORTH SOUTH
POSITION	MAGNETS	DC RESISTANCE	POLARITY														
NECK	SUSTAINER DRIVER																
MIDDLE	ALNICO 5 UNBEVELED	6.2 - 6.8KΩ	NORTH														
BRIDGE	CERAMIC	15.2KΩ	NORTH SOUTH														

STANDARD STRATOCASTER EOB ® (014-0192-305)

MAINTENANCE

One of the best and easiest ways to take care of your guitar is to simply keep it clean.

Dirt, dust, sweat, skin oil, spilled beverages, smoke and other gunk can prematurely age your guitar's finish and hardware. Fight back—some basic cleaning know-how can go a long way toward keeping your instrument looking beautiful. Therefore:

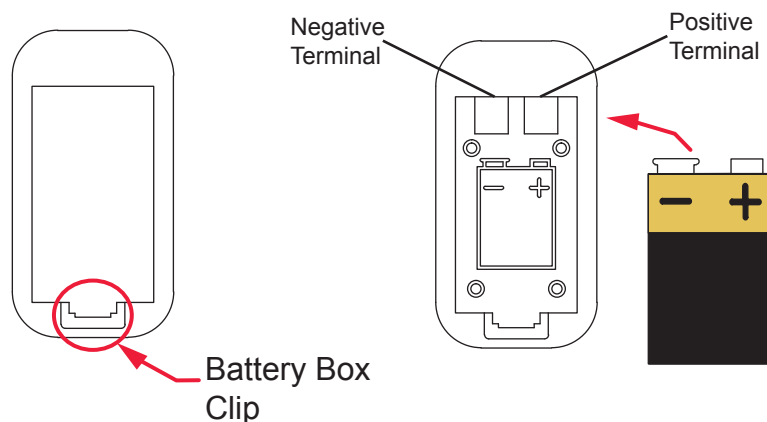
DO

- Wipe the strings, neck and bridge often with a lint-free cloth.
- Wipe metal parts clean with a soft, dry polishing cloth. You don't need to spray anything on them; simply wiping them off will usually suffice quite nicely
- Clean finished wood surfaces—the body of your instrument, that is—with cleaning agents made specifically for guitars; available at most music stores (visit the “Care & Cleaning” section of Fender.com for plenty of stuff to do this with).

DON'T

- Use anything other than what we just told you about to clean finished wood surfaces. Do not use glass cleaner (or anything with ammonia in it) or products containing abrasives or silicon (as some paste cleaners do). Best to play it safe and smart by sticking to cleaners and polishes made specifically for guitars.
- Expose lacquer finishes for very long to plastics, synthetics and surgical rubber tubing (stop snickering; it's used on many guitar stands and straps), all of which react adversely with lacquer.

To change the battery, open the battery box by pressing on the clip. Remove the battery from the battery box and insert the new battery, make sure to connect positive and negative terminals correctly.



STANDARD STRATOCASTER EOB® (014-0192-305)

SUSTAINER SOUND TEST

*SOUND TEST MUST BE DONE BY PRESSING 6th AND 5th STRINGS AT 12th FRET

1.- BEFORE MAKING THE SOUND TEST PLEASE VERIFY STRING HEIGHT OVER THE PICKUPS AND BRIDGE HEIGHT AS FOLLOWS :

- NECK PU : 2/64"
- MIDD PU : 8/64" - 6/64"
- BDG PU : 4/64"
- BRIDGE : FLAT




*WHILE SUSTAINER IS "ON" THE LEVER SWITCH CAN BE IN ANY POSITION

2.- THE THREE POTS MUST BE AT MAXIMUM

3.- SOUND TEST (TURN SUSTAINER ON) PLAY 6th AND 5th STRINGS AT 12th FRET IN HARMONIC MODE. WAIT FOR AT LEAST 4 SECONDS SOUND MUST BE MAINTAINED (REPEAT FOR MIX AND NATURAL)

SUSTAINER ON

SUSTAINER OFF

	HARMONIC MODE
	MIX MODE
	NATURAL MODE