



Application Selection Guide

Connect to more electric heat opportunities with EConnect™ Wireless Comfort Control Systems For Electric Heat

- Wireless thermostat can be placed anywhere to maximize sensing and comfort control
- Compatible for direct mounting on most baseboards with knockouts
- Can be mounted on a remote junction box for baseboard, convactor and fan-forced heater applications
- Simple, plain-language user interface for easy thermostat setup & programming
- Can be configured as programmable or non-programmable

Model	Description
YTL9160AR1000	Thermostat and Equipment Interface Module Kit
TLM1110R1000	Equipment Interface Module Only

Powered by RedLINK™ - the first wireless technology engineered specifically for HVAC applications is now also available for the electrical industry.



Table of Contents

<u>SECTION</u>	<u>PAGE</u>
Thermostats – Line volt.....	6
RedLINK™ Accessories	16
Thermostats – Low volt	18
Switches and Timers	26
CO Detectors	30
Thermostat Guards.....	30
Humidistats & Thermometers	31
Relays	32
Transformers	34
Heat sequencers	35
Contactors	36
Auxiliary Switches.....	37
Fan Centers.....	37
VFDs	38
T775.....	42
Commercial Remote Controllers	44
Heavy-Duty Line Volt Fan-coil Thermostats	45
Residential Controllers	46
Contractor PRO.....	47
Merchandising and Display Items	48

Why Honeywell?

Products



Quality Engineering

Honeywell's unwavering commitment to our customers includes an intense focus on the measurement of product quality to deliver products with the newest available features at the right price.

Exclusive Features and Warranties

Honeywell products feature exclusives you won't find with other brands as well as the industry's best warranties — up to 5 years.

Brand

Complete Portfolio

From wireless comfort systems to thermostats and indoor air quality, water to combustion controls, only Honeywell provides you with the leading portfolio of residential control products to meet your needs for every application, budget and customer.



Preference

The Honeywell brand is known, trusted and preferred by millions of professional contractors and the customers they serve. Honeywell is the #1 choice of homeowners, and has strong brand recognition.

Introducing Aube



Since 1991, the Aube brand has been a symbol of quality, precision and trust. In September 2004, it became part of Honeywell. The Aube line includes thermostats but also programmable switches, relays, electronic timers, digital thermometers and hygrometers. No matter what your energy management needs are, there is an Aube product to answer them.

Support

Free Sales Literature

With Honeywell, you'll have access to sales materials that you can use to help grow your business. Visit literature.honeywell.com.



Customer Service

Honeywell provides toll-free access to product application, installation and support experts.
Customer Service: 1-800-468-1502
Aube Branded Products Technical Support: 1-800-831-2823

Training

Honeywell offers a variety of on-site and online training options at customer.honeywell.com.



Online Tools

Find everything you need to be successful in selling Honeywell products online. Product information, cross-references, demos and more are available at customer.honeywell.com.



Rewards

Honeywell's Contractor PRO™ Rewards program gives contractors reward points (\$) back on all Honeywell purchases year round at contractorpro.com.

Designed in Canada, Aube products – thanks to their exceptional precision – consistently provide unsurpassed comfort and energy savings.
Comfort. Quality. Precision. Unique design. Aube.



Line Volt Non-Programmable Thermostats

When it comes to thermostats, Honeywell is the name on everyone's mind, and that includes its line volt non-programmable thermostats. Thanks to their great precision, exceptional accuracy and silent functioning, these thermostats are the preferred choices on the market. And with a name like Honeywell, you can be sure to find the perfect solution to any application. Line volt non-programmable electronic thermostats are easy to use and greatly improve comfort.



TH401

- For baseboards, convectors and fan-forced heaters
- TRIAC switching offers exceptional $\pm 0.15^{\circ}\text{C}$ / $\pm 0.27^{\circ}\text{F}$ accuracy and silent operation
- Temperature lock limits minimum and maximum set points
- White backlight



TH108PLUS Series

- TRIAC switching offers exceptional $\pm 0.15^{\circ}\text{C}$ / $\pm 0.27^{\circ}\text{F}$ accuracy and silent operation
- Temperature lock limits minimum and maximum set points
- Backlit display
- Stylish and easy-to-use design



TH450

- Supports the widest power range (300-4000W) for universal applications
- Temperature lock limits minimum and maximum set points
- TRIAC switching offers exceptional $\pm 0.15^{\circ}\text{C}$ / $\pm 0.27^{\circ}\text{F}$ accuracy and silent operation
- Stylish and easy-to-use design



TH114 / TL7000 Series

- Easy-to-read backlit display
- Precise temperature control: $\pm 0.5^{\circ}\text{C}$ / 0.9°F accuracy
- Models available for floor heating systems (include built-in Ground Fault protection device)
- Input for remote temperature setback available on some models (ideal for cottages), CT24 Series telephone controller required



TL116A

- Compatible with baseboard heaters, convectors, and fan-forced heaters
- Max load of 3000W
- CSA C828 compliant













Mechanical Thermostats T410 / T4398 / T498

- Include long-lasting Micro Switch™ mechanism
- Integrated thermometer indicates room temperature (on some models)
- Budget price
- Bimetallic temperature sensor (on some models)
- Many more practical features



Line Volt Non-Programmable Thermostats Selection Guide

	Model	Specifications									
		Schedule Option	User interface	Temperature Scale (Mechanical only)	Thermometer (Mechanical only)	Color	Switching	Switching method	Maximum Load	Minimum Load	Built-in Ground Fault (For electric underfloor)
	TH450	Non Prog.	Soft Keys			White	SPST	TRIAC	2000 W @ 120 V 4000 W @ 240 V	150 W @ 120 V 300 W @ 240 V	
	TH401	Non Prog.	Soft Keys			White	SPST	TRIAC	2500 W @ 240 V 1250 W @ 120 V	200 W @ 240 V 100 W @ 120 V	
	TH401-P10	Non Prog.	Soft Keys			White	SPST	TRIAC	2500 W @ 240 V 1250 W @ 120 V	200 W @ 240 V 100 W @ 120 V	
	TH108PLUS	Non Prog.	Soft Keys			White	SPST	TRIAC	3000 W @ 240 V	500 W @ 240V	
	TH108PLUS-P10	Non Prog.	Soft Keys			White	SPST	TRIAC	3000 W @ 240 V	500 W @ 240V	
	TH108-A-347S3	Non Prog.	Soft Keys			White	SPST	TRIAC	4335 W @ 347 V	700 W @ 347 V	
	TH114-A-120S	Non Prog.	Soft Keys			White	SPST	Relay	2000 W @ 120 V		
	TH114-A-240S-B	Non Prog.	Soft Keys			White	SPST	Relay	4000 W @ 240 V		
	TH114-A-240D-B	Non Prog.	Soft Keys			White	DPST	Relay	3600 W @ 240 V		
	TH114-AF-GA	Non Prog.	Soft Keys			White	DPST	Relay	1800 W @ 120 V 3600 W @ 240 V		5 mA GFCI
	TH114-AF-GB	Non Prog.	Soft Keys			White	DPST	Relay	1800 W @ 120 V 3600 W @ 240 V		15 mA EGFPD
	TL5110A1018	Non Prog.	Soft Keys			White	SPST	TRIAC	3000 W @ 240 V 1500 W @ 120 V	500 W @ 240 V 250 W @ 120 V	
	TL7135A1005	Non Prog.	Soft Keys			White	SPST	Relay	4000 W @ 240 V 3470 W @ 208 V		
	TL7235A1003	Non Prog.	Soft Keys			White	DPST	Relay	3600 W @ 240V 3120 W @ 208 V		
	TL116A1008	Non Prog.	Dial	°C		White	SPST	Snap-Acting Switch	3000 W @ 240 V 1500 W @ 120 V	300 W @ 240 V 150 W @ 120 V	
	TL116A1016	Non Prog.	Dial	°F		White	SPST	Snap-Acting Switch	3000 W @ 240 V 1500 W @ 120 V	300 W @ 240 V 150 W @ 120 V	
	T410A1013	Bi-metallic	Dial	°F		Premier White	SPST	Snap-Acting Switch	22 A @ 120/208/240 V 19 A @ 277 V		
	T410A1021	Bi-metallic	Dial	°C		Premier White	SPST	Snap-Acting Switch	22 A @ 120/208/240 V 19 A @ 277 V		
	T410A1047	Bi-metallic	Dial	°C		Beige	SPST	Snap-Acting Switch	22 A @ 120/208/240 V 19 A @ 277 V		
	T410B1004	Bi-metallic	Dial	°F		Premier White	DPST	Snap-Acting Switch	22 A @ 120/208/240 V 19 A @ 277 V		
	T410B1129	Bi-metallic	Dial	°C		Premier White	DPST	Snap-Acting Switch	22 A @ 120/208/240 V 19 A @ 277 V		
	T4398A1005	Diaphragm	Dial	°C	•	Premier White	SPST	Snap-Acting Switch	22 A @ 120/208/240 V 19 A @ 277 V		
	T4398A1021	Diaphragm	Dial	°F	•	Premier White	SPST	Snap-Acting Switch	22 A @ 120/208/240 V 19 A @ 277 V		
	T4398B1003	Diaphragm	Dial	°C	•	Premier White	DPST	Snap-Acting Switch	22 A @ 120/208/240 V 19 A @ 277 V		
	T4398B1029	Diaphragm	Dial	°F	•	Premier White	DPST	Snap-Acting Switch	22 A @ 120/208/240 V 19 A @ 277 V		
	T498A1778	Bi-metallic	Dial	°F	•	Premier White	SPST	Snap-Acting Switch	22 A @ 120/208/240 V 19 A @ 277 V		
	T498A1786	Bi-metallic	Dial	°C		Brush Gold	SPST	Snap-Acting Switch	22 A @ 120/208/240 V 19 A @ 277 V		
	T498A1810	Bi-metallic	Dial	°F		Brush Gold	SPST	Snap-Acting Switch	22 A @ 120/208/240 V 19 A @ 277 V		
	T498A1927	Bi-metallic	Dial	°C		Premier White	SPST	Snap-Acting Switch	22 A @ 120/208/240 V 19 A @ 277 V		
	T498B1512	Bi-metallic	Dial	°F	•	Brush Gold	DPST	Snap-Acting Switch	22 A @ 120/208/240 V 19 A @ 277 V		
	T498B1553	Bi-metallic	Dial	°F		Brush Gold	DPST	Snap-Acting Switch	22 A @ 120/208/240 V 19 A @ 277 V		
	T498B1678	Bi-metallic	Dial	°C		Premier White	DPST	Snap-Acting Switch	22 A @ 120/208/240 V 19 A @ 277 V		
	T498B1686	Bi-metallic	Dial	°C	•	Premier White	DPST	Snap-Acting Switch	22 A @ 120/208/240 V 19 A @ 277 V		

Applications					Power Method	Features and Functions					Display Information		Limited Warranty	Wiring Terminals
Baseboard	Convactor	Fan Forced Heater	Radiant Ceiling	Electric Underfloor		Permanent Memory retention	Temperature Limits	Temperature range stop & locking cover	Unoccupied Input (Req. CT240 or CT241)	15' Floor Temperature Sensor	Display Size (Viewable)	On Demand Backlighting		
•	•	•	•		Hardwire	•	•				1 sq.in.	•	3 Year	2 Wire
•	•	•	•		Hardwire	•	•				0.98 sq. in.	•	3 Year	2 Wire
•	•	•	•		Hardwire	•	•				0.98 sq. in.	•	3 Year	2 Wire
•	•	•	•		Hardwire	•	•				1.23 sq. in.	•	3 Year	2 Wire
•	•	•	•		Hardwire	•	•				1.23 sq. in.	•	3 Year	2 Wire
•	•	•	•		Hardwire	•	•				1.23 sq. in.		3 Year	2 Wire
•	•	•	•		Hardwire	•			•		1.45 sq. in.	•	3 Year	4 Wire
•	•	•	•		Hardwire	•			•		1.45 sq. in.	•	3 Year	4 Wire
•	•	•	•		Hardwire	•			•		1.45 sq. in.	•	3 Year	4 Wire
				•	Hardwire	•	•		•	•	1.45 sq. in.	•	3 Year	4 Wire
				•	Hardwire	•	•		•	•	1.45 sq. in.	•	3 Year	4 Wire
•	•		•		Hardwire	•					1.23 sq. in.		5 Year	2 Wire
•	•	•	•		Hardwire	•					1.45 sq. in.	•	5 Year	4 Wire
•	•	•	•		Hardwire	•					1.45 sq. in.	•	5 Year	4 Wire
•	•	•			Hardwire		•						3 Year	2 Wire
•	•	•			Hardwire		•						3 Year	2 Wire
•	•	•	•		Hardwire			Requires 272804A					1 Year	2 Wire
•	•	•	•		Hardwire			Requires 272804A					1 Year	2 Wire
•	•	•	•		Hardwire			Requires 272804A					1 Year	2 Wire
•	•	•	•		Hardwire			Requires 272804A					1 Year	4 Wire
•	•	•	•		Hardwire			Requires 272804A					1 Year	4 Wire
•	•	•	•		Hardwire			Requires 272804A					1 Year	2 Wire
•	•	•	•		Hardwire			Requires 272804A					1 Year	2 Wire
•	•	•	•		Hardwire			Requires 272804A					1 Year	4 Wire
•	•	•	•		Hardwire			•					1 Year	2 Wire
•	•	•	•		Hardwire			Requires 272804A					1 Year	4 Wire
•	•	•	•		Hardwire			•					1 Year	4 Wire
•	•	•	•		Hardwire			•					1 Year	2 Wire
•	•	•	•		Hardwire			Requires 272804A					1 Year	2 Wire
•	•	•	•		Hardwire			Requires 272804A					1 Year	2 Wire
•	•	•	•		Hardwire			Requires 272804A					1 Year	2 Wire
•	•	•	•		Hardwire			•					1 Year	4 Wire
•	•	•	•		Hardwire			Requires 272804A					1 Year	4 Wire
•	•	•	•		Hardwire			Requires 272804A					1 Year	4 Wire
•	•	•	•		Hardwire			•					1 Year	4 Wire

Commercial Non-Programmable Thermostats




For more than a century, Honeywell has been on the leading edge of product development for energy-efficient HVAC and building automation products. Contractors and building owners count on Honeywell commercial thermostats for the latest technology, ease-of-use and energy savings. As part of this category of commercial controls, the SuitePRO™ is a family of Digital Fan Coil thermostats for residential and commercial applications such as hotels, condominiums, and classrooms.



Suite PRO

- Simple, intuitive user interface
- Pre-installed lead wires for fast installation (TB6575A, TB6575B and TB6575C models only)
- Four buttons allow manual control of system operation, fan speed, and temperature setpoint adjustment.
- Digital display of ambient temperature, setpoint, heating or cooling mode, fan status, and remote setback
- Proportional plus Integral (P+I) control algorithm for precision temperature regulation.
- Single Setpoint and Heat/Cool setpoint methods for 4-pipe auto changeover.
- Adjustable maximum heating and minimum cooling setpoint limits using range stops.
- Selectable °C or °F display via Setup button on thermostat.



	Model	Applications	Features								
		Heat / Cool / Auto	Pipes	LDC Display	Voltage	Number of pipes	Temperature range	Energy savings input	System switch position	Fan switch position	Manual / Auto changeover
	TB6575A1000	All	2 or 4	Yes	120 or 240 Vac	5	50°F to 90°F (10°C to 30°C)	Yes	Off-Heat-Cool-Auto	Hi-Med-Low-Auto-Off	Yes
	TB6575B1000	Heat or Cool	2	Yes	120 or 240 Vac	4	50°F to 90°F (10°C to 30°C)	Yes	Off-Heat-Cool-Auto	Hi-Med-Low-Auto-Off	Yes
	TB8575A1000	All	2 or 4	Yes	24 Vac	5	50°F to 90°F (10°C to 30°C)	Yes	Off-Heat-Cool-Auto	Hi-Med-Low-Auto-Off	Yes

Line Volt Programmable Thermostats

Honeywell line volt programmable thermostats are the best choice on the market for electric heating systems and personalized temperature control. They provide outstanding temperature accuracy and control, are easy to read and stylish to fit every decor.



EConnect™

- Wireless thermostat can be placed anywhere to maximize sensing and control
- Compatible for direct mounting on most baseboards with knockouts
- Can be mounted on a remote junction box for baseboard, convector and fan-forced heater applications
- Simple, plain-language user interface for easy thermostat setup & programming
- Communicates with compatible RedLINK-enabled accessories
- Can be configured as programmable or non-programmable based on needs



TH104 Series

- For electric heating (baseboard, convectors, fan-forced heaters, radiant ceilings)
- TRIAC switching offers exceptional $\pm 0.15^{\circ}\text{C}$ / $\pm 0.27^{\circ}\text{F}$ accuracy and silent operation
- Simple 5-2 programming



TH106 Series

- For electric heating (baseboard, convectors, fan-forced heaters, radiant ceilings)
- High-capacity
- TRIAC switching offers exceptional $\pm 0.15^{\circ}\text{C}$ / $\pm 0.27^{\circ}\text{F}$ accuracy and silent operation
- 7-Day programmable
- Keypad lock



TH115 Series*

- For electric heating (baseboard, convectors, fan-forced heaters, radiant ceilings)
- Models available for floor heating systems (include built-in Ground Fault protection device)
- 7-Day programmable



TH140/TL8100*

- Versatile: For electric heating with relay, central or hydronic heating
- Works with line or low voltage loads
- 7-Day programmable



TL6120

- For electric heating (baseboards, radiant ceiling, convector, fan-forced heating)
- Pre-programmed for easier installation; simple 5-2 programming
- TRIAC switching offers exceptional $\pm 0.15^{\circ}\text{C}$ / $\pm 0.27^{\circ}\text{F}$ accuracy and silent operation
- Backlit LDC display











TL8000

- For electric heating (baseboard, convectors, fan-forced heaters, radiant ceilings)
- Large backlit LCD display available
- 7-Day programmable



* Input for remote temperature setback available on some models (ideal for cottages), CT24 Series telephone controller required

Line Volt Programmable Thermostats Selection Guide

	Model	Schedule Options				User Interface	Specifications					
		Program Options	Energy Aware	Temporary Override	Permanent Hold		Color	Switching	Switching method	Maximum Load	Minimum Load	Built-in Ground Fault (For electric underfloor)
	YTL9160AR1000 (Thermostat and EIM Kit)	7-Day 5 +2 1-Day Non-Prog	•	•	•	Soft Keys English display ONLY	Thermostat: White EIM: comes with White and Light Almond covers	SPST	Relay	1500 W @ 120 V 3000 W @ 240 V	50 W @ 120 V 100 W @ 240 V	
	TLM1110R1000 (EIM only)						White and Light Almond covers (included)			1500 W @ 120 V 3000 W @ 240 V	50 W @ 120 V 100 W @ 240 V	
	TH104	5-2		•	•	Soft Keys	White	SPST	TRIAC	1750 W @ 120 V 3500 W @ 240 V	250 W @ 120 V 500 W @ 240 V	
	TH106	7-Day		•	•	Soft Keys	White	SPST	TRIAC	2000 W @ 120 V 4000 W @ 240 V	250 W @ 120 V 500 W @ 120 V	
	TH106-A-347S4	7-Day		•	•	Soft Keys	White	SPST	TRIAC	5800 W @ 347 V	700 W @ 347 V	
	TH115-A-120S	7-Day		•	•	Soft Keys	White	SPST	Relay	2000 W @ 120 V		
	TH115-A-240S-B	7-Day		•	•	Soft Keys	White	SPST	Relay	4000 W @ 240 V		
	TH115-A-240D-B	7-Day		•	•	Soft Keys	White	DPST	Relay	3600 W @ 240 V		
	TH115-AF-240S	7-Day		•	•	Soft Keys	White	SPST	Relay	4000 W @ 240 V		
	TH115-AF-240D	7-Day		•	•	Soft Keys	White	DPST	Relay	3600 W @ 240 V		
	TH115-AF-GA	7-Day		•	•	Soft Keys	White	DPST	Relay	1800 W @ 120 V 3600 W @ 240 V		5 mA GFCI
	TH115-AF-GB	7-Day		•	•	Soft Keys	White	DPST	Relay	1800 W @ 120 V 3600 W @ 240 V		15 mA EGFPD
	TH140-28-01-B	7-Day		•	•	Soft Keys	White	SPDT	Relay	5 A Res, 2 A Ind. @ 24, 120, 208, 240 V		
	TL6120A1016	5-2	•	•	•	Soft Keys	White	SPST	TRIAC	3000 W @ 240 V	500 W @ 240 V	
	TL8100A1008	7-Day		•	•	Soft Keys	White	SPDT	Relay	5 A Res, 2 A Ind. 24, 120, 208, 240 V		
	TL8130A1005	7-Day	•	•	•	Soft Keys	Premier White	SPST	Relay	4000 W @ 240 V		
	TL8230A1003	7-Day	•	•	•	Soft Keys	Premier White	DPST	Relay	3600 W @ 240 V		

Applications						Power Method	Features and Functions					Display Information		Limited Warranty	Wiring Terminals
Baseboard	Convactor	Fan Forced Heater	Radiant Ceiling	Electric Underfloor	120V Inductive load (Valve, pump, contactor)		Permanent Memory	Early Start	Temperature Limits	Unoccupied input (Req. CT240 or CT241)	15' Floor Temperature Sensor	Display Size (Viewable)	On Demand Backlighting		
•	•	•				Thermostat: 2 AA batteries EIM: Hardwire	•	•	•			4.53 sq. in.	•	3 Year	EIM: 3 Wire
•	•	•				Hardwire								3 Year	3 Wire
•	•	•	•			Hardwire	•					1.5 sq. in.		3 Year	2 Wire
•	•	•	•			Hardwire	•	•				3.49 sq. in.		3 Year	2 Wire
•	•	•	•			Hardwire	•	•				3.49 sq. in.		3 Year	2 Wire
•	•	•	•			Hardwire	•	•		•		3.42 sq. in.	•	3 Year	4 Wire
•	•	•	•			Hardwire	•	•		•		3.42 sq. in.	•	3 Year	4 Wire
•	•	•	•			Hardwire	•	•		•		3.42 sq. in.	•	3 Year	4 Wire
•	•	•	•	•		Hardwire	•	•	•	•		3.42 sq. in.	•	3 Year	4 Wire
				•		Hardwire	•	•	•	•		3.42 sq. in.	•	3 Year	4 Wire
				•		Hardwire	•	•	•	•		3.42 sq. in.	•	3 Year	4 Wire
•	•	•	•		•	Battery				•		3 sq. in.		3 Year	Com, NO, NC
•	•	•	•			Hardwire	•					1.85 sq. in.	•	5 Year	2 Wire
•	•	•	•		•	Battery				•		3 sq. in.		5 Year	Com, NO, NC
•	•	•	•			Hardwire	•	•				3.42 sq. in.	•	5 Year	4 wire
•	•	•	•			Hardwire	•	•				3.42 sq. in.	•	5 Year	4 wire

RedLINK Accessories - The Power of Connection

Honeywell's exclusive RedLINK Wireless Technology and our wireless-enabled EConnect comfort system for electric heat help you better meet your customers' comfort needs and connects you to expanded business opportunities. RedLINK accessory add-ons offer the comfort, convenience and connection your customers are willing to pay for. Automatic alerts increase the contact that you have with your customers. And the ease of wireless installation means no added labor costs and optimized profitability for you.



RedLINK™ Internet Gateway / Total Connect™ Comfort Portal & Apps

- Connects any RedLINK™ Comfort System to the Internet to provide your customers with remote access from their PC, smart phone or tablet* using Honeywell's RedLINK Internet Gateway
- Works with Prestige IAQ/Prestige, Wireless FocusPRO and EConnect™
- Allows users to view / change system settings and access multiple systems / zones remotely
- Provides alerts via email when temperature or humidity limits are surpassed
- Upgrades automatically as new features become available
- Part # THM6000R1002



Portable Comfort Control

- Control temperature from any room
- Change the temperature in any room from one device
- Works with the Wireless Outdoor Sensor to display outdoor temperature and humidity
- Part # REM5000R1001



Wireless Outdoor Sensor

- Installs with two simple mounting screws and a touch of a button
- Includes 2 lithium batteries for reliable performance in any climate
- Wirelessly sends signal to display outdoor temperature and humidity** on all RedLINK-enabled devices
- Part # C7089R1013



* Free apps are available for Apple iPhone, iPad and iPod touch devices at time of release. Check www.mytotalconnect.com for more mobile applications coming soon

** Humidity information not displayed on the EConnect thermostat.

Low Volt Non-Programmable Thermostats

Honeywell thermostats give you one brand for every application, every budget and every customer. For customers who prefer manually-controlled settings, Honeywell's full-line of low volt non-programmable thermostats are not only easy to use, but also deliver the reliable, consistent comfort control that is synonymous with the Honeywell name.



PRO 1000

- Horizontal and vertical models available
- For central heating and cooling
- Heat-only model available
- Budget price
- Backlit display
- Dual-powered with battery and/or hardwire



TH114 Series

- For electric heating with relay (baseboard, convectors, fan-forced heaters, radiant ceilings) or hydronic heating
- Different models available to control electromechanical or TRIAC line voltage relays
- Easy-to-read backlit display
- Precise temperature control



TH135

- Versatile: for electric heating with relay, central or hydronic heating
- Easy to use
- Saves 3 temperature settings
- Features pump protection
- Input for remote temperature setback available on some models (ideal for cottages), CT24 Series telephone controller required



TH147

- For central heating and cooling
- Offers outstanding temperature control
- Easy-to-use and distinctive design



The Digital Round™

- Digital display
- One-touch backlight
- Familiar twist-to-set operation
- Available in Heat/Cool and Heat Only models










The Round™

- World's most-popular thermostat
- Available in Heat/Cool and Heat Only models
- Now mercury free



Low Volt Non-Programmable Thermostats Selection Guide

	Model	Schedule Options					User Interface	Application							Power Method	
		Program Options	Energy Aware	Temporary Override	Permanent Hold	Vacation Hold		Stages	Gas, Oil or Electric	Heat Pump	Milivolt	Electric Baseboard	Convactor	Fan-Forced Electric Heater		Radiant Ceiling
	TH1100D1000	Non-Prog					Slide Switches	1 Heat/1 Cool	•		•					Dual Powered (Battery and Hardwire)
	TH1100D1001	Non-Prog					Slide Switches	1 Heat	•		•					Dual Powered (Battery and Hardwire)
	TH110DH1003	Non-Prog					Slide Switches	1 Heat/1 Cool	•		•					Dual Powered (Battery and Hardwire)
	TH110DH1004	Non-Prog					Slide Switches	1 Heat	•		•					Dual Powered (Battery and Hardwire)
	TH114-A-024T-15S	Non-Prog					Soft Keys	1 Heat				•	•		•	Hardwire
	TH114-A-024T	Non-Prog					Soft Keys	1 Heat				•	•	•	•	Hardwire
	TH114-AF-024T	Non-Prog					Soft Keys	1 Heat				•	•	•	•	Hardwire
	TH135-01-B	Non-Prog					Soft Keys	1 Heat	•		•	•	•	•	•	Battery
	TH147	Non-Prog					Slide Switches	1 Heat/1 Cool	•		•					Battery
	T8775A1009	Non-Prog					Dial	1 Heat	••							Power Stealing
	T8775C1005	Non-Prog					Dial	1 Heat/1 Cool	•	•						Power Stealing
	T87K1007	Non-Prog					Dial	1 Heat	••							Battery Assisted Power Stealing
	T87N1000	Non-Prog					Dial	1 Heat/1 Cool	•	•						Battery Assisted Power Stealing
	T87N1026	Non-Prog					Easy-To-See™	1 Heat/1 Cool	•	•						Battery Assisted Power Stealing

¹ AC112-01 temperature sensor must be ordered separately to have minimum and maximum floor temperature limits * Gas or oil heat only

Features and Functions								Display Information				Service Reminders			Limited Warranty	Wiring Terminals
Real Time Clock (Automatically Updates Daylight Savings)	Permanent Memory Retention	Selectable Auto or Manual Changeover	Comfort, Economy or Vacation Mode	Adaptive Intelligent Recovery™ / Early Start	Temperature Limits	Keypad Lockout	Unoccupied input (Req. CT240 or CT241)	Display Size (Viewable)	On-Demand Backlighting	Continuous Backlighting	Simultaneous Display of Room and Set Temperatures	Filter Reminder	Humidifier Pad Replacement Reminder	UV Lamp Replacement Reminder		
	•	Manual						1.0 sq. in.	•						2 Year	R, C, W, O/B, Y, G
	•	Manual						1.0 sq. in.	•						2 Year	R, C, W
	•	Manual						1.0 sq. in.	•						2 Year	R, Rc, C, W, O/B, Y, G
	•	Manual						1.0 sq. in.	•						2 Year	R, C, W
	•				†			1.45 sq. in.	•						3 Year	R, C, W
	•							1.45 sq. in.	•						3 Year	R, C, W
	•				•			1.45 sq. in.	•						3 Year	R, C, W
			•				•	1.23 sq. in.							3 Year	R, W
	•	Manual						1.34 sq. in.	•						3 Year	Rh, Rc, W, Y, G
	•							.75 sq. in.	•							R, W
	•	Manual						.75 sq. in.	•							R, Rc, W, O, B, Y, G
					50010944-001						•				5 Year	R, W
		Manual			50010944-001						•				5 Year	R, Rc, W, Y, G, O, B
		Manual			50010944-001						•				5 Year	R, Rc, W, Y, G, O, B

Low Volt Programmable Thermostats

Honeywell programmable thermostats are the #1 choice of both homeowners and contractors. Homeowners appreciate the ease-of-use and accurate temperature control. Contractors appreciate the reliability, easy installation and universal compatibility that lets them meet every need with just a few thermostats on the truck. And both homeowners and installers trust the Honeywell name, the most recognized thermostat brand in the world.



PRO 2000

- Horizontal and vertical models available
- For central heating and cooling
- Budget price
- Dual-powered with battery and/or hardwire
- Simple 5-2 programming
- Adaptive intelligence recovery



TL8100

- Versatile: for electric heating with relay, central or hydronic heating
- Precise comfort control: $\pm 1\text{C} / 1\text{F}$ accuracy
- Easy 7-day programming



TH115 Series

- For electric heating with relay (baseboard, convectors, fan-forced heaters, radiant ceilings) or hydronic
- Different models available to control electromechanical or TRIAC line voltage relays
- 7-Day programmable



TH140*

- Versatile: for electric heating with relay, central or hydronic heating
- Works with line or low voltage loads
- 7-Day programmable



TH141*

- For central heating and cooling
- Offers automatic changeover between heating and cooling
- 7-Day programmable










TH147-P

- For central heating and cooling
- Offers outstanding temperature control
- Easy setup with pre-programmed schedule
- 7-Day programmable



* Input for remote temperature setback available on some models (ideal for cottages), CT24 Series telephone controller required

Low Volt Programmable Thermostats Selection Guide

	Model	Schedule Options					User Interface	Application							Power Method		
		Program Options	Energy Aware	Temporary Override	Permanent Hold	Vacation Hold		Stages	Gas, Oil or Electric	Heat Pump	Millivolt	Electric Baseboard	Convactor	Fan-Forced Electric Heater		Radiant Ceiling	
	TH2110D1009	5-2	•	•	•		Slide Switches	1 Heat/1 Cool	•			•					Dual Powered (Battery and Hardwire)
	TH2110DH1002	5-2	•	•	•		Slide Switches	1 Heat/1 Cool	•			•					Dual Powered (Battery and Hardwire)
	TL8100A1008	7-Day	•	•	•		Soft Keys	1 Heat	•			•	•	•	•		Battery
	TH115-A-024T-15S	7-Day	•	•	•		Soft Keys	1 Heat				•	•		•		Hardwire
	TH115-A-024T	7-Day	•	•	•		Soft Keys	1 Heat				•	•	•	•		Hardwire
	TH115-AF-024T	7-Day	•	•	•		Soft Keys	1 Heat				•	•	•	•		Hardwire
	TH140-28-01-B	7-Day	•	•	•		Soft Keys	1 Heat	•			•	•	•	•		Battery
	TH141HC-28-B	7-Day	•	•	•		Soft Keys	1 Heat / 1 Cool	•								Battery
	TH147-P	7-Day	•	•	•		Slide Switches	1 Heat / 1 Cool	•			•					Battery

† AC112-01 temperature sensor must be ordered separately to have minimum and maximum floor temperature limits

Features and Functions								Display Information				Service Reminders			Limited Warranty	Wiring Terminals
Real Time Clock (Automatically Updates Daylight Savings)	Permanent Memory Retention	Selectable Auto or Manual Changeover	Comfort, Economy or Vacation Mode	Adaptive Intelligent Recovery™ / Early Start	Temperature Limits	Keypad Lockout	Unoccupied Input (Req. CT240 or CT241)	Display Size (Viewable)	On-Demand Backlighting	Continuous Backlighting	Simultaneous Display of Room and Set Temperatures	Filter Reminder	Humidifier Pad Replacement Reminder	UV Lamp Replacement Reminder		
	•	Manual		•				1.73 sq. in.	•						2 Year	R, C, W, O/B, Y, G
	•	Manual		•				1.73 sq. in.	•						2 Year	R, Rc, C, W, Y, G, O, B
			•				•	3 sq. in.							3 Year	Com, NO, NC
	•		•	•	†			3.42 sq. in.	•						3 Year	R, C, W
	•		•	•	†			3.42 sq. in.	•						3 Year	R, C, W
	•		•	•	•			3.42 sq. in.	•						3 Year	R, C, W
			•				•	3 sq. in.							3 Year	Com, NO, NC
		Auto	•				•	3 sq. in.							3 Year	Rh, Rc, W, Y, G
	•	Manual		•				2.08 sq. in.	•			•			3 Year	Rh, Rc, W, Y, G

Switches and Timers

Whether in need of a discreet device or a heavy-duty one, Honeywell's line of Switches and Timers is complete with one option for every situation. When it comes to automatically controlling outdoor or indoor lights, pool pumps or fans, their ease of use and sleek design make them much appreciated by homeowners while contractors enjoy their easy installation. Honeywell's line of Switches and Timers are synonymous with reliability and convenience while enabling energy savings and providing security to homeowners.



Switches

PLS Series

- Easy-to-use interface
- Random Mode for improved house security
- For lighting, fan, pumps, and motors installations
- Solar timetable programming available on some models



Timers

T104 Series

- Powerful – for any type of lighting and motors
- Programmable
- Works with 120 or 240 V
- Heavy-duty NEMA 3R enclosure with lockable cover
- Solar timetable activation available on some models











ST6008A1006


- Reliable with battery backup for the quartz drive
- Easy to install on surface or DIN rail mounting
- Three-way override for maximum security and protection
- 24-hour or 7-Day program dial and a SPDT switch
- Great for commercial applications




Switches Selection Guide

	Model	Schedule Options					User Interface	Specifications						
		Program Options	Events	Temporary Override	Permanent Hold	Random mode		Main interface	Color	Switching	Switching method	Three-Way Compatible	Neutral Required	Maximum Load
	PLS530A1008	7-Day	7 ON 7 OFF	•	•		Soft Keys	White	SPST	TRIAC	•		500 W @ 120 V	40 W @ 120 V
	PLS531A1006	7-Day	7 ON 7 OFF	•	•		Soft Keys	Light Almond	SPST	TRIAC	•		500 W @ 120 V	40 W @ 120 V
	PLS730B1003	7-Day	7 ON 7 OFF	•	•		Soft Keys	White	SPST	Relay		•	2400 W @ 120 V 1 HP @ 120 V	
	PLS731B1001	7-Day	7 ON 7 OFF	•	•		Soft Keys	Light Almond	SPST	Relay		•	2400 W @ 120 V 1 HP @ 120 V	
	PLS750C1000	7-Day Solar Timetable	21 ON 21 OFF	•	•	•	Soft Keys	White	SPST	Relay	•	•	1800 W @ 120 V 1 HP @ 120 V	
	PLS751C1008	7-Day Solar Timetable	21 ON 21 OFF	•	•	•	Soft Keys	Light Almond	SPST	Relay	•	•	1800 W @ 120 V 1 HP @ 120 V	
	PLS550A1006	7-Day Solar Timetable	21 ON 21 OFF	•	•	•	Soft Keys	White	SPST	TRIAC	•		500 W @ 120 V	40 W @ 120 V
	PLS551A1004	7-Day Solar Timetable	21 ON 21 OFF	•	•	•	Soft Keys	Light Almond	SPST	TRIAC	•		500 W @ 120 V	40 W @ 120 V

Timers Selection Guide

	Model	Schedule Options					User Interface	Specifications						
		Program Options	Events	Temporary Override	Permanent Hold	Random mode		Main interface	Color	Switching	Switching method	Three-Way Compatible	Neutral Required	Maximum Load
		7-Day	7 ON 7 OFF	•	•		Soft Keys	Grey	DPST	Relay			30 A Res. @ 120/240 V 10 A Ind. @ 120/240 V 1.5 HP @ 120 V 2.0 HP @ 240 V	
		24 h Solar Timetable	2 ON 2 OFF	•	•		Soft Keys	Grey	2 Outputs SPST	Relay			30 A Res. @ 120 V 10 A Ind. @ 120 V 1.5 HP @ 120 V	

	Model	Type	Minimum On/Off Time	Input Voltage	Battery Reserve	Relay Output	Switch Rating
	ST6008A1006	24-hour synchronous	15 min.	120V, 60 Hz	N/A	1 SPDT	21A/250 VAC resistive 1350 W Tungsten 1HP @ 120 VAC 2 HP @ 240 VAC 16 FLA, 96 LRA, 120VAC ind. 12FLA, 72 LRA, 240 VAC ind.
	ST6008C1004	7-Day quartz	2 hrs	120V, 50/60 Hz	7-Day	1 SPDT	

Applications					Features and Functions						Display information				Limited Warranty	Wiring Terminals	
Incandescent Lighting	Halogen Lighting	Fluorescent Lighting	CFL (Compact fluorescent light)	Motors & Fans	2 Outputs	Permanent memory retention with 4 hour clock backup	30 Days memory and clock retention	Improved 3 button programming	Remote Override	Sunset/sunrise time offset	Display Size (Viewable)	12h/24h Display	On-demand backlighting	Continuous backlighting	Dual backlighting intensity		
•	•	•					•				0.46 sq. in.	•				3 Year	2 Wire (Single pole) 3 Wire (Three-Way)
•	•	•					•				0.46 sq. in.	•				3 Year	2 Wire (Single pole) 3 Wire (Three-Way)
•	•	•	•	•			•				0.46 sq. in.	•				3 Year	3 Wire
•	•	•	•	•			•				0.46 sq. in.	•				3 Year	3 Wire
•	•	•	•	•		•		•		•	1.09 sq. in.	•	•	•	•	3 Year	3 Wire (Single pole) 4 Wire (Three-Way)
•	•	•	•	•		•		•		•	1.09 sq. in.	•	•	•	•	3 Year	3 Wire (Single pole) 4 Wire (Three-Way)
•	•	•				•		•		•	1.09 sq. in.	•	•	•	•	3 Year	2 Wire (Single pole) 3 Wire (Three-Way)
•	•	•				•		•		•	1.09 sq. in.	•	•	•	•	3 Year	2 Wire (Single pole) 3 Wire (Three-Way)

Applications					Features and Functions						Display information				Limited Warranty	Wiring Terminals	
Incandescent Lighting	Halogen Lighting	Fluorescent Lighting	CFL (Compact fluorescent light)	Motors & Fans	2 Outputs	Permanent memory retention with 4 hour clock backup	30 Days memory and clock retention	Improved 3 button programming	Remote Override	Sunset/sunrise time offset	Display Size (Viewable)	12h/24h Display	On-demand backlighting	Continuous backlighting	Dual backlighting intensity		
•	•	•	•	•			•		•		2 sq. in.	•				3 Year	Screw terminals
•	•	•	•	•	•		•		•		2 sq. in.	•				3 Year	Screw terminals

Carbon Monoxide Monitor and Alarm

Honeywell's C8600 CO Monitor and Alarm is the only biotechnology-based infrared-gas sensor that mimics the human response to CO. A reliable detection tool from a trusted name in home comfort.



C8600A1000

- Loud 85-decibel-horn
- Maintenance-free circuit design, microprocessor and software
- Self-tests every 10 minutes
- Warning “beeps” in case of mechanical failure
- Low-battery warning
- Energy-saving design that extends battery life (under normal use)
- Installs quickly on wall or ceiling

Thermostat Guards



Honeywell's Universal Thermostat Guards cover wall thermostats of all sizes and protect against tampering, damage and unauthorized adjustment of thermostat settings.

Model	Description	Tradeline	Size	Cover	Ring Base	Wallplate	Honeywell Logo	Part #203128A for Easy Use in Exposed “J” Box Mounting Applications	Fits Thermostats
TG510A1001	Universal Thermostat Guard	•	Small	Clear	Clear	Opaque			T87, RS TX400, and others
TG510D1005	Universal Thermostat Guard		Small	Painted Steel (Beige)	Opaque	Opaque	•	•	
TG511A1000	Universal Thermostat Guard	•	Medium	Clear	Clear	Opaque			T822, T834, T8034, T84, T874/Q674, WR1F46, and others
TG511D1004	Universal Thermostat Guard		Medium	Painted Steel (Beige)	Opaque	Opaque			
TG512A1009	Universal Thermostat Guard	•	Large	Clear	Clear	Opaque			T8082/T8085, T8600, and Most Electronic Thermostats
TG512D1003	Universal Thermostat Guard		Large	Painted Steel (Beige)	Opaque	Opaque	•	•	

Humidistats & Dehumidistats



Honeywell's H8908 of low-voltage humidistat and dehumidistat provide accurate control of whole house humidifiers, dehumidifiers, and ventilators while the H46 family of line volt humidistats and dehumidistat provide automatic control of a humidifier or dehumidifier for dehumidification in air conditioning systems. All have a snap-acting, dust-proof SPST switch and can be mounted to a duct or wall.

Product Number	Electrical Ratings	Operating Humidity Range (%RH)	Color	Application
H8908ASPST	50 VA at 24 Vac	10% to 60% RH	White	Humidification
H8908DSPST	50 VA at 24 Vac	20% to 80% RH	White	Dehumidification
H46C1166	24/120/240 Vac	20% to 80% RH	White	Dehumidification Top of Form Bottom of Form
H46D1214	120/240 Vac	10% to 60% RH	White	Dehumidification Top of Form Bottom of Form
H46E1013	24/120 Vac	20% to 80% RH	Beige	Dehumidification

Thermometers

Like any Aube products, our Aube-branded thermometers and thermo-hygrometers are stylish to blend in with your home decor. And their large clear LCD screen makes them easy to read.



TE503

- Displays indoor and outdoor temperatures in °C or °F
- Minimum and maximum temperatures stored in memory
- Available in White (TE503) and Charcoal (TE503-7)




TE513

- Display indoor temperature in °C or °F and relative humidity
- Minimum and maximum relative humidity stored in memory
- Available in White (TE513) and Charcoal (TE513-7)

Relays


Honeywell's switching relays are available in multiple configurations for various applications. For whatever you need — general purpose relays or electric heat relays — Honeywell has you covered.



R4222, R8222, R4228 and R8228

General Purpose and Heavy-Duty Switching Relays

- For use in refrigeration and air-conditioning equipment, appliances and vending machines



ST82 Time Delay Relay

- Combines the electronic time delay board and R8222 relay for use in compressor-run air conditioning and heat pump systems; this product features an electronic timer that delays blower shut off after the compressor has shut off

R4225 and R8225 Fully Enclosed Line and Low-Voltage Relays

- For control of line voltage fan motors and auxiliary circuits

Product Number	Input Voltage/ Coil Voltage	Switching	Full Load Amp Rating	Frequency	Dimensions (in.) H x W x D	Electrical Connections (main)	Special Features		
R8228D1018	24 Vac	DPST N.O.	5.5	A	1 7/8 x 2 5/32 x 2 3/8	Q			
R8222V1003	24 Vac	DPDT (1 P & 1 P Duty)	12				2 7/32 x 2 1/16 x 2 9/16	Q	
R8222N1011		DPDT — Pilot Duty							
R8222D1014		DPDT							
ST82D1004		DPDT							
R8222B1067		SPDT							
R4222N1002		120 Vac			DPDT — Pilot Duty	14			1 7/8 x 2 5/32 x 2 3/8
R4222D1013	DPDT								
R4222B1082	SPDT								
R4222D1021	DPDT								
R8225A1017	24 Vac	SPDT	18		A	1 7/8 x 2 5/32 x 2 3/8	Q		
R8225D1003	24 Vac	DPST N.O.							
R4225A1008	120 Vac	SPDT, 1 N.O., 1 N.C.							
R8228B1012	24 Vac	SPDT							
Electric Heat Relays									
R8229A1005	24 Vac	DPST	7	B	2 3/16 x 2 3/32 x 2 1/4	CHS			
R8229A1021							Extra mounting hardware		
R841D1036	24 Vac	SPST	14	A	3 7/8 x 2 13/16 x 1 1/2	L	18 A resistive @ 120/208/240 Vac; Requires transformer; Canada — replaces R841D1028		
R841C1169	208/240 Vac	SPST					18 A resistive @ 120/208/240 Vac; Integral transformer; Canada — replaces R841C1029		
R841E1068	240 Vac	SPST					22 A resistive @ 120/208/240 Vac; Dual load/integral transformer		
R841C1144	347 Vac	SPST							
R841C1151	600 Vac	SPST					18 A resistive @ 120/208/240 Vac; Integral transformer; Canada		

Frequency:	A — 60 Hz/50 Hz; B — 60 Hz, C — 50 Hz	SPST:	Single Pole Single Throw
Approvals:	UL, CSA	DPST:	Double Pole Single Throw
Temp Rating:	-20° F to +150° F; 115° F max for R8225	DPDT:	Double Pole Double Throw
Connectors:	CHS — Combination Head Screw; L — Leadwires; Q — Quick connect; T — Terminals	SPDT:	Single Pole Double Throw



RC840 Electromechanical relays for conventional 24 V thermostats

- For use with two- or three-wire thermostats to control baseboards, convectors, radiant ceilings and duct heaters
- Immediate relay activation, improved temperature control and comfort, no 90-second on/off delays as with thermal relays
- Epoxy soundproofing, quiet operation
- Terminal board connection, easier installation uses less space

RT850 TRIAC relay for pulsed output thermostats

- For use with two- or three-wire thermostats to control baseboards, convectors, radiant ceilings and duct heaters
- Superior temperature control when used with fast cycling thermostats
- 100% silent solid state relay switching

Product Number	Input Voltage/ Coil Voltage	Switching	Full Load Amp Rating	Frequency	Dimensions (in.) H x W X D	Electrical Connections (main)	Special Features
RC840	24 Vac	SPST	16 @ 120 Vac 13 @ 208 Vac 12 @ 240 Vac	B	2 11/16 x 3 21/64 x 1 27/64	L	22 A Resistive @ 120/208/240 Vac 19 A Resistive @ 277 Vac 18 A Resistive @ 347 Vac Requires transformer
RC840T-120			16 @ 120Vac		2 45/64 x 3 11/32 x 1 27/64		22 A Resistive @ 120 Vac: Integrated transformer
RC840T-240			13 @ 208 Vac 12 @ 240 Vac				22 A Resistive @ 208/240 Vac: Integrated transformer
RC840T-277							19 A Resistive @ 277 Vac: Integrated transformer
RC840T-347							18 A Resistive @ 347 Vac: Integrated transformer
RT850	24 Vac 4-32 Vdc	SPST (Solid state relay)	N/A	4 13/64 x 4 11/64 x 1 57/64			23 A Resistive @ 120/208/277/347 Vac Guaranteed OFF signal: 5 Vac, 2 Vdc
RT850T-240	24 Vac		23 A Resistive @ 208/240 Vac: Integrated transformer Guaranteed OFF signal: 5 Vac				
RT850T-347			23 A @ 347 Vac: Integrated transformer Guaranteed OFF signal: 5 Vac				

Transformers



Honeywell offers NEMA — National Electrical Manufacturers Association — standard DC20-1992 and general purpose transformers. These transformers are available with single or multiple input voltages and with foot, conduit and plate mounting options. Transformers with circuit breakers that can be manually reset by pressing a button are also available. Honeywell also designs transformers for specific environmental requirements and with specialized termination options.

Product Number	Electrical Ratings (VA)	Electrical Ratings (Input Voltage)	NEMA Rated	Mounting	Main Connections	Secondary Connections	Frequency	Dimensions (in.) H x W x D	Special Features		
AT20A1123	19 VA	120 Vac	Yes	F	L	L	A	2 x 2 1/4 x 1 7/8			
AT40A1162	40 VA	120 Vac		F		L					
AT72D1006				P		S		3 7/32 x 2 7/32 x (1 1/16 into x 2 in. above plate)			
AT72D1089				F		S					
AT72D1188				P		L		3 7/32 x 2 7/32 x 3 1/16			
AT72D1683				M		S		3 7/32 x 2 7/32 x 3 1/16			
AT72D1956				M		L					
AT72D1691				M		S					
AT72D1733				M		S					
AT87A1189				48 VA		277 Vac		F	L		2 15/16 x 2 7/32 x 2 1/4
AT87A1155	48 VA	480 Vac		F		L			Energy limiting overload protection		
AT87A1106	50 VA	120/208/240 Vac		M		S			Built-in protection; Primary winding burnout		
AT120B1028	20 VA	120 Vac		No		F		L	L	B	1 11/16 x 3 3/16 x 1 3/4
AT120A1004		120/208/240 Vac	M		S	2 7/8 x 1 7/8 x 2 15/16	Metal end bells				
AT140A1000	40 VA	120 Vac	M		S	3 3/16 x 2 3/8 x 3 1/8	Metal end bells				
AT140B1206			F		L	1 11/16 x 3 1/2 x 1 3/4	Plastic end caps				
AT140A1018			M		S	3 3/16 x 2 3/8 x 3 1/8	Metal end bells				
AT140B1214			F		L	1 11/16 x 3 1/2 x 1 3/4	Plastic end caps				
AT140B1024			208/240 Vac		F	L, Q	L		1 11/16 x 3 1/2 x 1 3/4		
AT150A1007			50 VA		120/208/240 Vac	M	S		1 11/16 x 3 3/16 x 1 3/4		Metal end bells
AT150F1022	M	L				3 3/16 x 2 3/16 x 3 5/8	Button for resetting circuit breaker & metal end bells				
AT150F1030	M	L				3 3/16 x 2 3/16 x 3 5/8	Button for resetting circuit breaker & metal end bells				
AT150B1252	F	L, Q				L, Q	A		1 11/16 x 3 1/2 x 1 3/4		Plastic end caps
AT175A1008	75 VA	120/208/240 Vac	M		S	3 3/16 x 2 3/8 x 3 5/8	Metal end bells				
AT175F1023			M		L	B	3 3/16 x 2 3/16 x 3 15/16		Button for resetting circuit breaker & metal end bells		
AT175F1031			M	L	L	3 3/16 x 2 3/16 x 3 15/16	Button for resetting circuit breaker & metal end bells				
AT88A1005			120 Vac	F	L	A	2 15/16 x 2 3/16 x 3 5/16	Internally fused secondary for overload protection			
AT88A1021			208/240 Vac	F	L						
AT88A1047			480 Vac	F	L						

Frequency:	A - 60Hz/50Hz; B - 60 Hz
Mounting:	C - Conduit ; F - Foot; P - Plate; M - Foot, Conduit, Plate (not on F models)
Connections:	L - Leadwires (9 in. to 13 in.); Q - Quick Connects; S - Screw Terminals
Approval:	UL, CSA

Heat Sequencers



The positive temperature coefficient (PTC) heater element provides voltage compression over a wide voltage range without danger of over-heating at high voltage. It is self-current limiting, and assures device actuation under low-voltage conditions. The PTC has the unique feature of always stabilizing at a specific temperature, regardless of ambient temperature or voltage. This will allow the use of a common device over a wide voltage range.

Product #	Switches	Timings	Timings — ON					Timings — OFF				
			M1-M2	M3-M4	M5-M6	M7-M8	M9-M10	M1-M2	M3-M4	M5-M6	M7-M8	M9-M10
Electric Heat Sequencers												
R24AA1008	1	1	1-20						40-110			
R24AA3004	1	1			30-90						1-30	
R24BA1006	2	1	1-20	1-20					40-110	40-110		
R24BA3002	2	1			30-90	30-90					1-30	1-30
R24CB4007	3	2	1-110	1-110	1-110				1-110	1-110	1-110	
R24DB4005	4	2	1-110	1-110	1-110	1-110			1-110	1-110	1-110	1-110
R24ED5007	5	4	1-160	1-160	1-160	1-160	1-160		1-160	1-160	1-160	1-160
R24AA3429 Canada	1	1	15-35						25-55			

Model #	Switches	Timings	Heat	Cool
Heat Pump — Air Handler Model				
R24AA2006	1	1	1-60	75-95

Product Number	Input Voltage/ Coil Voltage	Switching	Full Load Amp Rating	Frequency	Dimensions (in.) H x W x D	Electrical Connections (main)
Electric Furnace Sequencer						
R8330D1039	24 Vac		7.2	B	3 1/16 x 4 13/16 x 2 11/32	T

Temperature:	-50° F to 165° F	Table Notes: <ul style="list-style-type: none"> M1-M2 and M3-M4 are always first switches to turn ON and last to turn OFF. All other switches are random ON and random OFF. R24ED5007 Switch contacts designated F1-F2 instead of M1-M2. R24AA2006 is a Single Pole Double Throw model for Heat Pump Applications. These contacts switch simultaneously. ON Time: Elapsed time (min. to max.) to make contact after heater is energized. OFF Time: Elapsed time (min. to max.) to break contact after heater is de energized.
Terminations:	Solder or screw type 1/4" quick connect	
Ratings:	Estimate — 25 A resistive and 14 A inductive at 120 Vac	
SPST:	Single Pole Single Throw	
DPST:	Double Pole Single Throw	
SPDT:	Single Pole Double Throw	
DPDT:	Double Pole Double Throw	
Agency:	UL/CSA	

Contactors



Honeywell offers definite-purpose contactors for heating, cooling and refrigeration.

- Available in 1-, 2-, 3- and 4-pole configurations
- Multiple input voltage range from 24/120/208/240 configurations
- Available in 25, 30, 40, 50, 60, 75 and 90 Amp configurations
- Meets ARI 780 and UL/CSA/CUR standards
- Quick connects for coil termination
- Hex screw and quick connects on units up to 30 A; lugs on units rated at 40 A and above

Economy Contactors							Cross Reference Information					
Poles	Contact Ratings (AFL @ 240, 277, 480, 600 Vac)	Input Voltage/ Coil Voltage	Product Number	Dimensions (in.) H x W x D	Main Connections	Coil Connections	Contact Ratings (Resistive @ 240, 277, 480, 600 Vac)	Cutler Hammer	Furnas	Mars		
1 with shunt	30	24 Vac	DP1030A1000	2 7/32 x 2 1/2 x 3 5/16	CHS	Q	48 A	C25CNB130T	45EG10AJA	91320, 17311		
2	30	24 Vac	DP2030A1003	3 1/4 x 3 5/8 x 3 7/8			48 A	C25BNB230T	45EG20AJ	61354, 17321		
		120 Vac	DP2030B1002	2 7/32 x 3 5/16 x 2 5/32			40 A	C25BNB230A	45EG20AF	61346, 17322		
	40	208/240 Vac	DP2030C1001	2 7/32 x 2 1/2 x 3 5/16			40 A	C25BNB230B	45EG20AG	61347, 17323		
		24 Vac	DP2040A1002	2 3/8 x 3 5/16 x 2	50 A	C25BNB240T	45GG20AJ	61355, 17421				
120 Vac	DP2040B1001	50 A	C25BNB240A		45GG20AF	61356, 17422						
208/240 Vac	DP2040C1000	50 A	C25BNB240B		45GG20AG	61357, 17423						
PowerPRO Contactors — ARI 780/790 Rated												
1 with shunt	25	24 Vac	DP1025A5005	2 7/32 x 2 1/2 x 3 5/16	CHS	Q	30 A	Not Available	45DG10AJA	61315		
	30		DP1030A5013	2 7/32 x 2 1/2 x 3 5/16	CHS		48 A	Not Available	45EG10AJA	13101, 61320, 61720		
	40		DP1040A5004	2 23/64 x 2 1/2 x 3 5/16	LC		50 A	Not Available	45GG10AJA	61330		
2	20	24 Vac	DP2020A5021	2 7/32 x 2 1/2 x 3 5/16	CHS	Q	30 A	Not Available	45CG20AJ	61310		
		120 Vac	DP2020B5038	2 7/32 x 2 1/2 x 3 5/16			30 A	Not Available	45CG20AF	61336, 14122		
	30	24 Vac	DP2030A5004	3 1/4 x 2 5/8 x 3 3/4			C25DND230T	45EG20AJ	61345, 13104, 91321, 60510			
		24 Vac	DP2030A5012	3 1/4 x 2 5/8 x 3 3/4			Not Available	60510				
		120 Vac	DP2030B5003	2 7/32 x 3 5/16 x 2 5/32			C25DND230A	45EG20AF	61346, 13105,			
		120 Vac	DP2030B5011	2 5/16 x 3 5/16 x 2 5/32			Not Available	60031				
		208/240 Vac	DP2030C5002	2 7/32 x 2 1/2 x 3 5/16			C25DND230B	45EG20AG	61347, 13106, 60512, 60032			
		208/240 Vac	DP2030C5010				Not Available	Not Available	6,051,291,323			
	40	24 Vac	DP2040A5003	2 23/64 x 3 3/16 x 1 15/16			LC	Not Available	Not Available	60153,		
		120 Vac	DP2040B5002				50 A	C25DNF240T	45GG20AJ	13107 91421, 61355, 61755, 60525,		
		208/240 Vac	DP2040C5001				50 A	C25DNF240A	45GG20AF	13108, 91422, 61356, 61756,		
	3	30	24 Vac	DP3030A5003			3 7/64 x 3 5/8 x 2 13/32	CHS	Q, S	C25DNF240B	45GG20AG	13109, 91423, 61357, 61757, 60527, 14423
120 Vac			DP3030B5002	40 A	C25DND330T	42BF35AJ				61430, 13113, 60515, 13007, 91331		
208/240 Vac			DP3030C5001	40 A	C25DND330A	42BF35AF				61431, 13114, 91332		
24 Vac		DP3040A5002	40 A	C25DND330B	42BF35AG	61432, 13115, 91333, 60517, 13009						
120 Vac		DP3040B5001	50 A	C25DNF340T	42CF35AJ	60530, 14423, 61445, 13013 91431						
208/240 Vac		DP3040C5000	50 A	C25DNF340A	42CF35AF	61446						
40		24 Vac	DP3050A5001	3 7/64 x 3 5/8 x 2 13/32	LC	63 A		C25DNF340B		42CF35AG	60532, 60182, 61447, 13015, 91433	
		120 Vac	DP3050B5009			63 A		C25DNJ350T		42DF35AJ	61460, 13619, 91531	
		208/240 Vac	DP3050C5009			63 A		C25DNJ350A		42DF35AF	61461	
50		24 Vac	DP3060A5000	3 7/64 x 3 5/8 x 2 13/32		LC		75 A		C25DNJ350B	42DF35AG	60217, 60202, 61462, 13621, 91533
		120 Vac	DP3060B5009					75 A		C25FNF360T	42EF35AJ	61470 13625 91631
		208/240 Vac	DP3060C5008					75 A		C25FNF360A	42EF35AF	61471
60		24 Vac	DP3075A5016	4 7/16 x 5 x 3 3/4	LC			95 A		C25FNF360B	42EF35AG	60227, 60207, 61472, 13627, 91633
		120 Vac	DP3075B5015					95 A		C25FNF375T	42FE35AJ	60235, 61475, 13240, 91731
		208/240 Vac	DP3075C5014					95 A		C25FNF375A	42FE35AF	60237, 61476
75		24 Vac	DP3090B5006	4 7/16 x 5 x 3 3/4		LC		120 A		C25FNF375B	42FE35AG	60245, 61477, 13242, 91733
		120 Vac	DP3090C5005					120 A		C25GNF390A	42GE35AF	61491
		208/240 Vac	DP3090C5005					120 A		C25GNF390B	42GE35AG	60247, 61492, 13262
90	24 Vac	DP4040A5001	2 5/8 x 3 3/4 x 3 7/64	LC	50 A		C25ENF440T	42CF25AJ	61450, 13016			
	120 Vac	DP4040B5000					C25ENF440A	42CF25AF	61451			
	208/240 Vac	DP4040C5009					C25ENF440B	42CF25AG	61452			
Electric Heat Contactor												
2	30	24 Vac	R8246A1038			2 3/16 x 2 5/16 x 3 5/16	Q, S	TCS, Q	48 A @ 240 Vac, 277 Vac	SPECIAL FEATURES: First pole resistive only, second pole resistive/ inductive combined; ARI 780/790 rated		

Auxiliary Switches



Honeywell Auxiliary Switches work with Honeywell models of 3-pole contactors.

Product Number	Circuits	Configuration	Dimensions (in.) H x W x D	Contact Ratings (Resistive)	Maximum (inrush) Current at 120/240/480/600 V	Use With
DP3AUX-1NO	1	Normally Open snap-on	2 26/32 x 2 17/32 x 7/16	10 A	60/30/15/12 Amps	DP3030 – DP3090 Contactors
DP3AUX-1NC	1	Normally Closed snap-on				
DP3AUX-1NO-1NC	2	Normally Closed/Normally Open snap-on				
DP3AUX-2NO		Normally Open snap-on				
DP3AUX-2NC		Normally Closed snap-on				

Fan Centers



Fan centers (combines a relay and a transformer), R8285 and R8239 NEMA-rated units offer low-voltage control of line-voltage fan motors and auxiliary circuits in heating, cooling or air-conditioning systems.

Product Number	Electrical Ratings (VA)	Electrical Ratings (Input Voltage)	Switching	NEMA Rated	Dimensions (in.) H x W X D	Main Connections	Secondary Connections	Frequency	Special Features
R8239B1043	40 VA	120 Vac	DPDT	Yes	4 1/2 x 4 3/16 x 3 3/32	L	L	A	Super Tradeline*
R8239D1007			DPST						
R8239D1015			DPST (1 Power, 1 Pilot)						
R8239A1052			SPDT						
R8239B1076	50 VA	120/208/240 Vac	DPDT	No	4 3/16 x 4 1/2 x 2 13/16	L	L	A	Super Tradeline
R8285A1048	40 VA	120 Vac	SPDT						
R8285B1053		120/208/240 Vac	DPDT						
R8285D5001		120 Vac	DPDT						

Frequency:	A — 60 Hz/50 Hz; B — 60 Hz	SPST:	Single Pole Single Throw
Approvals:	UL, CSA	DPST:	Double Pole Single Throw
Temp Rating:	-20° F to +105° F	DPDT:	Double Pole Double Throw
Connectors:	L — Leadwires	SPDT:	Single Pole Double Throw
Mounting:	Standard 4 x 4 in. junction box		

* Super Tradeline models include extra hardware.

Variable Frequency Drives (VFDs)

Honeywell VFDs offer you intuitive interface for fast and effective commissioning, communication protocols for reliable integration, PC software wizards for easy commissioning, monitoring, and troubleshooting, protections for EMC and harmonics, bypass options for critical applications.



SmartVFD Compact

- True customized micro VFD
 - Three interface options
 - Optional EMC filter
 - Open chassis (IP20) or NEMA 1 (IP21)
 - Full or Limited I/O
- DIN rail, bookshelf mounting
- PI Control
- Modbus standard



SmartVFD HVAC

- Easy communications
- Start-up Wizards / PC Software Wizards
- Easy-to-use keypad and Interface
- Built-In- BACnet, N2, and Modbus Communications

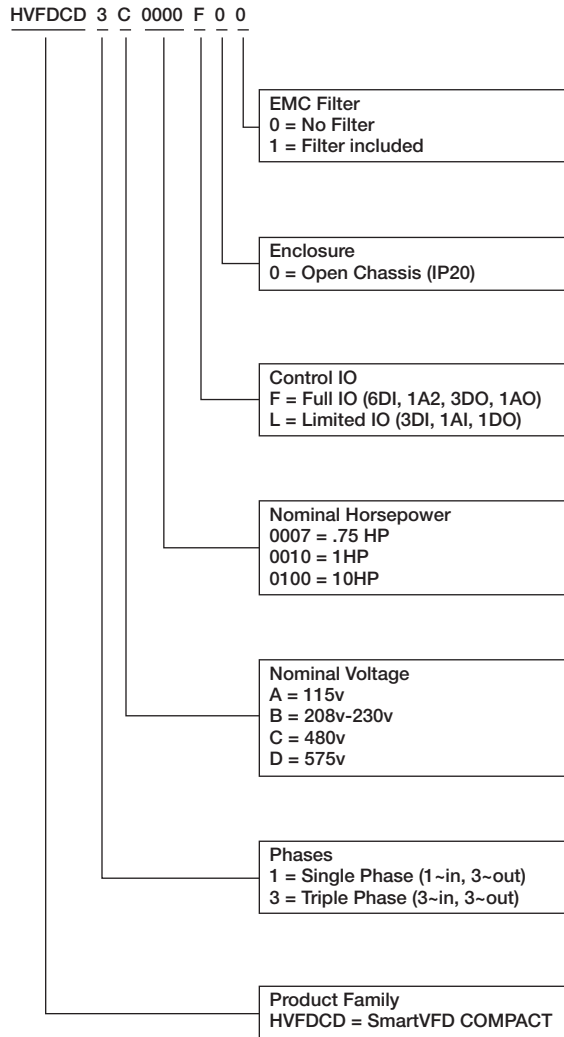
- Built-in Protection
 - DC Choke
 - RFI Filter
 - Bypass Options

- Smart Software
 - Real-Time Clock
 - Fire Mode
 - Motor Switch Ride Through
 - Hand-Off-Auto built in keypad
 - Plenum rated
 - 100 KA Short Circuit Current Rating (SCCR) rated

SmartVFD Compact Selection Guide

Easy To Select Model Numbers

Honeywell SmartVFD COMPACT model numbers follow the same conventions. Use the figure below to select the appropriate drive for your application.



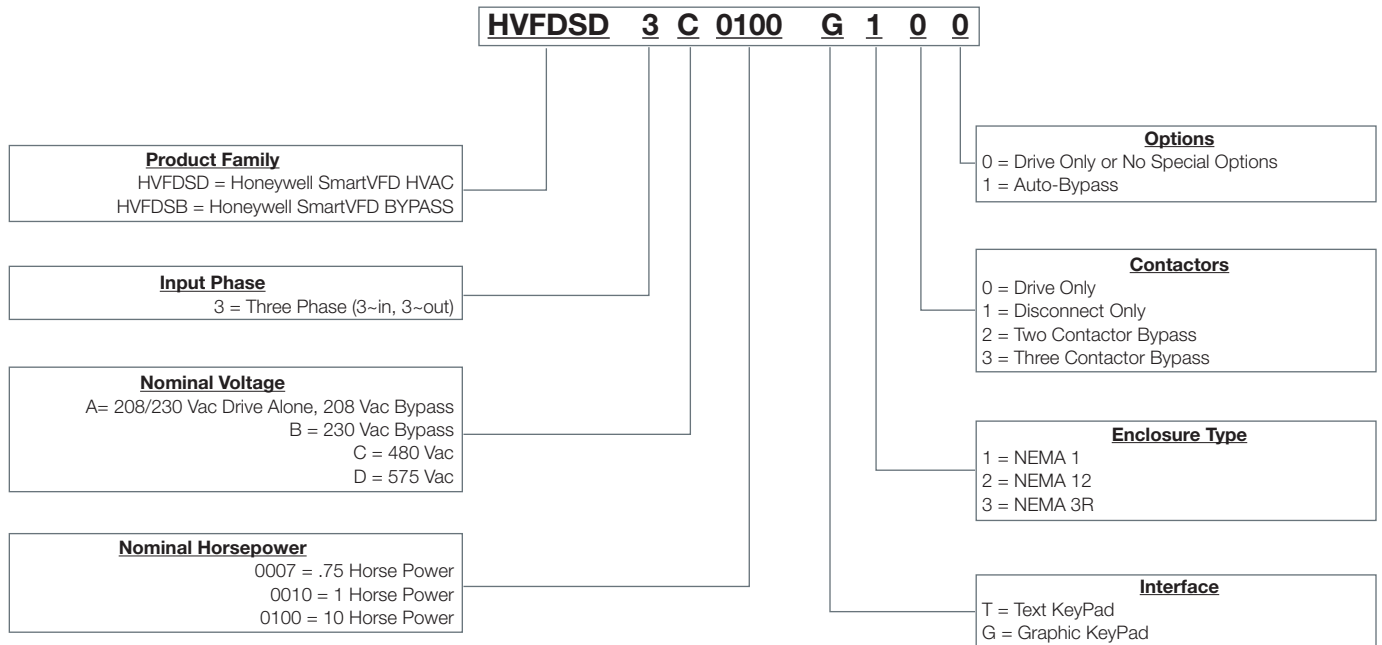
Frame Size: MI1		Dimensions: 6.2" H x 2.6" W x 3.9" D		
Nominal Voltage	Nom. HP (Nom. Current)	EMC Filter	Full IO (6DI, 2AI, 1AO, 1DO, 3RO) Modbus	Limited IO (3DI, 1AI, 2RO, Modbus)
460 3-in 3-out	0.5 HP (1.3 A)	No	HVFDCD3C0005F00	HVFDCD3C0005L00
		EMC	HVFDCD3C0005F01	HVFDCD3C0005L01
	0.75 HP (1.9 A)	No	HVFDCD3C0007F00	HVFDCD3C0007L00
		EMC	HVFDCD3C0007F01	HVFDCD3C0007L01
	1 HP (2.4 A)	No	HVFDCD3C0010F00	HVFDCD3C0010L00
		EMC	HVFDCD3C0010F01	HVFDCD3C0010L01
1.5 HP (3.3 A)	No	HVFDCD3C0015F00	HVFDCD3C0015L00	
	EMC	HVFDCD3C0015F01	HVFDCD3C0015L01	
208/230 1-in 3-out	0.25 HP (1.7 A)	No	HVFDCD1B0003F00	HVFDCD1B0003L00
		EMC	HVFDCD1B0003F01	HVFDCD1B0003L01
	0.5 HP (2.4 A)	No	HVFDCD1B0005F00	HVFDCD1B0005L00
		EMC	HVFDCD1B0005F01	HVFDCD1B0005L01
	0.75 HP (2.8 A)	No	HVFDCD1B0007F00	HVFDCD1B0007L00
		EMC	HVFDCD1B0007F01	HVFDCD1B0007L01
1 HP (3.7A)	No	HVFDCD1B0010F00	HVFDCD1B0010L00	
	EMC	HVFDCD1B0010F01	HVFDCD1B0010L01	
208/230 3-in 3-out	0.25 HP (1.7 A)	No	HVFDCD3B0003F00	HVFDCD3B0003L00
	0.5 HP (2.4 A)	No	HVFDCD3B0005F00	HVFDCD3B0005L00
	1 HP (3.7A)	No	HVFDCD3B0010F00	HVFDCD3B0010L00

Frame Size: MI2		Dimensions: 7.7" H x 3.5" W x 4.0" D		
Nominal Voltage	Nom. HP (Nom. Current)	EMC Filter	Full IO (6DI, 2AI, 1AO, 1DO, 3RO) Modbus	Limited IO (3DI, 1AI, 2RO, Modbus)
460 3-in 3-out	2 HP (4.3 A)	No	HVFDCD3C0020F00	HVFDCD3C0020L00
		EMC	HVFDCD3C0020F01	HVFDCD3C0020L01
	3 HP (5.6 A)	No	HVFDCD3C0030F00	HVFDCD3C0030L00
208/230 1-in 3-out	1.5 HP (4.8 A)	No	HVFDCD1B0015F00	HVFDCD1B0015L00
		EMC	HVFDCD1B0015F01	HVFDCD1B0015L01
	2 HP (7 A)	No	HVFDCD1B0020F00	HVFDCD1B0020L00
208/230 3-in 3-out	2 HP (7 A)	No	HVFDCD3B0020F00	HVFDCD3B0020L00
		EMC	HVFDCD3B0020F01	HVFDCD3B0020L01
115V/230V 1-in 3-out	0.25 HP (1.7 A)	No	HVFDCD1A0003F00	HVFDCD1A0003L00
	0.5 HP (2.4 A)	No	HVFDCD1A0005F00	HVFDCD1A0005L00
	1 HP (3.7A)	No	HVFDCD1A0010F00	HVFDCD1A0010L00

Frame Size: MI3		Dimensions: 10.2" H x 3.9" W x 4.3" D		
Nominal Voltage	Nom. HP (Nom. Current)	EMC Filter	Full IO (6DI, 2AI, 1AO, 1DO, 3RO) Modbus	Limited IO (3DI, 1AI, 2RO, Modbus)
460 3-in 3-out	4 HP (7.6 A)	No	HVFDCD3C0040F00	HVFDCD3C0040L00
		EMC	HVFDCD3C0040F01	HVFDCD3C0040L01
	5 HP (9 A)	No	HVFDCD3C0050F00	HVFDCD3C0050L00
		EMC	HVFDCD3C0050F01	HVFDCD3C0050L01
	7.5 HP (12 A)	No	HVFDCD3C0075F00	HVFDCD3C0075L00
		EMC	HVFDCD3C0075F01	HVFDCD3C0075L01
208/230 1-in 3-out	3 HP (11 A)	No	HVFDCD1B0030F00	HVFDCD1B0030L00
		EMC	HVFDCD1B0030F01	HVFDCD1B0030L01
208/230 3-in 3-out	3 HP (11 A)	No	HVFDCD3B0030F00	HVFDCD3B0030L00
		EMC	HVFDCD3B0030F01	HVFDCD3B0030L01
115V/230V 1-in 3-out	1.5 HP (4.8 A)	No	HVFDCD1A0015F00	HVFDCD1A0015L00
		EMC	HVFDCD1A0015F01	HVFDCD1A0015L01
575V 3-in 3-out	1 HP (2 A)	No	HVFDCD3D0010F00	HVFDCD3D0010L00
	2 HP (3.6 A)	No	HVFDCD3D0020F00	HVFDCD3D0020L00
	3 HP (5 A)	No	HVFDCD3D0030F00	HVFDCD3D0030L00
	5 HP (7.6 A)	No	HVFDCD3D0050F00	HVFDCD3D0050L00
	7.5 HP (10.4 A)	No	HVFDCD3D0075F00	HVFDCD3D0075L00

SmartVFD COMPACT Accessories	
Model Number	Description
HVFDCABLE	COMPACT VFD COMMISSIONING CABLE AND USB ADAPTOR
HVFDCDMCA	COMPACT VFD COMMISSIONING DEVICE
HVFDCDMCAKIT	COMPACT VFD COMMISSIONING KIT
HVFDCDNEMA1FR1	COMPACT VFD NEMA 1 KIT FRAME SIZE1
HVFDCDNEMA1FR2	COMPACT VFD NEMA 1 KIT FRAME SIZE2
HVFDCDNEMA1FR3	COMPACT VFD NEMA 1 KIT FRAME SIZE3
HVFDCDTRAINER	COMPACT VFD TRAINING DEMONSTRATION KIT

SmartVFD HVAC Selection Guide



PICK THE RIGHT VFD FOR THE APPLICATION

- Drives are typically sized to match the horsepower rating of the motor, which will be accurate 95 percent of the time. But for the greatest accuracy, drives should be sized based upon the Full Load Amps or current draw of the motor. The VFD must have a slightly larger current rating maximum.
- The environment the drive will operate in is critical for selection. Honeywell offers NEMA 1, NEMA 12 (for dusty, dirtier environment) and NEMA 3R enclosures (for falling water or rain situations).
- Because of the complexity of VFDs, a clean, conditioned space with temperatures between 14° F and 140°F provides an environment for ideal operation. Heaters are an option in order to keep your VFD at its recommended temperature.
- Honeywell SmartVFD HVAC has a model range from 1.5-75 HP for 460 Vac, 0.75-40 HP for 208/230 Vac.

SmartVFD HVAC Drive Alone

	HP	AMPS	Frame	NEMA 1 Drive Alone	NEMA 12 Drive Alone	NEMA 3R Drive Alone
460 Vac	1.5	3.4	4	HVFSD3C0015G100	HVFSD3C0015G200	HVFSD3C0015G300
	2	4.8	4	HVFSD3C0020G100	HVFSD3C0020G200	HVFSD3C0020G300
	3	5.6	4	HVFSD3C0030G100	HVFSD3C0030G200	HVFSD3C0030G300
	4	8	4	HVFSD3C0040G100	HVFSD3C0040G200	HVFSD3C0040G300
	5	9.6	4	HVFSD3C0050G100	HVFSD3C0050G200	HVFSD3C0050G300
	7.5	12	4	HVFSD3C0075G100	HVFSD3C0075G200	HVFSD3C0075G300
	10	16	5	HVFSD3C0100G100	HVFSD3C0100G200	HVFSD3C0100G300
	15	23	5	HVFSD3C0150G100	HVFSD3C0150G200	HVFSD3C0150G300
	20	31	5	HVFSD3C0200G100	HVFSD3C0200G200	HVFSD3C0200G300
	25	38	6	HVFSD3C0250G100	HVFSD3C0250G200	HVFSD3C0250G300
	30	46	6	HVFSD3C0300G100	HVFSD3C0300G200	HVFSD3C0300G300
	40	61	6	HVFSD3C0400G100	HVFSD3C0400G200	HVFSD3C0400G300
	50	72	7	HVFSD3C0500G100	HVFSD3C0500G200	HVFSD3C0500G300
	60	87	7	HVFSD3C0600G100	HVFSD3C0600G200	HVFSD3C0600G300
	75	105	7	HVFSD3C0750G100	HVFSD3C0750G200	HVFSD3C0750G300
	100	140	8	HVFSD3C1000G100	HVFSD3C1000G200	HVFSD3C1000G300
	125	170	8	HVFSD3C1250G100	HVFSD3C1250G200	HVFSD3C1250G300
	150	205	8	HVFSD3C1500G100	HVFSD3C1500G200	HVFSD3C1500G300
200	261	9	HVFSD3C2000G100	HVFSD3C2000G200	-	
250	310	9	HVFSD3C2500G100	HVFSD3C2500G200	-	
	HP	AMPS	Frame	NEMA 1 Drive Alone	NEMA 12 Drive Alone	NEMA 3R Drive Alone
208/ 230 Vac	.75	3.7	4	HVFSD3A0007G100	HVFSD3A0007G200	HVFSD3A0007G300
	1	4.8	4	HVFSD3A0010G100	HVFSD3A0010G200	HVFSD3A0010G300
	1.5	6.6	4	HVFSD3A0015G100	HVFSD3A0015G200	HVFSD3A0015G300
	2	8	4	HVFSD3A0020G100	HVFSD3A0020G200	HVFSD3A0020G300
	3	11	4	HVFSD3A0030G100	HVFSD3A0030G200	HVFSD3A0030G300
	5	18	5	HVFSD3A0050G100	HVFSD3A0050G200	HVFSD3A0050G300
	7.5	24	5	HVFSD3A0075G100	HVFSD3A0075G200	HVFSD3A0075G300
	10	31	5	HVFSD3A0100G100	HVFSD3A0100G200	HVFSD3A0100G300
	15	48	6	HVFSD3A0150G100	HVFSD3A0150G200	HVFSD3A0150G300
	20	62	6	HVFSD3A0200G100	HVFSD3A0200G200	HVFSD3A0200G300
	25	75	7	HVFSD3A0250G100	HVFSD3A0250G200	HVFSD3A0250G300
	30	88	7	HVFSD3A0300G100	HVFSD3A0300G200	HVFSD3A0300G300
	40	105	7	HVFSD3A0400G100	HVFSD3A0400G200	HVFSD3A0400G300
	50	140	8	HVFSD3A0500G100	HVFSD3A0500G200	HVFSD3A0500G300
	60	170	8	HVFSD3A0600G100	HVFSD3A0600G200	HVFSD3A0600G300
	75	205	8	HVFSD3A0750G100	HVFSD3A0750G200	HVFSD3A0750G300
	100	261	9	HVFSD3A1000G100	HVFSD3A1000G200	-
	125	310	9	HVFSD3A1250G100	HVFSD3A1250G200	-

T775 Electronic Standalone Controller

The Honeywell T775 Electronic Standalone Controller puts an end to add-on costs. All the features you need for a variety of applications are built right into the T775, including the LCD display. There is no need to worry about having the right modules in stock or needing to piece them together. The T775 has it all.



- Easy-To-Use Graphical Interface (Standard) — Saves time
- Internal Time Clock Scheduler (Standard) — Helps save energy without any add-on needed
- Up To Two Independent Modulating Outputs (Standard) — One device can handle many field requirements allowing for faster and easier control selection on each job
- Configurable Integral And Derivative Times (Standard) — Enables custom adjustments of reaction times and behavior
- Reset Models With Simplified Setup (Standard) — Requires only to enter high and low control temperatures and corresponding high and low outdoor temperatures.
- NEMA 4X Enclosure (Optional) — Protects the controller from water and corrosion
- Modulating High Or Low Limit Control (Optional) — Allows temperature control at sensor A to protect equipment at sensor B for consistent control while protecting the equipment

Models for Special Applications

Product Number	Description	Replaces	Relay Outputs	Analog Outputs 4-20 mA, 0-10 Vdc, 2-10 Vdc, & Series 90	Digital Output	Dedicated Pump Output	Sensor Inputs Available	# Sensors Included	Expandable ¹	Output Reset
T775P2003 ²	Special boiler with reset		4 SPDT		1	•	3	3	•	•
T775L2007	Stage sequencer with reset option		4 SPDT ³				2	1	•	•
T775U2006	Universal — humidity, pressure, etc.	H775A1006, H775A1022, H775A1048, H775A1063, H775B1005, H775C1004, H775D1003, H775E1002	2 SPDT	2			2 ⁴			•
T775U2016	Universal - Control to sensor A (universal input) and Sensor B (temp) independently.		2 SPDT	2			2 ⁴			•
T775S2008	Relay expansion module		4 SPDT	Use with T77P or T775L						

¹ 4 or 8 more relays possible with T775S2008 relay expansion module(s).

² Includes dedicated pump output, equal run time, pump pre-purge and post-purge, WWSD and more.

³ Up to 2 independent non-sequenced relays are also available.

⁴ First input configurable for temperature 0-5Vdc, 0-10 Vdc, or 4-20 mA; second input is configurable for temperature only.

Special Models

Several T775 models are designed to ensure your control needs can still be met with a single unit for special applications.

- Universal Model to control pressure, humidity or temperature
- Special Sequencing Model for staging up to 12 relays with up to two setpoints
- Special Boiler Model

Models for Standard Applications

Product Number	Description	Replaces	Relay Outputs	Analog Outputs 4-20 mA, 0-10 Vdc, 2-10 Vdc, & Series 90	Floating Output ¹	Sensor Inputs Available	# Sensors Included ²
T775A2009	Standard	T775A1001	1 SPDT			1	1
T775B2016	Standard-NEMA 4X		2 SPDT		1	2	1
T775B2032	Standard	T775A1019, T775B1000	2 SPDT		1	2	1
T775B2024	Standard-NEMA 4X	T775C1009, T775D1008	4 SPDT		2	2	1
T775B2040	Standard	T775A1027, T775A1035, T775B1018, T775B1026, T775B1040	4 SPDT		2	2	1
T775M2006	Modulating		None	2		2	1
T775M2022	Modulating-NEMA 4X		2 SPDT	2		2	1
T775M2048	Modulating	T775E1015, T775E1023, T775E1056, T775E1064, T775E1098	2 SPDT	2		2	1
T775M2014	Modulating-NEMA 4X	T775G1005, T775G1013, T775G1021, T775G1039	4 SPDT	2		2	1
T775M2030	Modulating	T775E1114, T775F1022, T775F1055, T775F1089	4 SPDT	2		2	1
T775R2035	Reset option	T775J1001, T775J1076	2 SPDT		1	2	2
T775R2043	Reset option	T775J1019, T775J1027, T775J1035	None	2		2	2
T775R2027	Reset option	T775J1043, T775J1050, T775J1068	2 SPDT	2		2	2
T775R2001	Reset option		4 SPDT		2	2	2
T775R2019	Reset option		4 SPDT	2		2	2

¹ One floating output eliminates two relay outputs.

² 50021579-001 included with non-NEMA 4X models, and T775-SENS-WR included with NEMA 4X models.

Compatible Components

	Part Number	Description	Application	Use With
Temperature	50021579-001	Standard temperature sensor for indoor applications	Monitoring temperature of return air, discharge air and mixed air	All T775 Series 2000 models
	T775-SENS-WR	Water-resistant sensor with 5-ft. leads		
	T775-SENS-WT	Water-tight sensor with 6-ft. leads		
	T775-SENS-OAT	Outdoor air temperature sensor	Outdoor air for reset	
	C7031D2003	5-in. immersion sensor (comes with immersion well, 50001774-001)	Hot or chilled water	
	C7031J2009	12-in. duct averaging sensor with four elements	Duct discharge air	
	C7046D1008	8-in. duct probe with mounting flange	Duct discharge air mounts on flat duct or plenum surface	
	C7100D1001	12-in. fast response, duct averaging sensor with flange	Averaging duct discharge air for use in troubleshooting	
C7130B1009	Room mount sensor	Wall mount air temperature sensor		
Humidity	H7625A/B	Humidity transmitter, 2% RH accuracy, wall mount or duct mount	Humidity	
	H7635A/B/C	Humidity transmitter, 3% RH accuracy, wall mount, duct mount or outdoor mounting		
	H7655A	Humidity transmitter, 5% RH accuracy, wall mount		
	H7655B	Humidity transmitter, 5% RH accuracy, duct mount		
Pressure	P7640A	Differential pressure transmitter, 0-1.0, 0-0.5, 0-0.25, or 0-0.1 in. w.c., uni- or bi-directional, panel mount, with display	Duct, room and building static pressure, clean rooms, hospitals, fume hoods and computer rooms	T775U2006, T775U2016
	P7640U	Differential pressure transmitter, 0-10, 0-5, 0-2.5, 0-1, 0-0.5, 0-0.25, or 0-0.1 in. w.c., uni- or bi-directional, panel or duct mount, with and without display		
CO ₂	C7232	Non-Dispersive Infrared (NDIR) carbon dioxide sensor, 0-2,000 ppm adjustable, 0/2-10 Vdc or 0/4 to 20 mA adjustable, one adjustable SPST relay output, wall or duct mount, LCD option and Honeywell logo option	Ventilation and air conditioning systems to control the amount of fresh outdoor air supplied to maintain acceptable levels of CO ₂ in the space (demand control ventilation)	
	C7632	Non-Dispersive Infrared (NDIR) carbon dioxide sensor, fixed 0-2,000 ppm, fixed 0-10 Vdc output, wall or duct mount and Honeywell logo option		

T631 Commercial Remote Controllers

For line voltage control of heating, cooling and ventilating systems in farm buildings, storage areas and other industrial environments, the heavy-duty and easy-to-install T631 Remote Controllers from Honeywell are the perfect choice.



T631 Farm Controllers

- Use in barns, poultry houses, hog barns, pump houses, milk houses and crop storage houses
- Treated to resist corrosion
- Slots in front and bottom of case provide maximum air circulation over the coiled sensing element
- SPDT snap switches permanently sealed against corrosion
- Easy mounting using screws through holes in back of case



T631F, G NEMA-IV Controllers

- Use in barns, brooder houses, poultry houses, hog barns, pump houses, milk houses, crop storage houses and industrial environments
- NEMA 4X enclosure protects thermostat and wiring connections from oil, water, dust, and corrosion
- Clear plastic cover reveals setpoint, discourages tampering
- Sensing element externally mounted for fast response and tin plated to resist corrosion
- Reliable snap switches sealed against contamination
- Insulated case has internal grounding screw for safety
- Meet National Electrical Code Article 547-4 requirements
- Easy mounting with screws through holes in flanges on case

Part Number	Setpoint Temperature	Relay Outputs	Differential	Comments
T631A1006	35° F to 100° F	1 SPDT	2.0° F	Red Finish
T631A1022	70° F to 140° F	1 SPDT	2.0° F	Red Finish
T631A1030	0° F to 70° F	1 SPDT	3.0° F	Red Finish
T631A1063	-10° F to +100° F	1 SPDT	3.0° F	Red Finish
T631A1113	35° F to 100° F	1 SPDT	3.5° F	Red Finish
T631A1154	0° C to 40° C	1 SPDT	1.1° C	Scale in Celsius
T631B1005	35° F to 100° F	2 SPDT (1 hp)	2.0° F	Red Finish
T631B1054	35° F to 100° F	2 SPDT (1 hp)	2.0° F	Red Finish
T631C1012	20° F to 90° F	1 SPDT	3.0° F	Gray Finish
T631C1020	70° F to 140° F	1 SPDT	2.0° F	Gray Finish
T631C1038	-10° C to +30° C	1 SPDT	1.7° C	Scale in Celsius
T631C1046	20° C to 60° C	1 SPDT	1.1° C	Scale in Celsius
T631C1053	35° F to 100° F	1 SPDT	2.0° F	Gray Finish
T631C1103	-30° F to +100° F	1 SPDT	5.0° F	Gray Finish
T631F1068	35° F to 100° F	1 SPDT	2.0° F	NEMA 4X Housing
T631F1084	35° F to 100° F	1 SPDT	2.0° F	NEMA 4X Housing
T631F1092	35° F to 100° F	1 SPDT	2.0° F	NEMA 4X Housing
T631G1059	35° F to 100° F	2 SPDT (1 hp)	2.0° F	NEMA 4X Housing

Heavy-Duty Line Voltage Fan-coil Thermostats

Control fan coils, fans, motor starters, valves, contactors, and circulator motors in heating and/or cooling systems.



- Use with Q651A,B subbases for system and fan switching
- Removable setpoint knob locks setpoint and prevents tampering
- With locking cover

Model	Application	Features				
		LDCD Display	Temperature Range	Differential Temperature	Switch Position	Switching Action
T6051A1016	Heating and Cooling	No	46 °F to 84 °F	1 °F	N/A	SPDT
T6051A1057	Heating and Cooling Explosion-proof.	No	8 °C to 29 °C	0.6 °C	N/A	SPDT
T6051B1006	Heating and Cooling	No	46 °F to 84 °F	1 °F	N/A	SPDT
T6052A1015	2 Heat / 2 Cool	No	46 °F to 84 °F	2 H / 1 C - 3.2 °F 1 H / 2 C - 2.5 °F	2 H or 2 C	2 SPDT Switches
T6052A1023	2 Heat / 2 Cool	No	8 °C to 29 °C	2 H / 1 C - 1.8 °C 1 H / 2 C - 1.4 °C	2 H or 2 C	2 SPDT Switches
T6052B1013	Heating and Cooling. Auto changeover	No	46 °F to 84 °F	2 C - 3.2 °F 1 H - 2.5 °F	1 H/C	2 SPDT Switches

Residential Controllers

Digital Bath Fan Control



HVC0001

- Meets ASHRAE 62.2 Ventilation Standard
- Easy to install
- Simple programming
- Can run in timer mode up to 60minutes in 5-minute increments
- Easy-to-see backlit display
- Also available in Biscuit (HVC0002)

Telephone Controller



CT240-01

- Two simultaneous outputs: one low voltage output for thermostat, one universal output (10 A max. @ 30 V) for household device
- If installed inside electrical box: 10 A max. @ 240 V, 0.5 HP @ 120 V / 1 HP @ 240 V
- Recommended for all remote-equipped thermostats in this catalog



CT241-01

- Four universal outputs (10 A max. @ 30 V) for thermostats or household devices
- Each output operates independently
- If installed inside electrical box: 10 A max. @ 240 V, 0.5 HP @ 120 V / 1 HP @ 240 V
- Recommended for controlling multiple household devices

Defrost Controller



ST74A1053

- Low-voltage time/temperature defrost controller for heat pumps
- Resets the defrost cycle by remote contact closure
- Mounts in outdoor section of heat pump
- Utilizes special moisture barrier to protect circuitry

It Pays to be a Part of Honeywell's Contractor PRO Program



Your business counts and you can count on Honeywell to help it grow.

With a variety of options available for redeeming your points, it's easy to see how you can turn your points into profits.

Points for Product (Best Profit Opportunity!)



Get the most from your Contractor PRO points when you redeem them for **FREE product**. Turn your points into a Points for Product Certificate that can be used to purchase qualifying Honeywell products at the participating Honeywell Distributor of your choice.

Points for Promoting Your Business



Grow your business by promoting or advertising your company and the Honeywell products sell. Honeywell also encourages you to use your points as **co-op marketing** dollars, and reimbursement is offered at **50 percent** on all eligible activities.

Points for Professional Development



Use your points towards a wide range of **training opportunities** for yourself and your staff, including exclusive Honeywell and other industry training programs. Visit the Professional Development/Training page on www.contractorpro.com to learn more.

Points for Personal or Employee Perks



Choose from a **full catalog of perk items** such as electronics, sporting goods and trips to reward yourself, employees, family or friends. Perk items are a great way to reward employees for their achievements or to use as incentives for special promotions.

Points for Promotional Merchandise



Contractor PRO members can use their earned rewards points to purchase Honeywell and Honeywell **Contractor PRO branded** shirts, hats and other accessories from our online promo collection catalog.

Points for Promoting Your Business:

"In our business, points are used to fund seasonal promotions for Honeywell accessories. With the sales results we've had, this has been the best payback to our business."

Managing Your Points:

Points expire 12 months from the date of purchase, so make sure that you are using them to your full advantage. To help, each month Honeywell will send you an email statement covering points earned, account balance, and expiration dates. You can also **check your account information** anytime at www.contractorpro.com.

Becoming a Honeywell Contractor PRO member is easy, and it's **FREE**.

Go to www.contractorpro.com for more details and to join today!

Honeywell Literature Web Site

Honeywell creates the best consumer and builder sales literature in the business. Now you can customize and order product sell sheets and brochures, build direct mail campaigns, download ad slicks and take advantage of limited number of FREE literature available to you as a Honeywell Contractor or Distributor at Honeywell's online literature web site: www.literature.honeywell.com

Take advantage of this great resource today!



Honeywell Merchandise and Display Items

Maximize your Sales with Honeywell's Merchandising and Display Items!

Honeywell offers a complete selection of merchandising and display items for distributors, contractors and builders to use in enhancing their showrooms or branches.

Merchandising and display items can help sales. Studies show that the majority of purchase decisions are made at the point of sale. Maximize your sales with Honeywell point of purchase items. Go to www.literature.honeywell.com to order your copy of our Merchandise and Display Catalog (#50-9847).



Notes

Learn More

Call toll-free **1-800-328-5111**,
e-mail **info@honeywell.com**
or visit **customer.honeywell.com**.

Automation and Control Solutions

In the U.S.:

Honeywell

1985 Douglas Drive North
Golden Valley, MN 55422-3992

In Canada:

Honeywell Limited

35 Dynamic Drive

Toronto, Ontario M1V 4Z9

www.honeywell.com

67-7301 GK
August 2011
© 2011 Honeywell International Inc.



Honeywell