



LASER IPL HAIR REMOVAL HANDSET

(700,000 FLASHES)

ESIPLHARMVA

SAFETY & WARNINGS

Warning

- This device may not be suitable for everyone. Read all the instructions in this user guide before use.
- This device is not intended for use by persons (including children) with reduced physical, sensory or mental capabilities, unless they have been given supervision or instruction concerning use of the device by a person responsible for their safety.
- Children should be supervised to ensure that they do not play with the device.
- The device is not intended for children under the age of 15 years. Teenagers aged between 15 and 18 years can use the device with the consent and/or assistance of a parents or guardian.
- Always check the device before using it. If the device is broken, do not touch any inner part to avoid electric shock. Do not use the device or adapter if it is damaged and contact Kogan.com
- Do not use the device if the UV filter of the light exit window and/ or attachment is broken.
- Do not modify or cut off any part of the adapter or the cord, as this causes a hazardous situation.
- Do not use any pencil or pen to mark the areas to be treated. This may cause burns on your skin.
- Keep the device and the adapter dry.
- Do not use this appliance in wet surroundings. For example, near a bathtub, a running shower, or a filled swimming pool.
- Adapter, light exit window and the filter of the attachments can become very hot after usage. Do not touch the adapter, inner part of the light exit window, the filter, or the inner part of the attachments when hot.
- If you have a dark coloured skin, be careful when treating a darker area immediately after a lighter area as the skin tone sensor may not sense the changes quickly.

Note: If you notice your skin tone has changed from the last treatment (e.g. due to tanning), it is recommended to perform a skin test and wait for 30 minutes before your next treatment.

General Conditions

- The below image is a scale from never sunburn to very dark tanning. Never use the device if your skin type is 6 from the below image. In this case, you run a high risk of developing skin reactions, such as strong redness or burns (hyperpigmentation and hypopigmentation).



- Never use the device if you are pregnant or breast feeding.
- Never use the device if you have any active implants such as pacemaker, neurostimulator, insulin pump etc.

Medications

Never use the device if you take any of the medications listed below:

- If your skin is currently being treated with or has recently been treated in the past week with Alpha-Hydroxy Acids (AHAs), Beta- Hydroxy Acids (BHAs), topical isotretinoin and azelaic acid.
- If you have taken any form of Isotretinoin Accutane or Roaccutane in the last six months. This treatment can make skin more susceptible to tears, wounds and irritations.
- If you are taking photosensitising agents or medications, check the package insert of your medicine and never use the device if it is stated that it can cause photo-allergic reactions, photo-toxic reactions or if you have to avoid sun when taking this medicine.
- If you take anticoagulation medications, including heavy use of aspirin, in a manner which does not allow for a minimum one-week washout period prior to each treatment.
- If you have received radiation therapy or chemotherapy within the past 3 months.
- If you are on painkillers which reduce the skin's sensitivity to heat.
- If you take immunosuppressive medications.
- If you have received radiation therapy or chemotherapy within the past 3 months.
- If you have had surgery in the areas to be treated with this device in the last 3 weeks.

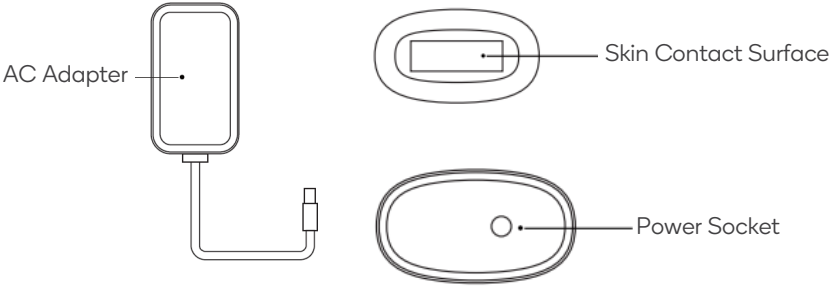
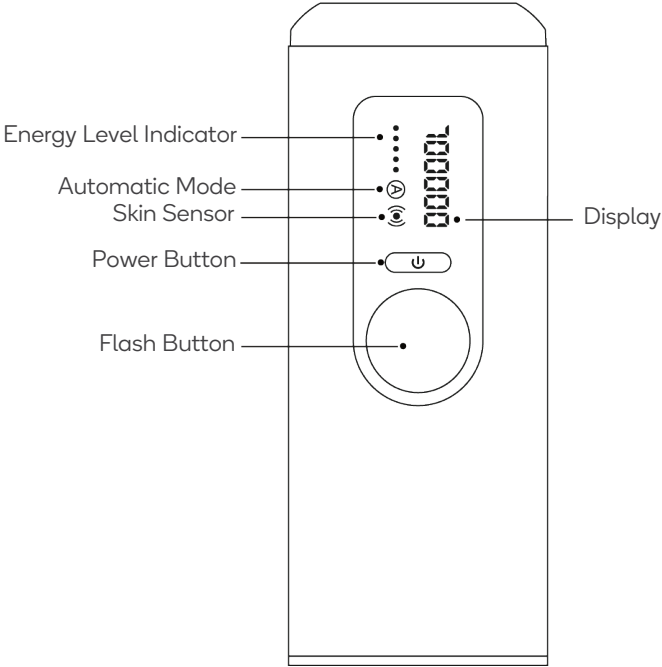
Pathologies / Disorders

Never use the device:

- If you have diabetes or other systemic or metabolic diseases.
- If you have congestive heart disease.
- If you have a disease related to photosensitivity, such as polymorphic light eruption (PMLE), solar urticaria, porphyria etc.
- If you have a history of collagen disorder, including a history of keloid scar formation or a history of poor wound healing.
- If you have epilepsy with flashlight sensitivity.
- If your skin is sensitive to light and easily develops a rash or an allergic reaction.
- If you have a skin disease such as active skin cancer, you have a history of skin cancer or any other localised cancer in the areas to be treated.
- If you have a history of vascular disorder, such as the presence of varicose veins or vascular ectasia in the areas to be treated.
- If you have any bleeding disorder.
- If you have a history of immunosuppressive disease (including HIV infection or AIDS).
- Men must not use it on the face and neck including all beard growing areas and the whole genital area.
- In the areas where you use long-lasting deodorants, this can result in skin reactions.
- Over or near anything artificial like silicone implants, subcutaneous injection ports (insulin dispenser) or piercings.

Note: If you are not sure whether to use the device, it is advisable to consult your doctor.

OVERVIEW



FEATURES

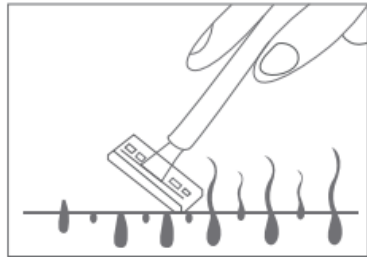
The device works by:

1. Heating the hair follicle.
2. Focusing the light energy at the root.
3. Absorbing the melanin.
4. Inhibiting hair growth.

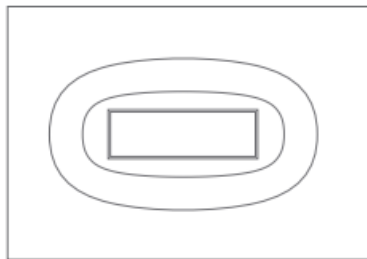
OPERATION

Preparation for Hair Removal

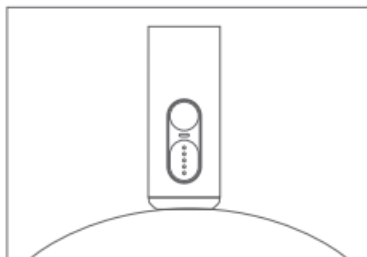
1. Remove any visible hair by shaving.



2. Cleanse the skin contact surface on the device and pat dry.

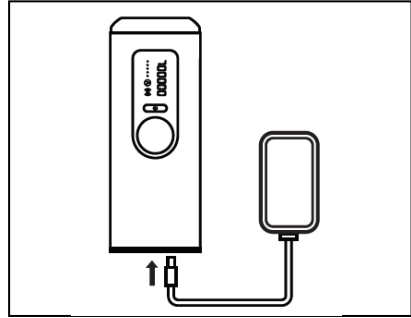


3. Test the device on a small area and check your skin's reaction to the treatment. Depending on the reaction, determine the correct light intensity setting for each body area.

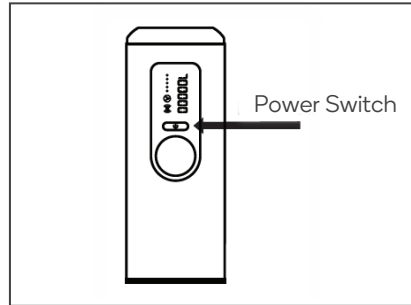


Removing Hair

1. Plug the adaptor in to the device's power socket and then connect it to a power outlet.



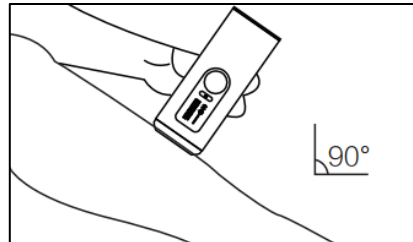
2. Press the power button for 3 seconds to turn on the device. The device will be in the first energy level.



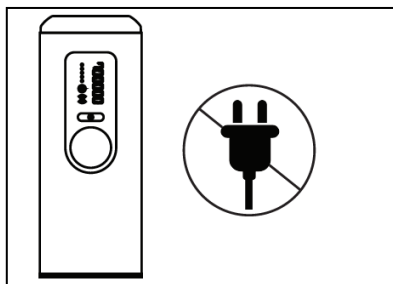
3. Press the power button again to adjust the energy levels. There are 5 energy levels. Higher the energy level, higher the efficiency. It is recommended to use the device in the lower energy level initially and then progress to the higher energy levels as your skin gets used to the device.

Note: Do not use this device if you have black or dark brown skin.

4. Place the device at a 90° angle on the skin so that the integrated safety system is in contact with your skin. The integrated safety system prevents unintentional flashing of light without skin contact.



- To turn off the device, press and hold the power button. Remove the adapter from the wall socket.



Different Modes

Manual Mode

- Ensure the device and skin are in contact.
- Press the flash button to manually release a single light flash.
- Suitable for lip, armpit, face, and bikini area.

Automatic Mode

- Press flash button for 3 seconds to change to the automatic mode.
- The automatic mode indicator is illuminated, and automatic mode is activated.
- Keep the device touching your skin at 90° angles, it will flash continuously and then remove the hair.
- Suitable for larger areas such as arms and legs

Recommended Intervals

The following represents the recommended intervals to use this device for effective results:

Duration	Weeks 1-4	Weeks 5-6	Weeks 7-8	Weeks 8+
Usage	Use it for 2-3 times a week	Use it twice a week	Use it once a week	Use it once a month or when you see hair growth
Result	75% of hair naturally fall	New hair falls and inhibits new growth	Reduced hair regrowth	Reduced hair growth

Note: The frequency of use depends on the individual's hair growth rate. Each will be different, and results may vary.

CLEANING & CARE

- Do not use this appliance in wet surroundings.



- After use, make sure the device is turned off.
- Use a dry, dust-free cloth to clean the filter and the skin contact surface.
- Store the device in a dry, dust-free place in an environment that does not exceed -10°C-45°C.

SPECIFICATIONS

Product Size	155 x 60 x 34mm
Net Weight	190g
Spot Area Size	3.2cm ²
Hair Removal Wavelength	550nm-1200nm
Input Power	12V 2.5A
Energy Levels	5
Storage Conditions	-10°C-45°C
Humidity	10%-75%

TROUBLESHOOTING

Problem	Possible Cause	Solution
The device does not turn on after press holding the power button.	The power adapter may need to be replaced.	Contact Kogan.com to replace power adapter.
The device is stuck in an idle state and cannot be used.	The device may not be receiving enough power to function properly.	Contact Kogan.com to replace power adapter.
The device is in "OK" status but does not flash.	The internal components of the device may be damaged.	Contact Kogan.com
The device produces a strange smell when in use.	The hair in the hair follicle is being heated.	This is normal.
	Hair residue is on the device causing an odour.	Clean the device using a dry, dust-free cloth.
The power adapter is hot when in use.	Internal components of the power adapter generate heat when in use.	This is normal.
Extreme discomfort on the skin when the device is in use.	The intensity (energy) level is set too high.	Lower the energy level to an optimal setting.
	The UV filter on the device may be damaged.	Contact Kogan.com
	The surface of the skin may not be clean and the absorbed heat is being transferred directly to the epidermis of the skin.	Before use, be sure to clean the skin surface completely removing any dirt, oil or other barriers to reduce discomfort.
	Your skin type may not be suitable for use with this device.	See the Safety & Warnings section of this user guide for guidelines.
Seeing increased hair growth	Treating darker skin types and using low energy.	Ensure you are not using it on the darker skin type and adjust the energy level. See the Operation section of this user guide.
	Hormonal imbalance.	Discontinue use if you observe increase in hair density.
The device does turn on when connected to a power outlet.	The power switch has not been pressed.	Make sure to press and hold the power switch for 2 seconds to turn on the device.

Need more information?

We hope that this user guide has given you the assistance needed for a simple set-up. For the most up-to-date guide for your product, as well as any additional assistance you may require, head online to **help.kogan.com**

kogan.com