



Count on it.

Parts Catalog

**Dingo® TX 525 Wide Track
Compact Utility Loader**

Model No. 22320—Serial No. 270000001 and Up

Ordering Replacement Parts

To order replacement parts, please supply the part number, the quantity, and the description of each part desired.

Understanding Reference Numbers

Each identified part in an illustration has a reference number. The reference number for a part also appears in the parts list, along with other information about the part.

This catalog uses two special reference number formats, one to indicate parts in a service assembly and another to indicate the quantity of a given part in an illustration.

Service Assembly Reference Numbers

Parts in service assemblies have reference numbers in the form a:b. The a represents the reference number of the entire service assembly and the b represents a sequential number unique to each part within the service assembly.

For example, a wheel assembly might be identified by reference number 6, the tire by 6:1, the valve by 6:2, and the wheel by 6:3. When you order the assembly identified by reference number 6, you receive all parts identified by reference numbers 6:1, 6:2, and 6:3. However, you may also order any part individually. Reference numbers of this type appear in illustration and in parts lists.

Reference Numbers Indicating Quantity

In an illustration, if a reference number indicates more than one part, the reference number has the form nX y. The n represents the quantity of the part, the X is the multiplication symbol, and the y represents the reference number.

For example, in an illustration, the reference number 2X 37 means that two of the parts identified by reference number 37 are indicated.

List of Abbreviations

AR: as required

ASM: assembly

BBC: blade brake control

BHTF: button head thread forming

CARR: carriage

CCW: counter clockwise

CW: clockwise

DEG: degrees

DPA: Dual Point Adjustment

ECM: electronic control module

EXT: external

FH: flat head

GA: gauge

HD: heavy-duty

HF: hex flange

HH: hex head

HHF: hex head flange

HHFTF: hex head flange thread forming

HJ: hex jam

HLH: hex lag head

HOC: height-of-cut

HSBH: hex socket button head

HSFH: hex socket flat head

HSH: hex socket head

HWH: hex washer head

HWHTF: hex washer head thread forming

HYD: hydraulic

LH: left hand

LP: Liquid Propane

NI: nylon insert

NPTF: national pipe thread fine

PFH: phillips flat head

PPH: phillips pan head

PPHTF: phillips pan head thread forming

PRH: phillips round head

PTH: phillips truss head

PTO: power-take-off

RH: right hand

ROPS: roll-over protection system

RRB: rear roller brush

SFH: slotted fillister head

SHH: slotted hex head

SHWH: slotted hex washer head

SPH: slotted pan head

SQH: square head

SRH: slotted round head

STD: standard

TAP: self tapping

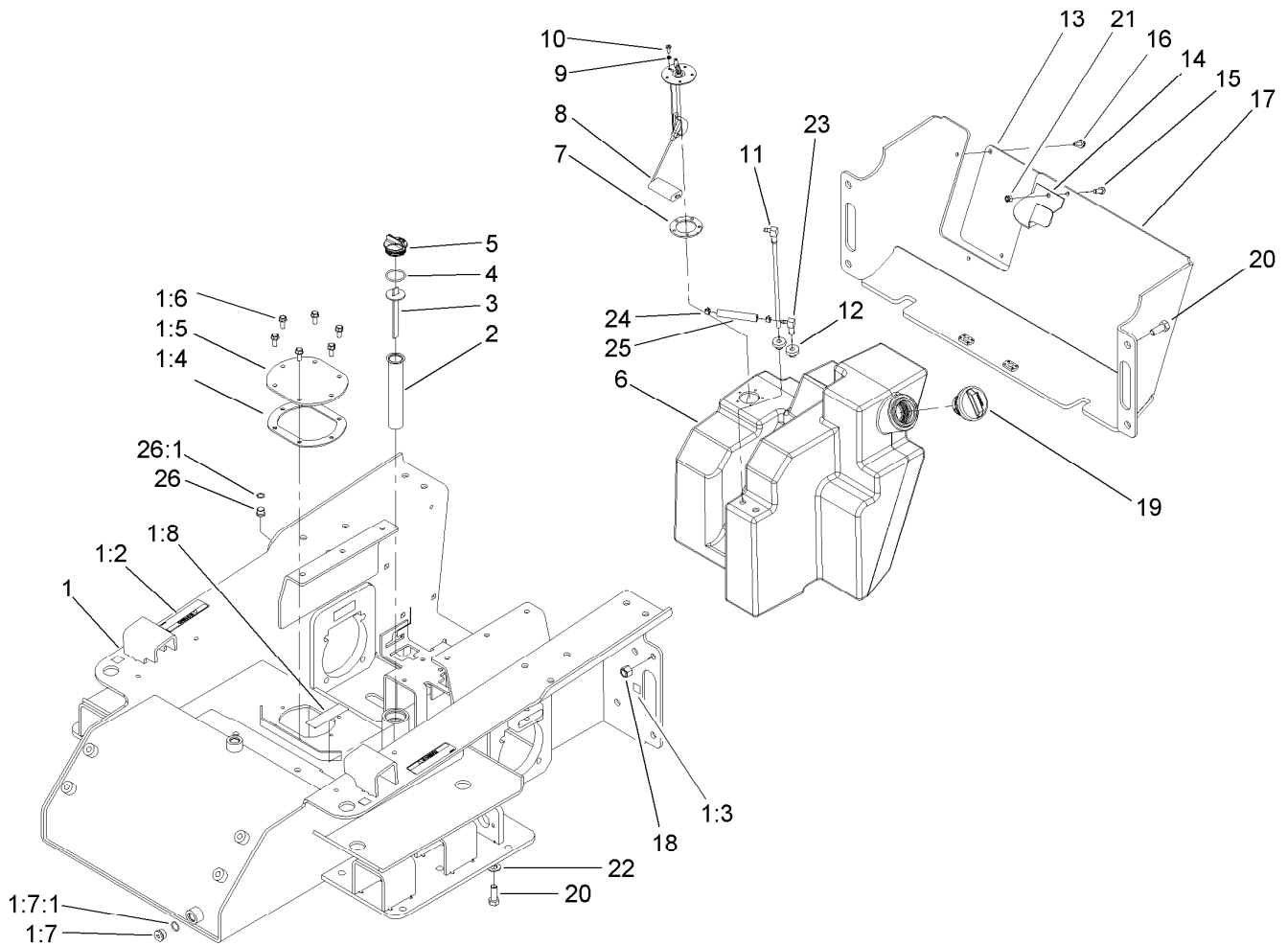
TTH: torx truss head

Contents

Main Frame and Fuel Tank Assembly	5
Track and Traction Assembly	6
Parking Brake Assembly	7
Loader Tower and Drive Assembly	8
Filter / Water Separator Assembly No. 63-7650	9
Traction Hydraulic Assembly	10
Hydraulic Pump Assembly No. 106-9590 and 106-9591	11
Hydraulic Motor Assembly No. 106-7654	12
Radiator and Air Cleaner Assembly	13
Air Cleaner Assembly No. 99-3160	14
Engine and Pump Assembly	15
Hydraulic Pump Assembly No. 106-9589	17
Control Panel Assembly	18
Traction Control Assembly	19
Principal Hydraulic Assembly	20
Two Spool Valve Assembly No. 106-9307	22
One Spool Valve Assembly No. 104-2831	23
Loader Arm Assembly	24
Loader Arm Hydraulic Assembly	25
Left Hand Hydraulic Lift Cylinder Assembly No. 104-6267	26
Right Hand Hydraulic Lift Cylinder Assembly No. 104-6269	27
Hydraulic Cylinder Assembly No. 105-8370	28
Quick Attach Assembly	29
Electrical System Assembly	30
Grill Assembly	31
Hood Assembly	32
Rear Access Cover Assembly	33
Crankcase Assembly	34
Oil Pan Assembly	35
Cylinder Head Assembly	36
Gear Case Assembly	37
Head Cover Assembly	38
Oil Pump and Dipstick Assembly	39
Main Bearing Case Assembly	40
Cam Shaft and Idle Gear Assembly	41
Piston and Crankshaft Assembly	42
Flywheel, Fuel Camshaft and Governor Shaft Assembly	43
Idle Apparatus and Stop Solenoid Assembly	44
Injection Pump and Governor Assembly	45
Speed Control Plate Assembly	46
Nozzle Holder and Glow Plug Assembly	47
Nozzle Holder and Components	48
Fuel Pump and Filter Assembly	50
Fuel Cover, Alternator and Pulley Assembly	51
Alternator Components	52
Starter Assembly	53
Starter Components	54
Oil Switch and Thermometer	55
Water Flange, Thermostat and Water Pump Assembly	56
Water Pipe Assembly	57
Fan Assembly	58
Valve and Rocker Arm Assembly	59
Inlet Manifold Assembly	60
Exhaust Manifold Assembly	61

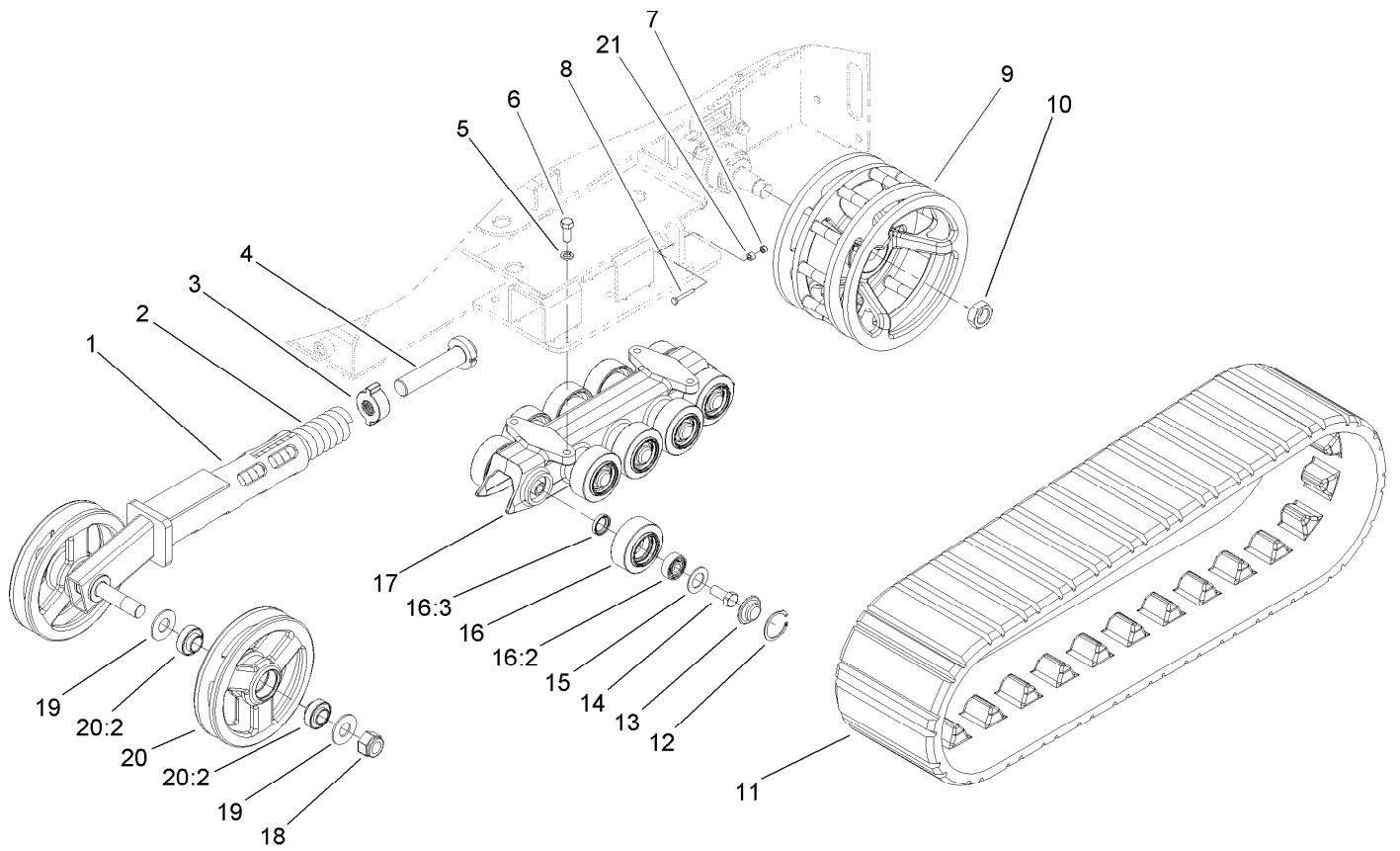
Contents (continued)

Gasket Kits and Operator Manual 62
Attachments and Accessories 63



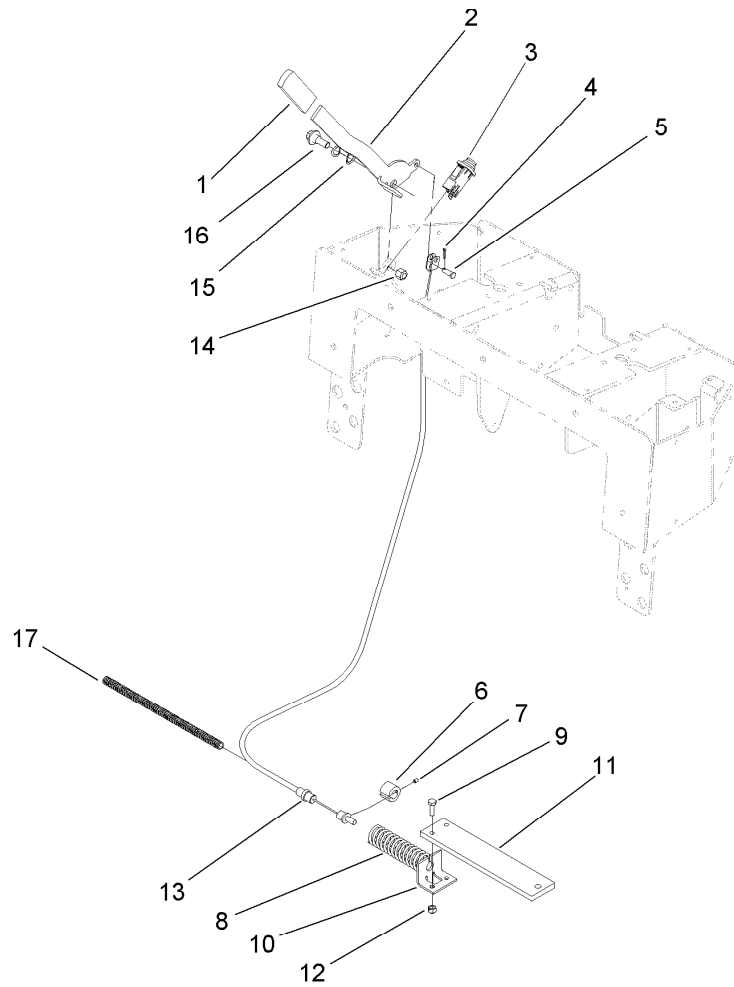
Main Frame and Fuel Tank Assembly

Ref.	Part Number	Qty.	Description	Ref.	Part Number	Qty.	Description
1	106-9550	1	Chassis ASM	11	98-0185	1	Pipe Stand ASM
1:2	100-6141	2	Decal-Pinch	12	46-6560	2	Bushing
1:3	93-9084	4	Decal-Point, Lift	13	108-6267-01	1	Panel-Rear
1:4	107-3557	1	Gasket-Cover, Access	14	108-6273-01	1	Clamp-Tank, Fuel
1:5	108-6297-01	1	Cover-Tank	15	322-3	1	Screw-HH
1:6	98-9940	6	Screw	16	32144-70	3	Screw-HWHTF
1:7	353-988	1	Plug-Hex	17	106-9559-01	1	Rear Chassis ASM
1:7:1	237-79	1	O-Ring	18	3296-23	4	Nut-Lock, NI
1:8	105-8432	1	Decal-Oil, HYD	19	93-3102	1	Cap-Fuel
2	61-2790	1	Filter-Screen	20	325-5	6	Screw-HH
3	100-2097	1	Dipstick-Oil	21	3296-29	1	Nut-Lock, NI
4	237-123	1	O-Ring	22	3256-26	2	Washer-Flat
5	93-7498	1	Plug-Plastic	23	104-5228	1	Fitting-Elbow, 90 DEG
6	108-6264	1	Tank-Fuel, Diesel	24	2412-80	2	Clamp-Hose
7	113372	1	Gasket-Sender, Fuel	25	108-6344	1	Hose-Fuel
8	100-1298	1	Sender-Fuel	26	353-989	1	Plug-Hex, Hollow
9	3253-17	5	Washer-Lock	26:1	237-42	1	O-Ring
10	3250-31	5	Screw-PPH				



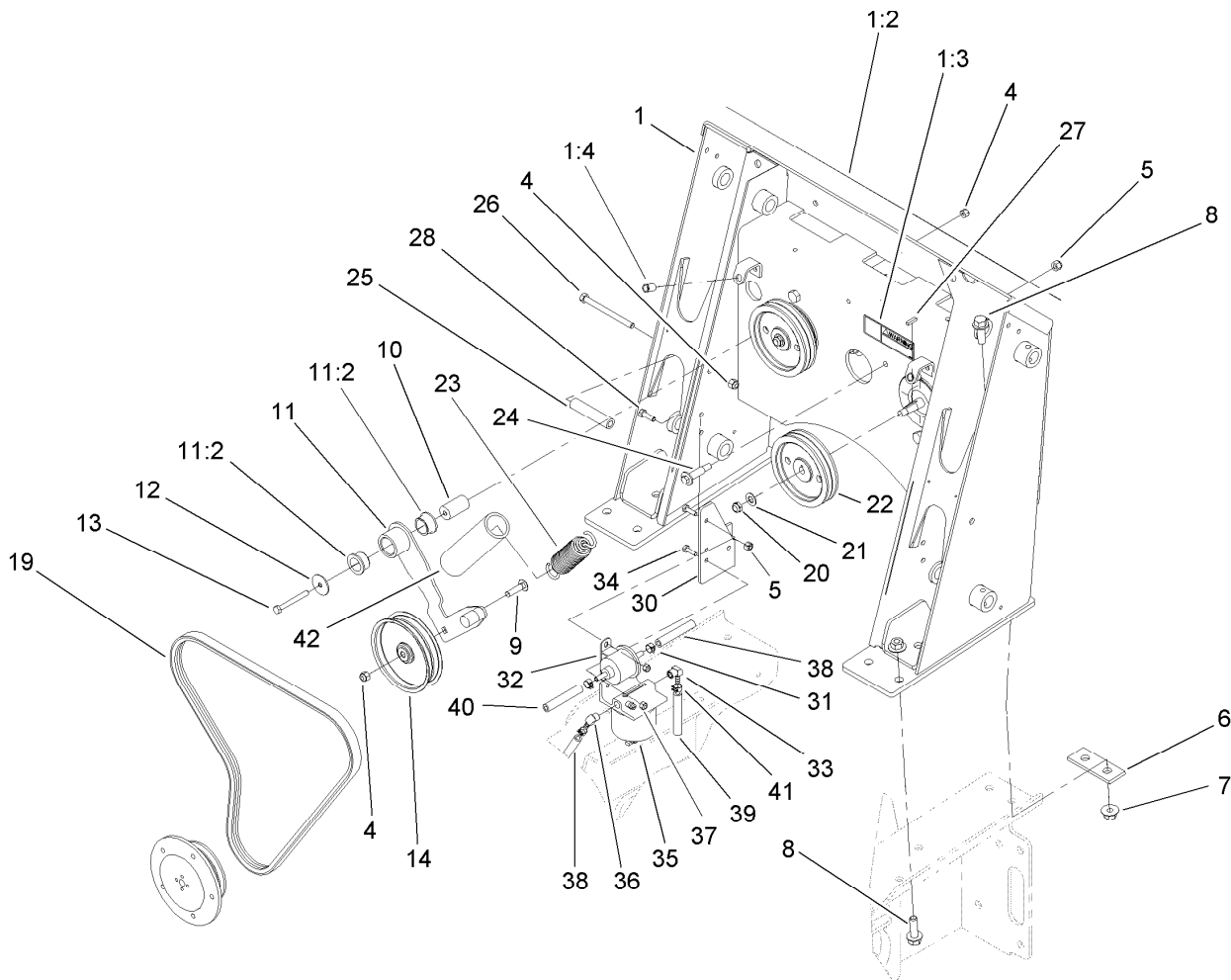
Track and Traction Assembly

Ref.	Part Number	Qty.	Description
1	112-2621-03	2	Tensioner Arm ASM
2	95-3624	2	Spring-Compression
3	108-4664	2	Block-Tensioner
4	98-9846	2	Bolt-Tensioner
5	3253-7	8	Washer-Lock
6	325-5	8	Screw-HH
7	3296-42	2	Nut-Lock, NI
8	321-10	2	Screw-HH
9	110-0146-03	2	Wheel-Drive
10	107-9319	2	Nut-Hex
11	100-8931	2	Track
12	106-7595	20	Ring-Snap, Internal
13	106-7557	20	Cap-Wheel, Bearing
14	327-4	20	Screw-HH
15	106-7585	20	Gasket-Bogie
16	106-7621	20	Road Wheel ASM
16:2	93-4237	1	Bearing
16:3	253-118	1	Seal-Oil
17	106-7592-03	2	Guide-Track
18	104-2024	4	Nut-Hex, NI
19	104-6126	8	Washer-Flat
20	104-6123	4	Tensioner Wheel ASM
20:2	104-6129	2	Bearing-Ball
21	98-4799	2	Tube-Spacer



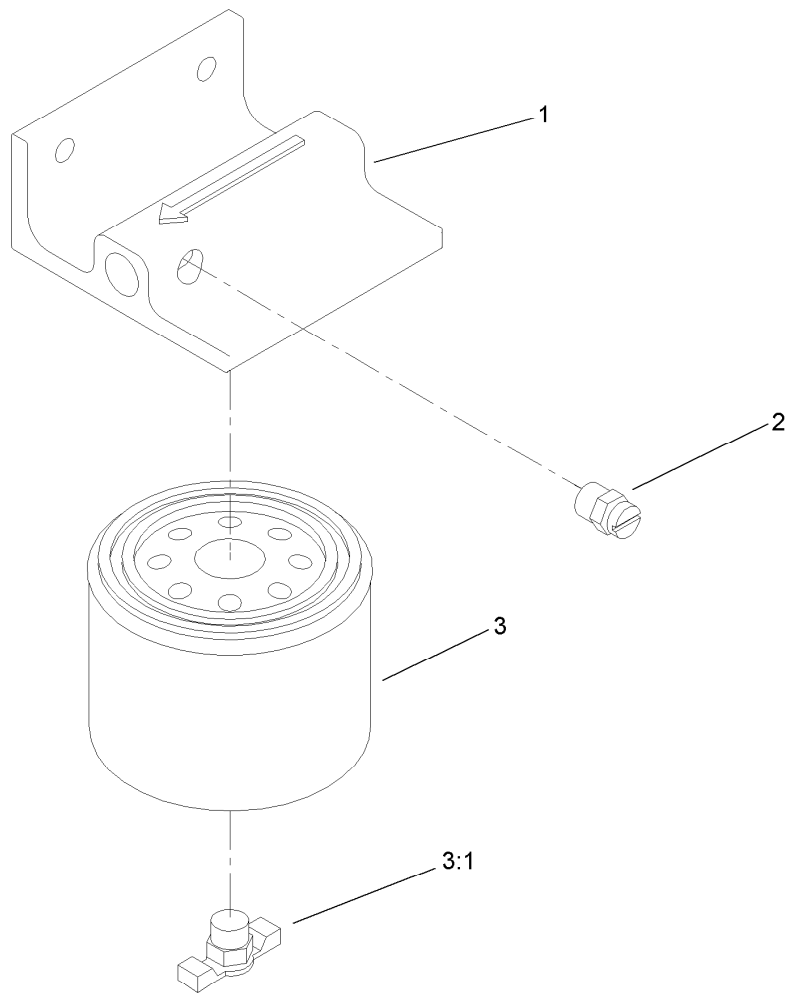
Parking Brake Assembly

<i>Ref.</i>	<i>Part Number</i>	<i>Qty.</i>	<i>Description</i>
1	62-9130	1	Grip-Handle
2	106-9370-03	1	Handle-Brake
3	108-4653	1	Switch-Plunger
4	3272-5	1	Pin-Cotter
5	283-67	1	Pin-Clevis
6	100-6274	2	Tube-Guide
7	3245-20	2	Screw-HSH
8	100-1678	1	Spring
9	321-5	4	Screw-HH
10	106-9395-03	2	Bracket-Mounting, Brake
11	106-9379-03	2	Plate-Brake
12	3296-42	4	Nut-Lock, NI
13	106-9394	1	Cable-Brake
14	3296-6	1	Nut-Lock
15	3290-221	2	Washer-Spring
16	93-2364	1	Bolt-Shoulder
17	100-4697	1	Tube-Convolute



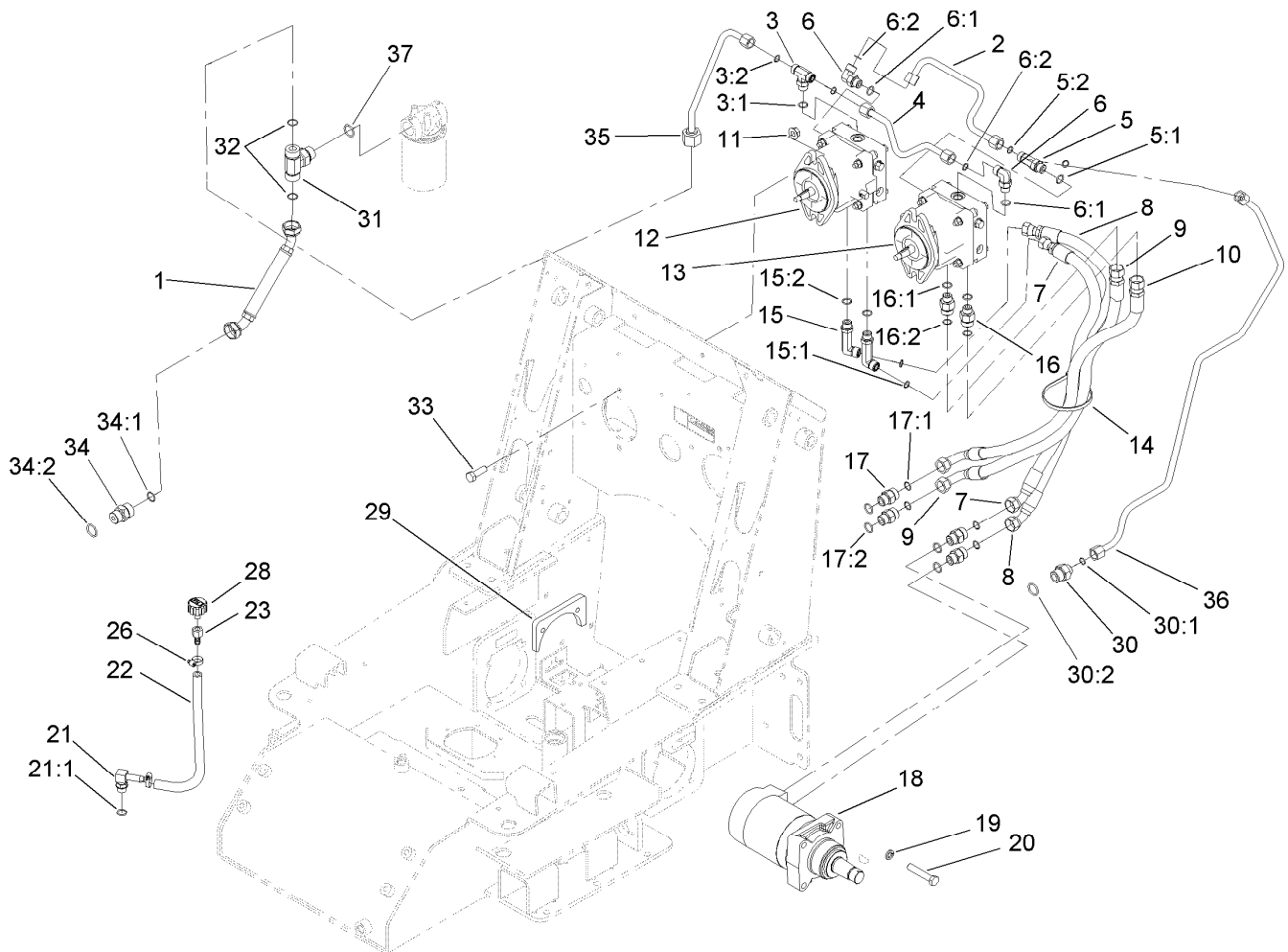
Loader Tower and Drive Assembly

<i>Ref.</i>	<i>Part Number</i>	<i>Qty.</i>	<i>Description</i>	<i>Ref.</i>	<i>Part Number</i>	<i>Qty.</i>	<i>Description</i>
1	112-2479	1	Loader Tower ASM	23	105-0383	1	Spring-Extension
1:2	112-2469	1	Decal-Panel, Control	24	56-6590	1	Bolt-Wheel
1:3	80-8040	1	Decal-Warning	25	100-1271	2	Tube-Spacer
1:4	32148-8	2	Insert-Threaded	26	323-23	2	Screw-HH
4	3296-39	4	Nut-Lock, NI	27	3-6168	2	Key
5	3296-29	3	Nut-Lock, NI	28	322-5	2	Screw-HH
6	100-6123-01	2	Plate-Stiffener	30	108-6321-01	1	Bracket-Pump, Fuel
7	32128-52	10	Locknut-Flange	31	92-2379	4	Clamp-Hose
8	100-6116	10	Screw-HHF	32	107-0122	1	Pump-Fuel, Electric
9	3231-26	1	Screw-CARR	33	304-96	1	Elbow
10	104-5739	1	Spacer-Mounting	34	321-5	4	Screw-HH
11	112-2411	1	Idler Arm ASM	35	63-7650	1	Separator-Filter / Water
11:2	256-132	2	Bushing-Flange	36	353-781	1	Fitting-Elbow
12	3256-68	1	Washer-Flat	37	3296-42	4	Nut-Lock, NI
13	322-13	1	Screw-HH	38	110-4110	1	Hose-Fuel
14	95-3707	1	Pulley-Idler	39	1-543526	1	Hose-Fuel
19	108-6262	1	V-Belt	40	108-3283	1	Hose-Fuel
20	3296-38	2	Nut-Lock, NI	41	2412-98	2	Clamp-Hose
21	3256-25	2	Washer-Flat	42	112-2409	1	Retainer-Spring
22	106-5710-03	2	Pulley				



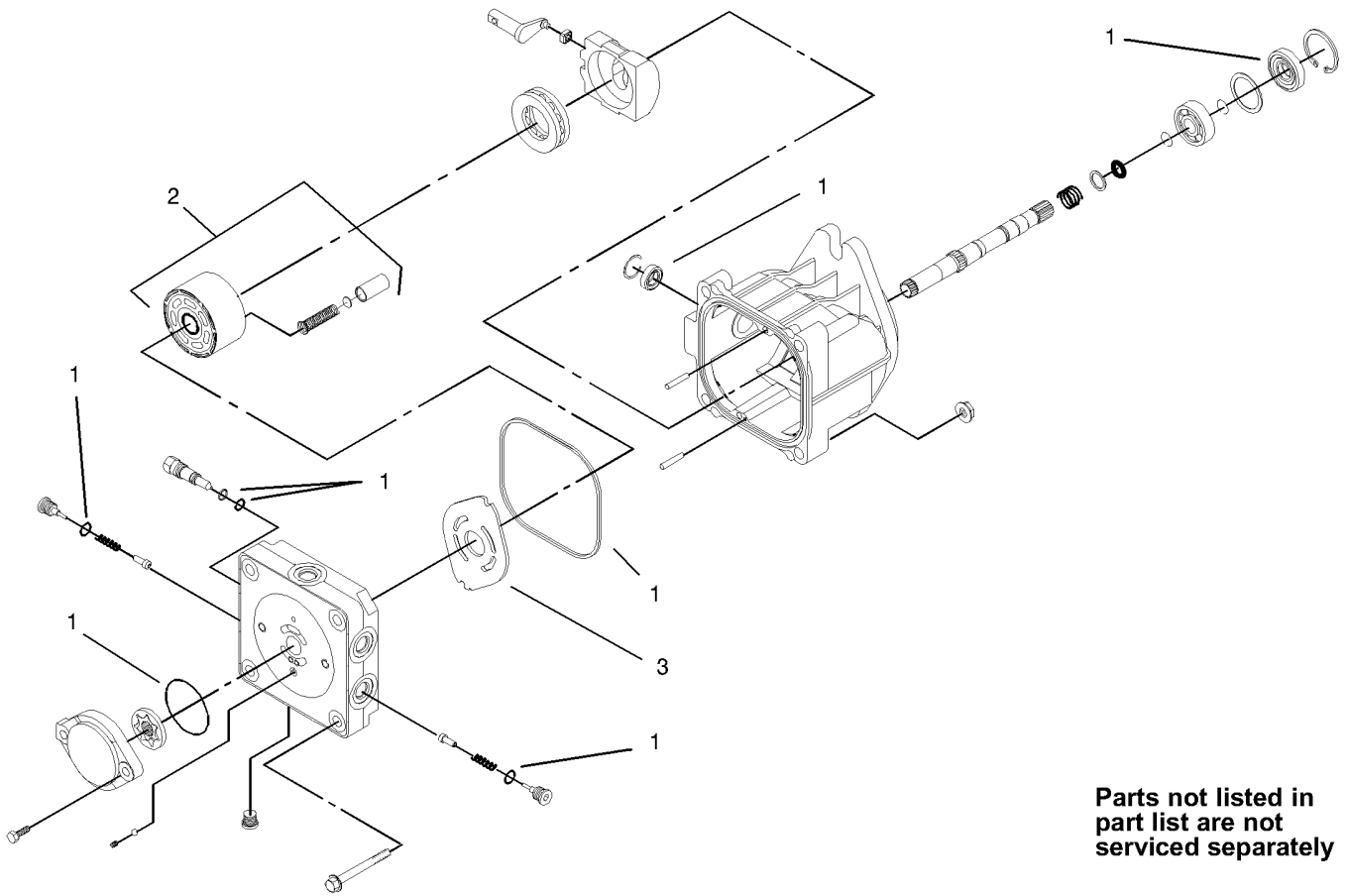
Filter / Water Separator Assembly No. 63-7650

<i>Ref.</i>	<i>Part Number</i>	<i>Qty.</i>	<i>Description</i>
1	63-8280	1	Head ASM
2	63-8290	1	Vent-Air
3	63-8300	1	Element-Spin On
3:1	63-8310	1	Valve-Drain



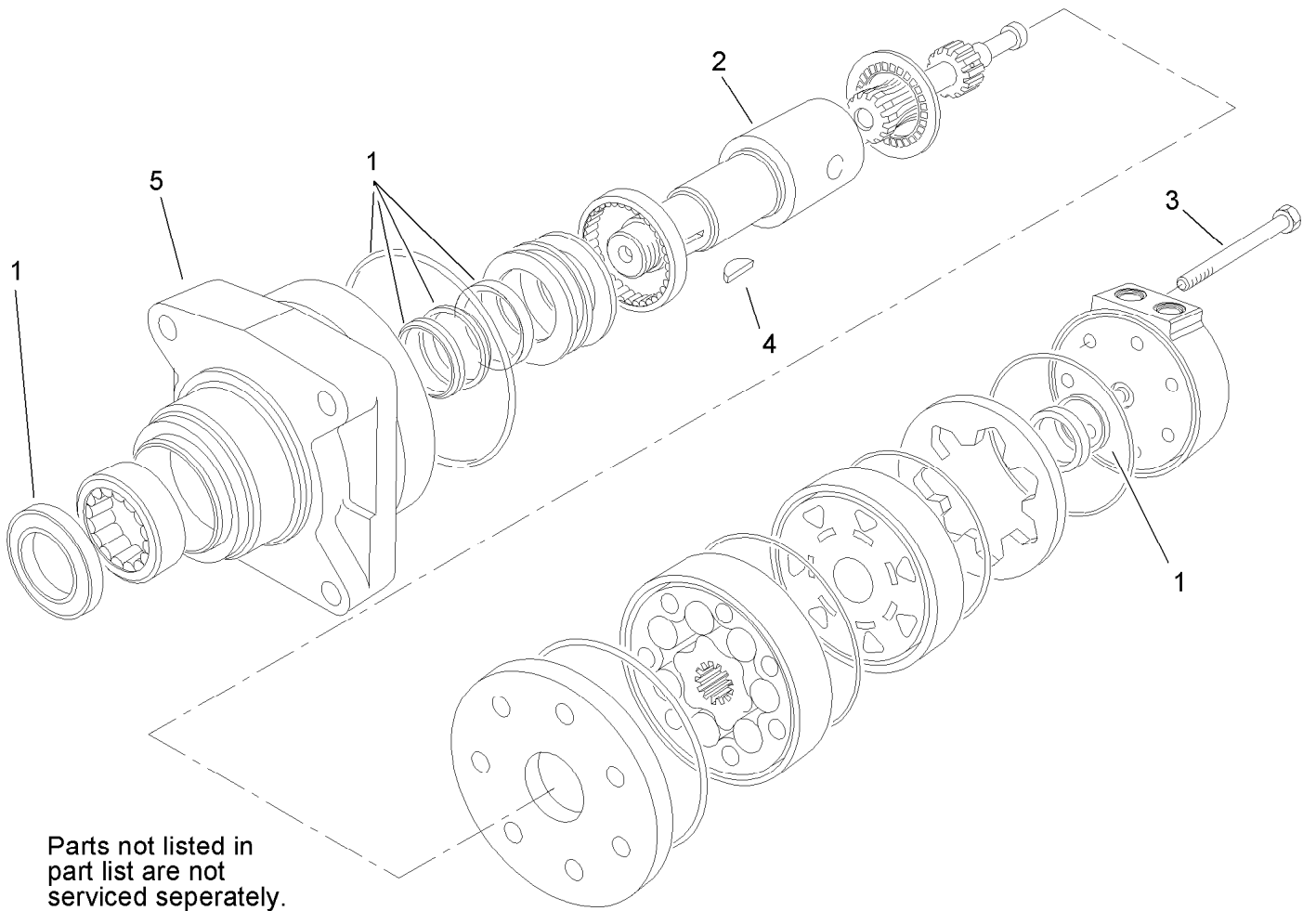
Traction Hydraulic Assembly

Ref.	Part Number	Qty.	Description	Ref.	Part Number	Qty.	Description
1	112-2444	1	HYD Hose ASM	17	340-7	4	Adapter
2	98-0200	1	HYD Tube ASM	17:1	237-65	1	O-Ring
3	340-157	1	Fitting-HYD, Tee	17:2	237-80	1	O-Ring
3:1	237-79	1	O-Ring	18	110-0099	2	Motor-HYD
3:2	237-30	2	O-Ring	19	3253-7	8	Washer-Lock
4	106-9330	1	HYD Tube ASM	20	325-12	8	Screw-HH
5	340-109	1	Fitting-HYD, Tee	21	354-120	1	Fitting-HYD, 90 DEG
5:1	237-79	1	O-Ring	21:1	237-79	1	O-Ring
5:2	237-30	2	O-Ring	22	103-1964	1	Hose-Drain, Oil
6	340-98	2	Fitting-HYD, 90 DEG	23	354-94	1	Fitting-Female, Barbed
6:1	237-79	1	O-Ring	26	2412-108	2	Clamp-Worm
6:2	237-30	1	O-Ring	28	68-6150	1	Breather
7	107-3631	1	HYD Hose ASM	29	98-2763-03	2	Plate-Mounting, Wheelmotor
8	107-3632	1	HYD Hose ASM	30	100-4240	1	Fitting-Adapter
9	108-6348	1	HYD Hose ASM	30:1	237-30	1	O-Ring
10	112-2441	1	HYD Hose ASM	30:2	237-81	1	O-Ring
11	32128-23	4	Nut-HF	31	100-4836	1	Fitting-Tee
12	106-9590	1	Pump-HYD, RH	32	237-58	2	O-Ring
13	106-9591	1	Pump-HYD, LH	33	325-6	4	Screw-HH
14	3334-945	1	Cable Tie	34	108-6306	1	Valve-Check, HYD
15	99-6160	2	Fitting-Elbow, 90 DEG	34:1	237-58	1	O-Ring
15:1	237-30	1	O-Ring	34:2	237-81	1	O-Ring
15:2	237-79	1	O-Ring	35	107-3634	1	HYD Tube ASM
16	340-155	2	Fitting-HYD, Straight	36	107-3633	1	HYD Tube ASM
16:1	237-79	1	O-Ring	37	237-81	1	O-Ring
16:2	237-151	1	O-Ring				



Hydraulic Pump Assembly No. 106-9590 and 106-9591

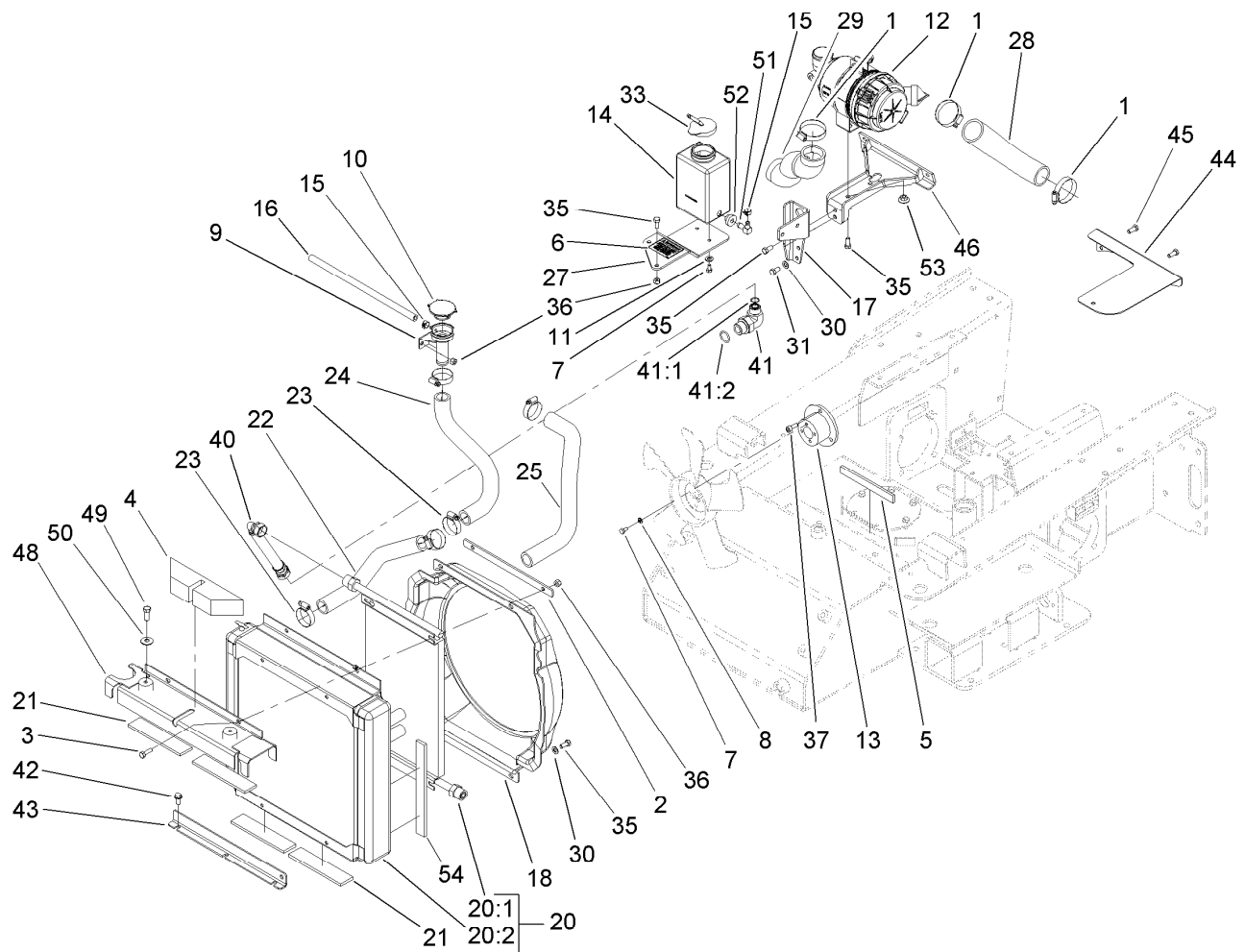
<i>Ref.</i>	<i>Part Number</i>	<i>Qty.</i>	<i>Description</i>
1	100-6110	1	Overhaul Seal Kit
2	94-1913	1	Cylinder Block ASM
3	100-6112	1	Plate-Valve



Parts not listed in
part list are not
serviced seperately.

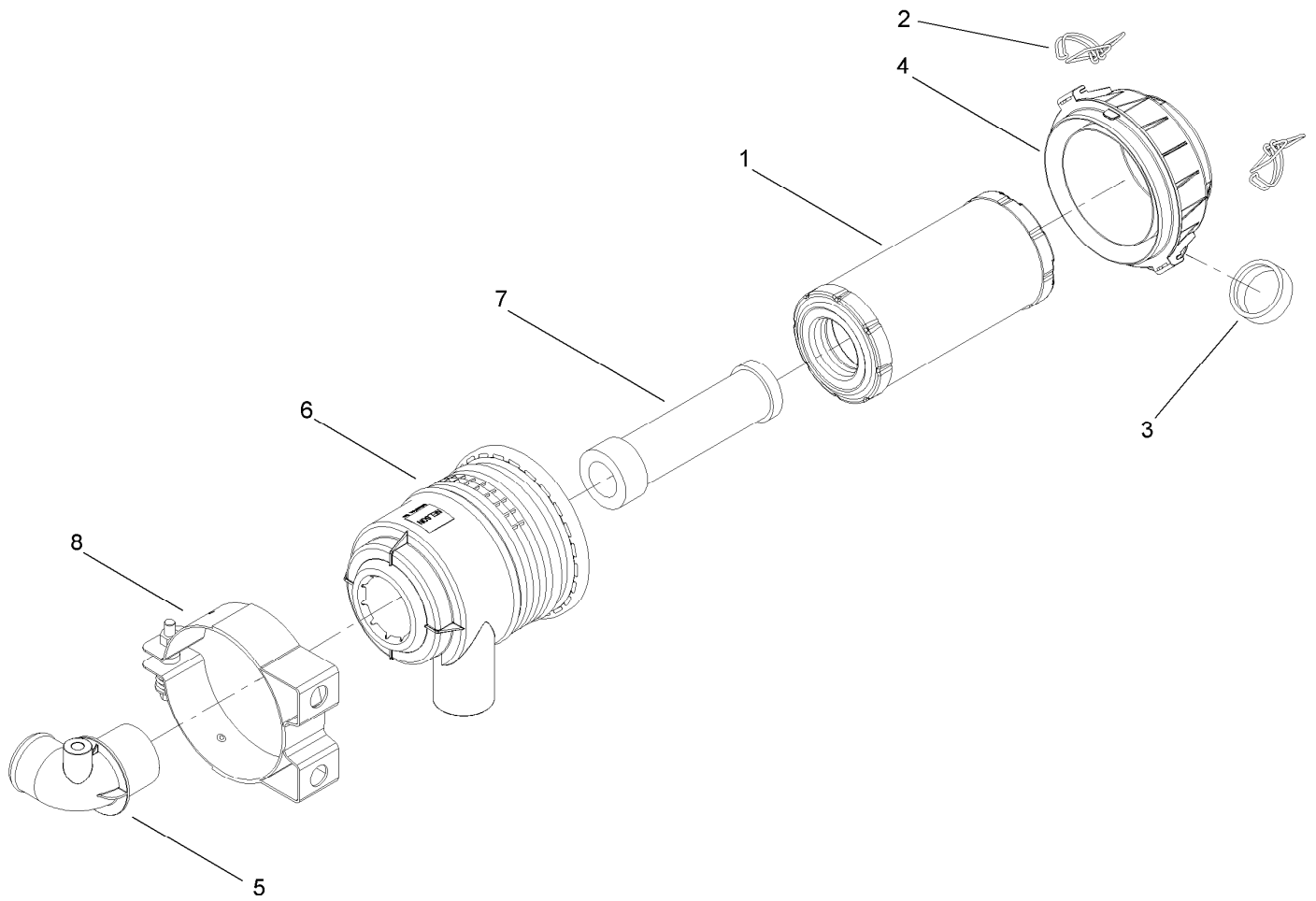
Hydraulic Motor Assembly No. 106-7654

<i>Ref.</i>	<i>Part Number</i>	<i>Qty.</i>	<i>Description</i>
1	100-6131	1	Seal Kit
2	106-7645	1	Coupling-Shaft
3	100-4241	7	Screw-HH
4	3257-42	1	Key-Woodruff
5	108-5634	1	Housing-Mount, Motor



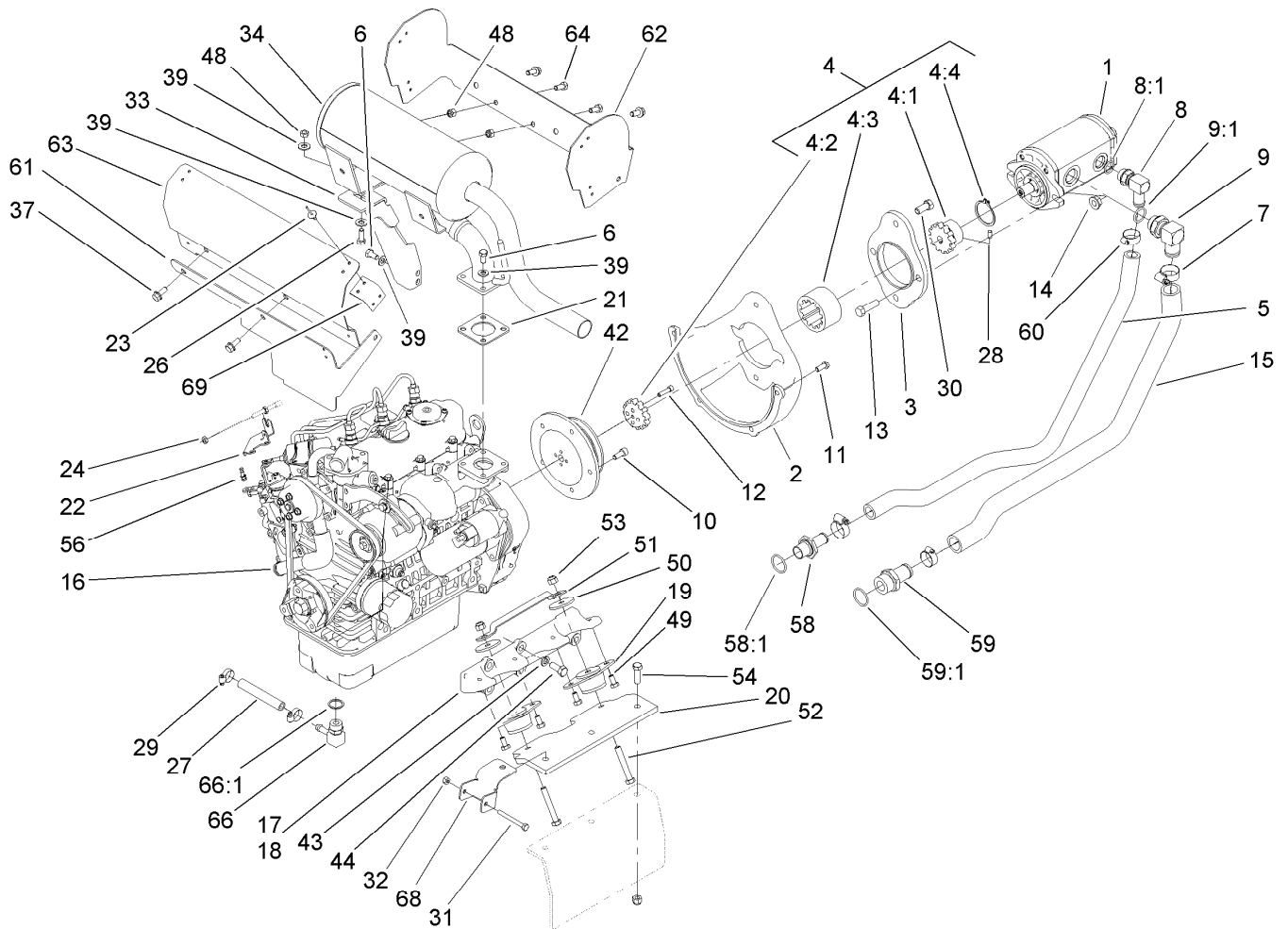
Radiator and Air Cleaner Assembly

Ref.	Part Number	Qty.	Description	Ref.	Part Number	Qty.	Description
1	2412-92	3	Clamp-Hose	25	112-2459	1	Hose-Radiator
2	108-6395-03	1	Plate-Backing	27	112-2458-03	1	Bracket-Tank, Overflow
3	322-5	2	Screw-HH	28	108-6336	1	Hose-Air, Inlet
4	108-6372	1	Seal-Foam	29	112-2431	1	Hose-Air
5	112-2466	1	Pad-Rubber	30	3256-23	4	Washer-Flat
6	112-2472	1	Decal-Radiator, Fill	31	99-5132	2	Bolt
7	321-2	6	Screw-HH	33	1-643164	1	Cap-Tank, Overflow
8	3253-3	4	Washer-Lock	35	322-3	10	Screw-HH
9	108-6312	1	Tube-Filler, Radiator	36	3296-29	8	Nut-Lock, NI
10	93-5957	1	Cap-Radiator	37	108-6343	3	Screw
11	3256-22	2	Washer-Flat	40	112-2442	1	HYD Hose ASM
12	99-3160	1	Air Cleaner ASM	41	340-139	1	Fitting-HYD, 90 DEG
13	108-6207-03	1	Spacer-Fan, Mount	41:1	237-81	1	O-Ring
14	1-643163	1	Tank-Overflow	41:2	237-65	1	O-Ring
15	92-2379	2	Clamp-Hose	42	32144-11	3	Screw-HWHTF
16	110-4110	1	Hose-Fuel	43	108-6397-03	1	Mount-Radiator
17	107-3645-03	1	Mount-Filter, Air	44	108-6362	1	Plate-Baffle, Starter
18	108-6347	1	Shroud-Fan	45	33114-020	2	Screw-HH
20	106-9596	1	Radiator And Oil Cooler ASM	46	108-6390-03	1	Bracket ASM
20:1	106-9597	1	Cooler-Oil, HYD	48	112-2440-03	1	Radiator Bracket ASM
20:2	106-9595	1	Radiator	49	323-6	2	Screw-HH
21	112-2401	4	Pad-Rubber	50	3290-461	2	Washer-Spring
22	108-6309	1	Hose-Radiator	51	1-643259	1	Fitting-Elbow
23	2412-34	6	Clamp-Hose	52	1-513645	1	Bushing-Valve, Fuel
24	108-6310	1	Hose-Radiator	53	32128-20	2	Nut-HF
				54	112-2529	2	Foam-Seal



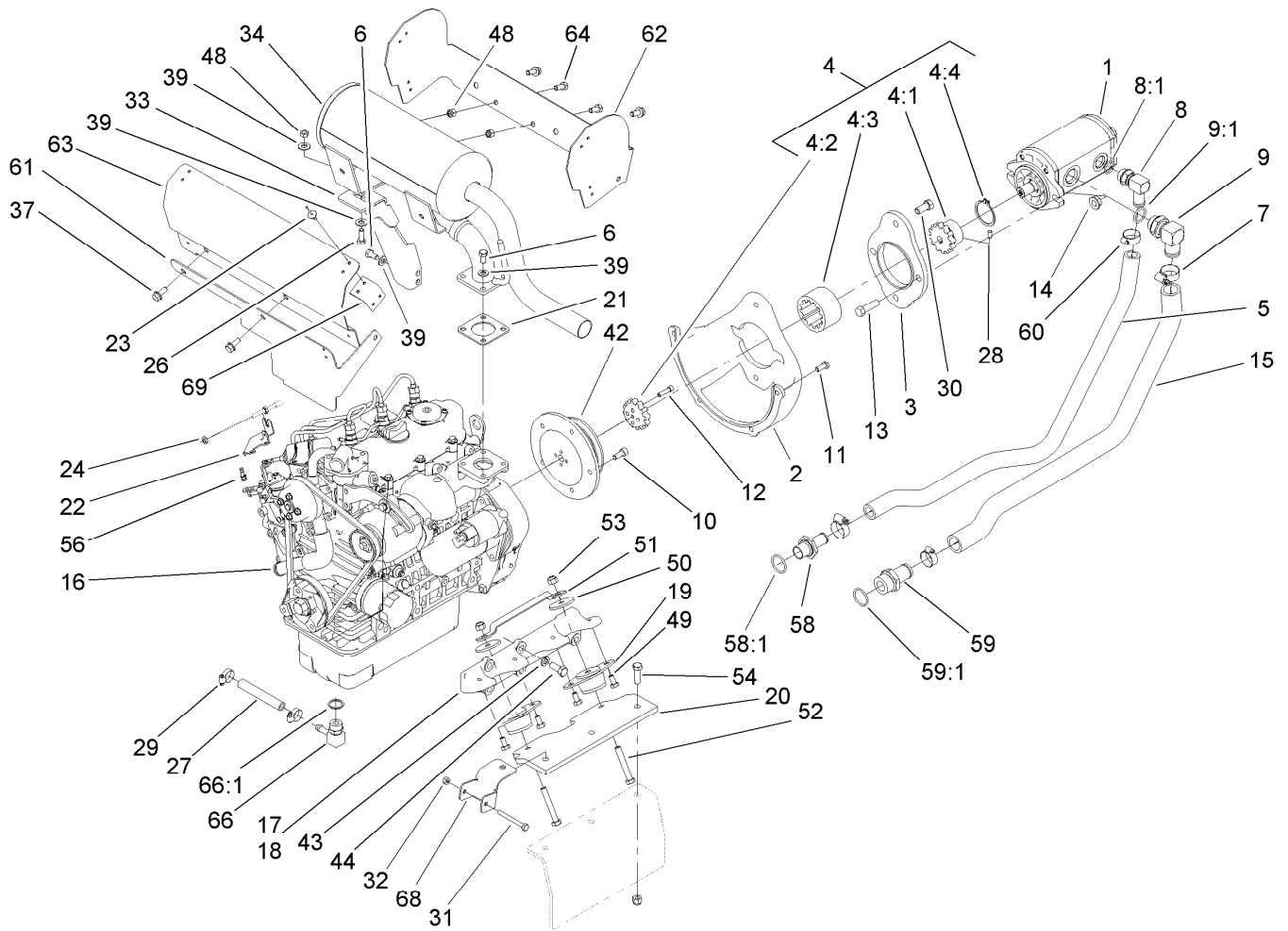
Air Cleaner Assembly No. 99-3160

<i>Ref.</i>	<i>Part Number</i>	<i>Qty.</i>	<i>Description</i>
1	99-3173	1	Element-Filter, Air
2	99-3174	2	Clip-Cleaner, Air
3	99-3175	1	Valve-Ejector, Dust
4	99-3176	1	Cover
5	99-3183	1	Tube ASM
6	99-3184	1	Housing
7	99-3198	1	Filter-Safety
8	99-3197	1	Mounting Bracket ASM



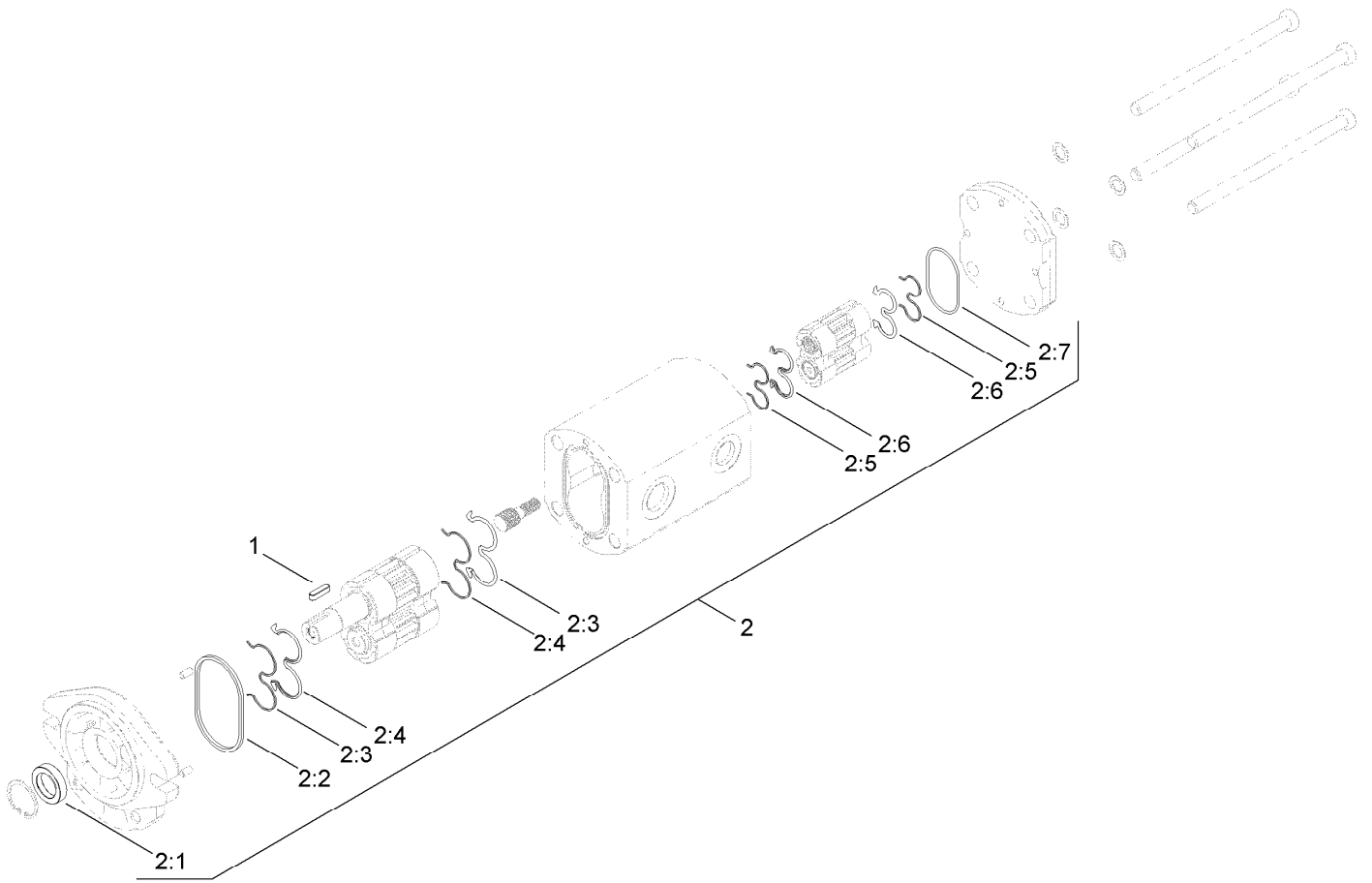
Engine and Pump Assembly

Ref.	Part Number	Qty.	Description	Ref.	Part Number	Qty.	Description
1	106-9589	1	Pump-HYD	22	108-5922	1	Bracket-Support, Throttle
2	108-6235-03	1	Pump-Mount	23	146489	16	Rivet
3	108-6211-03	1	Plate-Mount, Pump	24	3220-1	2	Nut-Jam
4	108-6314	1	Coupling ASM	26	322-4	1	Screw-HH
4:1	106-9562	1	Hub-Coupling	27	108-6345	1	Hose-Drain
4:2	106-9587	1	Sleeve-Hub	28	3245-9	1	Screw-Set, HSH
4:3	106-9561	1	Sleeve-Coupling	29	2412-36	2	Clamp-Hose
4:4	108-6383	1	Ring-Snap, Coupling	30	324-4	2	Screw-HH
5	108-6315	1	Hose-Formed, Suction	31	321-18	2	Screw-HH
6	99-5132	6	Bolt	32	32152-4	2	Nut-Lock, Cone
7	2412-34	2	Clamp-Hose	33	112-2403-03	1	Support-Muffler
8	87-8170	1	Fitting	34	106-9584	1	Muffler ASM
8:1	237-80	1	O-Ring	37	3234-5	4	Screw-HHF
9	100-4202	1	Fitting-HYD, 90 DEG	39	3256-23	8	Washer-Flat
9:1	237-81	1	O-Ring	42	106-9588-03	1	Pulley
10	108-6343	5	Screw	43	42-9600	10	Washer-Lock, Spring
11	33114-020	4	Screw-HH	44	43-0090	10	Screw-HH
12	3274-26	4	Screw-HSH	48	32152-1	6	Nut-Lock, Cone
13	324-6	2	Screw-HH	49	322-2	8	Screw-HH
14	32128-42	2	Nut-HF	50	63-7400	4	Washer-Rebound
15	108-6316	1	Hose-Formed, Suction	51	108-6340-03	2	Strap-Rebound
16	106-9592	1	Engine-Kubota	52	323-12	4	Screw-HH
17	108-6269-03	1	Mount-Engine, LH	53	3296-39	10	Nut-Lock, NI
18	108-6271-03	1	Mount-Engine, RH	54	323-7	6	Screw-HH
19	107-3640	4	Mount-Engine	56	108-5928	1	Swivel-Stop, Cable
20	107-3617-03	2	Plate-Mount, Engine	58	99-6932	1	Fitting-Hose, Barbed
21	99-8343	1	Gasket-Muffler	58:1	237-117	1	O-Ring
				59	354-78	1	Connector-Hose



Engine and Pump Assembly (continued)

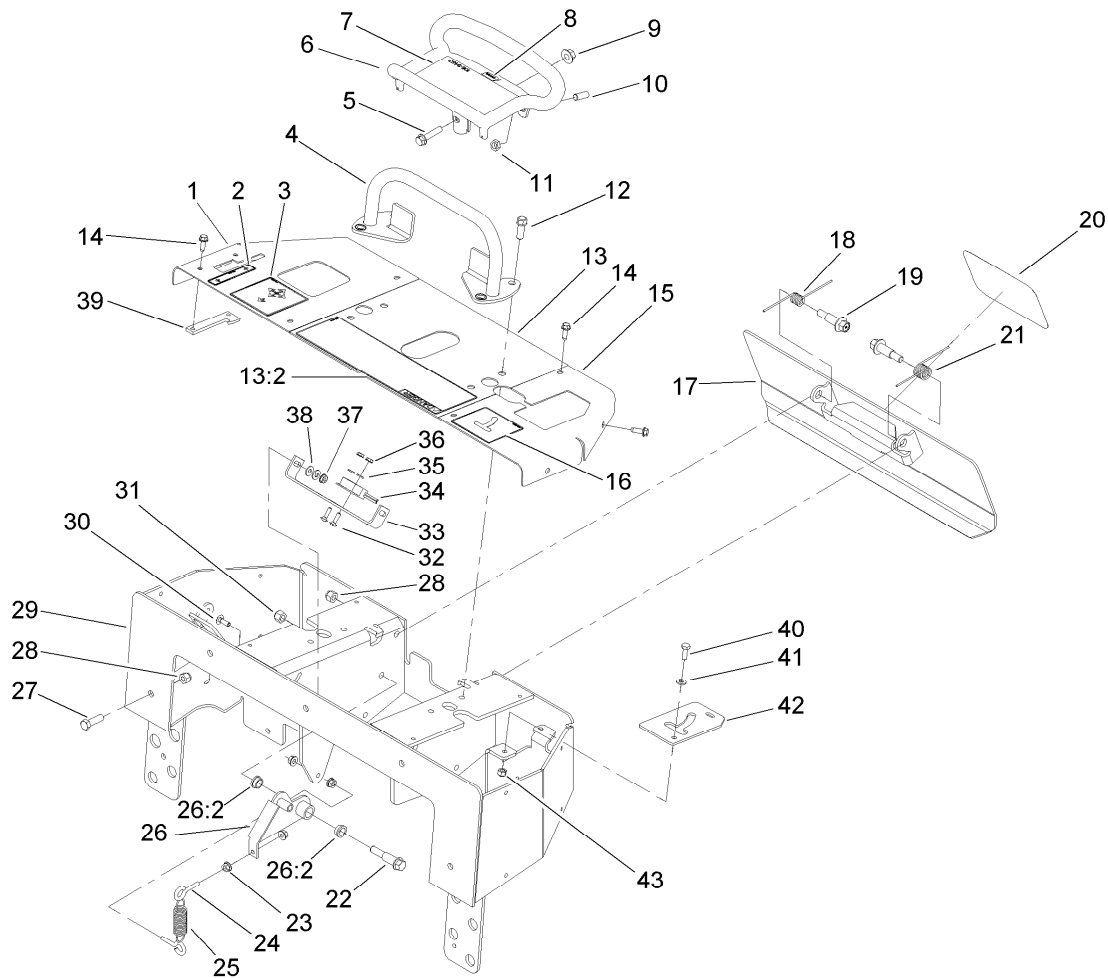
<i>Ref.</i>	<i>Part Number</i>	<i>Qty.</i>	<i>Description</i>	<i>Ref.</i>	<i>Part Number</i>	<i>Qty.</i>	<i>Description</i>
59:1	237-146	1	O-Ring	64	322-3	3	Screw-HH
60	2412-129	2	Clamp-Hose	66	112-2404	1	Fitting-Barbed, 90 DEG
61	108-6356	1	Plate-Baffle, Lower	66:1	112-2525	1	Washer-Seal, Bonded
62	108-6354	1	Plate-Baffle	68	112-2429-03	2	Guide-Cable
63	108-6355	1	Plate-Baffle, Muffler	69	112-2449	4	Bracket-Shield



Hydraulic Pump Assembly No. 106-9589

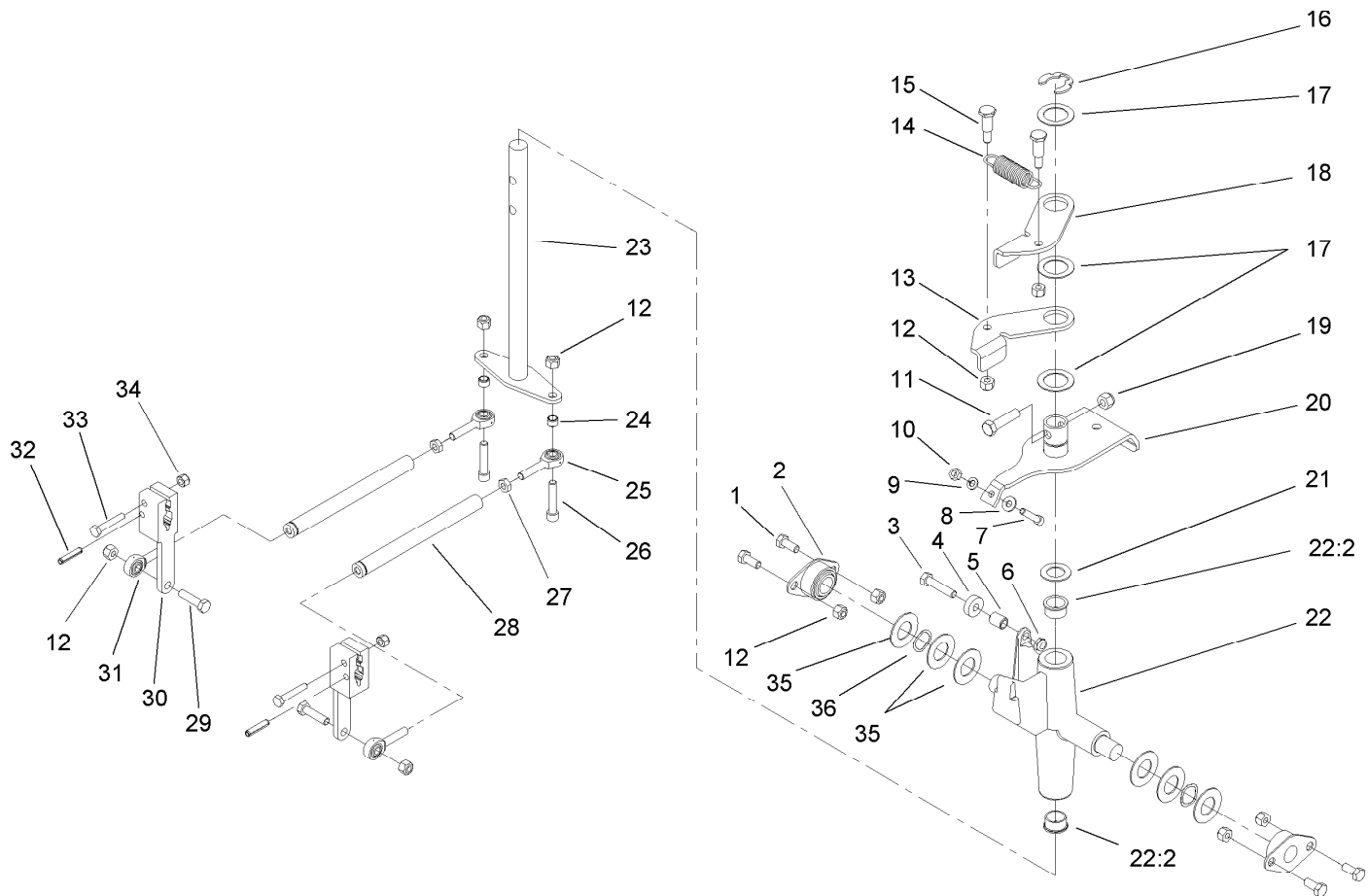
<i>Ref.</i>	<i>Part Number</i>	<i>Qty.</i>	<i>Description</i>
1	100-4238	1	Key-Square
2	107-9316	1	Seal Kit
2:1		1	Seal-Shaft ●
2:2		1	Seal-Square ●
2:3		2	Ring-Backup ●
2:4		2	Seal-Gear ●
2:5		2	Ring-Backup ●
2:6		2	Seal-Gear-Rear ●
2:7		1	O-Ring ●

● Not serviced separately



Control Panel Assembly

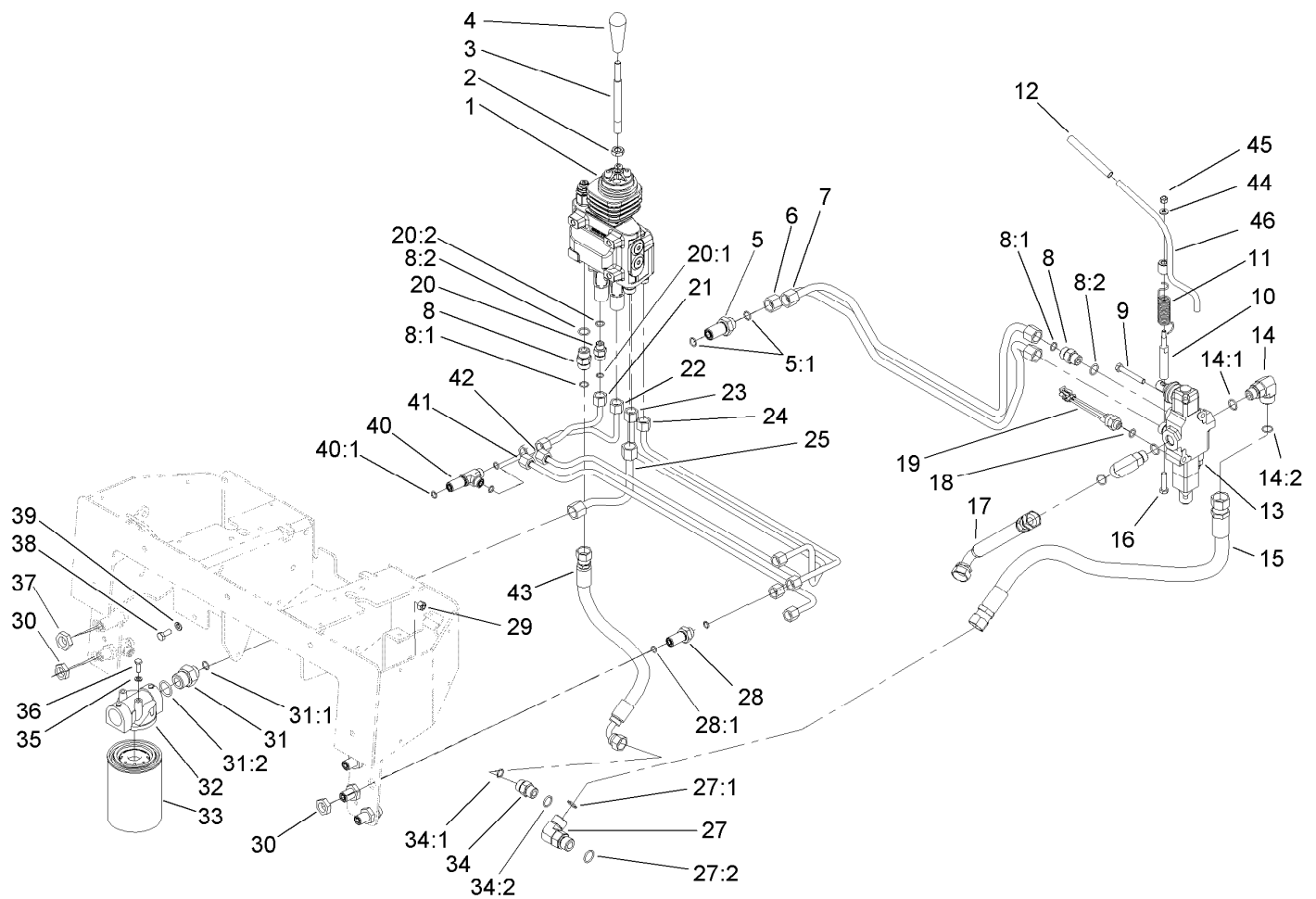
<i>Ref.</i>	<i>Part Number</i>	<i>Qty.</i>	<i>Description</i>	<i>Ref.</i>	<i>Part Number</i>	<i>Qty.</i>	<i>Description</i>
1	106-9375-01	1	Panel-RH	23	32128-32	4	Nut-HHF
2	108-4671	1	Decal-Brake	24	71-2870	2	Bolt-Eye
3	108-4670	1	Decal-Loader	25	105-1210	1	Spring-Extension
4	106-7715	1	Reference Bar ASM	26	100-4203	1	Neutral Centering Lever ASM
5	3234-18	1	Screw-HHF	26:2	256-156	2	Bushing-Flange
6	106-7614-03	1	Handle-Control	27	323-7	5	Screw-HH
7	106-9453	1	Decal-Traction	28	3296-39	7	Nut-Lock, NI
8	98-1459	1	Decal	29	106-9368-01	1	Control Panel ASM
9	32128-43	1	Nut-Flange	30	3229-1	2	Screw-CARR
10	3247-6	2	Screw-Set	31	3296-6	1	Nut-Lock
11	3218-3	2	Nut-Jam	32	3229-20	2	Screw-CARR
12	95-1726	4	Screw-Taptite	33	100-1263	1	Plate-Switch
13	108-4673	1	Center Panel ASM	34	100-1270	1	Switch-Proximity
13:2	108-4674	1	Decal-Danger	35	3256-51	2	Washer-Flat
14	9266714	10	Screw-HWH	36	32149-7	2	Nut-Keps
15	98-8428-01	1	Panel-LH	37	32149-2	2	Nut-Keps
16	108-4686	1	Decal-Auxiliary	38	3256-22	4	Washer-Flat
17	98-8417-03	1	Reverse Plate ASM	39	108-4682-01	1	Plate-Locking, Brake
18	98-8425	1	Spring-Torsion, LH	40	321-4	2	Screw-HH
19	62-1330	2	Bolt-Shoulder	41	3256-16	2	Washer-Flat
20	105-1217	1	Decal	42	108-4685-01	1	Plate-Stop
21	98-8424	1	Spring-Torsion, RH	43	3296-42	2	Nut-Lock, NI
22	66-0560	1	Bolt-Shoulder				



Traction Control Assembly

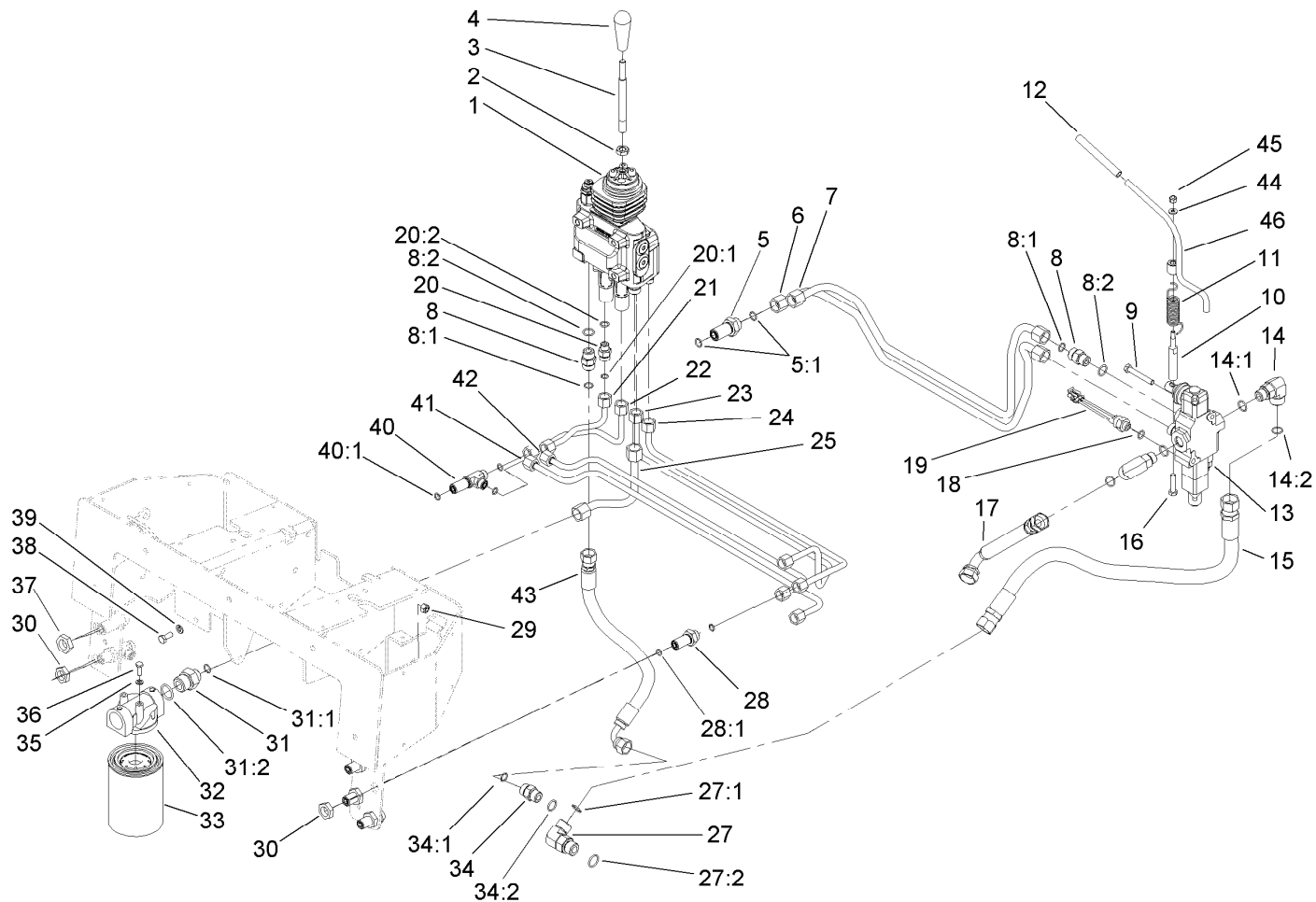
<i>Ref.</i>	<i>Part Number</i>	<i>Qty.</i>	<i>Description</i>
1	322-3	4	Screw-HH
2	68-2970	2	Bushing
3	322-7	1	Screw-HH
4	251-259	1	Bearing-Ball
5	88-7450	1	Spacer-Lever, Control
6	3296-47	1	Nut-Lock, NI
7	3274-51	1	Screw-HSH
8	3256-22	1	Washer-Flat
9	3253-3	1	Washer-Lock
10	3217-5	1	Nut-Hex
11	323-8	1	Screw-HH
12	3296-29	10	Nut-Lock, NI
13	98-8407	1	Lever-Return, RH
14	105-1210	1	Spring-Extension
15	63-2650	2	Screw-Shoulder
16	32151-91	1	Ring-Retaining
17	108-9743	3	Washer-Plain
18	98-8408	1	Lever-Return, LH
19	3296-39	1	Nut-Lock, NI

<i>Ref.</i>	<i>Part Number</i>	<i>Qty.</i>	<i>Description</i>
20	104-9968	1	Pivot Lever ASM
21	257-8	1	Washer-Thrust
22	106-5737	1	Control Support ASM
22:2	256-252	2	Bearing-Flange
23	106-5745	1	Drive Rod ASM
24	92-3133	2	Spacer-Lever, Traction
25	2411-52	2	Bearing-Rod End, RH
26	3274-83	2	Screw-HSH
27	3220-2	2	Nut-Jam
28	95-3711	2	Rod-Linkage
29	322-6	2	Screw-HH
30	106-5739	2	Arm-Control, Pump
31	2411-53	2	Bearing-Rod End, LH
32	100-5440	2	Pin-Spring, Slotted
33	321-9	2	Screw-HH
34	3296-42	2	Nut-Lock, NI
35	3256-39	6	Washer-Flat
36	95-3703	2	Washer-Spring, Wave



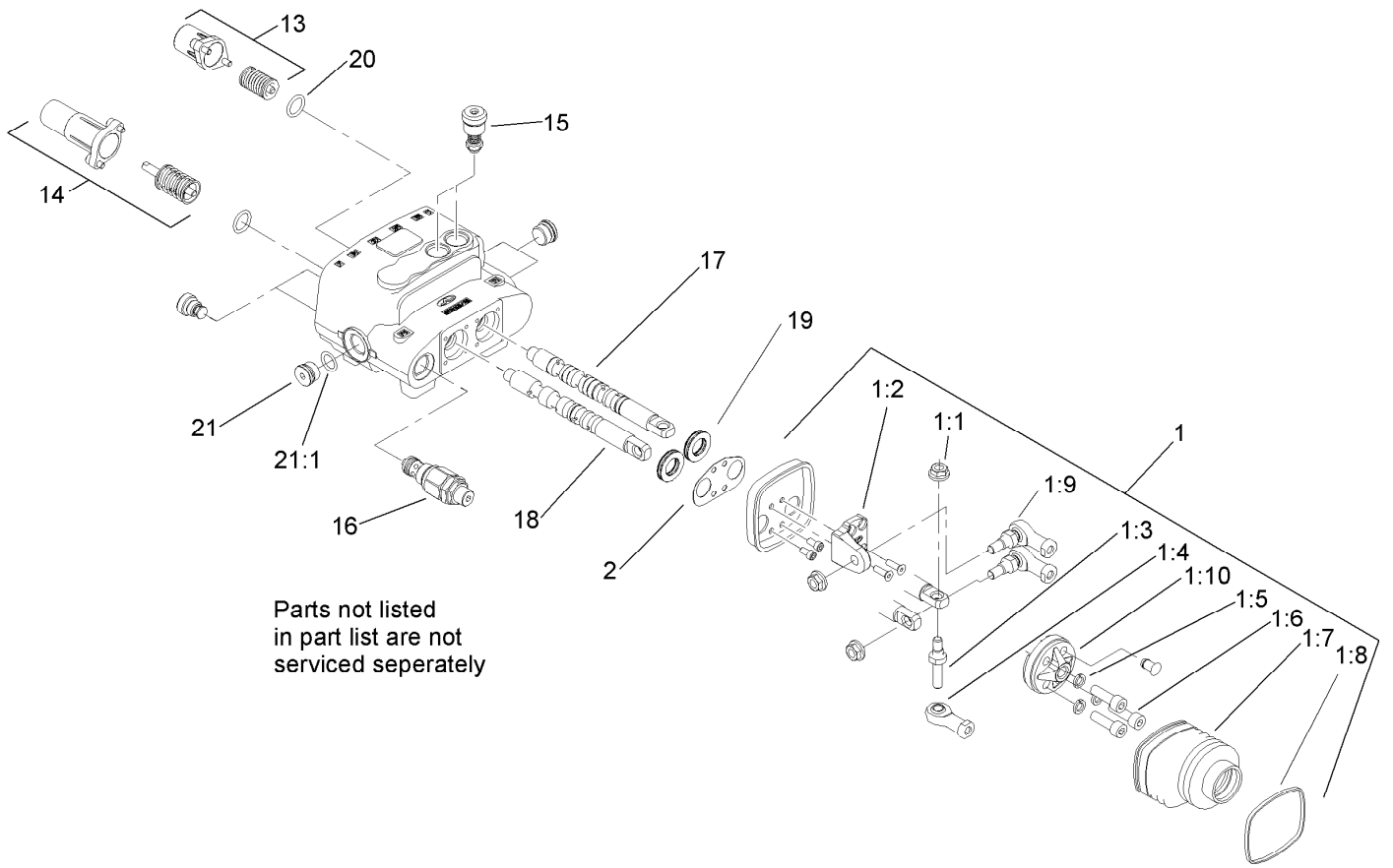
Principal Hydraulic Assembly

Ref.	Part Number	Qty.	Description	Ref.	Part Number	Qty.	Description
1	106-9307	1	2 Spool Valve ASM	21	106-9315	1	HYD Tube ASM
2	51-2070	1	Nut	22	106-9313	1	HYD Tube ASM
3	108-4675	1	Shaft-Handle, Loader	23	106-9312	1	HYD Tube ASM
4	233-21	1	Knob	24	106-9314	1	HYD Tube ASM
5	340-161	2	Fitting-Bulkhead	25	106-9385	1	HYD Tube ASM
5:1	237-30	2	O-Ring	27	340-17	1	Fitting-HYD, 90 DEG
6	106-9310	1	HYD Tube ASM	27:1	237-65	1	O-Ring
7	106-9311	1	HYD Tube ASM	27:2	237-80	1	O-Ring
8	340-4	4	Fitting-HYD, Straight	28	340-71	4	Fitting-Straight, Bulkhead
8:1	237-30	1	O-Ring	28:1	237-22	2	O-Ring
8:2	237-79	1	O-Ring	29	3296-29	2	Nut-Lock, NI
9	322-11	2	Screw-HH	30	340-70	6	Nut-Lock
10	104-2827	1	Spacer-Hiflo	31	100-4240	1	Fitting-Adapter
11	100-6129	1	Spring-Torsion	31:1	237-30	1	O-Ring
12	92-6798	1	Cap-Rod, Tilt	31:2	237-81	1	O-Ring
13	104-2831	1	1 Spool Valve ASM	32	92-5821	1	Filter Head ASM
14	340-153	2	Fitting-Elbow, 90 DEG	33	86-3010	2	Filter-Oil
14:1	237-79	1	O-Ring	34	340-4	1	Fitting-HYD, Straight
14:2	237-151	1	O-Ring	34:1	237-30	1	O-Ring
15	108-6311	1	HYD Hose ASM	34:2	237-79	1	O-Ring
16	48-7740	1	Screw	35	3253-3	2	Washer-Lock
17	112-2443	1	HYD Hose ASM	36	321-4	2	Screw-HH
18	237-42	1	O-Ring	37	340-127	2	Nut-Bulkhead
19	72-4310	1	Switch-Ball	38	322-3	3	Screw-HH
20	340-2	4	Fitting-HYD, Straight	39	3253-4	3	Washer-Lock
20:1	237-22	1	O-Ring	40	340-68	2	Fitting-Tee, Bulkhead
20:2	237-42	1	O-Ring	40:1	237-22	3	O-Ring



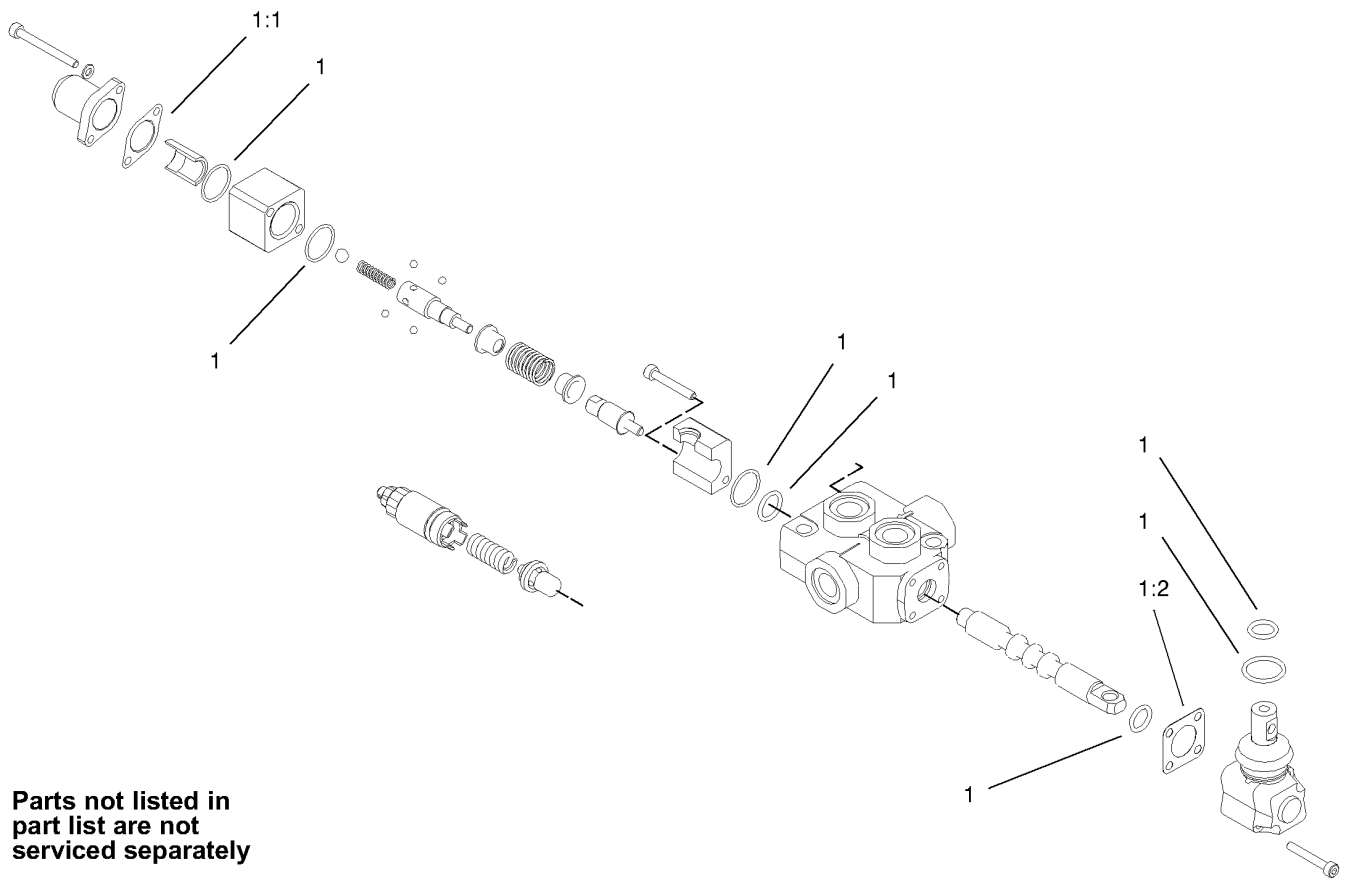
Principal Hydraulic Assembly (continued)

Ref.	Part Number	Qty.	Description	Ref.	Part Number	Qty.	Description
41	106-9316	1	HYD Tube ASM	44	3256-16	1	Washer-Flat
42	106-9317	1	HYD Tube ASM	45	3296-42	1	Nut-Lock, NI
43	108-6317	1	HYD Hose ASM	46	100-4246	1	Auxiliary Lever ASM



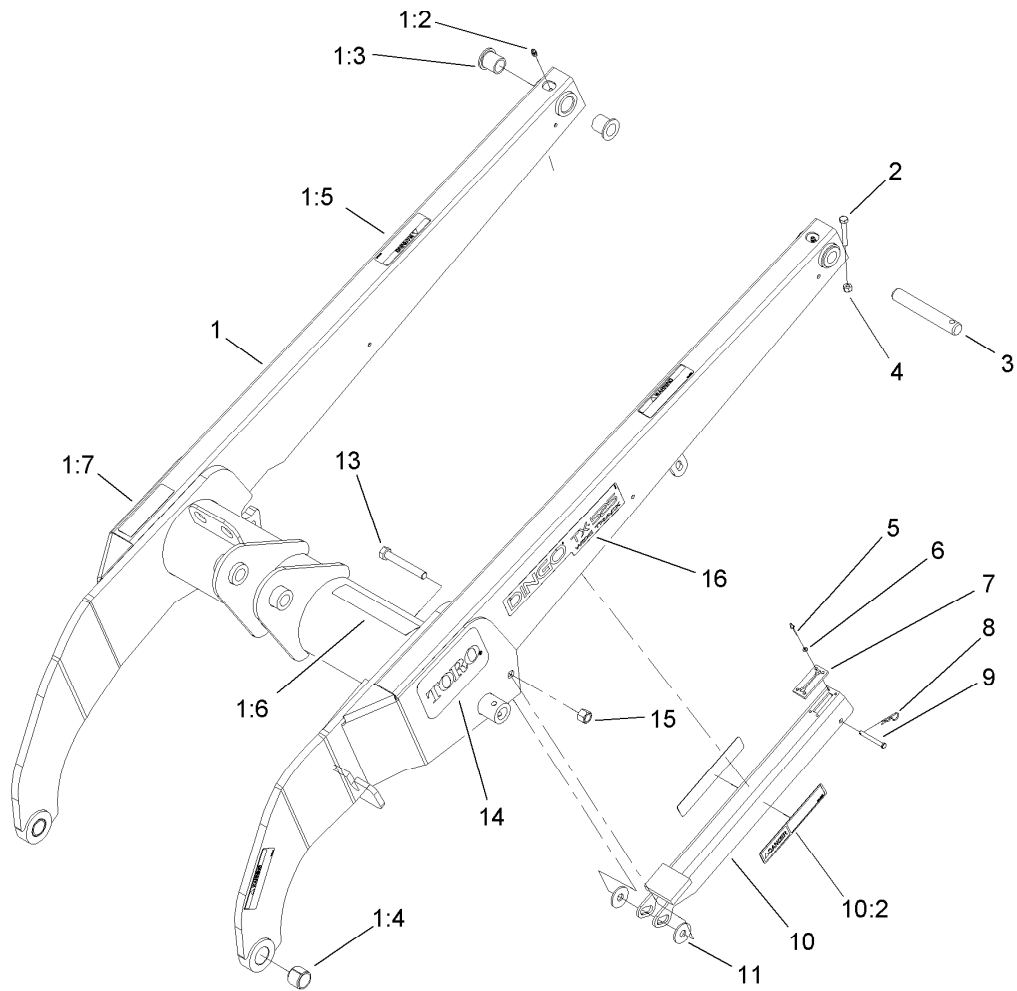
Two Spool Valve Assembly No. 106-9307

<i>Ref.</i>	<i>Part Number</i>	<i>Qty.</i>	<i>Description</i>
1	106-7724	1	Joystick Kit
1:1	98-0668	3	Nut
1:2	106-7726	1	Pivot-Joystick
1:3	106-7727	1	Pin-Joystick
1:4	106-7728	1	End-Rod
1:5	42-9850	3	Washer-Lock, Spring
1:6	98-5828	3	Screw-HSH
1:7	106-7729	1	Bellow-Rubber
1:8	3290-379	1	Tie-Cable
1:9	106-7730	2	Joint-Joystick
1:10	106-7731	1	Holder-Articulated
2	106-7725	1	Seal-Joystick
13	106-7732	1	Valve Spring Kit
14	106-7733	1	Detent Spring Kit
15	106-7734	2	Valve-Relief
16	106-7735	1	Valve-Relief, Main
17	106-7736	1	Spool-Valve
18	106-7737	1	Spool-Valve
19	106-7738	2	Seal-Valve, Spool
20	106-7719	2	Seal-Valve
21	353-988	3	Plug-Hex
21:1	237-79	1	O-Ring



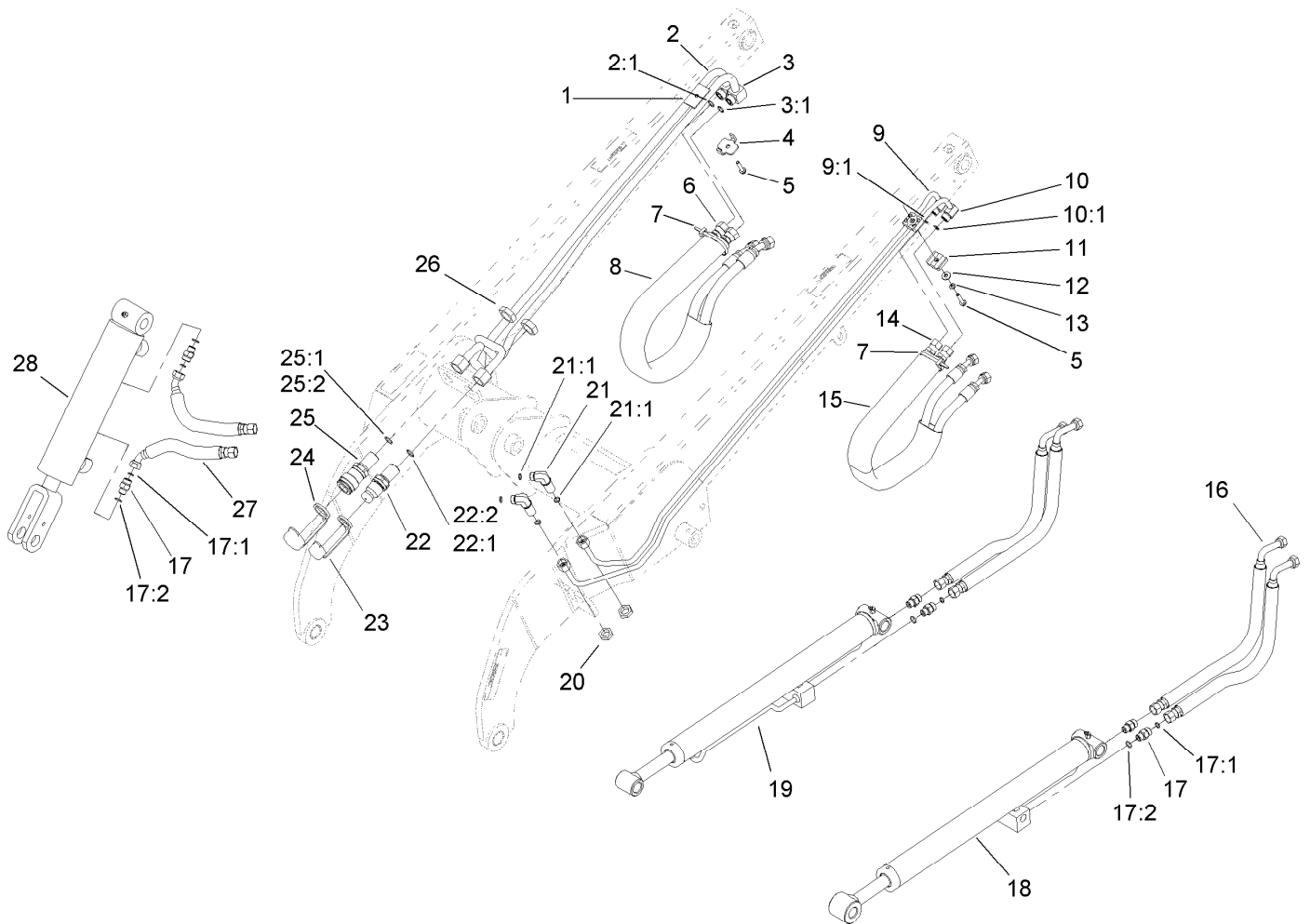
One Spool Valve Assembly No. 104-2831

<i>Ref.</i>	<i>Part Number</i>	<i>Qty.</i>	<i>Description</i>
1	99-4391	1	Seal Kit
1:1	99-3074	1	Gasket
1:2	99-3075	3	Gasket



Loader Arm Assembly

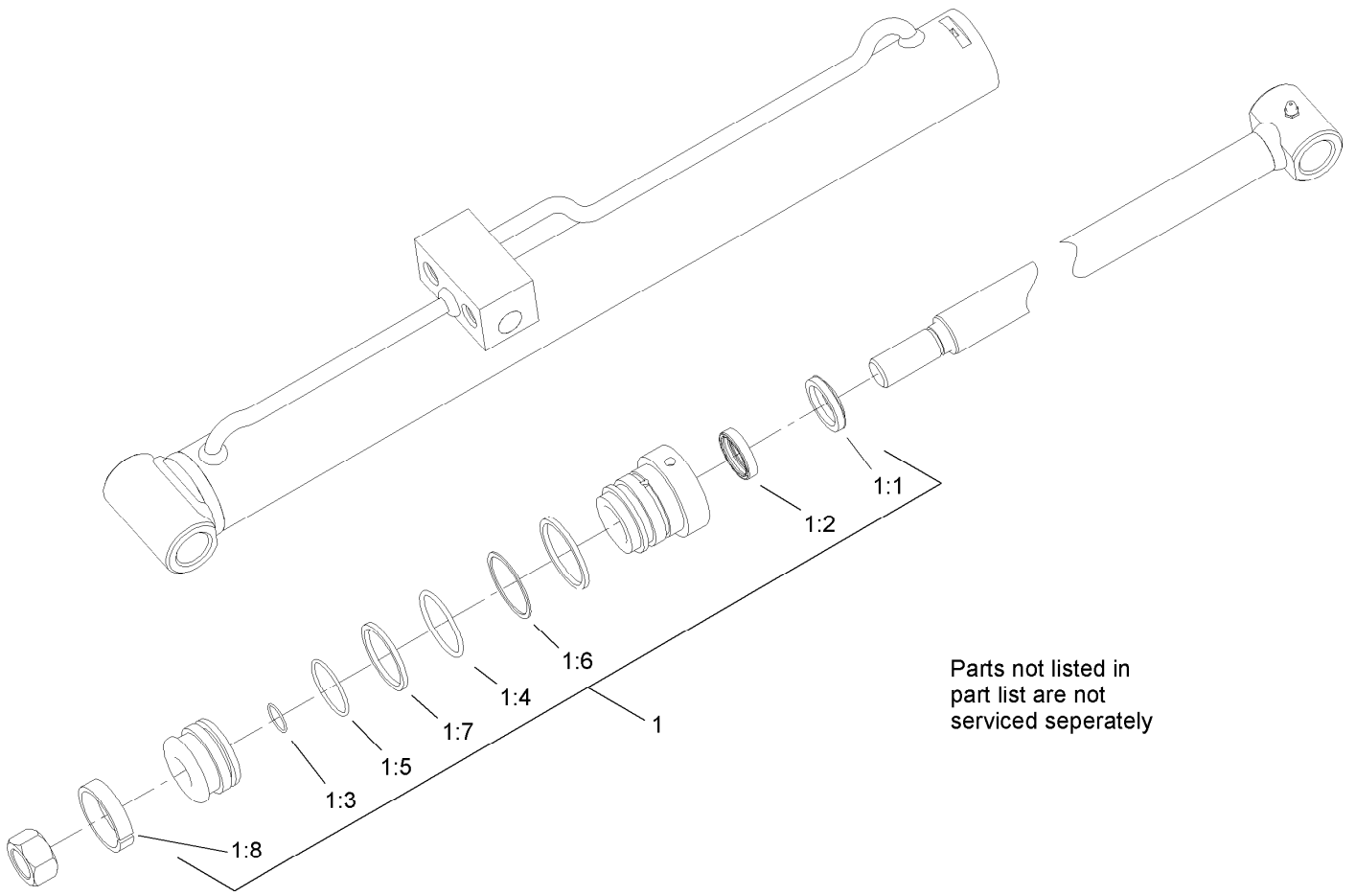
Ref.	Part Number	Qty.	Description
1	106-9350	1	Loader Arm ASM
1:2	302-5	2	Fitting-Grease
1:3	95-3577	4	Bushing
1:4	98-4871	2	Bushing-Tension
1:5	100-6141	4	Decal-Pinch
1:6	100-6132	1	Decal-Caution
1:7	100-6101	1	Decal-Caution
2	322-10	7	Screw-HH
3	104-2849	7	Pin-Locking
4	3296-29	7	Nut-Lock, NI
5	3269-8	4	Rivet-Blind
6	104-5112	4	Washer-Flat
7	98-0083	1	Stop-Rubber
8	3290-250	1	Pin-Hair
9	283-48	1	Pin-Clevis
10	100-6105	1	Locking Arm ASM
10:2	100-6135	2	Decal-Danger
11	68-1440	2	Washer-Rubber
13	325-14	1	Screw-HH
14	105-1217	2	Decal
15	3296-23	1	Nut-Lock, NI
16	112-2471	2	Decal



Loader Arm Hydraulic Assembly

Ref.	Part Number	Qty.	Description	Ref.	Part Number	Qty.	Description
1	106-9366	1	Spacer-Hardline	17	340-2	6	Fitting-HYD, Straight
2	108-6319	1	HYD Tube ASM	17:1	237-22	1	O-Ring
2:1	237-22	1	O-Ring	17:2	237-42	1	O-Ring
3	108-6320	1	HYD Tube ASM	18	104-6267	1	LH Lift Cylinder ASM
3:1	237-22	1	O-Ring	19	104-6269	1	RH Lift Cylinder ASM
4	98-0237	1	Plate-Clamp, Tube	20	340-70	2	Nut-Lock
5	32144-110	2	Screw-HWH	21	340-154	2	Union-Bulkhead
6	98-0242	2	HYD Hose ASM	21:1	237-22	2	O-Ring
7	3290-378	2	Tie-Cable	22	105-8395	1	Bulkhead Nipple ASM
8	100-6128	1	Sleeve-Protective	22:1	237-65	1	O-Ring
9	106-9364	1	HYD Tube ASM	22:2	100-6120	1	Seal Kit ●
9:1	237-22	1	O-Ring	23	100-8815	1	Cap-Dust, Nipple
10	106-9365	1	HYD Tube ASM	24	100-8816	1	Cap-Dust, Coupler
10:1	237-22	1	O-Ring	25	105-8394	1	Bulkhead Coupler ASM
11	56-7973	2	Clamp-Tube	25:1	237-65	1	O-Ring
12	3256-2	1	Washer-Flat	25:2	105-8396	1	Seal Kit ●
13	3253-3	1	Washer-Lock	26	340-74	2	Nut-Lock, Bulkhead
14	98-0213	2	HYD Hose ASM	27	98-0207	2	HYD Hose ASM
15	100-6127	1	Sleeve-Protective	28	105-8370	1	Tilt Cylinder ASM
16	98-0216	4	HYD Hose ASM				

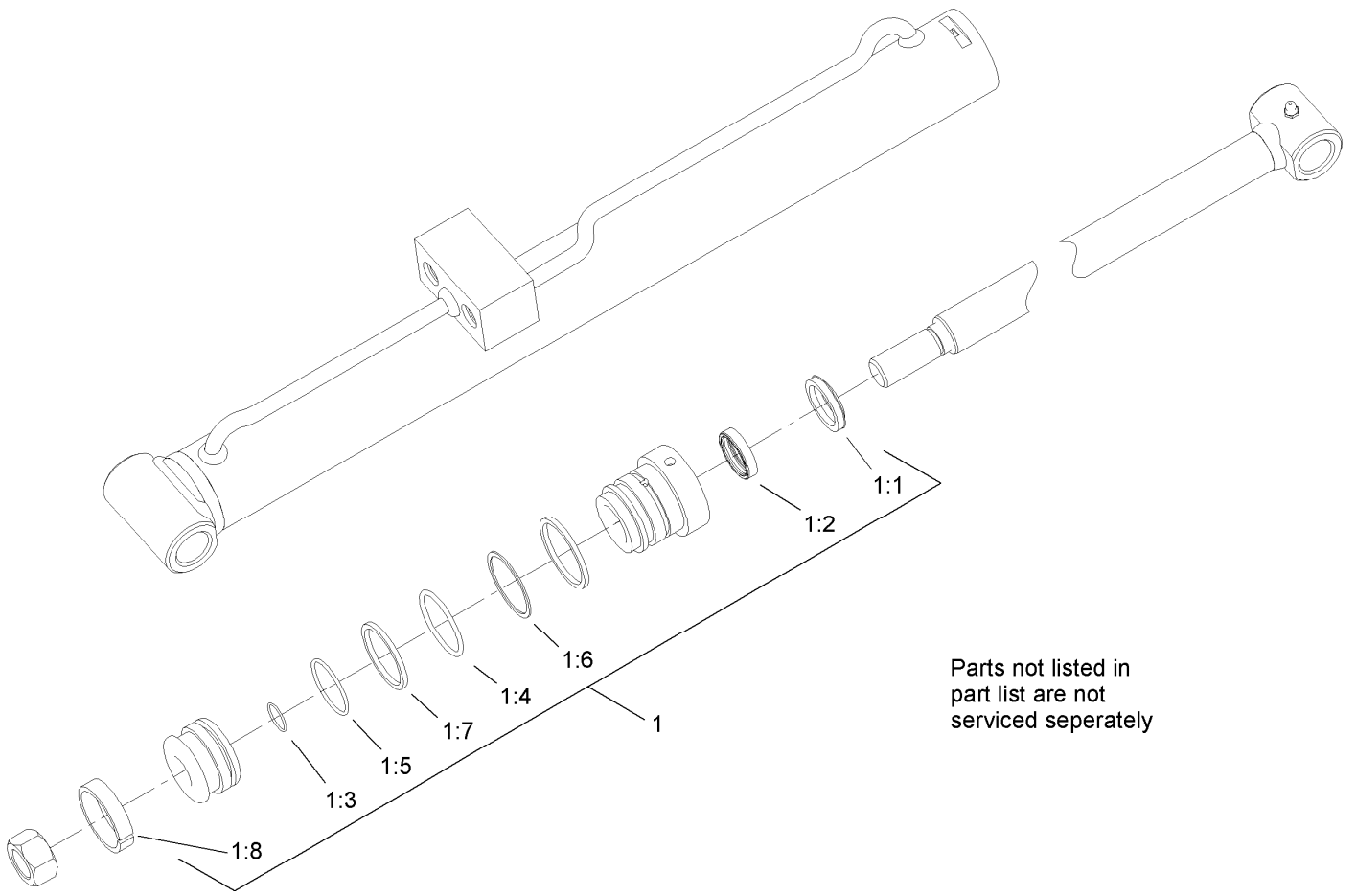
● Not illustrated



Left Hand Hydraulic Lift Cylinder Assembly No. 104-6267

<i>Ref.</i>	<i>Part Number</i>	<i>Qty.</i>	<i>Description</i>
1	104-6268	1	Seal Kit
1:1		1	Wiper ●
1:2		1	Seal ●
1:3		1	O-Ring ●
1:4		1	O-Ring ●
1:5		1	O-Ring ●
1:6		1	Back-Up ●
1:7		1	Seal ●
1:8		1	Wear Ring ●

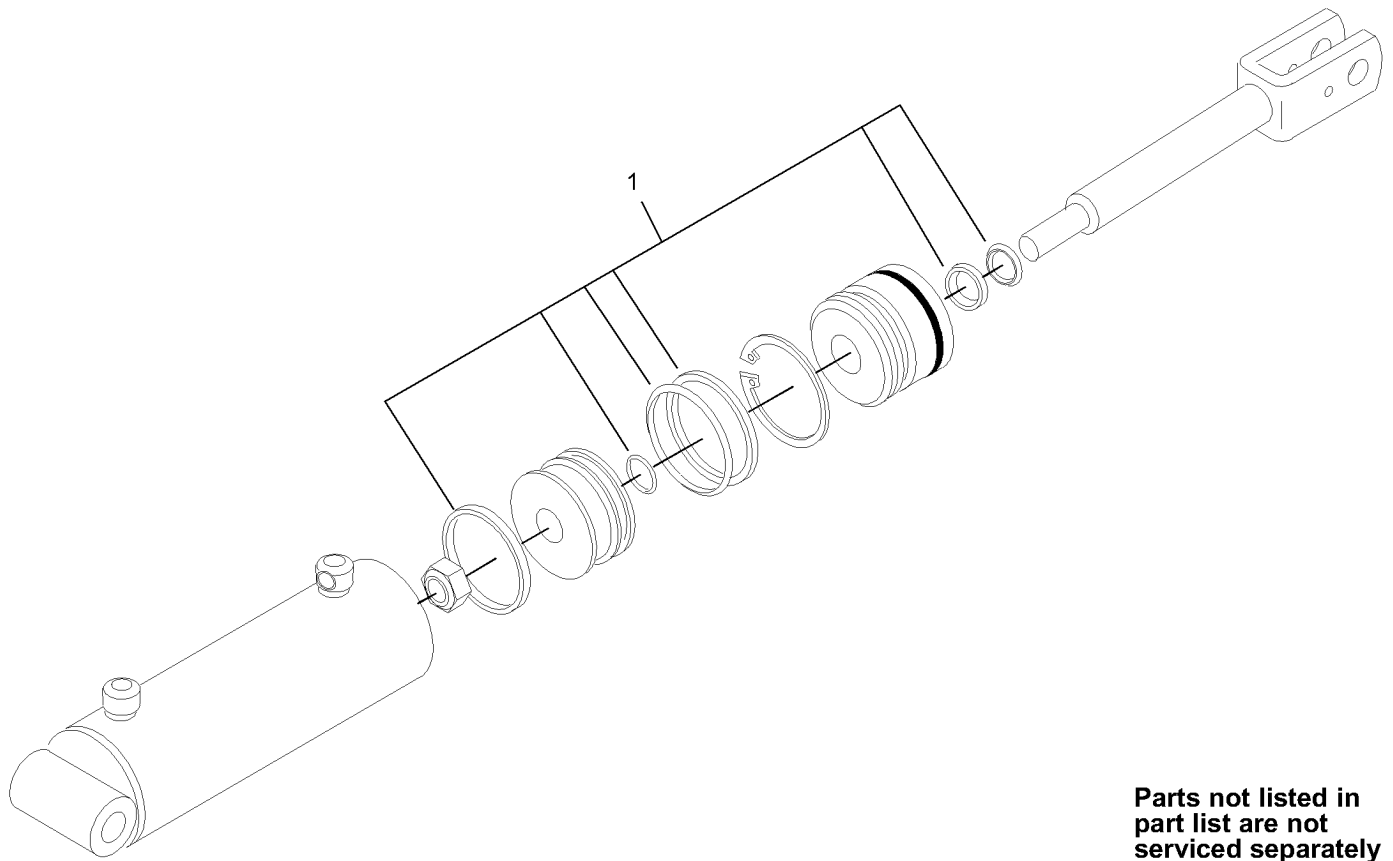
● Not serviced separately



Right Hand Hydraulic Lift Cylinder Assembly No. 104-6269

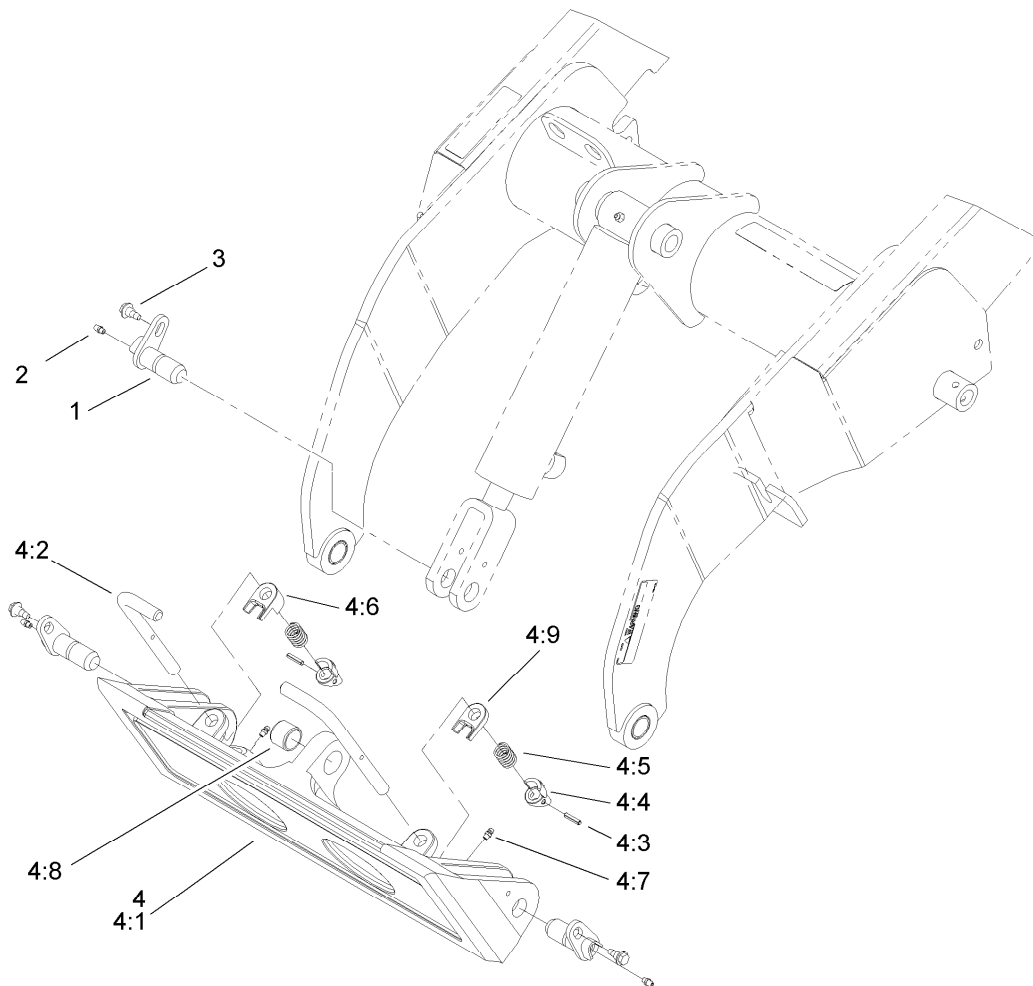
<i>Ref.</i>	<i>Part Number</i>	<i>Qty.</i>	<i>Description</i>
1	104-6268	1	Seal Kit
1:1		1	Wiper ●
1:2		1	Seal ●
1:3		1	O-Ring ●
1:4		1	O-Ring ●
1:5		1	O-Ring ●
1:6		1	Back-Up ●
1:7		1	Seal ●
1:8		1	Wear Ring ●

● Not serviced separately



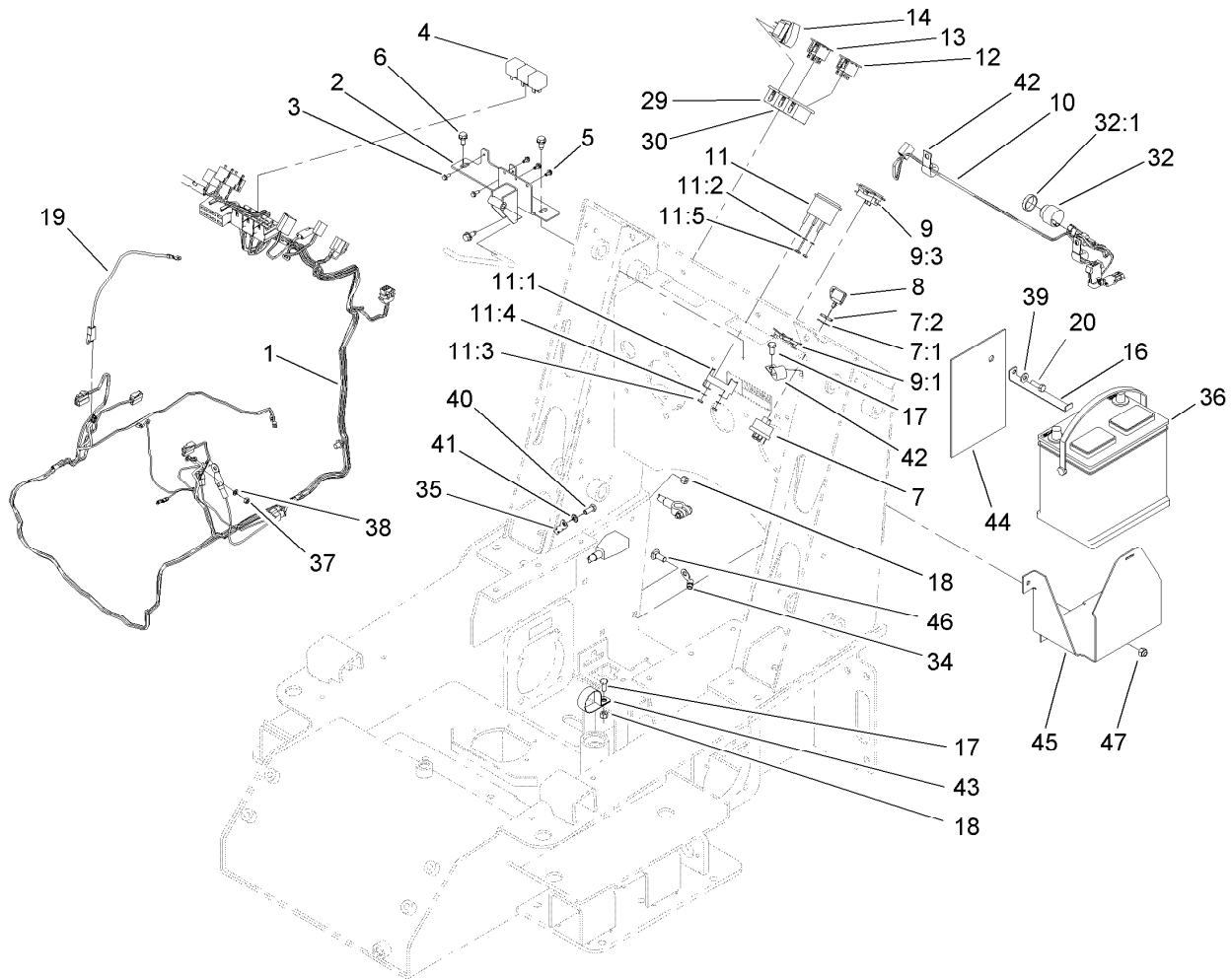
Hydraulic Cylinder Assembly No. 105-8370

<i>Ref.</i>	<i>Part Number</i>	<i>Qty.</i>	<i>Description</i>
1	106-7567	1	Seal Kit



Quick Attach Assembly

<i>Ref.</i>	<i>Part Number</i>	<i>Qty.</i>	<i>Description</i>
1	99-1414	3	Pin-Pivot
2	302-5	3	Fitting-Grease
3	99-5105	3	Bolt-Shoulder
4	105-8364	1	Quick Attach ASM
4:1	105-0245-03	1	Mount-Attach, Quick
4:2	105-8367	2	Pin-Locking
4:3	3285-1	2	Pin-Grooved
4:4	105-0246	2	Cam
4:5	98-4694	2	Spring-Compression
4:6	104-5909	1	Stop-RH
4:7	302-5	2	Fitting-Grease
4:8	98-4871	1	Bushing-Tension
4:9	104-5903	1	Stop-LH

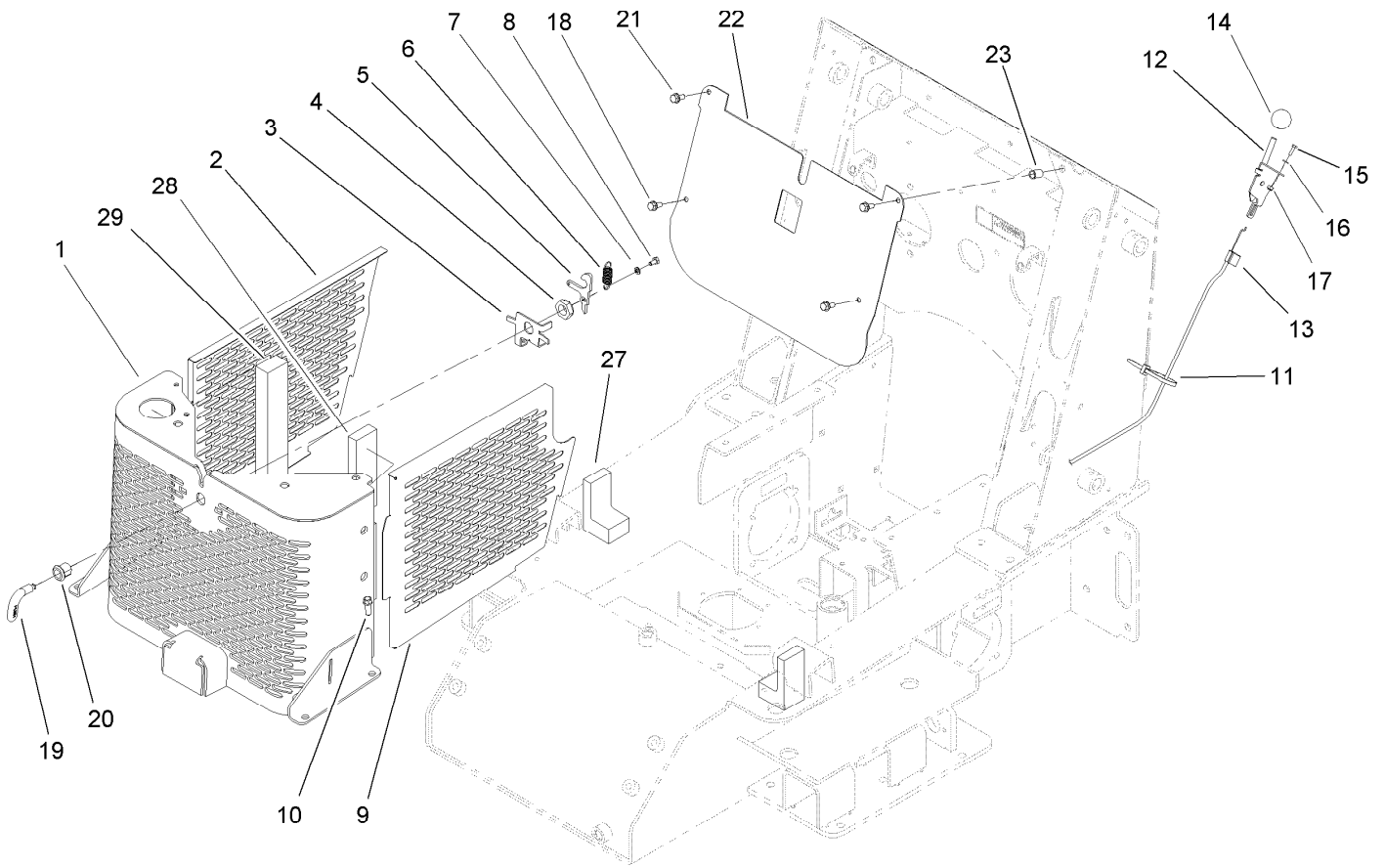


Electrical System Assembly

Ref.	Part Number	Qty.	Description	Ref.	Part Number	Qty.	Description
1	108-6363	1	Harness-Wire	13	100-8071	1	Lamp-Warning
1:1	112-2463	1	Harness-Fusible Link (18FI)	14	110-0811	1	Switch-Rocker
1:2	108-6346	1	Harness-Fusible Link (14FI)	16	108-6275-03	1	Clamp-Battery
2	108-6360-03	1	Relay Bracket ASM	17	322-3	2	Screw-HH
3	32144-112	2	Screw-HWH	18	3296-29	3	Nut-Lock, NI
4	98-7249	3	Relay	19	108-6365	1	Harness-Wire
5	104-2065	3	Screw-HWH	20	322-5	1	Screw-HH
6	32144-70	3	Screw-HWHTF	29	108-6325	2	Bracket-End
7	88-9830	1	Key Switch ASM	30	108-6326	1	Bracket-Middle
7:1	3254-5	1	Washer-Tooth, Internal	32	80-9330	1	Alarm-Audio
7:2	218-461	1	Nut-HH	32:1	104-5107	1	Nut-Plastic, Knurled
8	63-8360	2	Key-Ignition	34	108-6327	1	Cable-Battery, Positive
9	110-1855	1	Meter-Hour	35	108-6328	1	Cable-Battery, Negative
9:1	104-4234	1	Clip-Mounting	36	104-9979	1	Battery
9:3		1	Body-Meter, Hour ■	37	43-2830	1	Nut-Hex
10	108-6364	1	Harness-Wire	38	43-5930	1	Washer-Lock, Spring
11	66-2940	1	Gauge-Fuel	39	3256-2	1	Washer-Flat
11:1		1	Bracket-Mounting, Gauge ■	40	33114-016	1	Screw-HH
11:2	3254-1	2	Washer-Lock, Int	41	3255-8	1	Washer-Lock
11:3	3217-27	2	Nut-Hex	42	94-9580	3	Clamp-J
11:4	3255-24	3	Washer-Lock / EXT	43	2412-147	1	Clamp
11:5	3217-16	3	Nut-Hex	44	108-6392	1	Guard-Battery
12	100-8070	1	Lamp-Warning	45	108-6274-01	1	Mount-Battery
				46	3231-2	3	Screw-CARR
				47	3296-39	3	Nut-Lock, NI

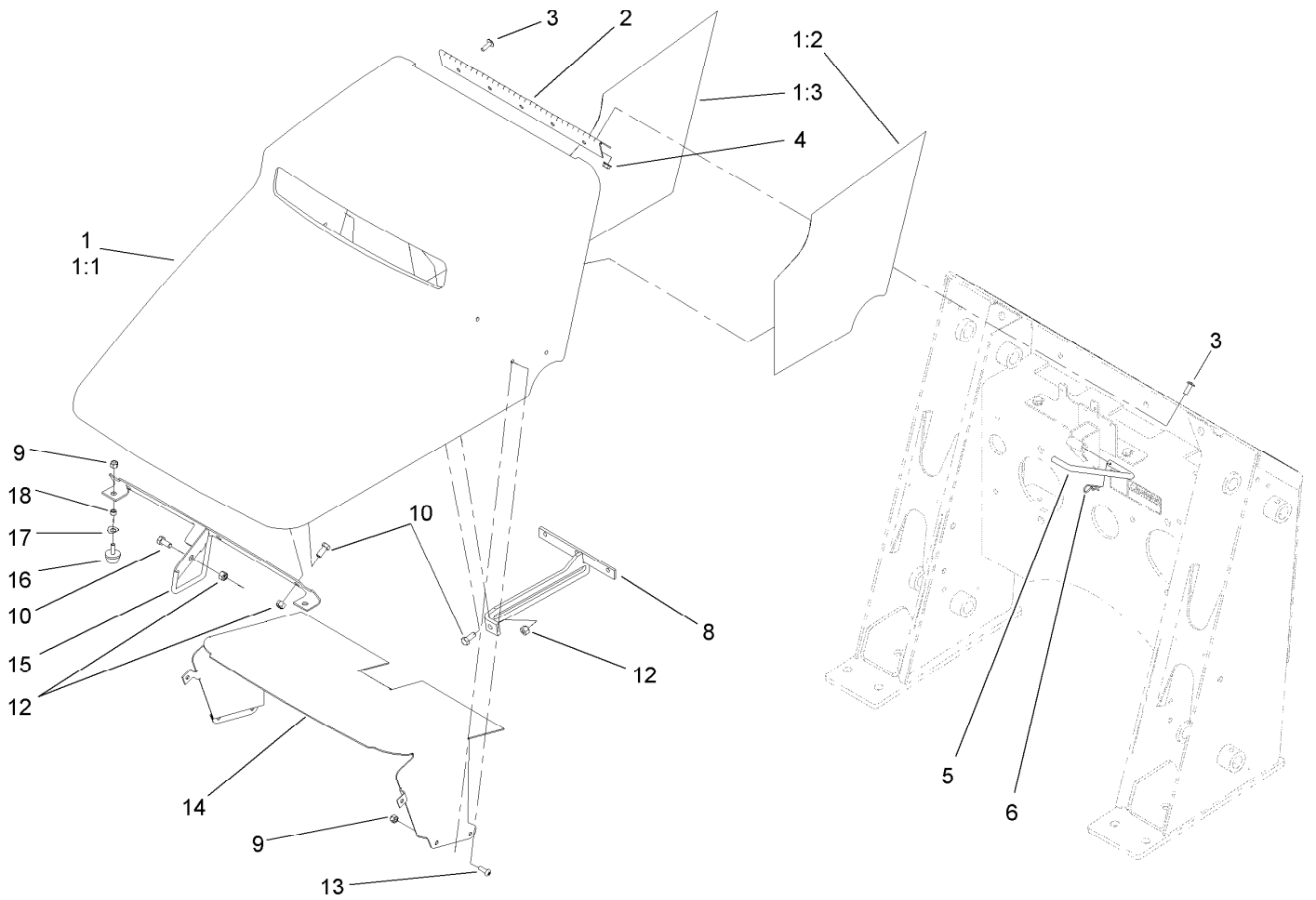
● Not illustrated

■ Not serviced separately



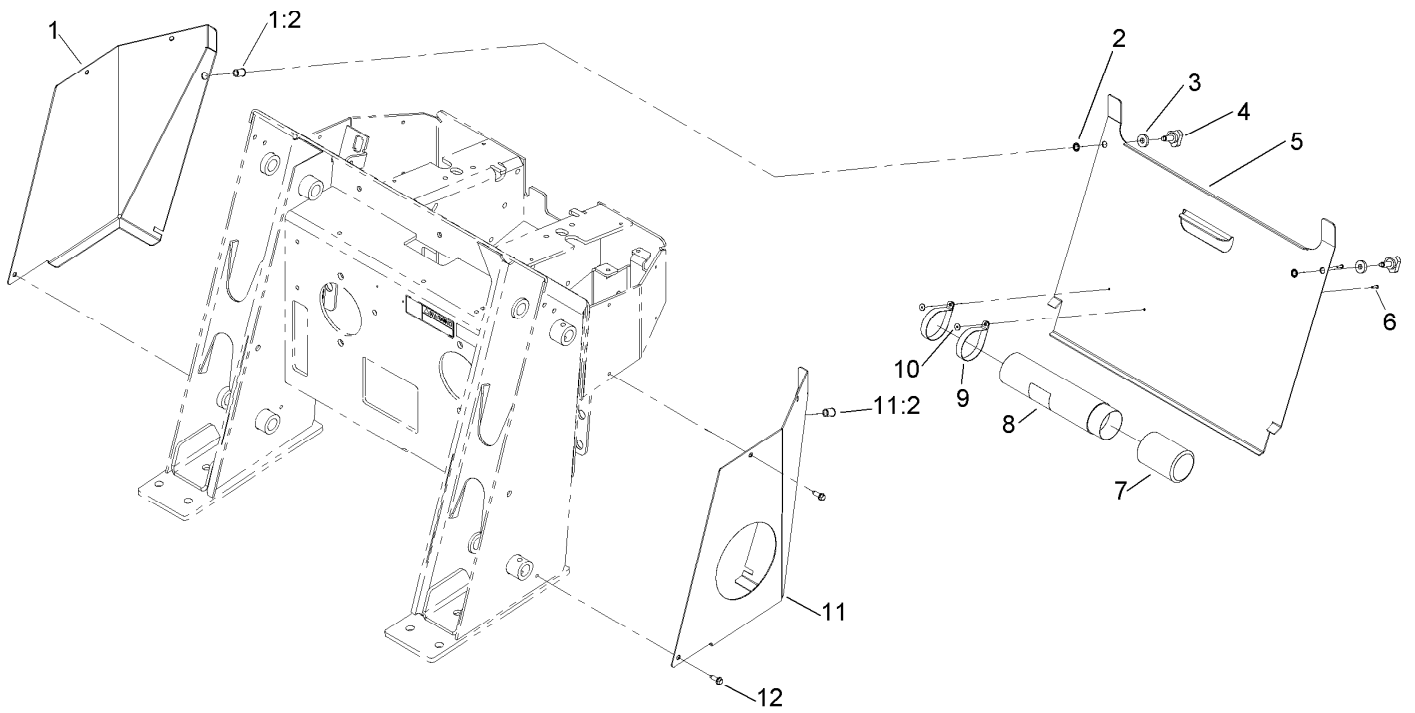
Grill Assembly

<i>Ref.</i>	<i>Part Number</i>	<i>Qty.</i>	<i>Description</i>	<i>Ref.</i>	<i>Part Number</i>	<i>Qty.</i>	<i>Description</i>
1	112-2402-03	1	Grill ASM	14	233-42	1	Knob
2	108-6276-03	1	Panel-Side, RH	15	3290-134	2	Screw
3	106-5729-03	1	Bracket-Latch	16	3256-51	2	Washer-Flat
4	3296-60	1	Nut-Lock, NI	17	3296-2	2	Nut-Lock, NI
5	106-5728	1	Cam-Latch	18	3234-5	2	Screw-HHF
6	104-0869	1	Spring-Brake	19	108-5639	1	Handle-Latch
7	3253-3	1	Washer-Lock	20	106-9335	1	Housing-Latch
8	321-2	1	Screw-HH	21	3274-55	2	Screw-HSBH
9	108-6277-03	1	Panel-Side, LH	22	108-6225	1	Baffle-Electrical
10	95-1726	4	Screw-Taptite	23	32148-8	2	Insert-Threaded
11	3290-378	2	Tie-Cable	27	108-6375	2	Seal-Foam
12	108-9730	1	Control Lever ASM	28	108-6371	2	Seal-Foam
13	108-6337	1	Cable-Throttle	29	108-6369	1	Seal-Foam



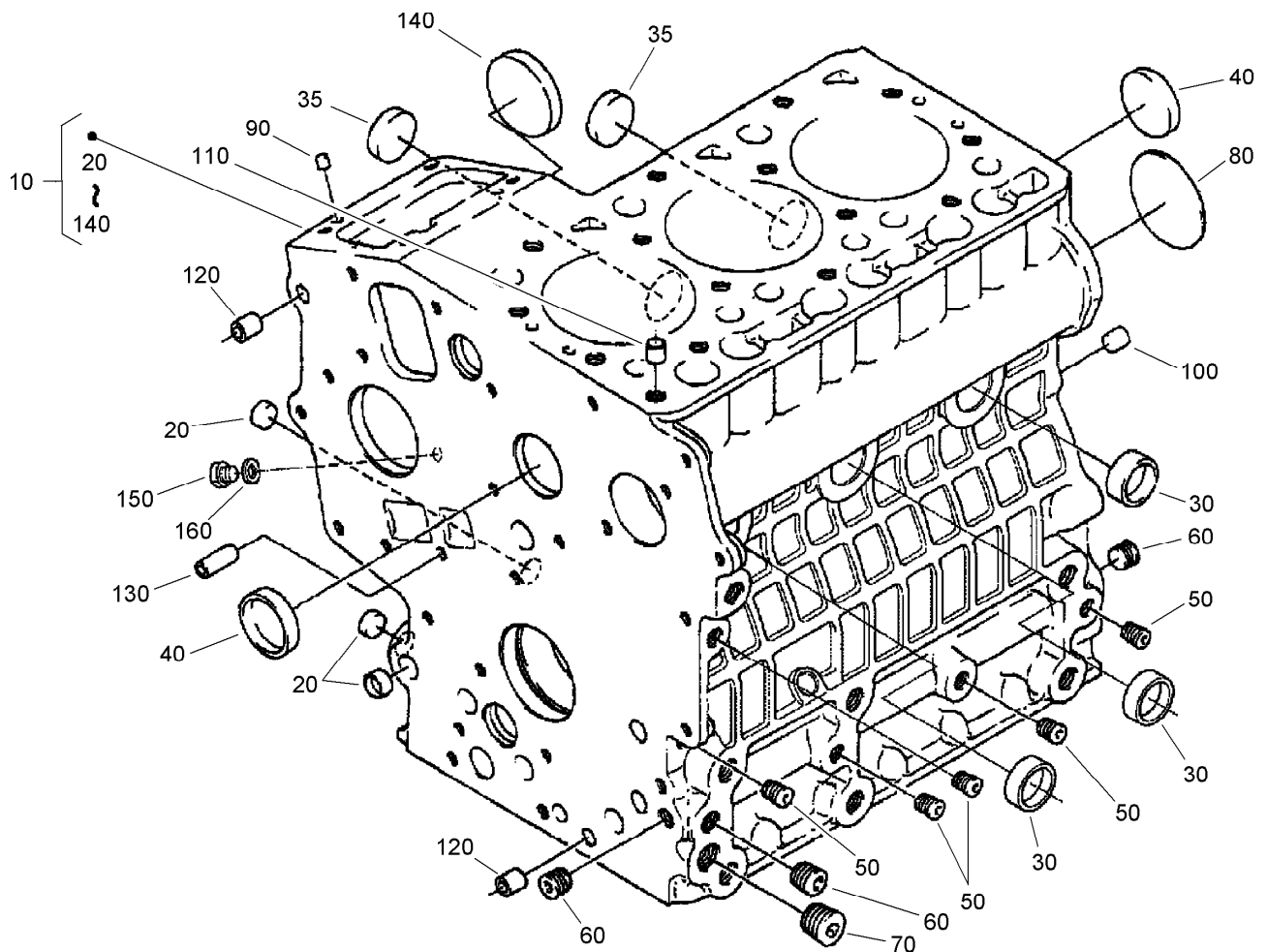
Hood Assembly

<i>Ref.</i>	<i>Part Number</i>	<i>Qty.</i>	<i>Description</i>
1	112-2460	1	Hood ASM
1:1	108-6290	1	Diesel Hood ASM
1:2	112-2464	1	Foiltape-LH
1:3	112-2465	1	Foiltape-RH
2	100-1284	1	Hinge-Hood
3	9114604	9	Screw-Head, Truss
4	32128-33	4	Nut-HF
5	108-6357	1	Rod-Support, Hood
6	3290-250	1	Pin-Hair
8	112-2448-03	1	Prop Rod Bracket ASM
9	3296-42	13	Nut-Lock, NI
10	322-3	5	Screw-HH
12	3296-29	5	Nut-Lock, NI
13	3258-166	6	Screw-PRH
14	108-6286	1	Baffle-Hood
15	108-6287-03	1	Rod Latch ASM
16	1-523420	2	Bumper
17	3290-301	2	Washer-Spring
18	106-9308	2	Spacer



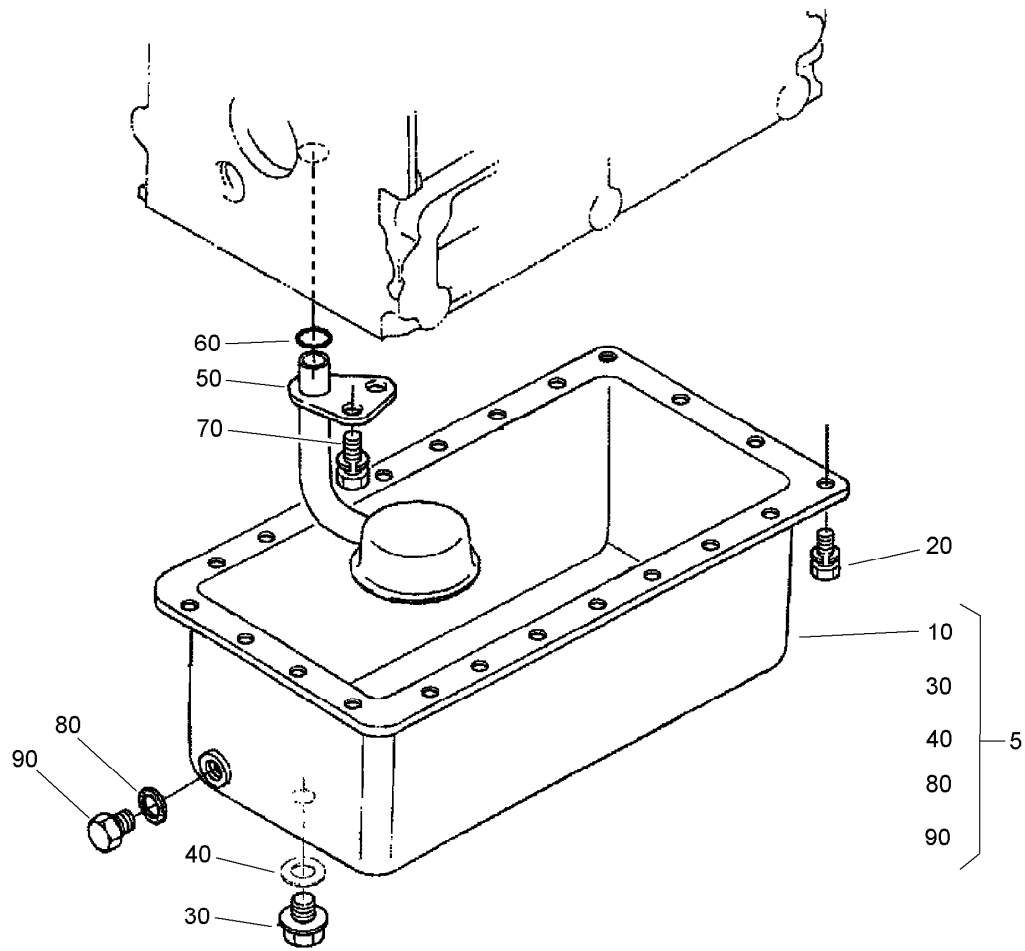
Rear Access Cover Assembly

Ref.	Part Number	Qty.	Description
1	106-9342	1	RH Rear Cover Support ASM
1:2	32148-9	1	Insert-Nut
2	32151-72	2	Ring-Retaining
3	106-0565	2	Washer-Rubber
4	95-9648	2	Knob
5	106-9339-01	1	Cover-Access, Rear
6	3269-17	2	Rivet-Pop
7	104-7048	1	Cap-Housing
8	104-7050	1	Tube-Manual
9	2412-120	2	R-Clamp
10	3269-10	2	Washer-Back
11	106-9343	1	LH Rear Cover Support ASM
11:2	32148-9	1	Insert-Nut
12	32144-44	6	Screw-HWH, Thread Roll



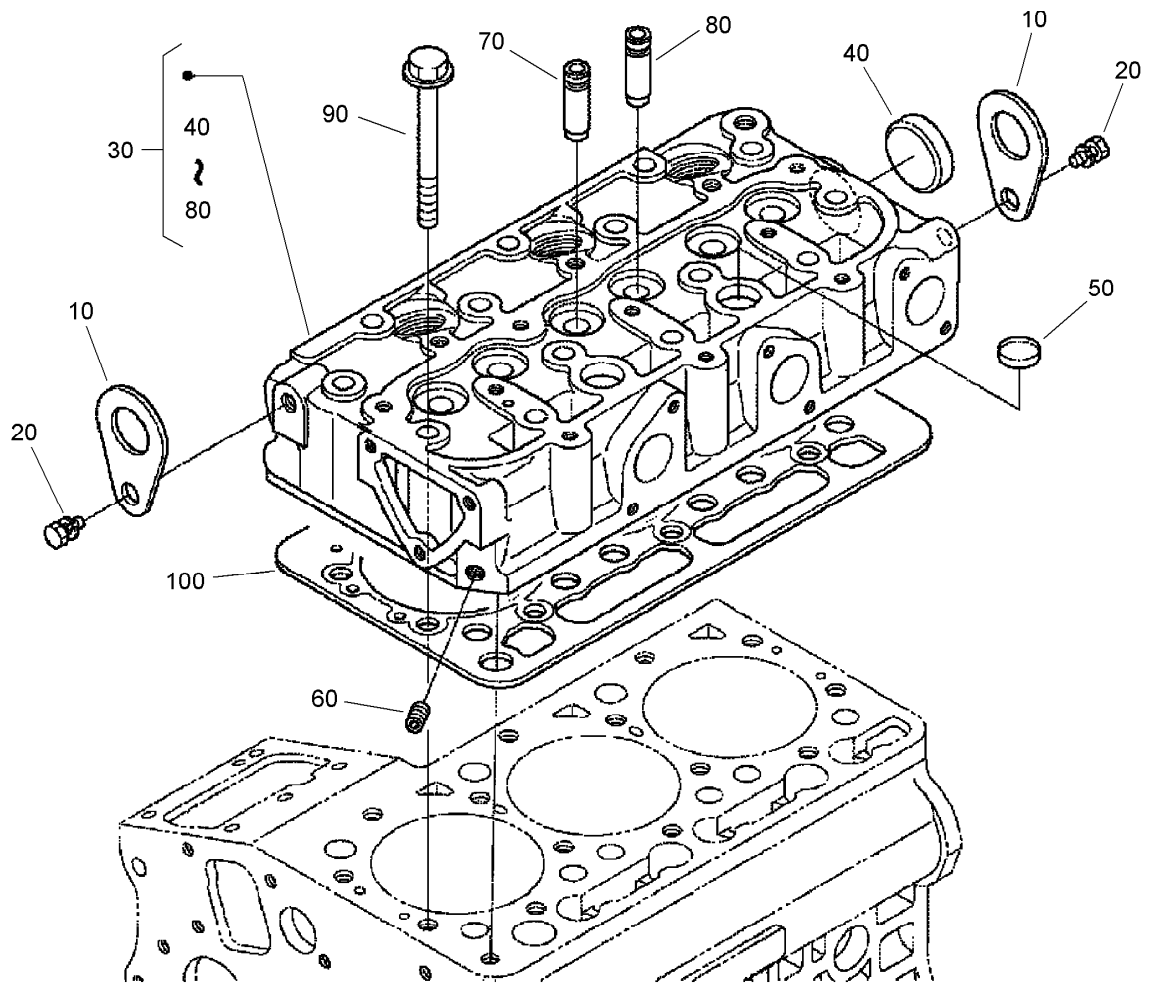
Crankcase Assembly

<i>Ref.</i>	<i>Part Number</i>	<i>Qty.</i>	<i>Description</i>
10	110-3701	1	Crankcase
20	100-2019	3	Cap-Sealing
30	100-2020	3	Cap-Sealing
35	110-3702	2	Cap-Sealing
40	98-9398	2	Cap-Sealing
50	98-7540	5	Plug
60	98-7487	3	Plug
70	98-7488	1	Plug
80	100-1851	1	Plug-Expansion
90	98-9375	2	Pin-Straight
100	98-9377	2	Pin-Straight
110	98-7506	1	Pin-Pipe
120	98-9387	2	Pin-Pipe
130	100-2051	2	Pin-Pipe
140	100-1991	1	Cover-Fuel, Camshaft
150	99-3447	1	Plug
160	106-7056	1	Gasket



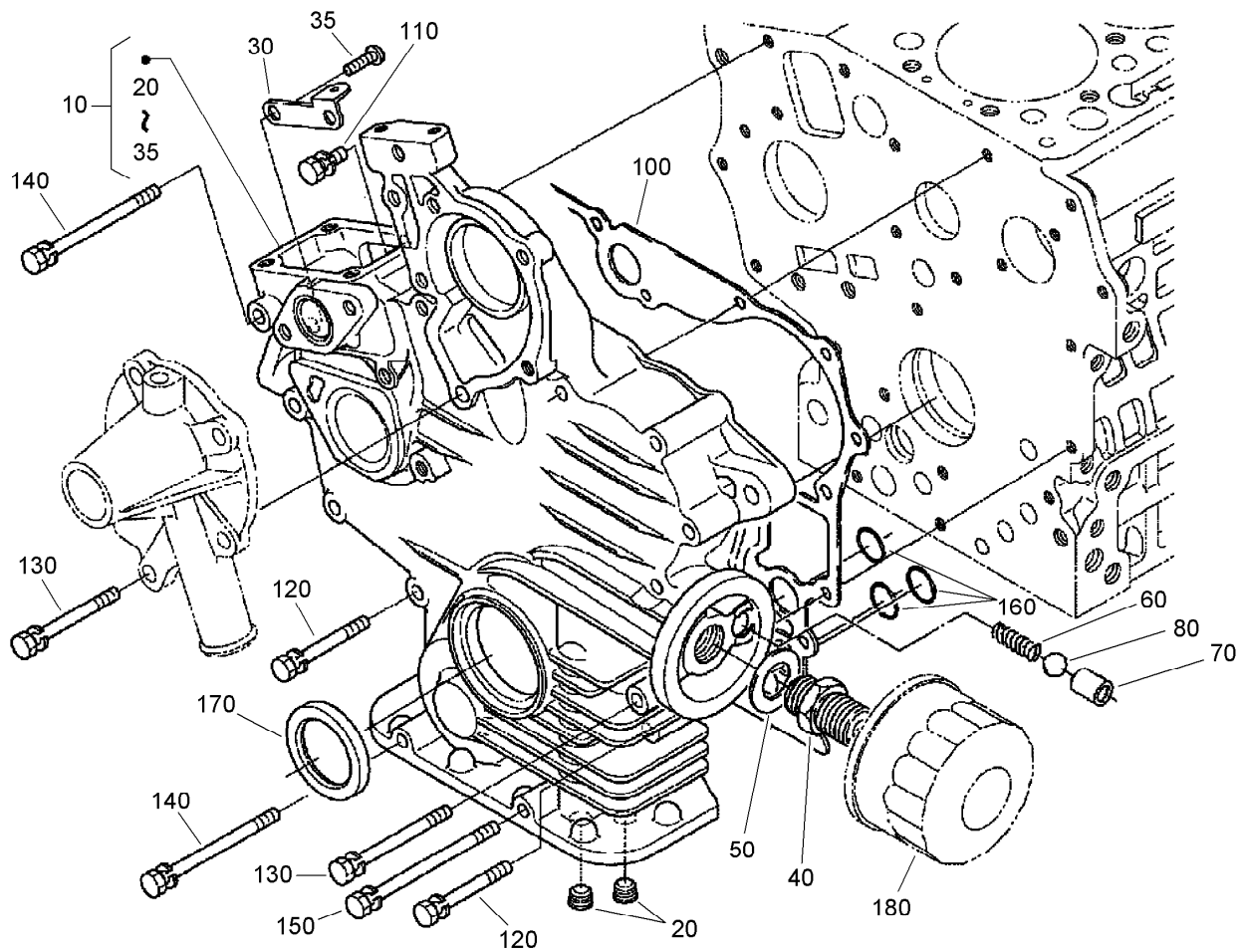
Oil Pan Assembly

<i>Ref.</i>	<i>Part Number</i>	<i>Qty.</i>	<i>Description</i>
5	110-3703	1	Oil Pan ASM
10	112-2523	1	Pan-Oil
20	98-9351	22	Bolt
30	98-7523	1	Plug-Drain
40	98-9399	1	Gasket
50	100-2001	1	Strainer-Pickup, Oil
60	100-2205	1	O-Ring
70	100-9195	1	Bolt
80	110-3704	1	Gasket
90	108-6572	1	Plug-Drain



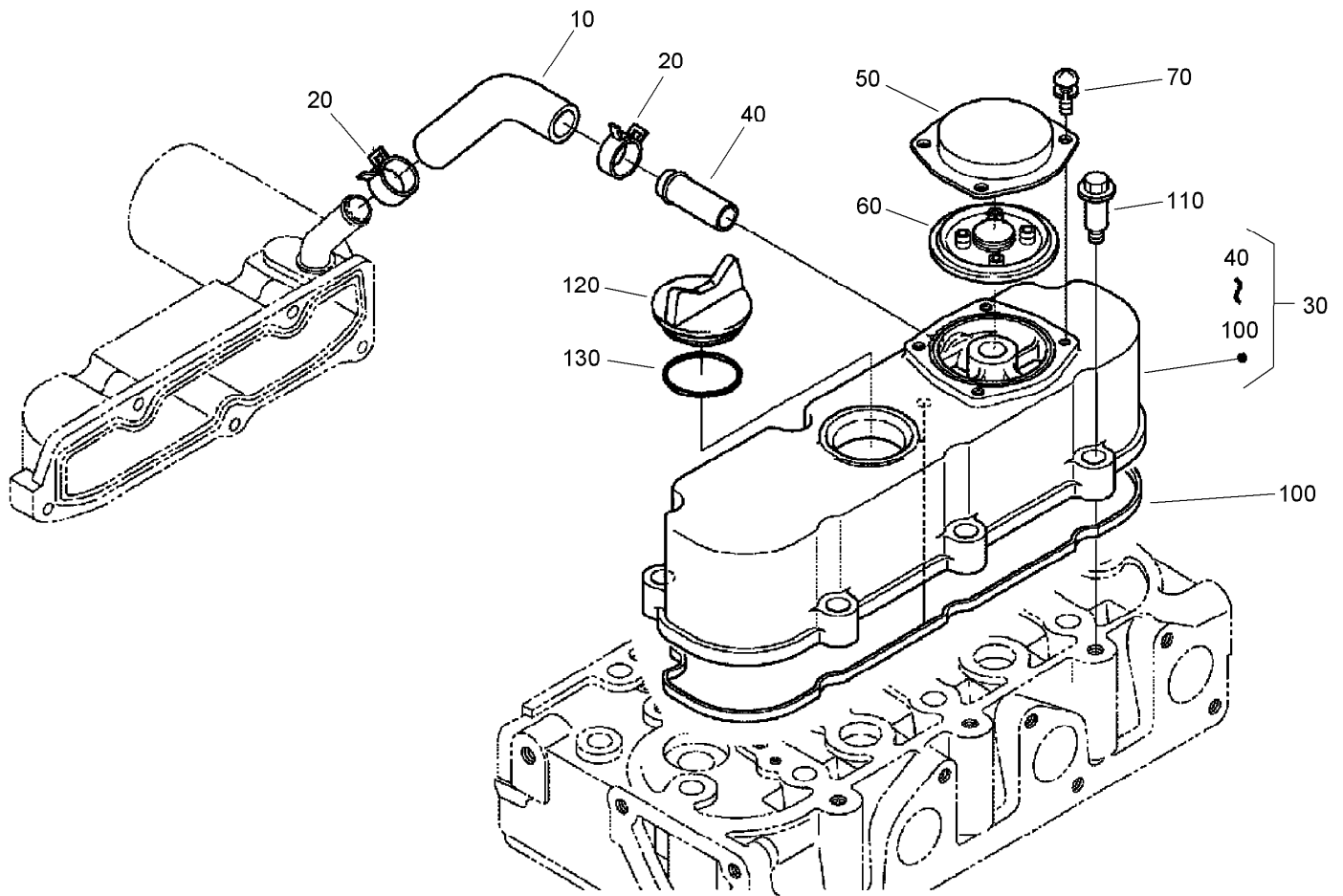
Cylinder Head Assembly

<i>Ref.</i>	<i>Part Number</i>	<i>Qty.</i>	<i>Description</i>
10	98-7531	2	Hook-Engine
20	98-7526	2	Bolt
30	110-3705	1	Head-Cylinder
40	98-9395	1	Cap-Sealing
50	98-9389	2	Cap-Sealing
60	98-7540	1	Plug
70	100-1882	3	Guide-Valve, Inlet
80	100-1883	3	Guide-Valve, Exhaust
90	100-1820	14	Bolt-Head, Cylinder
100	110-3706	1	Gasket-Head, Cylinder



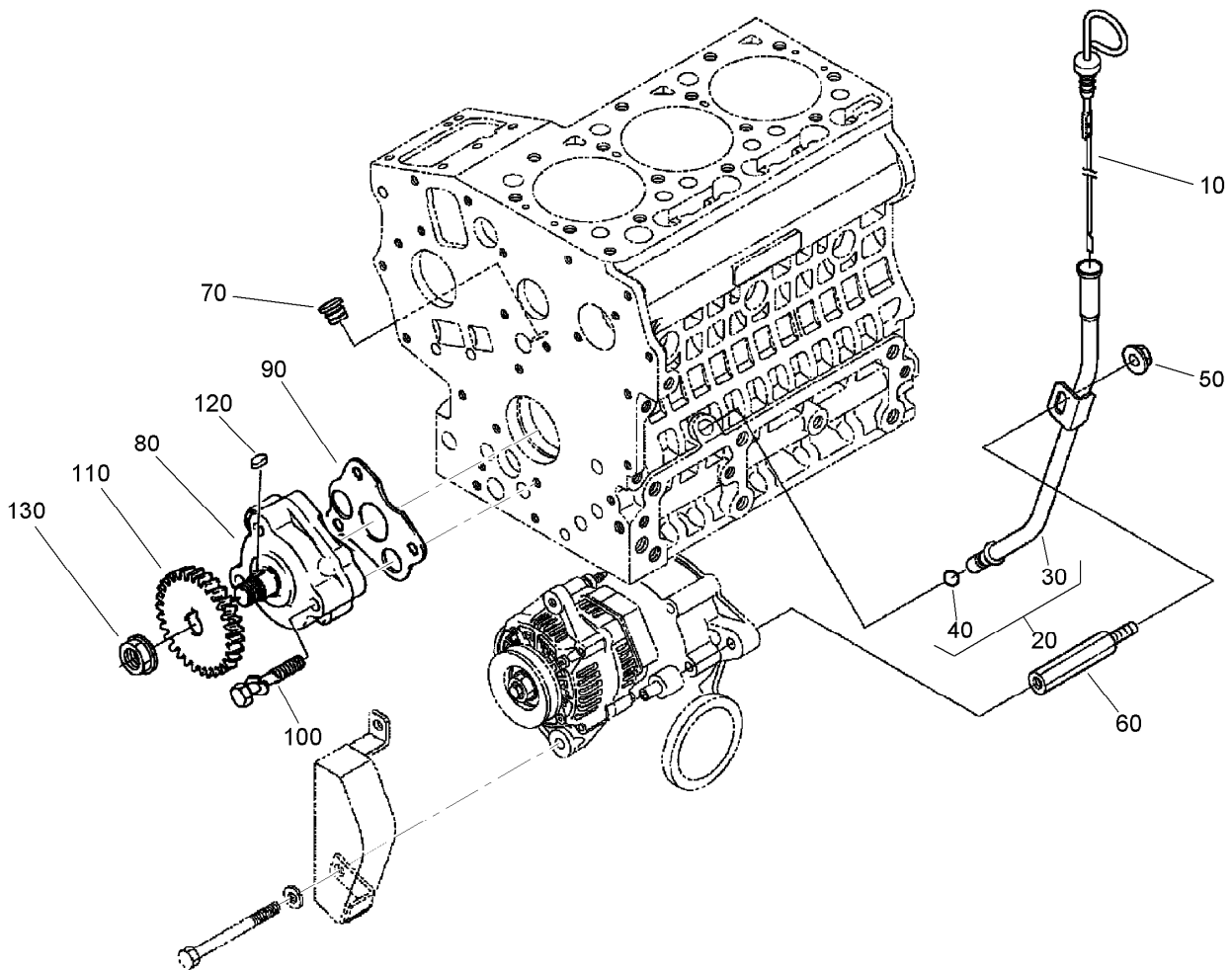
Gear Case Assembly

<i>Ref.</i>	<i>Part Number</i>	<i>Qty.</i>	<i>Description</i>
10	110-3707	1	Case-Gear
20	98-7488	2	Plug
30	110-3708	1	Stay-Spring, Start
35	100-2040	2	Screw
40	98-9388	1	Joint-Pipe
50	100-1926	1	Washer-Plain
60	100-2004	1	Spring
70	100-1894	1	Seat-Valve
80	100-1792	1	Ball
100	110-3709	1	Gasket-Gearcase
110	98-7605	1	Bolt
120	98-9355	9	Bolt
130	100-1922	2	Bolt
140	98-9357	2	Bolt
150	110-3710	1	Bolt
160	100-1785	3	O-Ring
170	100-1971	1	Seal-Oil
180	100-1892	1	Cartridge-Filter, Oil



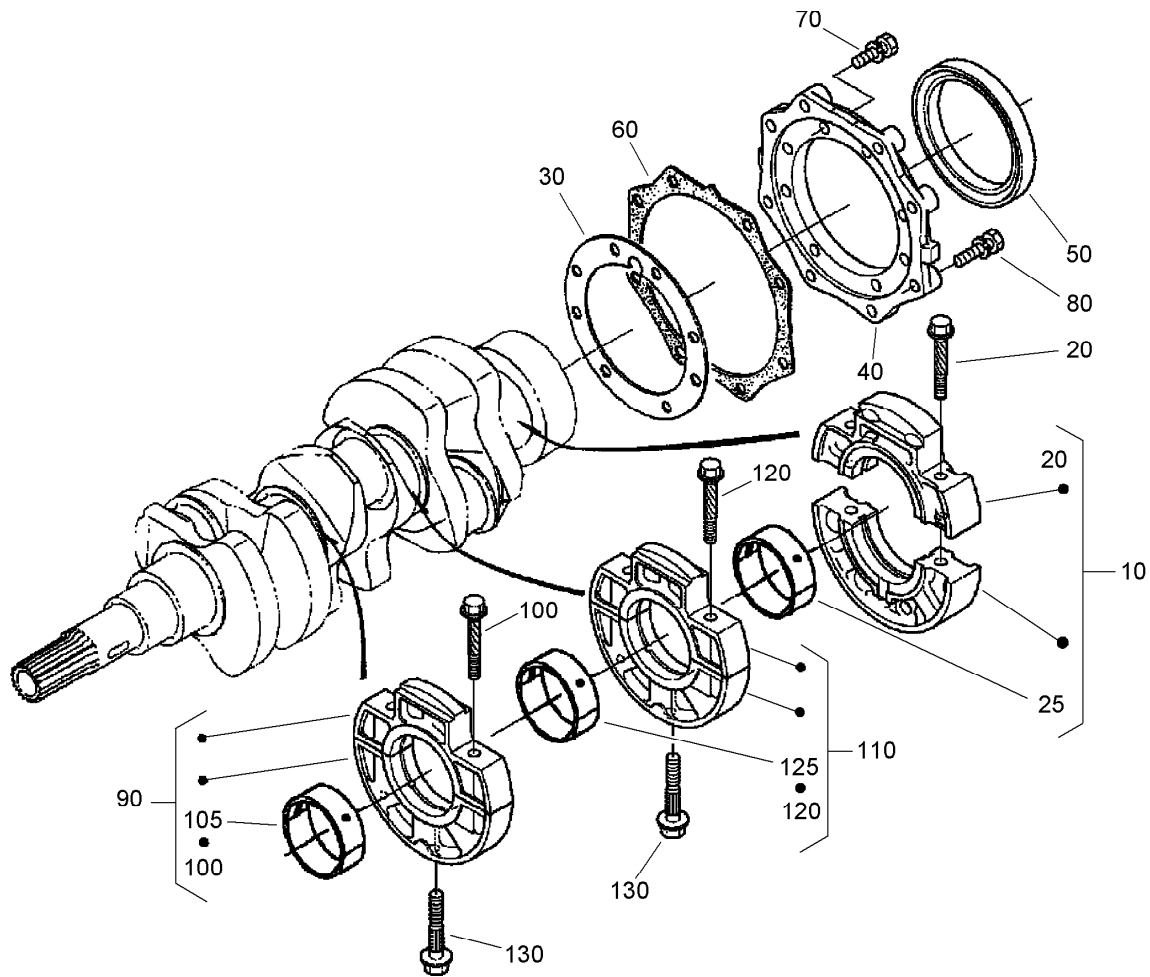
Head Cover Assembly

<i>Ref.</i>	<i>Part Number</i>	<i>Qty.</i>	<i>Description</i>
10	110-3711	1	Tube-Breather
20	110-3712	2	Clamp-Hose
30	110-3713	1	Cylinder Head Cover ASM
40	98-9580	1	Pipe-Return, Water
50	110-3714	1	Cover-Breather
60	110-3715	1	Valve-Breather
70	98-9364	4	Screw (With Washer)
100	112-2521	1	Gasket-Cover, Head
110	108-7063	6	Bolt
120	110-3718	1	Plug-Filler, Oil
130	99-3446	1	O-Ring



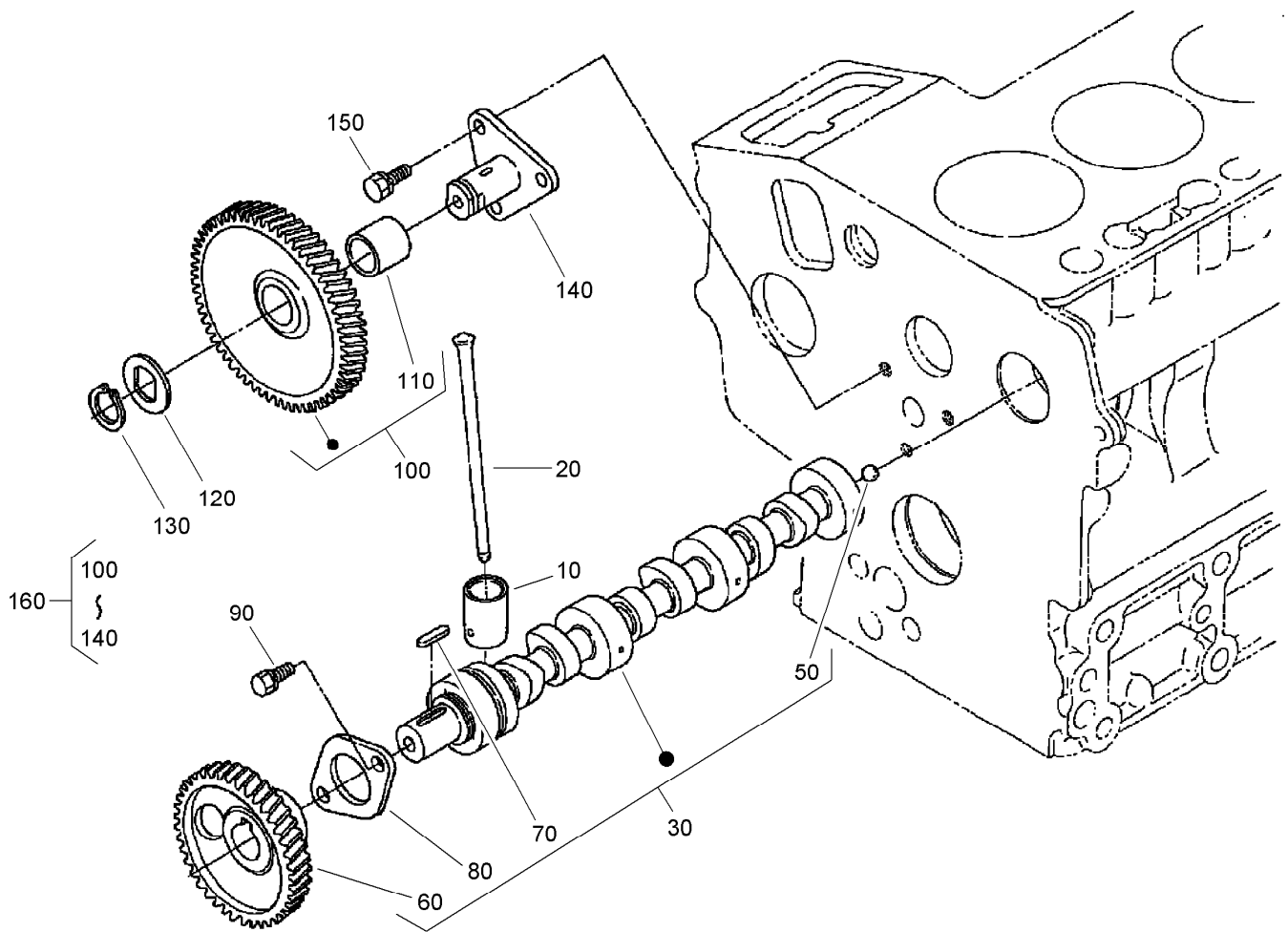
Oil Pump and Dipstick Assembly

<i>Ref.</i>	<i>Part Number</i>	<i>Qty.</i>	<i>Description</i>
10	112-2489	1	Gauge-Oil
20	112-2490	1	Oil Gauge Guide ASM
30	112-2491	1	Guide-Gauge, Oil
40	98-9374	1	O-Ring
50	112-2492	1	Nut-Flange
60	112-2493	1	Support-Guide, Gauge
70	110-3720	1	Plug-Gauge, Oil
80	100-2002	1	Oil Pump ASM
90	100-1958	1	Gasket-Pump, Oil
100	100-1923	3	Bolt
110	100-1893	1	Gear-Drive, Oil Pump
120	98-7658	1	Key-Feather
130	100-1779	1	Nut-Flange



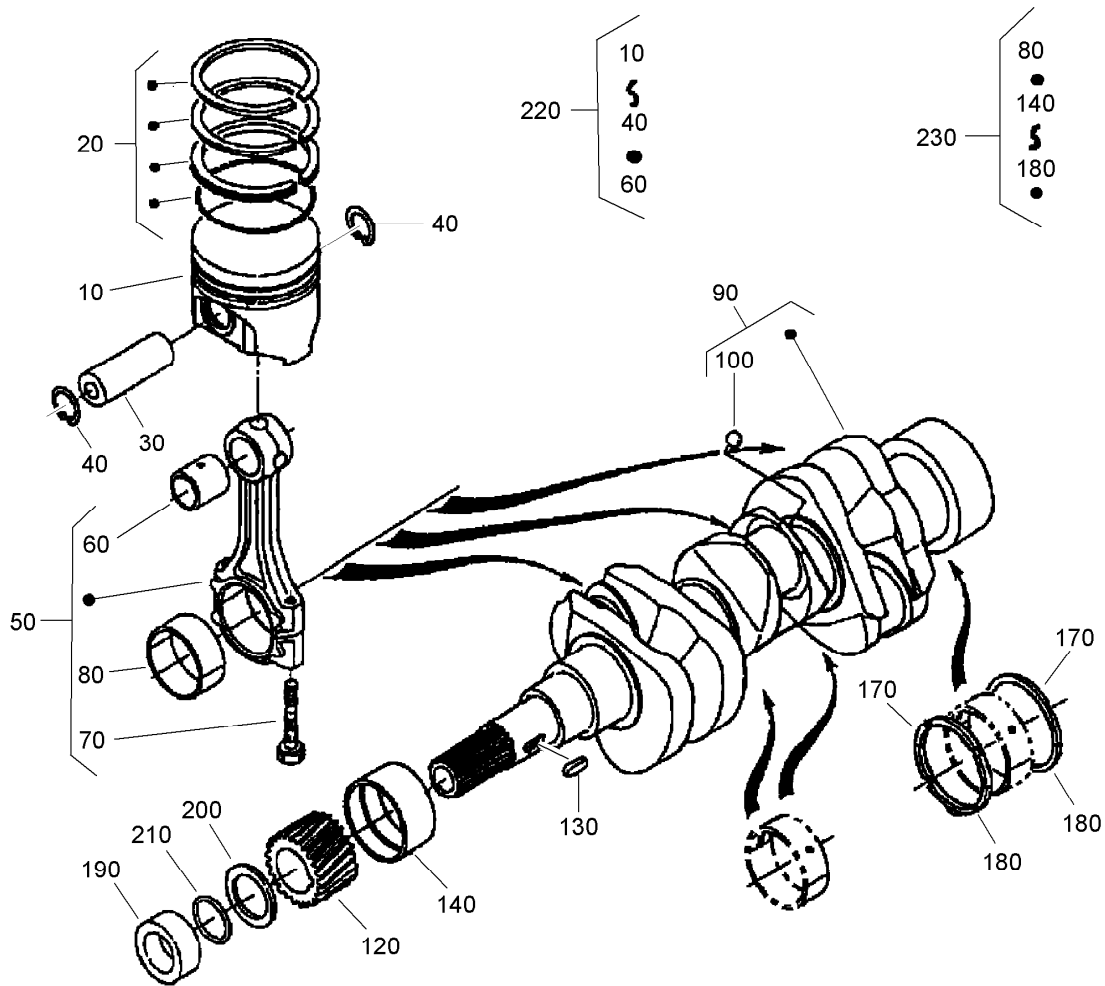
Main Bearing Case Assembly

<i>Ref.</i>	<i>Part Number</i>	<i>Qty.</i>	<i>Description</i>
10	112-2494	1	Wheel Case Bearing ASM
20	110-3723	2	Bolt-Case, Bearing
25	110-3744	1	Crankshaft Metal ASM (STD)
25	110-3745	1	Crankshaft Metal ASM
25	110-3746	1	Crankshaft Metal ASM
30	112-2812	1	Gasket-Case, Bearing
40	100-1875	1	Cover-Case, Bearing
50	110-3724	1	Seal-Oil
60	100-1876	1	Gasket-Case, Bearing
70	98-7568	8	Bolt
80	100-1750	8	Bolt
90	112-2495	1	Main Case Bearing ASM
100	110-3723	2	Bolt-Case, Bearing
105	110-3741	1	Crankshaft Metal ASM (STD)
105	110-3742	1	Crankshaft Metal ASM
105	110-3743	1	Crankshaft Metal ASM
110	112-2496	1	Main Case Bearing ASM
120	110-3723	2	Bolt-Case, Bearing
125	110-3741	1	Crankshaft Metal ASM (STD)
125	110-3742	1	Crankshaft Metal ASM
125	110-3743	1	Crankshaft Metal ASM
130	100-1874	2	Bolt-Case, Bearing



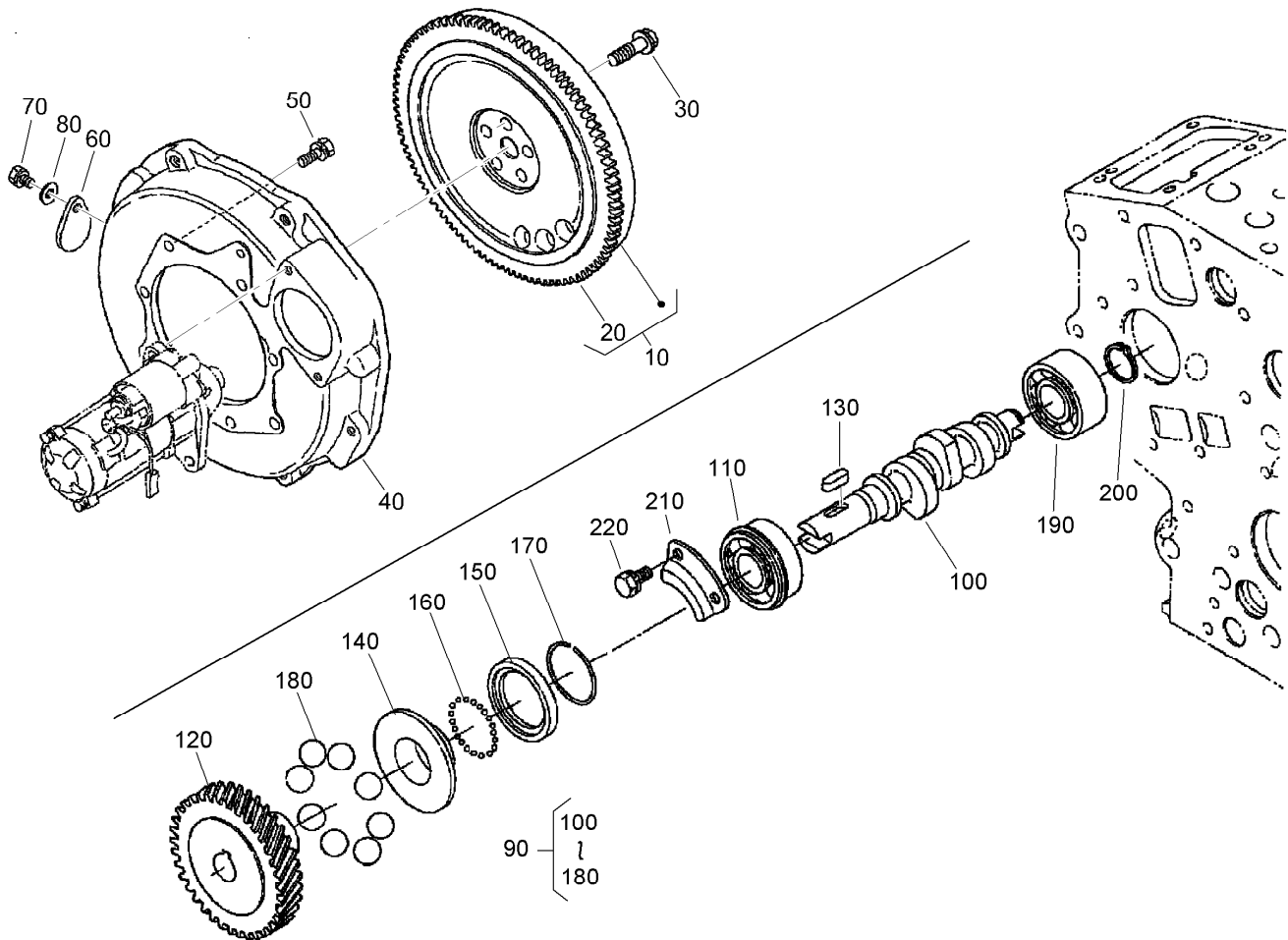
Cam Shaft and Idle Gear Assembly

<i>Ref.</i>	<i>Part Number</i>	<i>Qty.</i>	<i>Description</i>
10	110-3727	6	Tappet
20	100-1989	6	Rod-Push
30	110-3728	1	Camshaft ASM
50	110-3729	1	Ball
60	100-2163	1	Gear-Cam
70	98-9378	1	Key-Feather
80	100-1887	1	Stopper-Camshaft
90	98-9350	2	Bolt
100	100-1966	1	Gear-Idle
110	100-1968	1	Bushing
120	100-1970	1	Collar-Gear, Idle
130	100-1969	1	Ring-Snap
140	100-1967	1	Shaft-Gear, Idle
150	98-9351	1	Bolt
160	100-2240	1	Idle Gear ASM



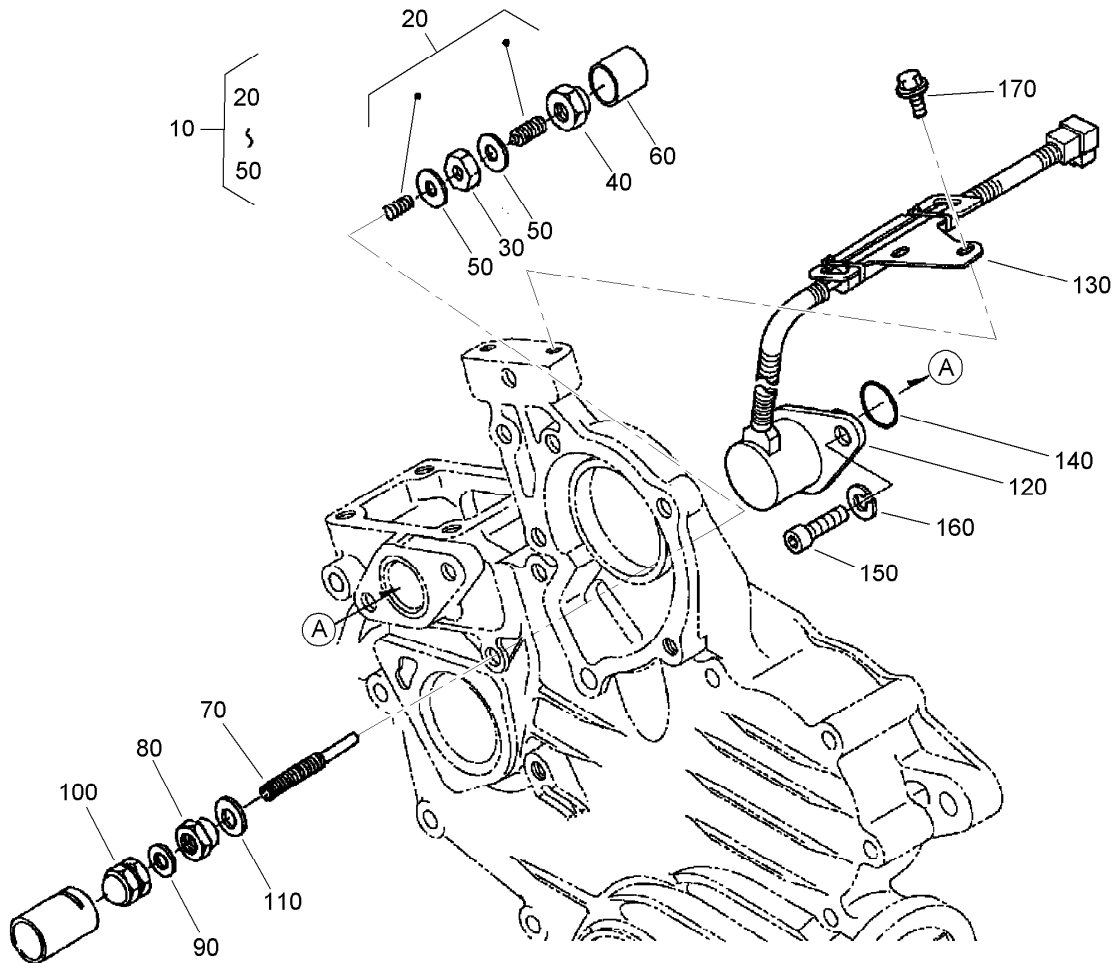
Piston and Crankshaft Assembly

Ref.	Part Number	Qty.	Description	Ref.	Part Number	Qty.	Description
10	112-2499	3	Piston	140	110-3739	1	Metal-Crankshaft (-.0.20Mm)
10	112-2500	3	Piston	140	110-3740	1	Metal-Crankshaft (-0.40Mm)
20	112-2501	3	Piston Ring ASM	170	100-1836	2	Metal-Side (STD)
20	112-2502	3	Piston Ring ASM	170	100-1838	2	Metal-Side (+0.20Mm)
30	110-3734	3	Pin-Piston	170	100-1839	2	Metal-Side (+0.40Mm)
40	100-1835	6	Circlip-Internal	180	100-1837	1	Metal-Side (STD)
50	110-3735	3	Connecting Rod ASM	180	100-1840	1	Metal-Side (+0.2Mm)
60	112-2814	3	Bushing-Pin, Piston	180	100-1841	1	Metal-Side (+0.4Mm)
70	100-1999	6	Bolt-Rod, Connecting	190	100-1890	2	Collar-Crankshaft
80	100-2000	3	Metal-Crankpin (STD)	200	100-1974	2	Slinger-Oil
80	112-2503	3	Metal-Crankpin (-.20 Mm)	210	100-2209	2	O-Ring
80	112-2504	3	Metal-Crankpin (-.40 Mm)	220	112-2497	2	Piston Kit
90	110-3737	1	Crankshaft	230	112-2498	2	Piston Kit
100	100-1791	3	Ball	230	110-3749	2	Engine Metal Kit
120	100-1891	1	Gear-Crankshaft	230	110-3750	1	Engine Metal Kit
130	100-1752	1	Key-Feather	230	110-3751	1	Engine Metal Kit
140	110-3738	1	Metal-Crankshaft (STD)				



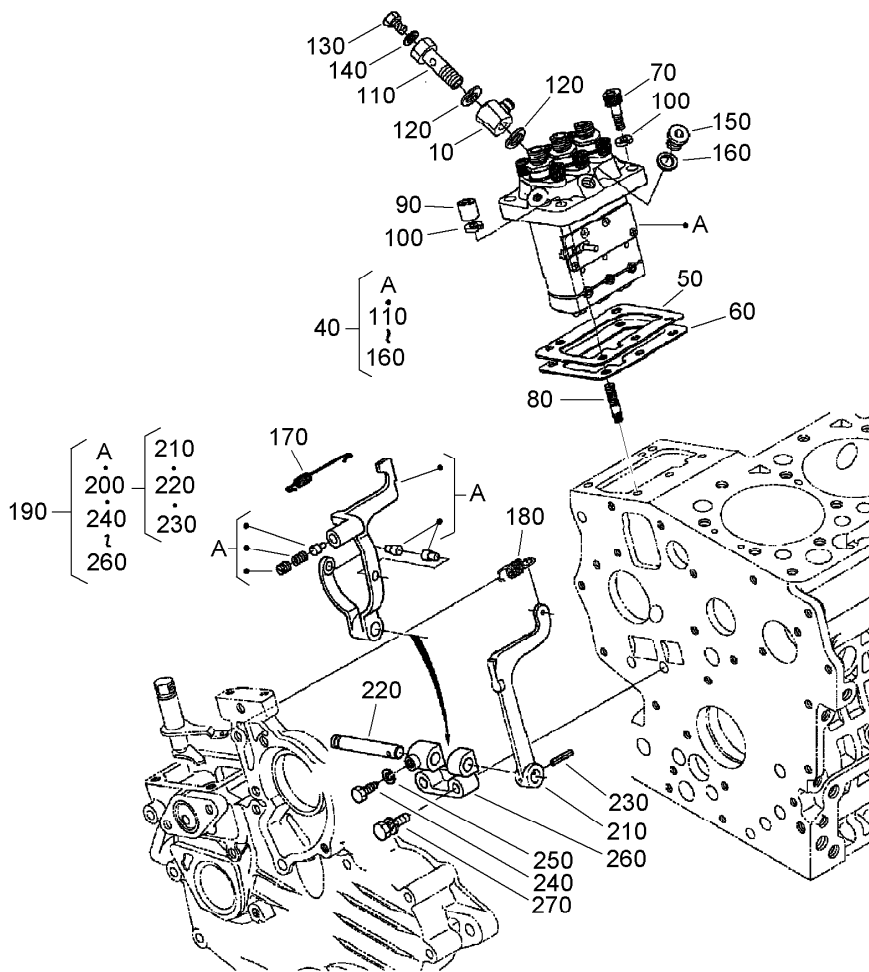
Flywheel, Fuel Camshaft and Governor Shaft Assembly

Ref.	Part Number	Qty.	Description
10	110-3752	1	Flywheel
20	100-2156	1	Gear-Ring
30	100-1930	5	Bolt-Flywheel
40	100-2234	1	Housing-Flywheel
50	98-9359	10	Bolt
60	112-2505	1	Cover
70	100-9195	1	Bolt
80	98-7660	1	Washer-Plain
90	112-2817	1	Camshaft ASM
100	112-2818	1	Camshaft-Fuel
110	100-1795	1	Bearing-Ball
120	100-2006	1	Gear-Pump, Injection
130	100-1752	1	Key-Feather
140	100-1903	1	Sleeve-Governor
150	100-1904	8	Case-Ball, Governor
160	100-1790	32	Ball
170	100-1843	1	Circ-Clip
180	100-1793	8	Ball
190	112-2819	1	Bearing-Ball
200	100-1784	1	Circ-Clip, External
210	100-1888	1	Stopper-Fuel, Camshaft
220	98-9350	2	Bolt



Idle Apparatus and Stop Solenoid Assembly

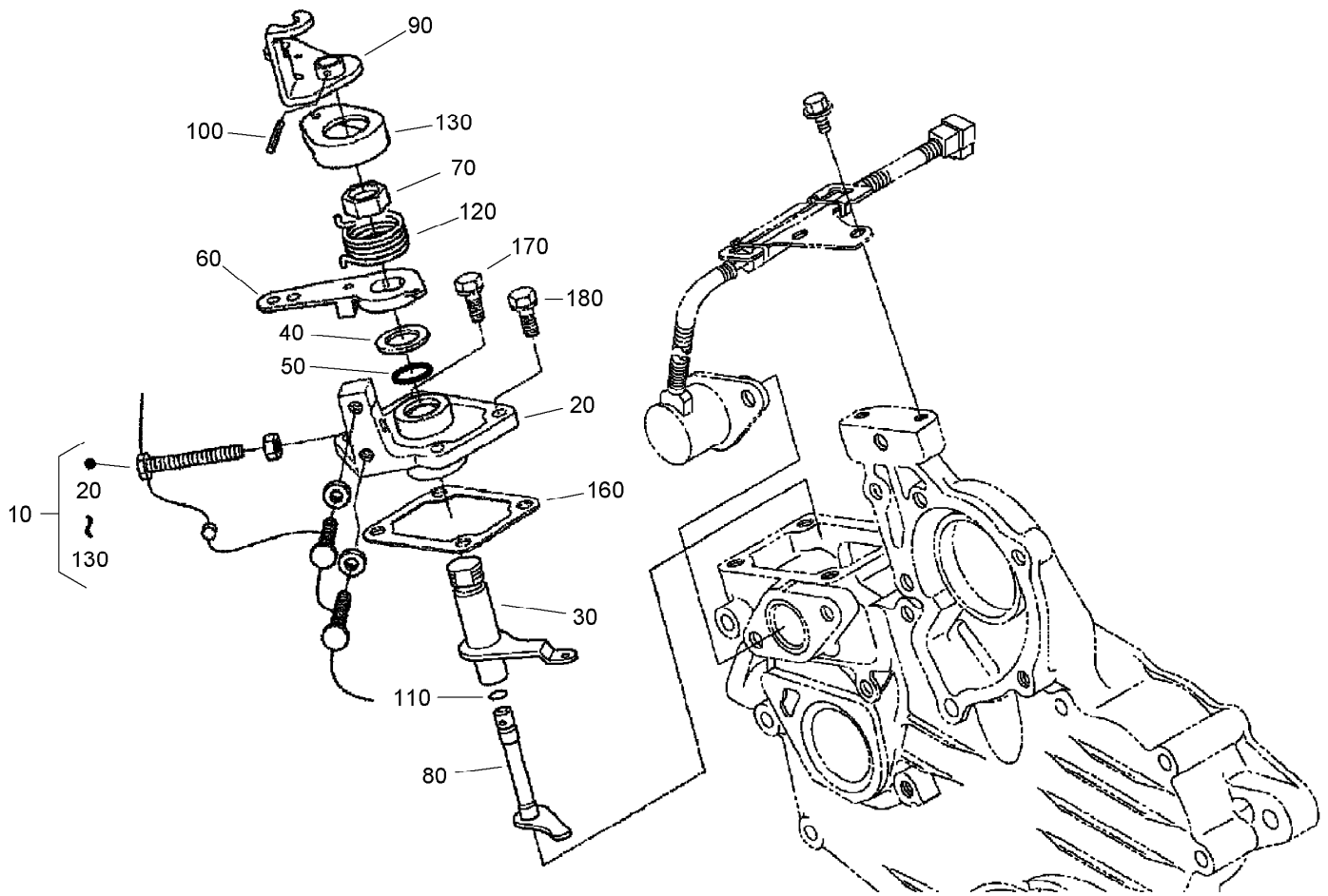
<i>Ref.</i>	<i>Part Number</i>	<i>Qty.</i>	<i>Description</i>
10	100-1898	1	Idle Apparatus ASM
20	100-1899	1	Adjusting Bolt ASM
30	100-1846	1	Nut
40	100-1901	1	Nut-Cap
50	100-9155	2	Gasket
60	100-1902	1	Cap
70	112-2820	1	Bolt-Adjusting
80	100-2175	1	Nut-Lock
90	98-7654	1	Gasket
100	99-8387	1	Nut-Cap
110	107-9081	1	Gasket
120	110-3760	1	Solenoid-Stop
130	110-3761	1	Stay-Commander, Coil
140	110-3762	1	O-Ring
150	110-3763	2	Bolt-HSH
160	98-7515	2	Washer-Spring
170	100-1774	2	Bolt-Flange



Injection Pump and Governor Assembly

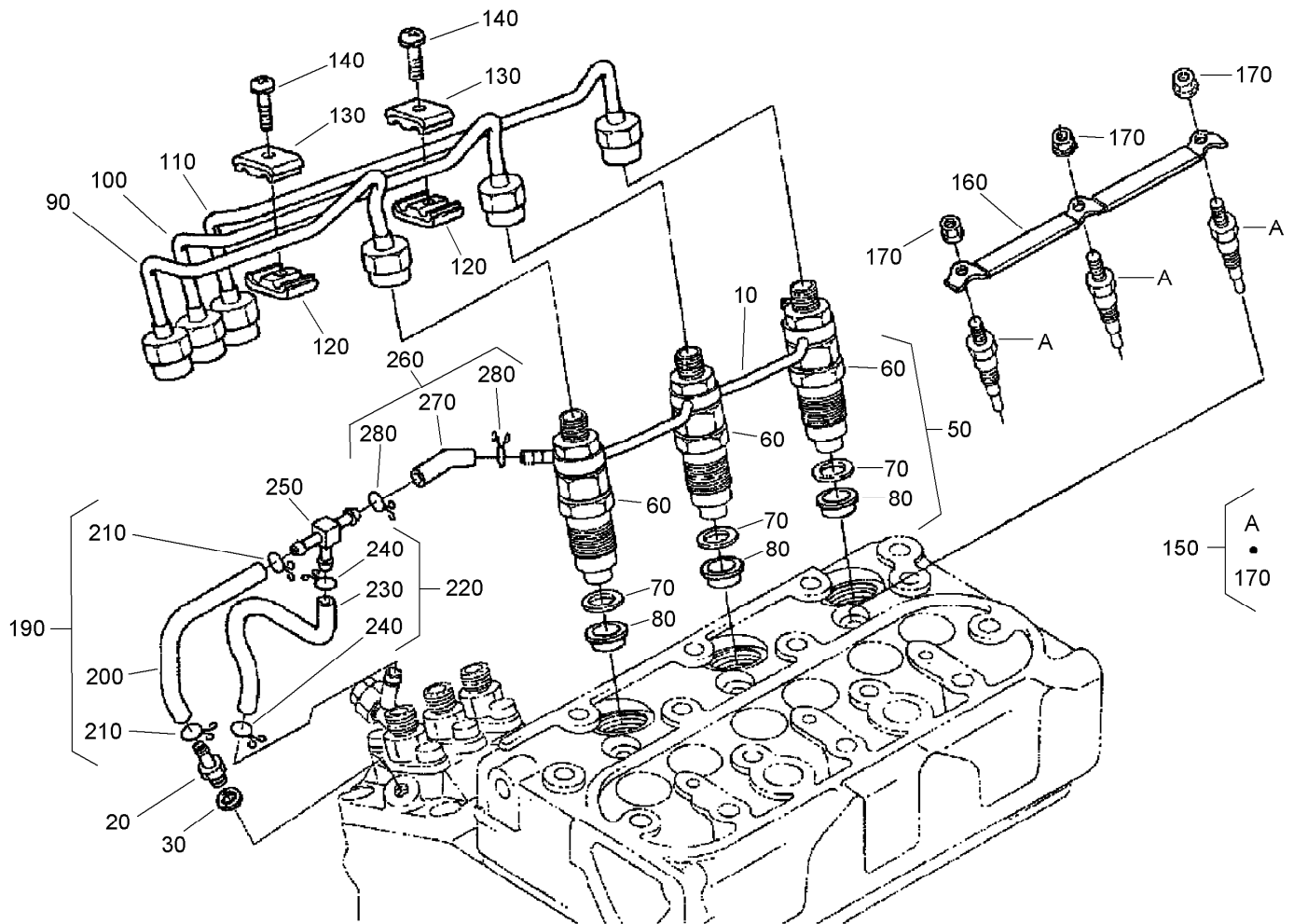
<i>Ref.</i>	<i>Part Number</i>	<i>Qty.</i>	<i>Description</i>
10	110-3764	1	Joint
40	110-3765	1	Injection Pump ASM
50	98-9456	1	Shim-Injection (0.20Mm)
50	98-9457	1	Shim-Injection (0.25Mm)
60	98-9458	1	Shim-Injection (0.30Mm)
70	98-9361	2	Bolt-HSH
80	98-9438	2	Stud
90	98-9440	2	Nut-Cap
100	98-7515	4	Washer-Spring
110	100-1896	1	Screw-Hollow
120	98-9445	2	Gasket
130	98-9430	1	Screw
140	98-9446	1	Gasket

<i>Ref.</i>	<i>Part Number</i>	<i>Qty.</i>	<i>Description</i>
150	98-9466	1	Plug
160	98-9451	1	Gasket
170	110-3766	1	Spring-Start
180	110-3767	1	Spring-Governor
190	112-2506	1	Fork Lever ASM
200	100-1905	1	Fork Lever ASM
210	100-1907	1	Lever-Fork
220	100-1908	1	Shaft-Lever, Fork
230	100-1751	1	Pin-Spring
240	100-1845	1	Bolt
250	100-2204	1	Washer-Spring
260	100-1909	1	Holder-Lever, Fork
270	100-1763	2	Bolt



Speed Control Plate Assembly

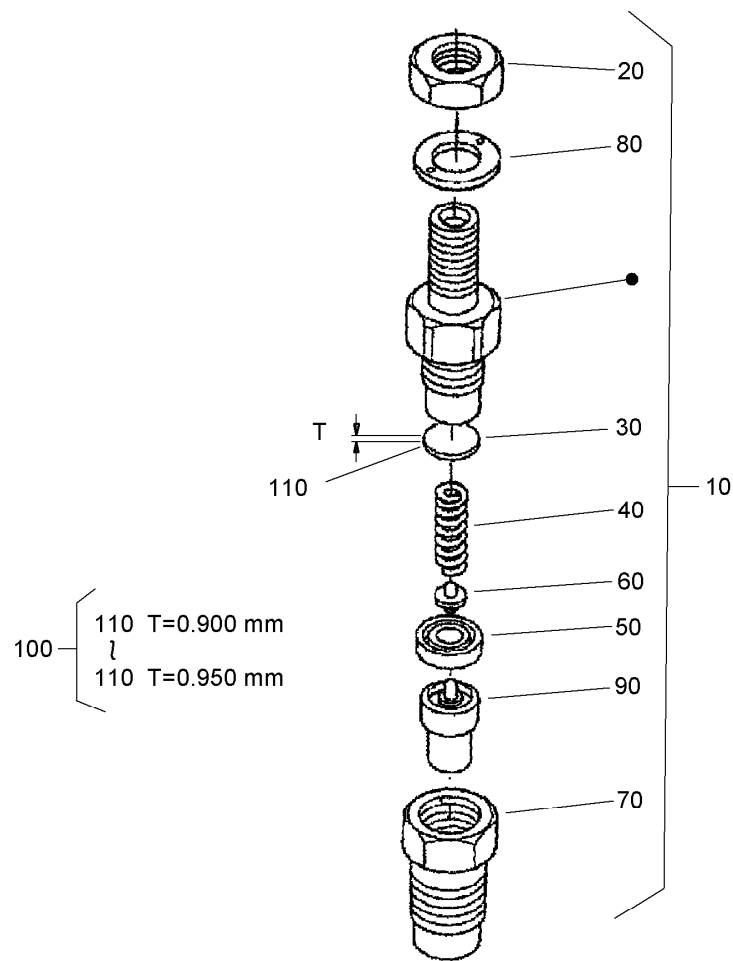
<i>Ref.</i>	<i>Part Number</i>	<i>Qty.</i>	<i>Description</i>
10	110-3769	1	Speed Control Plate ASM
20	112-2821	1	Plate-Control, Speed
30	110-3771	1	Lever-Governor
40	112-2823	1	Collar
50	100-2208	1	O-Ring
60	112-2824	1	Lever-Control, Speed
70	112-2825	1	Nut-Control, Speed
80	110-3775	1	Shaft-Lever
90	110-3776	1	Lever-Stop, Engine
100	110-3777	1	Pin-Spring
110	100-2207	1	O-Ring
120	110-3778	1	Spring-Return
130	110-3779	1	Cap
160	100-1962	1	Gasket-Plate, Control
170	98-7605	2	Bolt
180	112-2507	2	Bolt



Nozzle Holder and Glow Plug Assembly

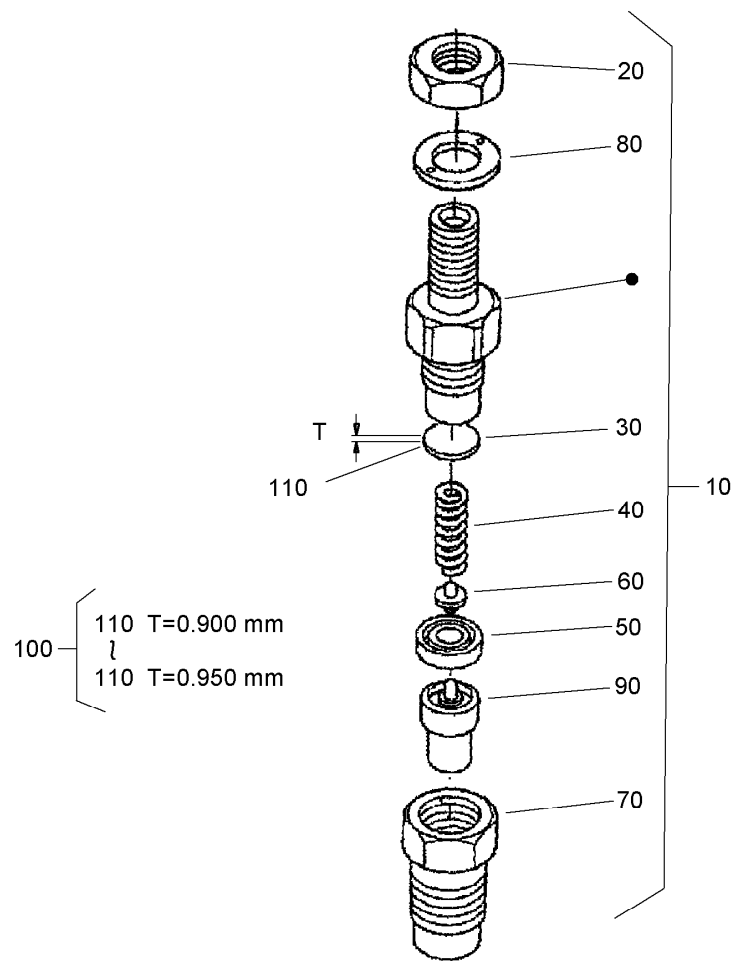
<i>Ref.</i>	<i>Part Number</i>	<i>Qty.</i>	<i>Description</i>
10	110-3780	1	Over Flow Pipe ASM
20	98-9431	1	Screw-Bleeder, Air
30	98-7654	1	Gasket
50	100-1982	3	Nozzle Holder Kit
60	100-1760	3	Nozzle Holder ASM
70	98-7676	3	Gasket
80	98-7677	3	Seal-Heat
90	110-3781	1	Pipe-Injection
100	110-3782	1	Pipe-Injection
110	110-3783	1	Pipe-Injection
120	98-7682	2	Clamp-Pipe
130	98-7683	2	Clamp-Pipe
140	98-7684	2	Screw (W/Washer)

<i>Ref.</i>	<i>Part Number</i>	<i>Qty.</i>	<i>Description</i>
150	112-2831	3	Plug-Glow
160	110-3784	1	Cord-Plug, Glow
170	99-8377	3	Nut-Flange
190	110-3785	1	Fuel Tube ASM
200	110-3786	1	Tube-Fuel
210	98-7671	2	Clip-Pipe
220	110-3787	1	Fuel Tube ASM
230	110-3788	1	Tube-Fuel
240	98-7671	2	Clip-Pipe
250	110-3789	1	Joint-T Pipe
260	110-3790	1	Fuel Tube ASM
270	110-3791	1	Tube-Fuel
280	98-7671	2	Clip-Pipe



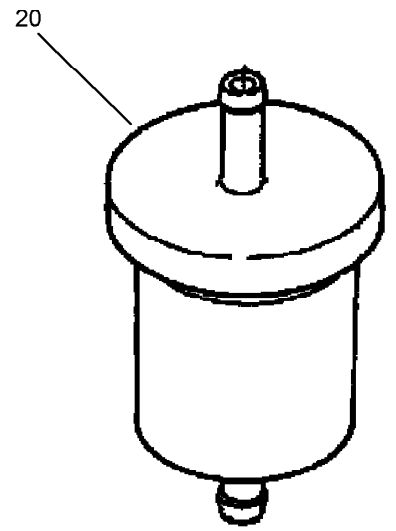
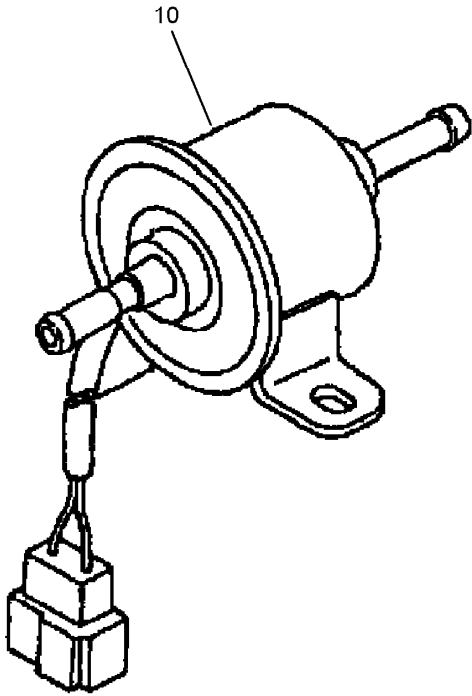
Nozzle Holder and Components

Ref.	Part Number	Qty.	Description	Ref.	Part Number	Qty.	Description
10	100-1758	3	Nozzle Holder ASM	110	98-7849	3	Washer-Adjusting (1.125Mm)
20	98-7613	3	Nut	110	98-7850	3	Washer-Adjusting (1.150Mm)
30	112-2508	3	Washer-Adjusting	110	98-7851	3	Washer-Adjusting (1.175Mm)
40	98-7647	3	Spring-Nozzle	110	98-7852	3	Washer-Adjusting (1.200Mm)
50	98-7665	3	Spacer-Distance	110	98-7853	3	Washer-Adjusting (1.225Mm)
60	98-7666	3	Rod-Push	110	98-7854	3	Washer-Adjusting (1.250Mm)
70	100-2242	3	Nut-Nozzle	110	98-7855	3	Washer-Adjusting (1.275Mm)
80	98-7668	3	Washer	110	98-7856	3	Washer-Adjusting 1.300Mm)
90	100-2009	3	Piece-Nozzle	110	98-7857	3	Washer-Adjusting (1.325Mm)
100	98-9448	3	Adjusting Washer ASM	110	98-7858	3	Washer-Adjusting (1.350Mm)
110	112-2508	3	Washer-Adjusting	110	98-7859	3	Washer-Adjusting (1.375Mm)
110	98-7842	3	Washer-Adjusting (0.950Mm)	110	98-7860	3	Washer-Adjusting (1.400Mm)
110	98-7841	3	Washer-Adjusting (0.925Mm)	110	98-7861	3	Washer-Adjusting (1.425Mm)
110	98-7843	3	Washer-Adjusting (0.975Mm)	110	98-7862	3	Washer-Adjusting (1.450Mm)
110	98-7844	3	Washer-Adjusting (1.000Mm)				
110	98-7845	3	Washer-Adjusting (1.025Mm)				
110	98-7846	3	Washer-Adjusting (1.050Mm)				
110	98-7847	3	Washer-Adjusting (1.075Mm)				
110	98-7848	3	Washer-Adjusting (1.100Mm)				



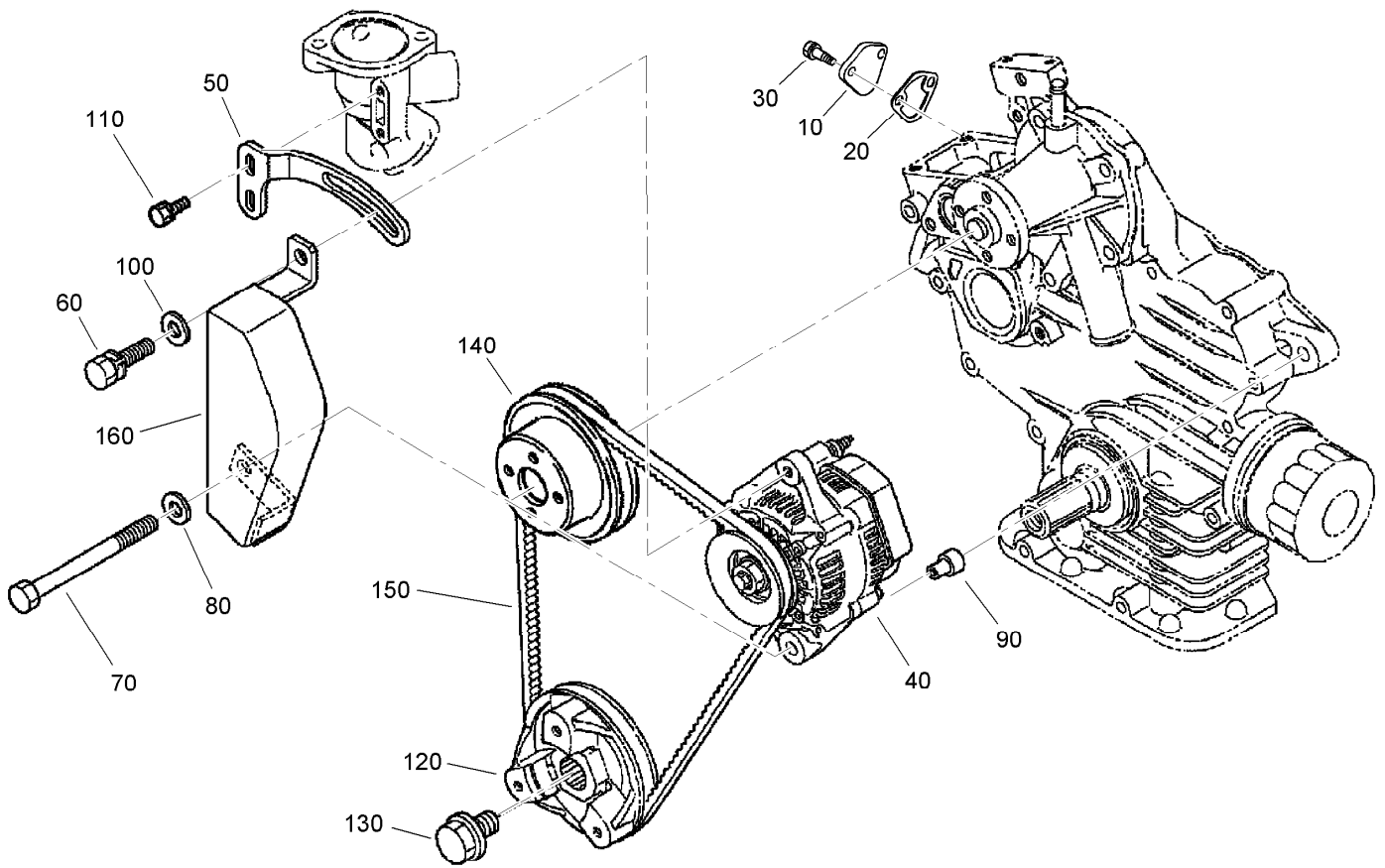
Nozzle Holder and Components (continued)

Ref.	Part Number	Qty.	Description	Ref.	Part Number	Qty.	Description
110	98-7863	3	Washer-Adjusting (1.475Mm)	110	98-7873	3	Washer-Adjusting (1.725Mm)
110	98-7864	3	Washer-Adjusting (1.500Mm)	110	98-7874	3	Washer-Adjusting (1.750Mm)
110	98-7865	3	Washer-Adjusting (1.525Mm)	110	98-7875	3	Washer-Adjusting (1.775Mm)
110	98-7866	3	Washer-Adjusting (1.550Mm)	110	98-7876	3	Washer-Adjusting (1.800Mm)
110	98-7867	3	Washer-Adjusting (1.575Mm)	110	98-7877	3	Washer-Adjusting (1.825Mm)
110	98-7868	3	Washer-Adjusting (1.600Mm)	110	98-7878	3	Washer-Adjusting (1.850Mm)
110	98-7869	3	Washer-Adjusting (1.625Mm)	110	98-7879	3	Washer-Adjusting (1.875Mm)
110	98-7870	3	Washer-Adjusting (1.650Mm)	110	98-7880	3	Washer-Adjusting (1.900Mm)
110	98-7871	3	Washer-Adjusting (1.675Mm)	110	98-7881	3	Washer-Adjusting (1.925Mm)
110	98-7872	3	Washer-Adjusting (1.700Mm)	110	98-7882	3	Washer-Adjusting (1.950Mm)



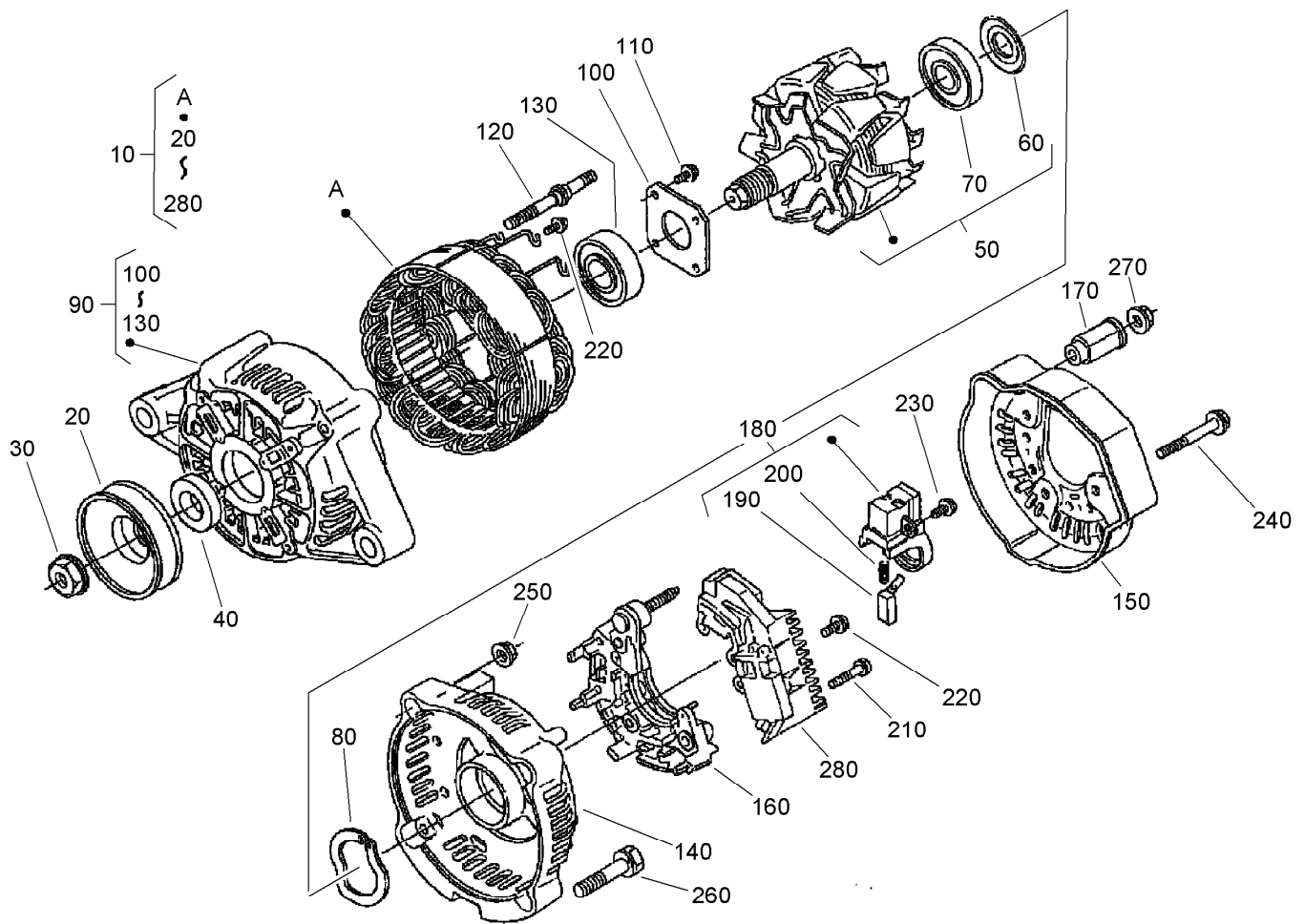
Fuel Pump and Filter Assembly

<i>Ref.</i>	<i>Part Number</i>	<i>Qty.</i>	<i>Description</i>
10	107-0122	1	Pump-Fuel, Electric
20	98-7612	2	Filter-Fuel



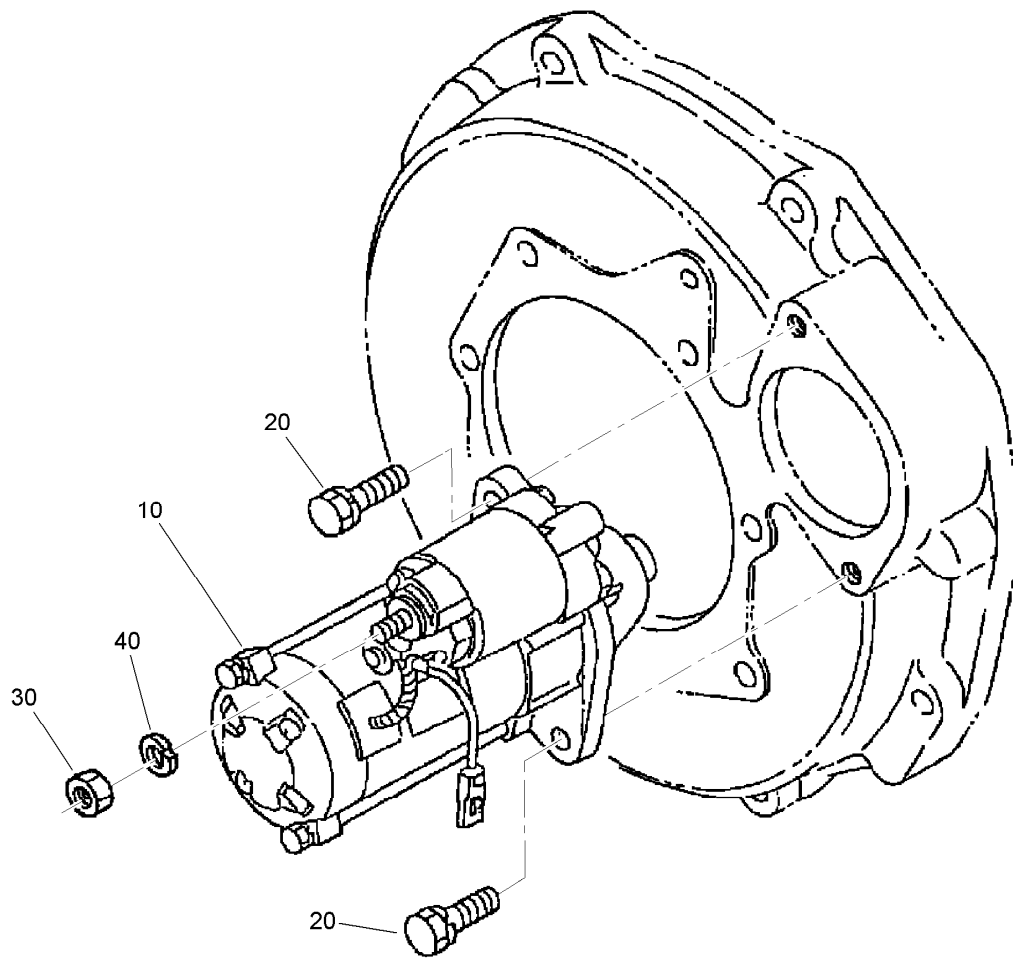
Fuel Cover, Alternator and Pulley Assembly

<i>Ref.</i>	<i>Part Number</i>	<i>Qty.</i>	<i>Description</i>
10	99-3514	1	Cover
20	100-1961	1	Gasket-Pump, Fuel
30	98-7692	2	Bolt
40	98-9474	1	Alternator ASM
50	110-3792	1	Stay-Alternator
60	98-7697	1	Bolt
70	112-2509	1	Bolt
80	98-7660	1	Washer-Plain
90	110-3794	1	Collar
100	107-0119	1	Washer-Plain
110	98-7692	2	Bolt
120	112-2510	1	Pulley-Drive, Fan
130	100-1978	1	Bolt
140	100-1921	1	Pulley-Fan
150	112-2511	1	Belt
160	110-3797	1	Cover



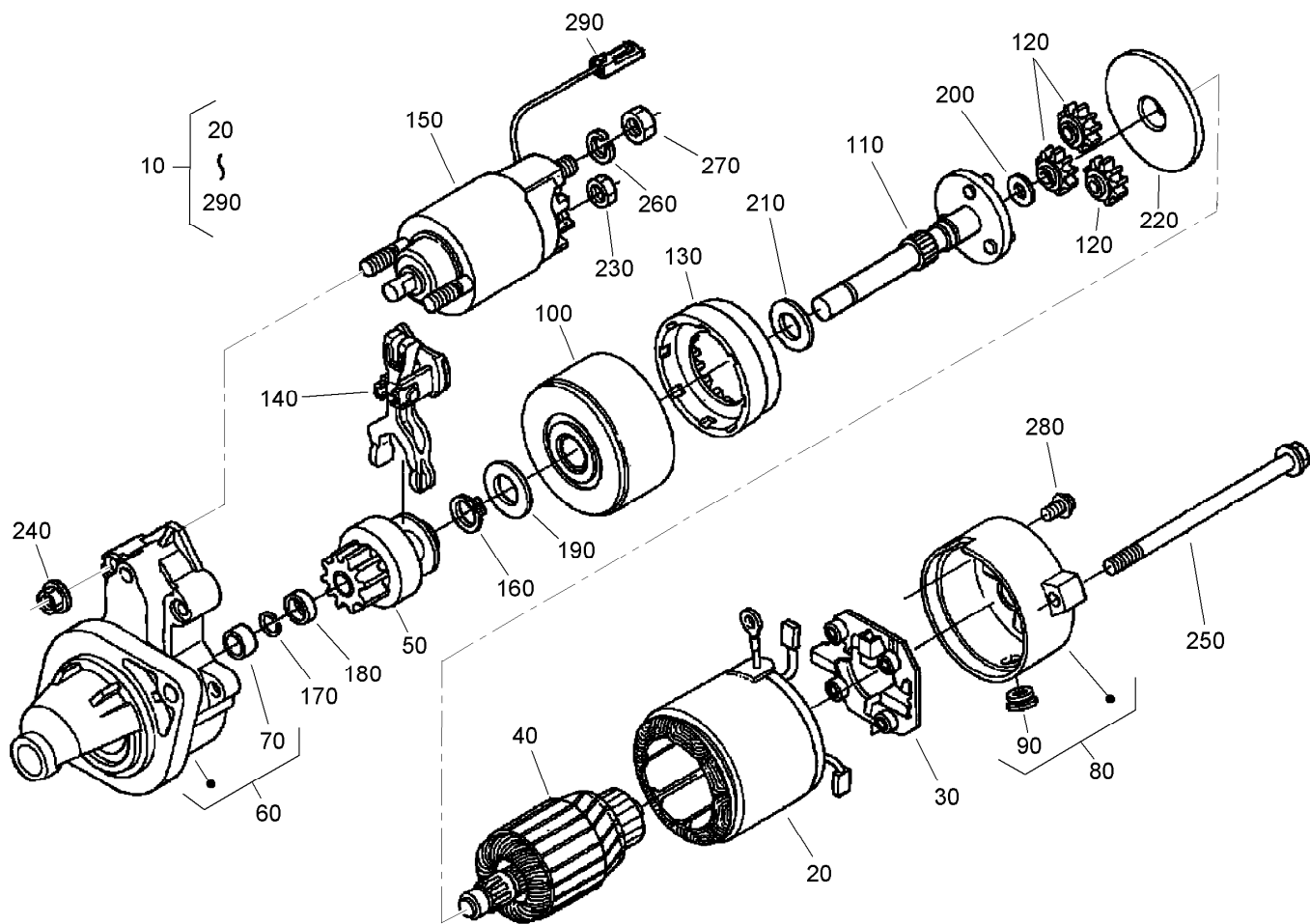
Alternator Components

<i>Ref.</i>	<i>Part Number</i>	<i>Qty.</i>	<i>Description</i>	<i>Ref.</i>	<i>Part Number</i>	<i>Qty.</i>	<i>Description</i>
10	98-9474	1	Alternator ASM	150	107-0140	1	Cover-End
20	98-9453	1	Pulley-Dynamo	160	98-7721	1	Rectifier ASM
30	98-7708	1	Nut	170	98-7722	1	Bushing-Insulation
40	98-7709	1	Collar	180	107-0141	1	Brush Holder ASM
50	107-0136	1	Rotor ASM	190	98-7724	2	Brush
60	98-7711	1	Cover-Bearing	200	98-7725	2	Spring-Brush
70	107-0138	1	Bearing-Ball	210	98-7726	2	Screw-Head, Round
80	98-7713	1	Washer-Thrust	220	98-7727	6	Screw-Head, Round
90	107-0139	1	Drive End Frame ASM	230	98-7728	1	Screw-Head, Round
100	98-7715	1	Plate-Retainer	240	98-7729	3	Bolt
110	98-7716	4	Screw-Head, Round	250	98-7730	2	Nut
120	98-7717	2	Bolt-Through	260	98-7731	2	Bolt
130	107-0137	1	Bearing-Ball	270	98-7732	1	Nut
140	107-9087	1	Frame-End	280	110-3799	1	Regulator ASM



Starter Assembly

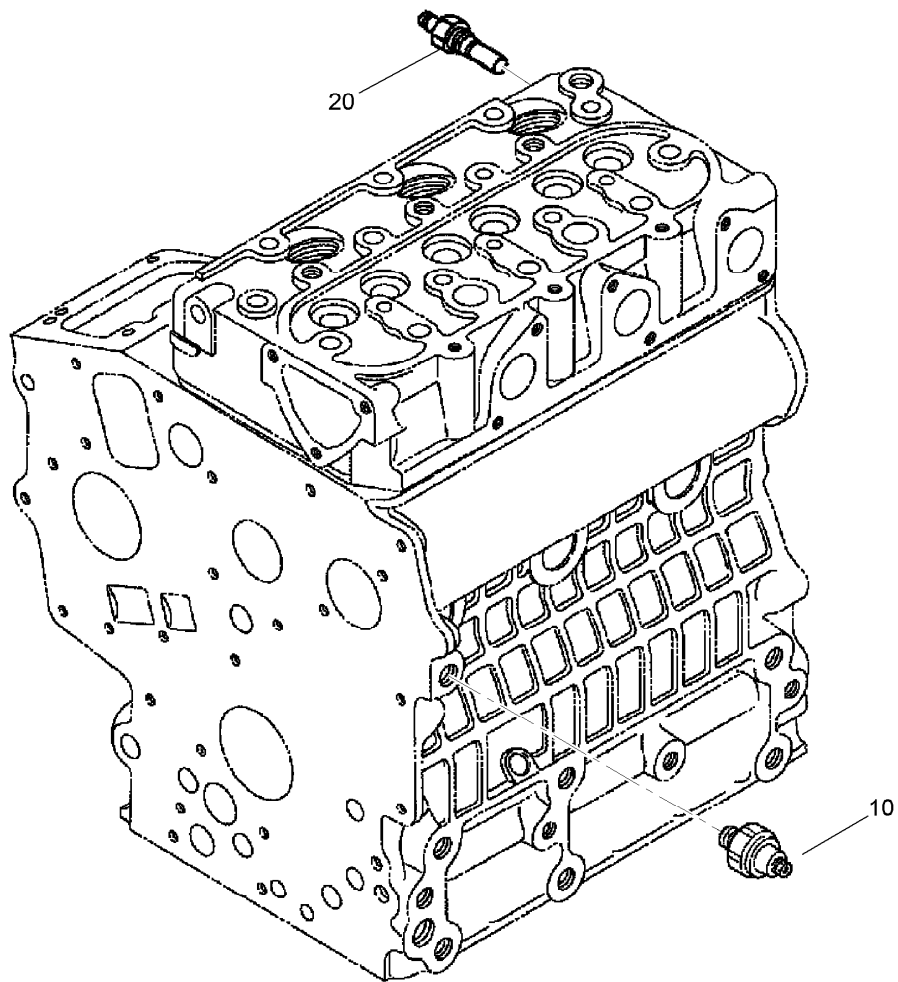
<i>Ref.</i>	<i>Part Number</i>	<i>Qty.</i>	<i>Description</i>
10	100-2179	1	Starter ASM
20	98-7438	2	Bolt
30	98-7534	1	Nut
40	105-2893	1	Washer-Spring



Starter Components

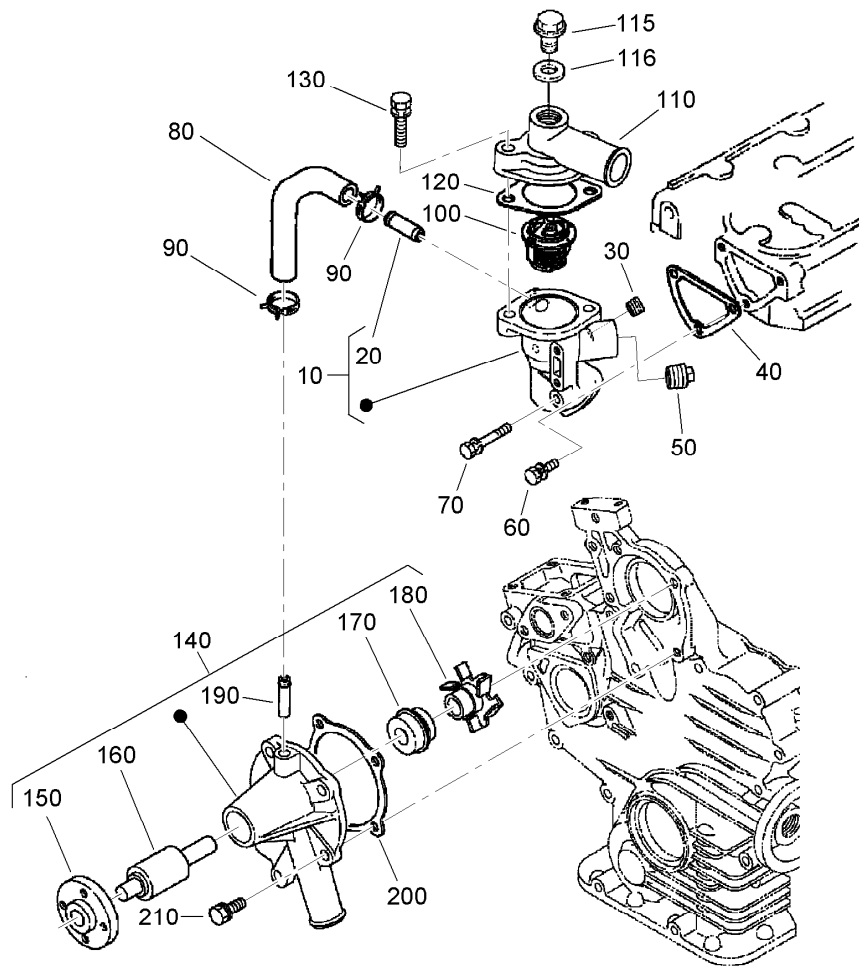
<i>Ref.</i>	<i>Part Number</i>	<i>Qty.</i>	<i>Description</i>
10	112-2832	1	Starter ASM
20	100-2181	1	Starter Yoke ASM
30	100-2222	1	Holder ASM
40	100-2182	1	Armature ASM
50	100-2185	1	Starter Clutch ASM
60	100-2180	1	Starter Housing ASM
70	100-2183	1	Bearing
80	100-2186	1	Frame ASM
90	100-2213	1	Cover
100	100-2223	1	Bearing ASM
110	100-2187	1	Starter Shaft ASM
120	100-2220	3	Gear
130	100-2221	1	Gear
140	100-2218	1	Lever
150	100-2211	1	Magnetic Switch ASM

<i>Ref.</i>	<i>Part Number</i>	<i>Qty.</i>	<i>Description</i>
160	100-2219	2	Ring-Snap
170	100-2212	1	Ring-Snap
180	100-2216	1	Collar
190	100-2224	1	Washer-Plain
200	100-2225	1	Washer-Plain
210	100-2226	1	Washer-Plain
220	100-2227	1	Plate
230	100-2243	1	Nut-Hex
240	100-1813	2	Nut
250	100-2210	2	Bolt-Through
260	100-2215	1	Washer-Spring
270	100-2171	1	Nut-Hex
280	100-2188	2	Screw
290	99-1434	1	Wire-Lead



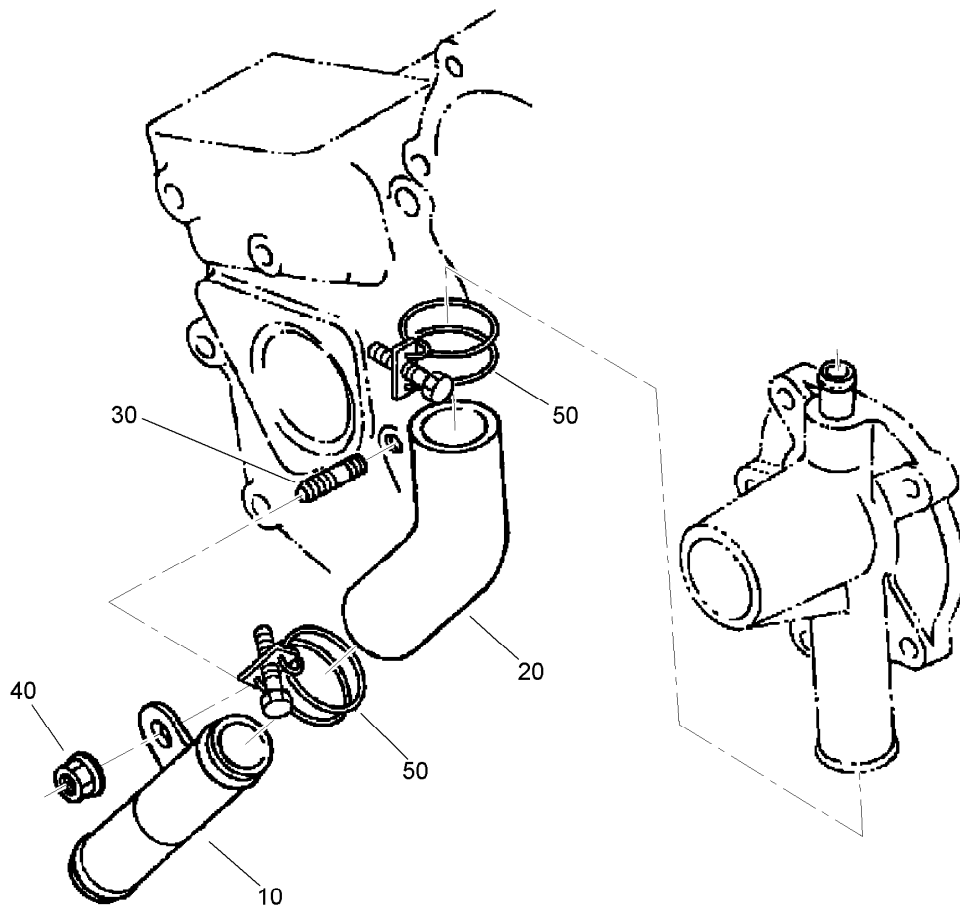
Oil Switch and Thermometer

<i>Ref.</i>	<i>Part Number</i>	<i>Qty.</i>	<i>Description</i>
10	98-7764	1	Switch-Oil
20	99-3582	1	Thermoswitch



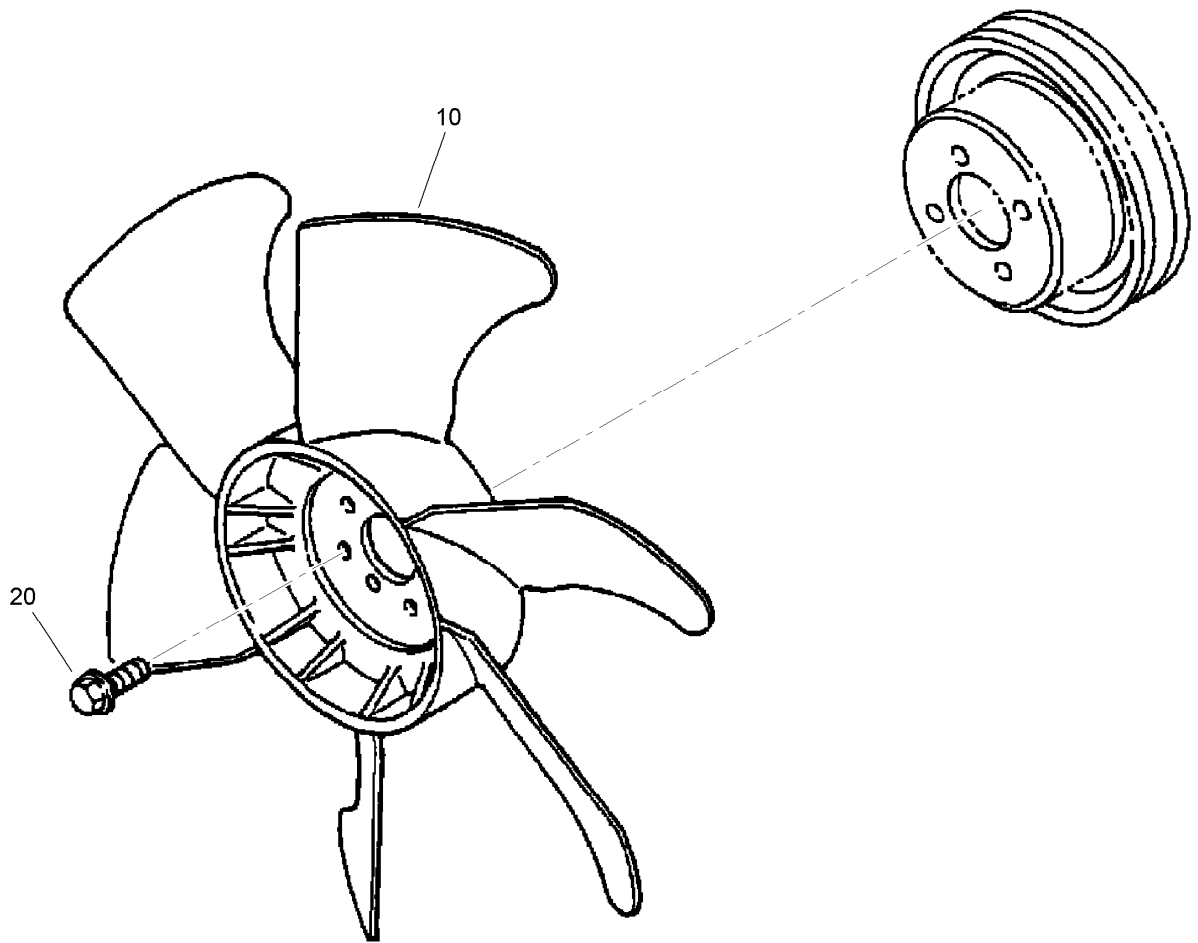
Water Flange, Thermostat and Water Pump Assembly

<i>Ref.</i>	<i>Part Number</i>	<i>Qty.</i>	<i>Description</i>
10	110-3819	1	Flange-Water
20	98-9580	1	Pipe-Return, Water
30	98-9444	1	Plug
40	112-2834	1	Gasket-Flange, Water
50	110-3821	1	Plug
60	98-7692	2	Bolt
70	98-9355	1	Bolt
80	110-3822	1	Pipe-Return, Water
90	98-9579	2	Band-Pipe
100	98-7778	1	Thermostat ASM
110	112-2512	1	Cover-Thermostat
115	105-3747	1	Plug
116	99-3583	1	Gasket
120	105-3748	1	Gasket-Thermostat
130	98-7777	2	Bolt
140	110-3824	1	Water Pump ASM
150	100-1933	1	Flange-Pump, Water
160	100-1934	1	Bearing-Ball
170	99-3518	1	Water Pump Seal ASM
180	110-3825	1	Impeller-Pump, Water
190	105-3751	1	*obs* Pipe-Return, Water
200	110-3826	1	Gasket-Pump, Water
210	100-1750	4	Bolt



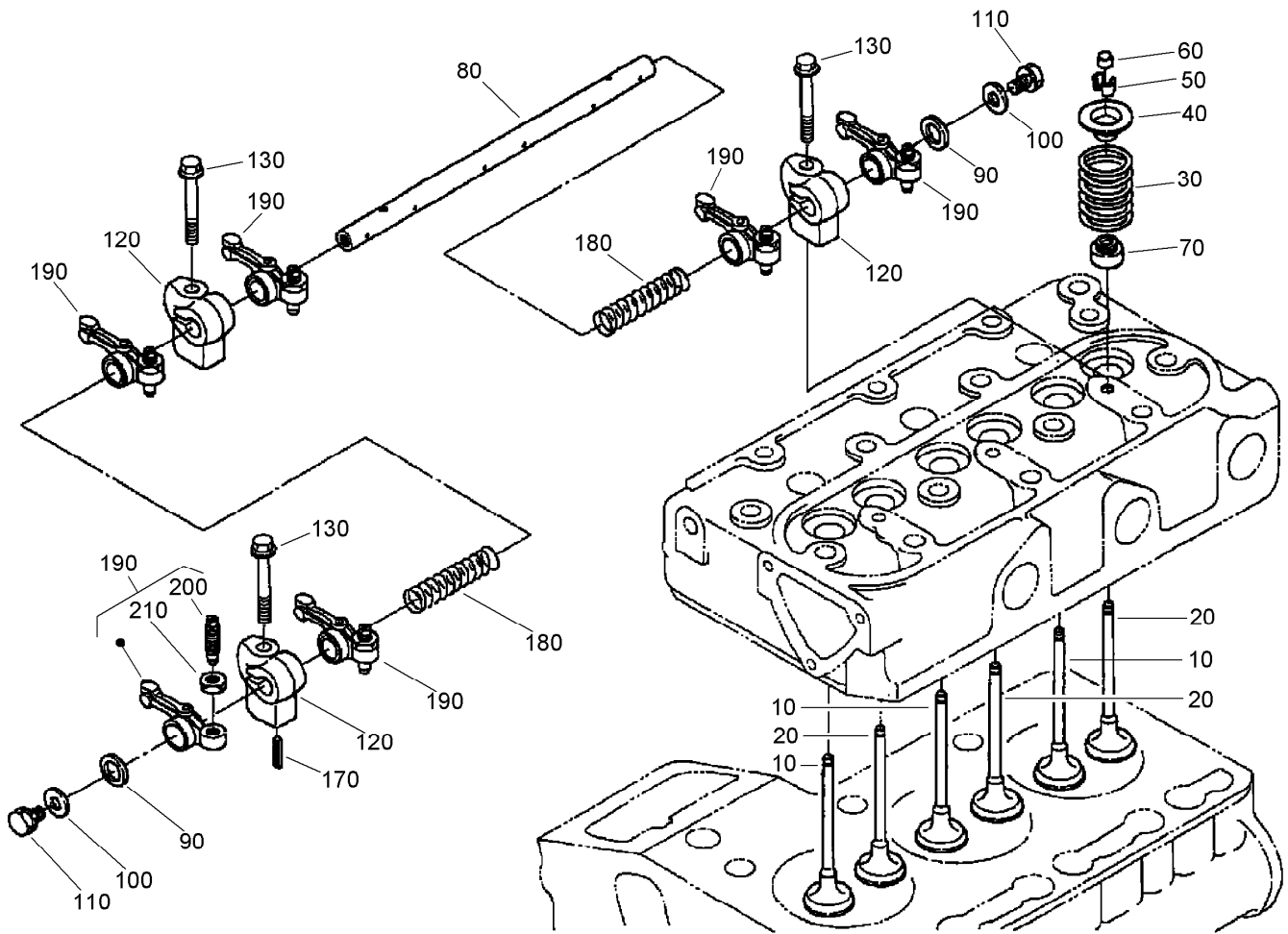
Water Pipe Assembly

<i>Ref.</i>	<i>Part Number</i>	<i>Qty.</i>	<i>Description</i>
10	100-1918	1	Pipe-Water
20	110-3827	1	Pipe-Water
30	100-1924	1	Stud
40	100-2203	1	Nut-Flange
50	112-2837	2	Clamp-Pipe



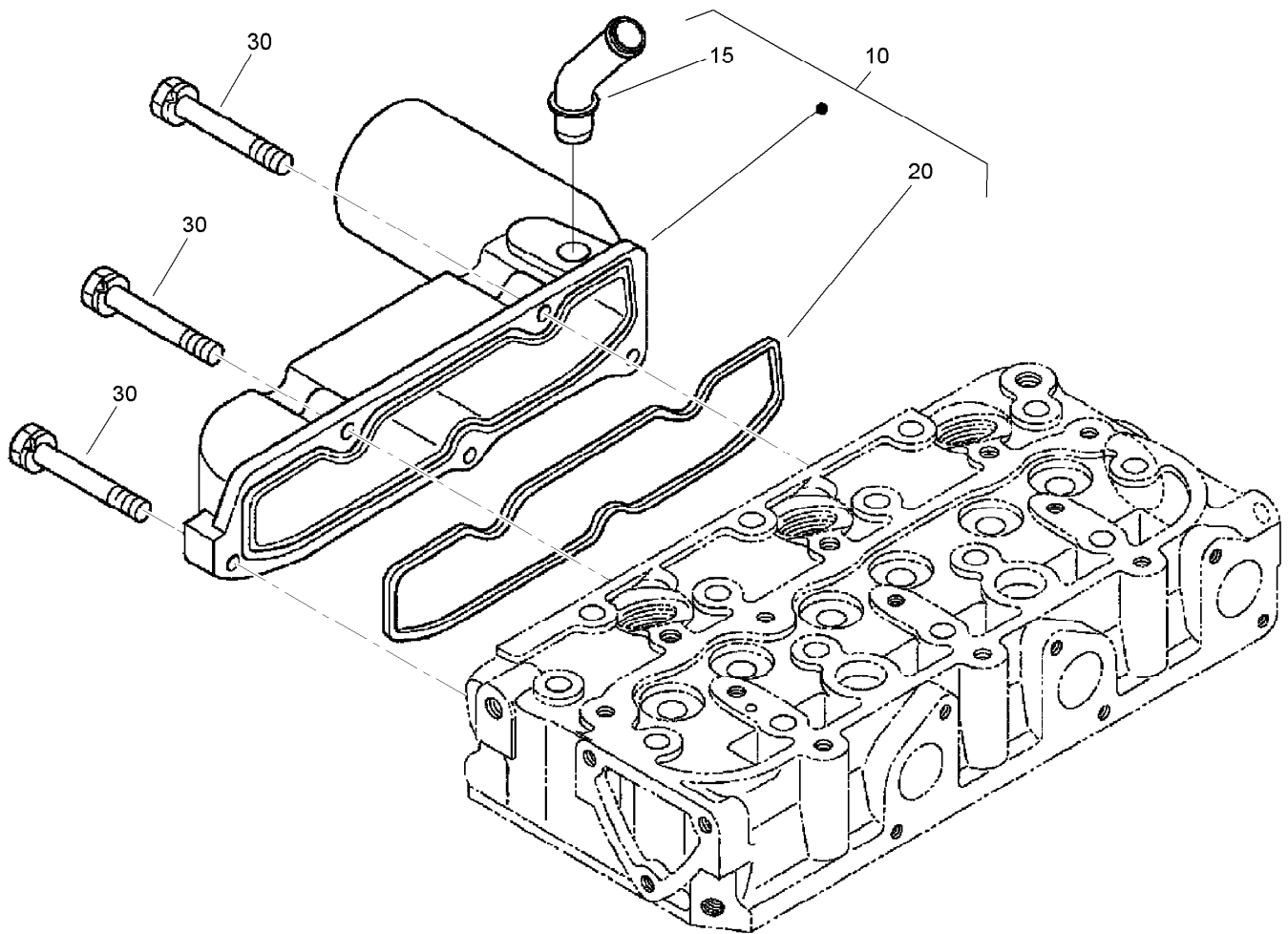
Fan Assembly

<i>Ref.</i>	<i>Part Number</i>	<i>Qty.</i>	<i>Description</i>
10	112-2513	1	Fan [f/W Engine]
20	99-8363	4	Bolt-Flange



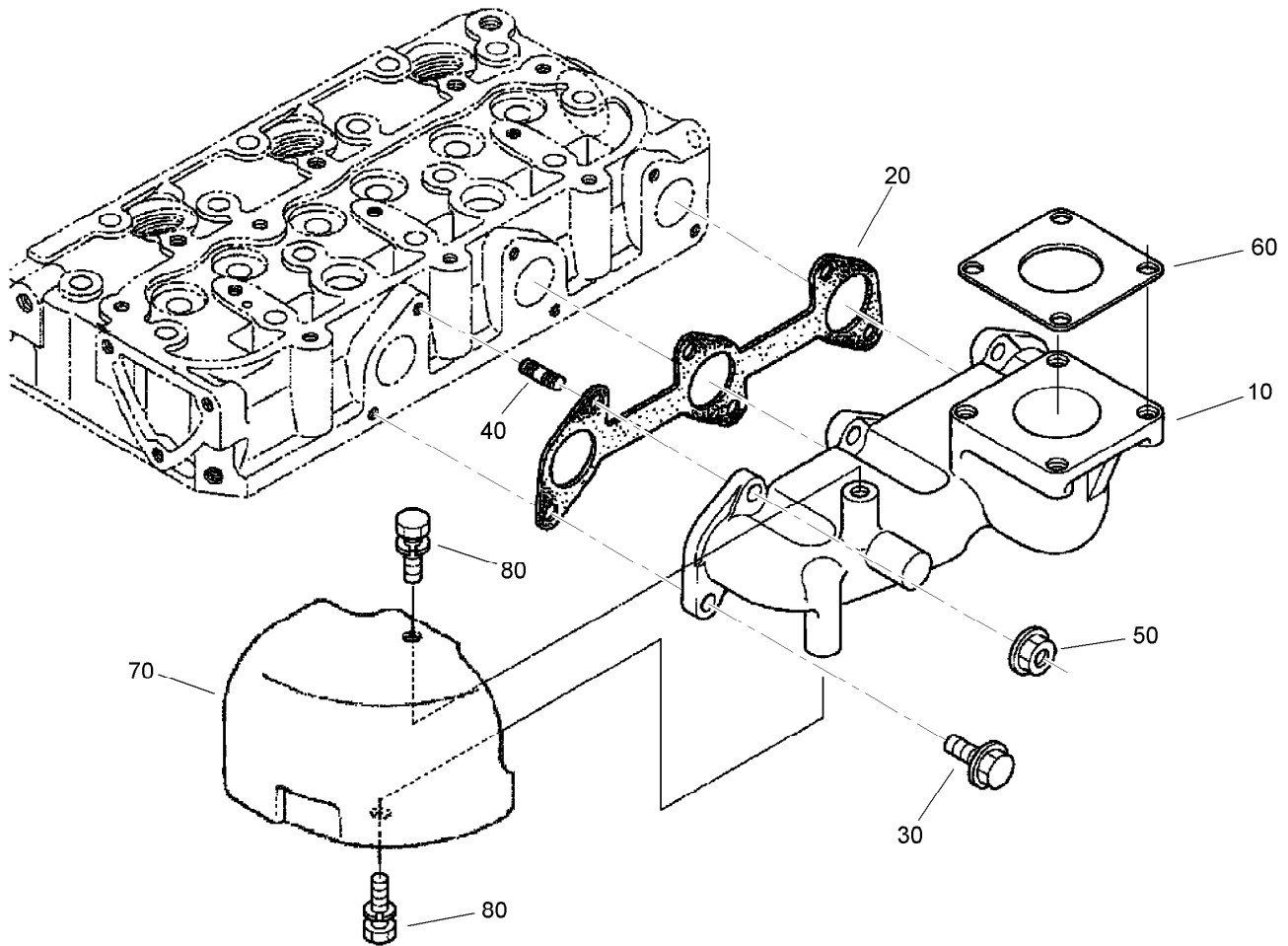
Valve and Rocker Arm Assembly

Ref.	Part Number	Qty.	Description
10	112-2514	3	Valve-Inlet
20	112-2515	3	Valve-Exhaust
30	100-1823	6	Spring-Valve
40	100-1825	6	Retainer-Spring, Valve
50	100-1826	6	Collet-Spring, Valve
60	100-2155	6	Cap-Valve
70	100-1797	6	Seal-Stem, Valve
80	110-3831	1	Shaft-Arm, Rocker
90	100-2044	2	Washer
100	110-3832	2	Washer-Plain
110	100-1762	2	Bolt
120	110-3833	3	Bracket-Arm, Rocker
130	110-3834	3	Bolt-Flange
170	98-7602	1	Pin-Spring
180	110-3835	2	Spring
190	100-1884	6	Rocker Arm ASM
200	100-1885	6	Screw-Adjusting
210	100-1827	6	Nut



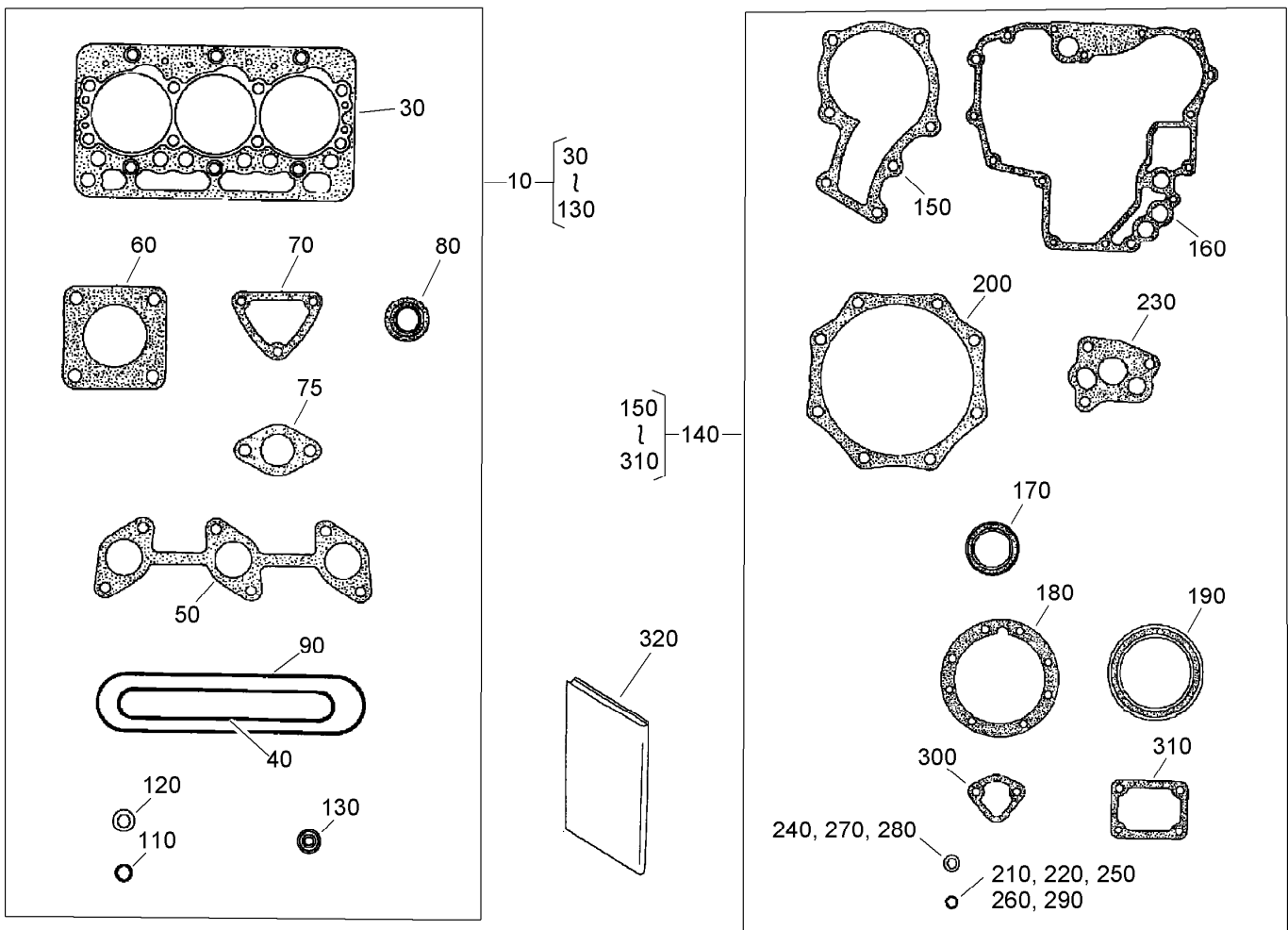
Inlet Manifold Assembly

<i>Ref.</i>	<i>Part Number</i>	<i>Qty.</i>	<i>Description</i>
10	110-3836	1	Inlet Manifold ASM
15	112-2840	1	Pipe-Breather
20	110-3838	1	Gasket-Manifold, Intake
30	98-9352	5	Bolt



Exhaust Manifold Assembly

<i>Ref.</i>	<i>Part Number</i>	<i>Qty.</i>	<i>Description</i>
10	112-2516	1	Manifold-Exhaust
20	110-3840	1	Gasket-Manifold, Exhaust
30	100-1775	3	Bolt
40	107-0116	3	Bolt-Flange
50	100-1778	3	Nut
60	100-1984	1	Gasket-Muffler
70	112-2517	1	Cover-Heat
80	100-9265	2	Bolt



Gasket Kits and Operator Manual

Ref.	Part Number	Qty.	Description
10	112-2518	1	Upper Gasket Kit
30	112-2520	1	Gasket-Head, Cylinder
40	110-3838	1	Gasket-Manifold, Intake
50	110-3840	1	Gasket-Manifold, Exhaust
60	100-1984	1	Gasket-Muffler
70	110-3820	1	Gasket-Flange, Water
75	105-3748	1	Gasket-Thermostat
80	100-1797	6	Seal-Stem, Valve
90	112-2521	1	Gasket-Cover, Head
110	98-7430	1	O-Ring
120	98-7676	3	Gasket
130	98-7677	3	Seal-Heat
140	110-3847	1	Lower Gasket Kit
150	100-1976	1	Gasket-Pump, Water
160	110-3709	1	Gasket-Gearcase
170	100-1971	1	Seal-Oil

Ref.	Part Number	Qty.	Description
180	112-2812	1	Gasket-Case, Bearing
190	110-3724	1	Seal-Oil
200	100-1876	1	Gasket-Case, Bearing
210	100-2206	3	O-Ring
220	100-2209	1	O-Ring
230	100-2003	1	Gasket-Pump, Oil
240	98-7654	1	Gasket
250	100-2208	1	O-Ring
260	100-2207	1	O-Ring
270	98-7654	2	Gasket
280	112-2519	1	Gasket
290	105-3776	1	O-Ring
300	98-9636	1	Gasket-Pump, Fuel
310	100-1962	1	Gasket-Plate, Control
320	112-2522	1	Manual-Operator

Attachments and Accessories

For 22320 Dingo TX 525 Wide Track Compact Utility Loader

Product Name	Model/Part
Road Wheel Kit.....	106-7620
Road Wheel Kit (5-Pack)	106-7627
Reference Guide Kit	107-9310
Alignment Tool	110-0069
4 Cubic Foot Standard Bucket	22409
Loose Materials Bucket	22410
48in Hydraulic Blade.....	22414
Rotary Broom	22415
Bore Drive Head	22420
Multi-Purpose Tool.....	22423
Power Box Rake.....	22425
Stump Grinder	22429
Tree Forks	22438
The Eliminator Scarifier/Groomer	22443
40in Tiller	22445
Snowthrower.....	22456
Trencher Head.....	22470
High-Speed Trencher Head	22471
Narrow Bucket.....	22520
Auger Head	22802
Universal Swivel Auger Head	22803
Soil Cultivator	23101
Concrete Breaker	23135
Adjustable Forks.....	23164
Leveler.....	23165



Count on it.