

Medical Device Depot
Inc.

www.medicaldevice depot.com
1-877-646-3300

Vision Tester VT1

Automated screening and visual function exploration device



Advanced Technology for Enhanced Screening

- Ideal for:
- * Occupational Health practitioners.
 - * FAA examiners
 - * School Nurses and pediatricians

Depisteo Vision Tester VT1

Weight and size adapted



Used mainly by Medical and Vision screening professionals, the Depisteo Vision Tester VT1 is a reliable solution for near vision tests for wearers of progressive lenses. It is **light-weight, compact** and **portable**.



Far and near vision

Without constraint or effort, the patient moves from far vision to near vision simply by lowering the regard.

The reading angle, through lower lenses, is adapted to wearers of progressive lenses, who are used to reading in this manner.



Revolution in Visual Exploration

Remotly controlled system



Remote control

No physical interaction with the device needed. The programmable remote control of the Depisteo Vision Tester VT1 is capable of initializing a quick series of routine tests or a full, variable series of in-depth tests.

Tests results are logged on a Patient Response Form.



Computer Interface

The Computer Interface System allows the use of a regular PC to run the Depisteo Vision Tester VT1. Driven by sophisticated yet user-friendly software, test results are viewed on your computer screen and printed with a standard printer.

The Depisteo Vision Tester VT1 is connected to the computer via the supplied USB lead.



Wide Range of Visual Screening Tests

A multitude of tests in a light-weight device!

The test band is composed of high-density photographic film, containing 16 different slides.

Looking into the Vision Tester, a sensation of quality is perceived, with the fineness of the optotype contours and the high density of the black in relation to the white.

Main tests*:

- Test 1 Letters (Binocular)
- Test 2 Letters (Monocular)
- Test 3 Tumbling E (Monocular)
- Test 4 Tumbling E (Binocular)
- Test 5 Astigmatism Test (Binocular and Monocular)
- Test 6 Landolt ring (Binocular)
- Test 7 Landolt ring (Monocular)
- Test 8 Low Vision Test (Binocular)
- Test 9 Low Vision Test (Monocular)
- Test 10 Stereopsis Test (Binocular)
- Test 11 Phorias (Vertical and horizontal)
- Test 12 Fusion (Binocular)
- Test 13 Numbers colors test (Binocular or Monocular)
- Test 14 Daisy colors test (Binocular or Monocular)
- Test 15 ARMD Test (Binocular or Monocular)
- Test 16 Contrast Test (Binocular or Monocular)

Silver Model:

With this model, all the above tests can be performed. The level of lighting can be lowered to perform visual acuity tests in “dusk” lighting. Tests are performed from as far as 20’, or as close as 14”.

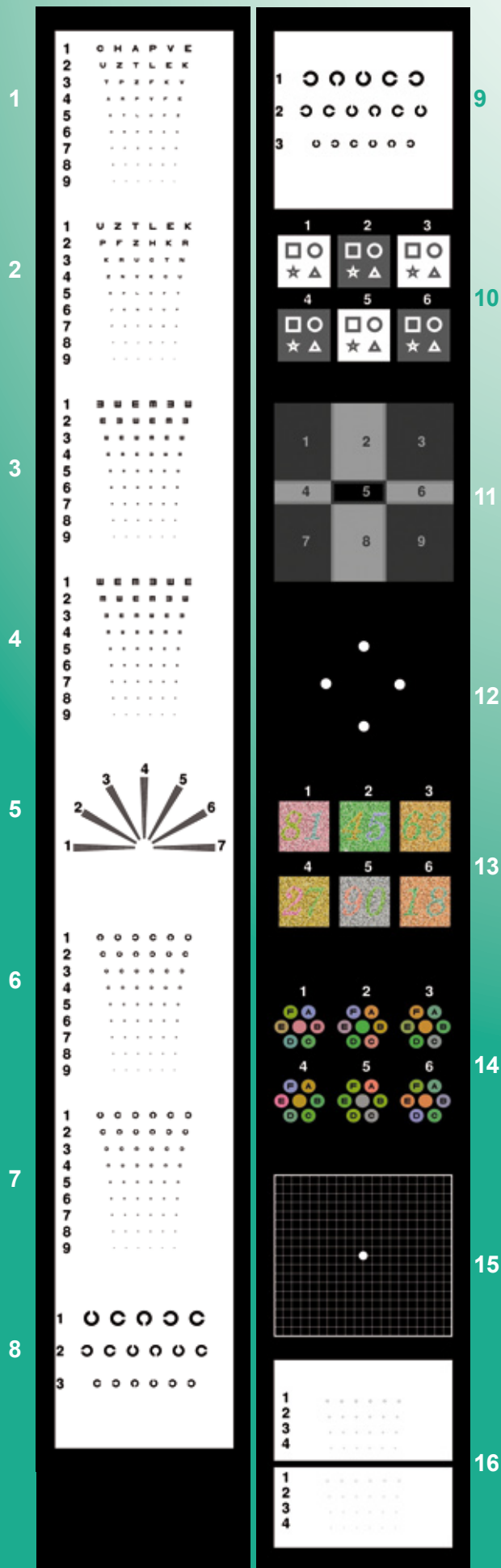
Master Model:

The Master version includes the tests from the Silver model as well as the tests below:

- Test 17** Intermediate vision test (24 inches)
- Test 18 Vertical and horizontal visual field test

* The Band and the test list are an illustration of the tests available, customized tests are available on demand.

** Other lenses are available on demand.



Visual Field Test



Horizontal and vertical visual field screening.

20 LED stimuli sweep the horizontal (temporal & nasal) and vertical visual fields.

Removable Headrest detection

To ensure the patient's face is in the correct position, the slides will only light up when the forehead is in the correct position, activating the pressure sensitive elastometer.


This part is easily removed for disinfection or interchanging.



Inclination adaptable to the patient

The Depisteo Vision Tester VT1 is inclined for ease of transport and for easy access to the connection leads.

It also adapts to each patient, allowing them to remain in a relaxed position throughout the test.





Features:

Depisteo LCC reserves the right to modify, without prior notice, the features and performance of the Depisteo Vision Tester VT1.

Standard Accessories

- 1 user manual
- 1 power plug
- 1 headrest

Remote-control Version

- 1 remote control
- 1 pad of 100 patients response forms
- 1 table of correct responses

Computerized version

- 1 Depisteo software
- 1 USB lead

Optional Accessories

- Transport case
- Computer equipment
- Disinfecting liquid or cloths
- Pads of 100 patients response forms
- Headrest

The VT1 is automated and remotely operated. It can thus be placed in the ideal position in the test room, without the operator having to move around.

Amazingly quick and silent, **the VT1 is operated with the fingertips, or with the click of a mouse.** Tests can be adapted to the professional risks of each patient, by programming test protocols.

The lighting arrangement is composed of 8 white LEDs on the right side and 8 white LEDs on the left side, driven by a micro-controller. This lighting is homogenized by a diffuser, ensuring clear, powerful back-lighting.

The LEDs are low consumption, avoiding high voltage within the VT1. The absence of heat increases the life-span of the product and the display slides.



General features:

Silver Model: Far and near vision lenses
 Master Model: Far, near and intermediate vision lenses, vertical and horizontal visual fields

Remote control
 Driver Option: Back-lit LCD remote control

Depisteo Software
 Driver Option: VT1 software and USB lead.
 Height: In working position, maximum height of 19.7 "
 Width: Maximum width at base: 10.2 "
 Weight: Without driver system: 10.3 lbs (without remote control)
 Luminous intensity: Maximum: 200 candelas/m². Progressive increase in intensity.
 Lighting system: Lighting by 16 white LEDs and diffuser system.
 Reactivity: Time between 2 neighbouring tests: 2 sec.
 Time to go from one lens to another: 1.5 sec.

Test time: Routine test: 2 min. In-depth test: 4 min.
 Visual acuity tests: Optotypes: letters, numbers, Landolt rings.
 Other tests: Contrast sensitivity, astigmatism, phorias, stereopsis, fusion, ARMD, colors (vertical and horizontal field option, Master model)
 Luminous conditions: Day vision, low light vision, dusk vision.

Conformity:

Standards: Test specifications defined according to data of the EN ISO 8596 ophthalmic optics standard: measurement of visual acuity, standardized optotypes and their presentation.

CE Marking: Class I medical devices according to directive 93/42/EEC.

Safety: EN60601-1 standard.

Electromagnetic compatibility:
 IEC 60601-1-2 standard.

