


# POD SOLUTIONS FOR DATA CENTERS



**KOHLER**<sup>®</sup>  
IN POWER. SINCE 1920.

KOHLER POWER  
AMERICAS

KOHLER POWER  
EMEA

KOHLER POWER  
CHINA

KOHLER POWER  
INDIA

KOHLER POWER  
SEA

5 manufacturing locations

15 logistic hubs

10,000+ dealers

# THE POWER YOU NEED. ANYTIME, ANYWHERE.

A global force in power solutions since 1920, Kohler is committed to reliable, intelligent products, advanced engineering and responsive after-sale support.

As the largest privately-owned power generation manufacturer in the world, we have 100 years of experience in industrial power and benefit from global R&D, manufacturing, sales and distribution integration.

# KOHLER PODs POWER OPTIMIZED DESIGNS FOR DATA CENTERS

Inspired by our clients, we developed dedicated solutions for the data center industry worldwide.

Our PODs are designed with standard and reliable components—and available in a variety of configurations. Whether you need to secure the power supply of your data center or simply replace your current backup generators, we have the perfect power options for your business.

Our qualified technical teams will guide you towards the right technical solution for your project, based on your individual requirements and regulations.

# OUR PODS PROVIDE GUARANTEED LEAD TIMES AND **RELIABLE POWER AT A COMPETITIVE VALUE**

## BENEFITS

Short lead-time and quick deployment

Optimized design for data centers

Easy for operations

Stackable and rackable solutions

See video  
of the PODs



## DENSITY PODs

Walk-in enclosure / 45-Ft container  
Best Power Density on the market

## HYPERSCALE DATA CENTER

Up to 500 MW



## MODULAR PODs

40-Ft container / Skin-tight  
Stackable, rackable  
Quick deployment

## REGIONAL DATA CENTER

Up to 25 MW



## X-PRESS PODs

Canopy / Skin-tight / 20-Ft container  
Compact  
Short lead time

## EDGE DATA CENTER

Up to 5 MW



# YOUR CHALLENGES OUR EXPERTISE

A data center's electrical power supply can be provided by several different circuits and supplemented by energy storage systems and generators. To provide a "no-break" power supply, data centers need two independent power sources provide redundancy and risk reduction, rather than a single source of inbound power.



## Uptime and reliability

Designing power systems that meet the requirement for the highest levels of uptime (e.g. the Uptime Institute Tier IV standard) requires expert attention to system architecture and equipment redundancy. Our priority is to provide you with a reliable and flexible solution for your project, including paralleling two or more generators.

## Noise

Our teams focus on generator set design and installation to consider the local environmental impact noise will have on populated areas and to comply with sound levels regulations all over the world. Kohler measures the sound emitted by all its generator systems, whether open or fully sound attenuated, to ensure the generator selected is within your site location noise regulations.

## Emissions

Kohler complies with global and local emissions standards (e.g., EPA, MCP, etc.) thanks to our advanced engine design and exhaust equipment. Our KD Series generators are specially engineered to allow the lowest levels of emissions particles on the market.

## Compact design

The footprint of a generator—in terms of both surface area and volume—is key to ensuring its integration into an environment, regardless of space constraints. That's why KOHLER® generators pack big performance into a compact frame, in both soundproofed and open versions.

# YOUR PROJECT OUR PRIORITY

From standard solutions to specific design, Kohler always supports your needs with a dedicated approach.



## 1 PLANNING

- Conceptual Design
- Detailed Proposal
- Site Survey & Planning
- Quotation & Recommendation
- Budgeting

## 2 PROJECT EXECUTION

- Equipment Selection
- Implementation & Construction
- Shop Drawing & Site Preparation
- Equipment Delivery & Installation
- Contracting Agreement & Scope of Work

## 3 POST-INSTALLATION

- Testing & Commissioning
- Maintenance Contracts
- Functionality Test
- Scheduled Preventive Maintenance
- Training & Documentation
- Emergency Service

Each project submitted to Kohler follows a proven process from planning to the post-installation maintenance. A succession of pre-established steps mastered by all our teams provides you with the guarantee of flawless efficiency.

From planning the design and choice of equipment to final testing and commissioning, we have one goal: to offer you reliable power systems, precisely designed to your specifications. Great flexibility in manufacturing, extreme rigor during testing, meticulous precautions during commissioning—everything is done to provide you with a solution adapted to your activity and your budget.

**GLOBAL STRENGTH  
LOCAL SUPPORT**

KOHLER® PODs are pre-designed modules, which offer the best solution for scaling your data center power for expansion or incremental growth.

The modules are fully integrated to include a control panel, generating set, monitoring, security, fire system and cooling.

## CHOOSE FROM ONE OF OUR BASE DESIGNS OR CUSTOMIZE FOR YOUR SPECIFICS NEEDS.



### Data Center Mission Critical for Continuous Power

Kohler is accredited by the Uptime Institute to deliver DCP rating power for your data center. We are also able to design solutions in compliance with Uptime Institute Tier I to IV requirements.



### Standard Features

- Double starter
- Circuit breaker
- Dead bus synhronizing
- G3
- Class F alternator




### Certifications

#### EMEA

- ISO8528-5
- CE
- EPA Tier 2
- MCP ready

#### NAFTA

- IBC
- OSHPD
- Wind Load
- Missile Impact
- UL2200 Listed
- NFPA 70, 37 & 100
- EPA Tier 2



### Operating Ambient Conditions

- T° min/max: 10 to 40°C
- Humidity: 0-100%
- Altitude: Up to 1000 m

# X-PRESS PODs

Power Optimized Design

**EDGE DATA CENTER** Up to 5 MW  
Compact and short lead time

50 Hz kWe

**500**

**1440**

4000

60 Hz kWe

**500**

**1750**

4000



- Enclosure: **Canopy**
- Max Power: **1200 kWe (50Hz) - 1000 kWe (60Hz)**
- Sound Level\*: 76 dB(A) @ 7 m (SL2, 50Hz)  
82 dB(A) @ 7 m (SL1, 60Hz)
- Dimensions: L 6.80 x W 2.16 x H 2.75 m
- Fuel System: Belly Tank (High fuel capacity for large autonomy)



- Enclosure: **20-ft container**
- Max Power: **1440 kWe (50 Hz) - 1750 kWe (60 Hz)**
- Sound Level\*: 72 dB(A) @ 7 m (SL2, 50Hz)  
79 dB(A) @ 7 m (SL2, 60Hz)
- Dimensions: L 9.14 x W 2.44 x H 2.90 m
- Fuel System: Belly Tank (High fuel capacity for large autonomy)



- Enclosure: **Skin-tight**
- Max Power: **1440 kWe (50 Hz) - 1750 kWe (60 Hz)**
- Sound Level\*: 79 dB(A) @ 7 m (SL2, 50Hz)  
95 dB(A) @ 7 m (SL1, 60Hz)
- Dimensions: L 11.15 x W 3.02 x H 4.57 m
- Fuel System: Belly Tank (High fuel capacity for large autonomy)

# MODULAR PODs

Power Optimized Design

## REGIONAL DATA CENTER Up to 25 MW

Stackable, rackable and quick deployment

50 Hz kWe 500

1600 2240

4000

60 Hz kWe 500

2000 2500

4000




Enclosure: **Skin-tight**  
 Max Power: **2240 kWe (50 Hz) – 2500 kWe (60 Hz)**  
 Sound Level\*: 78 dB(A) @ 7 m (SL2, 60Hz)  
 90 dB(A) @ 7 m (SL1, 60Hz)  
 Dimensions: L 13.49 x W 3.48 x H 4.78 m  
 Fuel System: Belly tank (High fuel capacity for large autonomy)



Enclosure: **40-ft container**  
 Max Power: **2240 kWe (50 Hz) – 2500 kWe (60 Hz)**  
 Sound Level\*: 72 dB(A) @ 7 m (SL2, 50Hz)  
 80 dB(A) @ 7 m (SL1, 60Hz)  
 Dimensions: L 12.19 x W 2.44 x H 2.90 m  
 Fuel System: Belly tank (High fuel capacity for large autonomy)

Cooling system  
 Electrical or mechanical driven



Redundant starting system


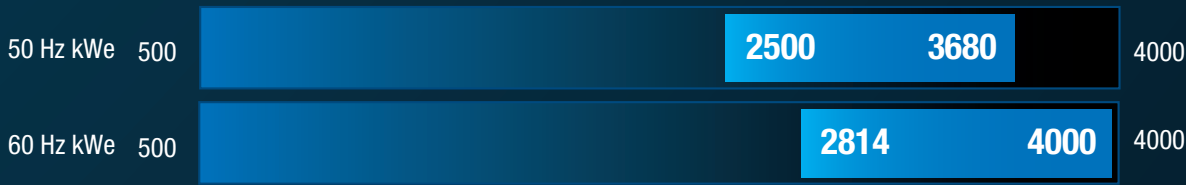
\*Typical sound levels. @50Hz are at 75% PRP and @60Hz are at 100% PRP

# DENSITY PODs

Power Optimized Design

# HYPERSCALE DATA CENTER

Up to 500 MW  
Best power density on the market



Enclosure: **45-ft container**

Max Power: **2800 kWe (50 Hz) – 4000 kWe (60 Hz)**

Sound Level\*: 80 dB(A) @ 7 m (SL1, 50Hz)  
74 dB(A) @ 7 m (SL1, 60Hz)

Dimensions: L 13.72 x W 2.44 x H 2.90 m

Fuel System: Belly tank (High fuel capacity for large autonomy)



Enclosure: **Walk-in-enclosure + Stack SCR ready POD**

Max Power: **3680 kWe (50 Hz) – 4000 kWe (60 Hz)**

Sound Level\*: 75 dB(A) @ 7 m (SL1, 50Hz)  
65 dB(A) @ 7 m (SL2, 50Hz)

Dimensions: L 15.24 x W 4.01 x H 4.09 m

Fuel System: Belly tank (High fuel capacity for large autonomy)

## Options:

- IBC compliance
- C4/C5 painting
- SCR treatment
- Fire system
- Double Circuit Breaker
- Low Voltage / Medium Voltage
- Extreme temperature
- High Altitude
- Super Silent: 65 dB(A)
- Onboard synchronization capabilities
- Fuel polishing
- Fast cable connectors

# GUANGZHOU KEYUN DATA CENTER: A POWERFUL CASE STUDY

Generating set: KD2500  
 Number of gensets: 12  
 Rackable solution  
 Frequency: 50 Hz  
 Engine brand: KOHLER  
 Engine model: KD62V12  
 Voltage: 10.5KV

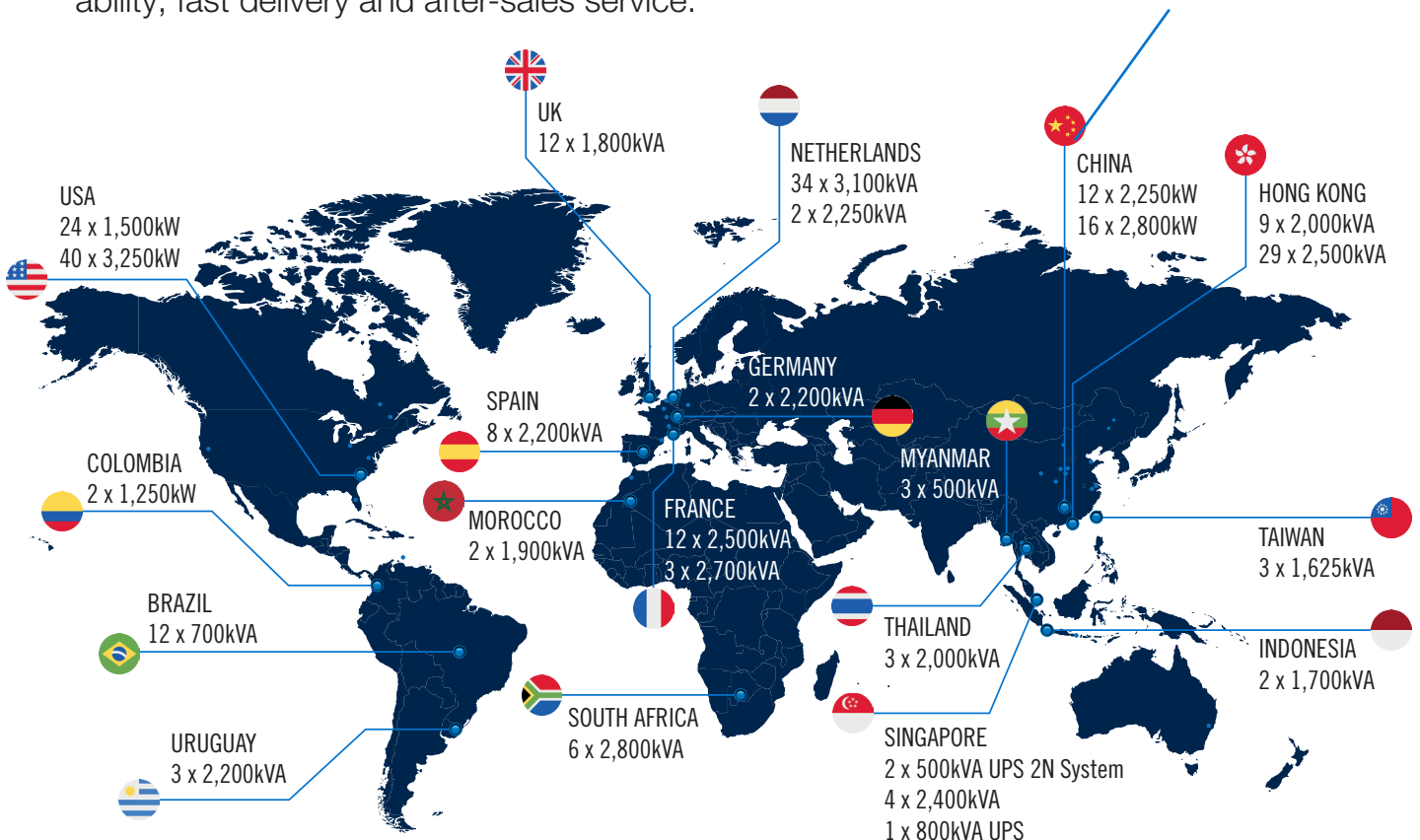


Keyun Data Center is located in Guangzhou Economic and Technological Development Zone, with a construction area of 44,091 square meters.


See video of the Keyun project



Keyun Phase III is the largest data center park built by Guangdong Telecom for Tencent. For this project, Kohler delivered 12 KD2500 gensets with strong project management ability, fast delivery and after-sales service.



# AFTERMARKET PARTS AND SERVICE



## Global Network

Worldwide distribution locations providing personal customer support and technical assistance 24/7. Consistent world-class parts and service support in all markets we serve.

**9** Training centers

**800+** Distributor service providers

**19** Spare parts hub



## Warranty

Kohler stands by the quality of our products by offering a Standard Warranty and optional Extended Warranty to support your investment. All of our equipment is supported by a global network of certified Kohler distributor technicians and backed by factory-direct technical support services.



## Training

Every Kohler distributor receives technician certification training with Kohler factory instructors in training centers located worldwide. Kohler also hosts training events in Kohler classrooms and labs, as well as on-site training at distributor or customer locations as needed.



## Genuine Parts

KOHLER® genuine parts are built specifically for your generator throughout its life cycle and are available when you need them, wherever you are through our global network of distributors.

Preventative maintenance kits are available to provide all the parts required to complete scheduled maintenance events.



## Generator Tech Support

As a single point of contact, your Kohler Key Account Service Manager is dedicated to your project.

Our factory-trained and certified technicians are equipped with the knowledge and latest diagnostic tools to keep your generator up and running with quick, accurate resolutions.

Factory-direct field service engineers support critical installations and field issues as needed.

24/7 service is available nationwide. And hands-on technical support is available from Kohler.



## Switchgear Tech Support

Switchgear field service provides 24/7 emergency technical support through our distribution partners.

Qualified technicians are available to respond at a moment's notice and factory support is available when required.

We build lasting relationships, identify potential risks and mitigate future issues.

Our switchgear support team offers:

- Preventative maintenance
- Risk assessments
- Consistent review of system operations
- Proactive equipment upgrades

**KOHLER**<sup>®</sup>  
IN POWER. SINCE 1920.

**North America** 800.544.2444

**KOHLERPOWER.COM**

PRINTED IN U.S.A. G12-524 3/20 © 2020 BY KOHLER CO.