

⚠ WARNING

- Adult supervision is required when children are playing around water.
- Do not allow children to play with water near an electrical source or apparatus in order to avoid electric shock and/or electrocution.
- Do not leave items filled with water near electrical devices.
- NEVER use any of the included accessories with a real baby!
- This item is not suitable for children under the age of three.

IMPORTANT INFORMATION

- Color-change and pattern effect has a lengthy but limited lifespan.
- Color change will only work on the doll's hair and the included diapers.
- For best results, use ice water to see the hair change color.
- If color change does not work properly or fades quickly, the temperature of the doll's hair is not cold enough.
- Color change temperature may vary according to weather conditions.
- Only fill the bathtub with clear water.
- Only use water to feed the dolls, as other liquids may cause irreparable damage.
- Do not feed the doll water used to dissolve the paper starfish.
- Remove any residue from the paper starfish and dispose in a trash receptacle. Do not dispose in the drain.
- Thoroughly drain the water from the bottle. Then, squeeze the empty bottle into the doll a few times to drain the doll. Allow the bottle and doll to air dry before storing.
- Drain the bathtub and dry off with a dry cloth after use.
- Air dry the contents included in this kit. Do not place the diapers, towel or swimsuit in dryer or subject to excessive heat.

Please keep this manual as it contains important information.



0320-0-E/INT

© Zapf Creation AG
Baby born® is an internationally registered trademark of Zapf Creation AG.

Manufactured and distributed under license by MGA Entertainment, Inc.

Printed in China

MGA Entertainment, Inc.
9220 Winnetka Ave. Chatsworth, CA 91311
U.S.A.
(800) 222-4685

MGA Entertainment UK Ltd.
50 Presley Way, Crownhill, Milton Keynes,
MK8 0ES, Bucks, UK
+ 0800 521 558

MGA Entertainment (Netherlands) B.V.
Baronie 68-70, 2404XG
Alphen a/d Rijn, The Netherlands
Email: info@mgae.de

Imported by MGA Entertainment Australia Pty Ltd.
Suite 2.02, 32 Delhi Road
Macquarie Park NSW 2113
1300 059 676

The preferred method of contact for Customer Service is through our e-mail contact form at www.mgae.com



SURPRISE

Mermaid Surprise™


Ages 3+
ADULT SUPERVISION REQUIRED

⚠ **WARNING:**
CHOKING HAZARD-Small parts.
Not for children under 3 years.

SKUs: 917691 / 917714 / 917745

CONTENTS

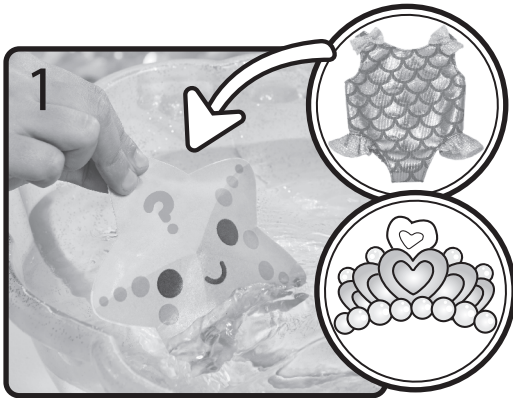
- A. 1 Doll in Mermaid Towel
- B. 1 Bottle
- C. 2 Diapers
- D. 1 Swimsuit Inside Dissolvable Paper Starfish
- E. 1 Charm Bracelet
- F. 4 Charms - 2 charms are hidden inside the diapers and 2 charms are hidden inside the starfish.
- G. 1 Shell Bathtub



Illustrations are for reference only. Styles may vary from actual contents.

QUICK START

Before beginning, cover the play area to prevent possible water damage.



1 Place the paper starfish in water and watch it dissolve. Surprise swimsuit and charms inside! Unfasten the hook and loop fastener on the back of the swimsuit to dress the doll.




2 Place the doll in the bathtub.



3 Pour ice water over the doll's head and watch your doll's hair change color.



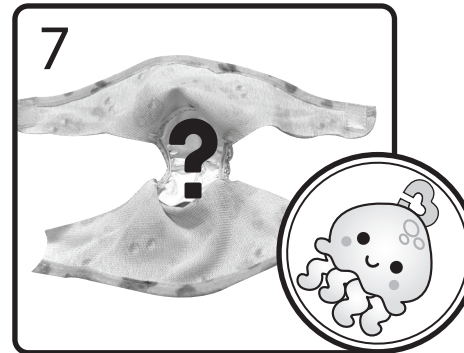
4 Unfasten the hook and loop fasteners on the diaper's sides and place on the doll. Then, fasten the hook and loop fasteners.



5 Unscrew the bottle and fill it with clean water. Then, tightly replace the top.



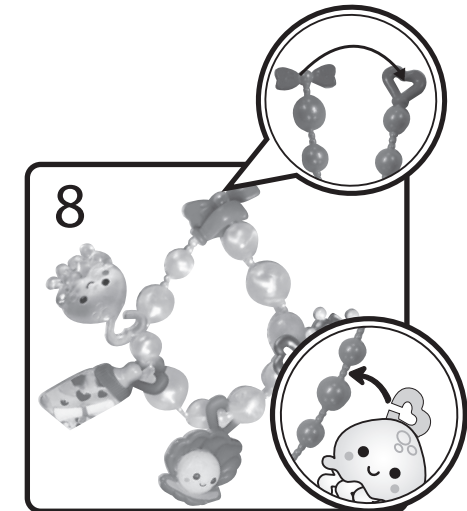
6 Insert the bottle's nozzle into the doll's mouth and squeeze to feed the doll. She will go potty. Only feed the doll once. Do not overfeed. It is recommended to feed the doll over the bathtub.



7 Unfasten the hook and loop fasteners on the sides to remove the diaper. Discover the fun color change and charm! When wet, the inside of the diaper changes color and a fun pattern is revealed! Repeat color and pattern surprise over and over. Allow the diaper to air dry completely, replace on the doll and feed the doll again.

NOTES:

- To completely dissolve the excess covering in the diaper, rinse with water.
- Only one charm will be found in each diaper. The charm surprise is a one-time feature.



8 Snap the charm onto the charm bracelet by hooking the opening onto the strand between the beads. To wear the bracelet, place over the wrist and insert the bow into the heart.