



# ResMed Products and Solutions in a COVID-19 World

*Information on safely maintaining healthcare for  
all patients as well as applications for treatment of  
patients with COVID-19*

The information contained in this document is current as of July 15, 2020, and is based on currently available information that will continue to change over time. The information in this guide with respect to treatment is believed to have a reasonable basis. ResMed assumes no obligation to update the information in this presentation, whether as a result of new information or future events. **The information contained herein should NOT be used as a substitute for the advice of an appropriately qualified and licensed physician or other health care provider. This general guidance is based on publicly available information. It is the responsibility of the user to check any applicable state or local requirements.**



## Table of Contents

Executive Summary.....	3
Responding to the COVID-19 pandemic.....	3
Oxygen support and ventilation is important for critically ill patients .....	3
Applications, features, and device specifications of ResMed ventilators and bi-level devices .....	4
Addressing initial ventilator shortages through expanded device use.....	7
Invasive use of NIV devices.....	7
Low-dispersion circuits .....	7
Preparedness for second wave of COVID-19 infections.....	9
Growing emphasis on telemedicine and remote management .....	10
Benefits of telemedicine .....	11
Telemedicine/telemonitoring capabilities of ResMed devices.....	11
Patient setup through home sleep tests, home delivery, and virtual setups .....	11
Remote patient monitoring through AirView.....	11
Patient engagement through myAir .....	12
Conclusion .....	12
References.....	13



## Executive Summary

As a medical technology manufacturer of respiratory devices, including ventilators, ResMed mobilized a global task force in response to the COVID-19 pandemic to support our guiding principle: the preservation of life throughout the world. As the first waves of the COVID-19 pandemic hit different countries – ResMed focused on mobilization of the supply chain to meet short term peak demands for medical equipment, especially ventilators.

As the pandemic passes its third month, it is clear that while some countries may have slowed their infection and death rate, there is no fast way to return to the way we did things before. Governments and healthcare organizations are focusing on two areas: managing COVID-19 infection risk at a population level to prepare for future waves of COVID-19 and re-establishing non-acute healthcare while maintaining the safety of patients and healthcare workers. Predictive modeling algorithms are being used to help identify which countries may be most at risk for ventilator shortage and to prepare governments, industry, and healthcare networks with adequate resources for the next wave of infections. As healthcare services have begun to rely heavily on telemedicine and remote management, ResMed products are well positioned to monitor and manage patients in an at-home setting through remote monitoring and patient engagement tools that can benefit the patient well beyond the current pandemic.

This document aims to inform governments, health officials, and clinicians in understanding the application of ResMed's devices in the current context of providing sleep and respiratory healthcare during the COVID-19 pandemic. It is based on current information, which is changing rapidly and can vary across regions – for specific regional guidance always refer to local published guidelines. **The purpose is not to direct clinical practice but to provide clear information on the available ResMed products and their application in response to the COVID-19 pandemic.**

## Responding to the COVID-19 pandemic

### Oxygen support and ventilation is important for critically ill patients

When making a treatment decision for a COVID-19 patient, clinicians must consider the wide range of symptoms and illness severities. Patients presenting with low oxygen saturation and increased respiratory rate will require oxygen supplementation, which can be delivered through a nasal cannula, mask or **non-invasive ventilation** (a form of mechanical ventilation)<sup>1,2,3</sup>. Those that fail to respond and subsequently develop hypoxemic respiratory failure or acute respiratory distress syndrome (ARDS) may require **invasive ventilation**, which delivers air through a tube inserted into the trachea either via intubation or tracheotomy.

Based on the experience of several countries, it appears that 5-6% of patients with COVID-19 require mechanical ventilation<sup>4,5</sup>. Of patients receiving treatment in the intensive care unit (ICU), 10-11%



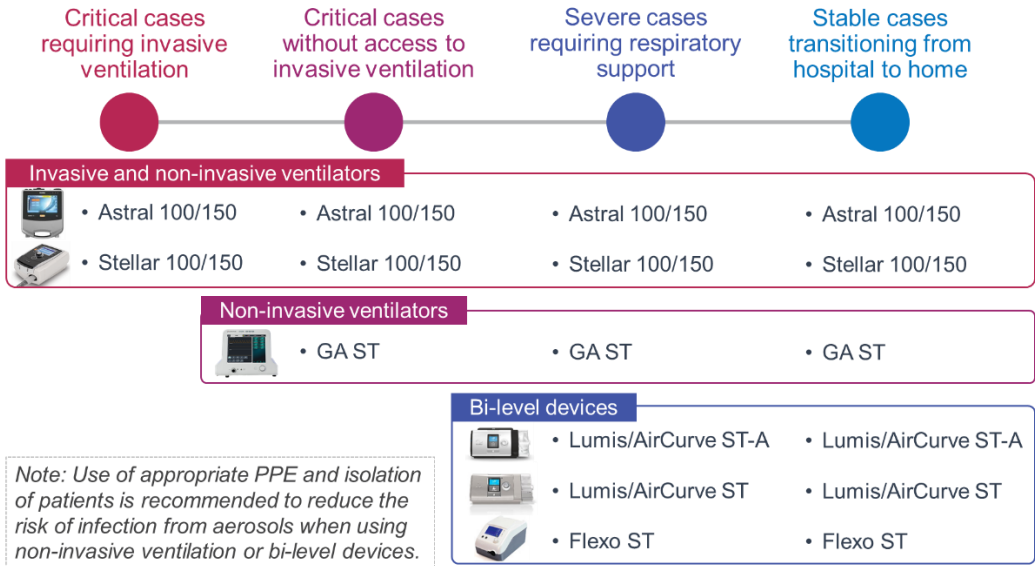
received non-invasive ventilation<sup>6,7</sup> while a range of 29-97% received invasive ventilation<sup>6-12</sup>, due to ventilator availability and differing treatment strategy during the course of the pandemic across different regions.

Non-invasive ventilation provides oxygen support to the patient through two types of ventilation modes. Continuous positive airway pressure (**CPAP**) is a non-invasive ventilation mode which provides a constant steady pressure to keep the lungs expanded. Bi-level positive airway pressure (**bi-level PAP**) is a non-invasive ventilation mode that delivers two distinct pressures, one for inhalation and the second for exhalation; the change in pressures leads to flow of air in and out of the lungs. Most CPAP and bi-level PAP devices are compatible with supplementary oxygen, which can be entrained into the circuit or patient interface.

Due to the increasing demand of ventilators for the treatment of COVID-19 patients and potential ventilator shortages, government and health administrations around the world have issued guidance documents<sup>1,13-21</sup> to expand the possibility of treatment opportunities. In particular, guidance documents encourage facilities to provide non-invasive ventilation, including CPAP and bi-level PAP therapy devices, to enhance and expand critical care surge response capability<sup>1-3,17-20,22-25</sup> and support patients in the sub-acute or out-of-hospital care environments<sup>26</sup>. Furthermore, to expand the availability of ventilators and other respiratory devices during the declared public health emergency, the U.S. Food and Drug Administration (FDA) has allowed for more flexibility for device modifications by manufacturers<sup>27</sup>, such as use of ventilators outside their intended purpose or intended environment.

## Applications, features, and device specifications of ResMed ventilators and bi-level devices

ResMed and Curative, a subsidiary of ResMed, manufacture a range of ventilators and bi-level devices. These devices are indicated for hospital and home use, and have the flexibility for use in various clinical scenarios to provide respiratory support to patients at various stages of dependency (see **Figure 1**). It should be noted, however, that these are **not** the same as ventilator equipment typically used in high acuity situations in hospital ICUs. Curative devices are authorized for use in the United States pursuant to an Emergency Use Authorization from FDA. Regulatory approval will vary by geography and Curative devices may not be available in all regions pursuant to Regulatory approval in their respective jurisdiction.



**Figure 1. ResMed and Curative ventilators and bi-level devices in various clinical scenarios**

Key specifications of ResMed ventilators and bi-level devices are provided in the table below (see **Table 1**). **The method of ventilation is an important clinical decision to be made by the treatment team under rapidly evolving clinical guidelines for COVID-19 patients, availability of ventilation technology, clinical setting and availability of personal protective equipment for healthcare workers.** The following information about ResMed devices is designed to assist and inform these decisions by clarifying applications and features of different devices. ResMed also offers online tutorials of device setups, quick setup guides, suggested non-invasive ventilation settings and remote webinar trainings for users, all tools which largely allow for independent clinician setup of devices.



	<b>Astral 100/150</b>	<b>Stellar 100/150*</b>	<b>GA ST**</b>	<b>Lumis/AirCurve ST-A</b>	<b>Lumis/AirCurve ST***</b>	<b>Flexo ST*</b>
<b>Invasive Capability</b>	Yes	Yes (with endotracheal tube <sup>28</sup> ) †	No	Yes (with endotracheal tube <sup>29</sup> ) †	Yes (with endotracheal tube <sup>29</sup> ) †	No
<b>Non-invasive Capability</b>	Yes	Yes	Yes	Yes	Yes	Yes
<b>Max Pressure (cmH<sub>2</sub>O)</b>	50	40	40 (high pressure, low pressure modes)	30	25	30
<b>O<sub>2</sub> Entry Location</b>	Inlet	Inlet	Inlet	Outlet	Outlet	N.A.
<b>Max O<sub>2</sub> Flow Rate (L/min)</b>	30	30	30	15	15	N.A.
<b>FiO<sub>2</sub> Monitoring /Alerts</b>	Yes	Yes	Yes	No (can use oximetry adapter)	No (can use oximetry adapter)	No
<b>Humidification</b>	External	Integrated or External	External	Integrated or External	Integrated or External	External
<b>Alarms</b>	Yes	Yes	Yes	Yes	No	Yes
<b>Backup modes</b>	Yes	Yes	Yes	Yes	Yes	Yes
<b>Internal battery</b>	Yes	Yes	Yes	No	No	No
<b>External battery</b>	Yes	Yes	No	Yes	Yes	No
<b>Telemonitoring</b>	Yes	Yes	No	Yes	Yes	No
<b>Modes</b>	CPAP, (S)T, P(A)C, (A)CV, P(A)CV, P-SIMV, V-SIMV, PS, iVAPS	CPAP, S, ST (optional iBR), T, PAC, iVAPS	CPAP, S, T, ST, APCV, CPAV, TVV-t, TVV-ST, TVV-APCV	CPAP, S, ST (optional iBR), T, PAC, iVAPS	<i>AirCurve</i> : CPAP, S, ST, T <i>Lumis</i> : CPAP, S, ST (optional iBR), T, PAC, iVAPS	CPAP, S, T, ST, APCV, TVV
<b>Notes</b>	Pre-set settings to simplify treatment choices; Astral 150 has double limb circuit capabilities	Requires use of leak valve with invasive therapy; used for patients recovering from acute lung injury (ARDS) or mild underlying lung disease; good option for step down units	Contains oxygen mixer	Most appropriate for ward environment	Most appropriate in home environment	

**Table 1. Key specifications of ResMed and Curative ventilators and bi-level devices**

\* The Stellar 150 has been authorized for emergency use in healthcare settings in the U.S. to treat patients during the COVID-19 pandemic, subject to the conditions set forth in the FDA’s Emergency Use Authorization (EUA)<sup>30</sup>. The EUA for Stellar includes expanded indications for use to include iVAPS with AutoEPAP, expanded warnings appropriate to critical care, including information on using Stellar 150 with an endotracheal tube. A list of ventilators authorized under the EUA can be found on the FDA website<sup>31</sup>.

\*\*GA ST and Flexo ST are devices offered by Curative, a subsidiary of ResMed. Curative devices are authorized for use in the United States pursuant to an Emergency Use Authorization from FDA. Regulatory approval will vary by geography and Curative devices may not be available in all regions pursuant to Regulatory approval in their respective jurisdiction.

\*\*\* AirCurve 10 ST-A and the European Lumis ST variant has been authorized for emergency use in healthcare settings in the U.S. to treat patients during the COVID-19 pandemic, subject to the conditions set forth in the FDA’s EUA (ref above). The EUA for Lumis includes expanded warnings appropriate to critical care.

† Clinical bulletins regarding invasive use are authorized in the United States pursuant to an EUA from FDA. Regulatory approval for this use case will vary by geography and may not be authorized in all regions pursuant to Regulatory approval in their respective jurisdiction.



## Addressing initial ventilator shortages with expanded device use

### Invasive use of NIV devices

Given the potential shortage of mechanical ventilators in many countries, bi-level PAPs started being used in intubated patients on an emergency basis with limited and rudimentary evidence. A white paper by Syneos Health suggested that Volume Assured Pressure Support (VAPS), a mode available on newer bi-level devices, can work as a bridge of support to deliver ventilation via an endotracheal tube until a conventional ventilator becomes available<sup>32</sup>. Clinicians also published guidance on how to repurpose bi-level ventilators for use with intubated patients<sup>33</sup>. If a bi-level PAP device is to be used in intubated patients for invasive ventilation, at minimum, a rigorous external monitoring system, with all of the functionality and alarms that are required for monitoring critically ill and mechanically ventilated patients, needs to be in place<sup>34</sup>.

To address a shortage of dedicated ICU ventilators during the COVID-19 pandemic, ResMed released two clinical bulletins describing factors to consider when adapting the Stellar 100/150<sup>28</sup> and other bi-level devices<sup>29,35</sup> with oxygen input for invasive use with an endotracheal tube as opposed to a tracheotomy tube. Clinical bulletins regarding invasive use with an endotracheal tube are authorized in the United States pursuant to an Emergency Use Authorization from FDA. Regulatory approval for this use case will vary by geography and may not be authorized in all regions pursuant to Regulatory approval in their respective jurisdiction. When using Stellar 100/150 with an endotracheal tube, an appropriate external monitoring system should be in place and should only be performed in hospital settings.

### Low-dispersion circuits

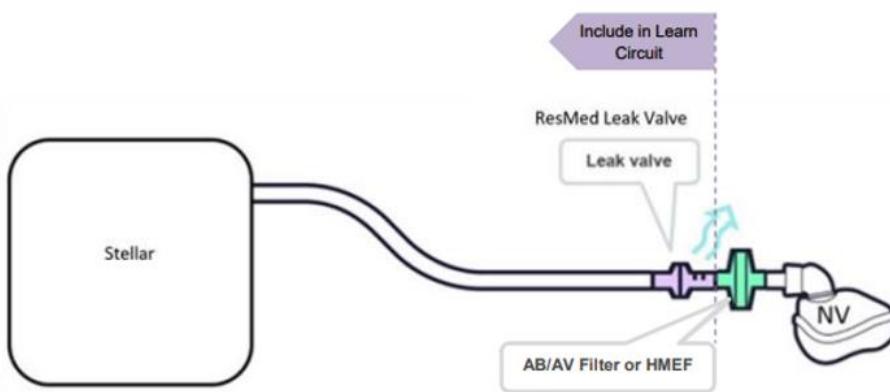
In addition to published guidance on standard cleaning and disinfection procedures<sup>36,37,38</sup> (see cleaning guides to ResMed devices<sup>39</sup>), some concerns have emerged regarding the risk of dispersion of aerosolized virus when utilizing ventilation procedures. However, evidence suggests that non-invasive ventilation procedures are more likely to produce large droplets ( $>10\ \mu\text{m}$ ) rather than aerosols, and that these are largely confined to within one meter due to their large mass<sup>36</sup>. In addition, a good mask interface fit can diminish widespread dispersion of exhaled air<sup>40,41</sup> and aerosols<sup>42</sup> and create minimum room air contamination<sup>40,43</sup>.

Nonetheless, the risk of aerosol dispersion needs to be mitigated with appropriate isolation of patients and the use of Personal Protective Equipment (PPE) for healthcare workers, such as gloves, disposable shirts, goggles, N95 masks/respirators and eye protection<sup>14,42,44,45</sup>, which are now considered standard protective equipment in a COVID-19 ICU<sup>42,36</sup>. The use of compatible expiratory valve filters for single-limb non-invasive ventilators and the use and replacement of the air inlet filter and main flow bacteria filter between patients and at regular intervals may also help to reduce the risk of patient or ventilator contamination<sup>46</sup>.

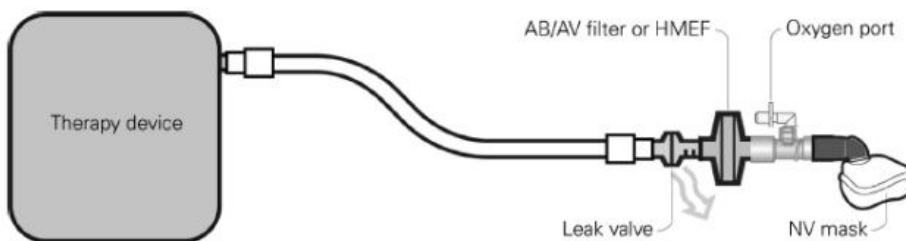
Given the potential ventilator shortage and the concern of infection risk to healthcare workers during the COVID-19 pandemic, an alternative low-dispersion circuit design with non-vented masks has been



explored as a therapy option due to its ability to limit droplet dispersion during non-invasive ventilation therapy<sup>47</sup>. As low dispersion circuits are not the intended use for ResMed’s devices, ResMed published a clinical bulletin describing the use and cautions of a low dispersion circuit with Stellar<sup>48</sup> (see Figure 2) and in conjunction with supplemental oxygen with Lumis, AirCurve, AirSense, and S9 platforms<sup>49</sup> (see Figure 3). Regulatory approval for this use case will vary by geography and may not be authorized in all regions pursuant to Regulatory approval in their respective jurisdiction. Patient and device instructions for these devices should continue to be followed in addition to the information provided within these bulletins.



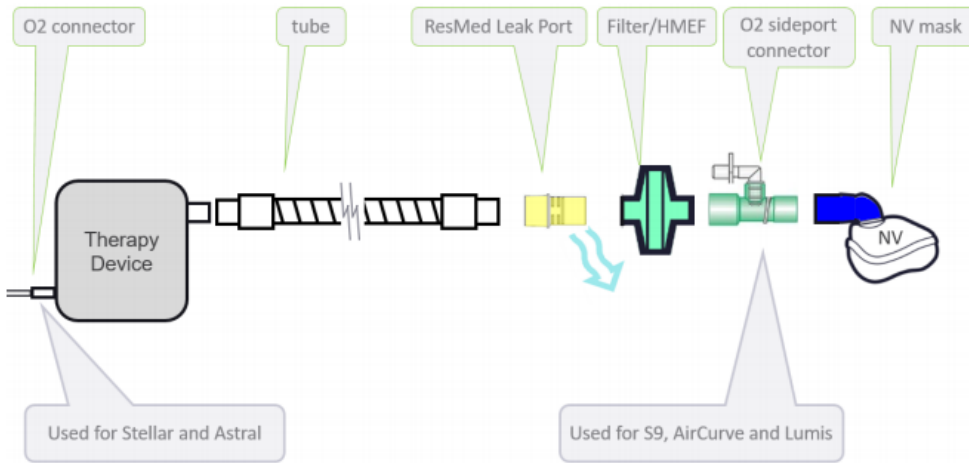
**Figure 2. Low dispersion circuit setup with Stellar**



**Figure 3. Low dispersion circuit setup with supplemental oxygen port**

The limiting component of the low dispersion circuit design is the ResMed Leak Valve due to concurrent high demand with invasive ventilation systems. A clinical bulletin<sup>50</sup> was released to provide guidance to clinicians when using the ResMed Leak Port, as an alternative to the ResMed Leak Valve in low dispersion circuit setups to support COVID-19 care demand needs (see Figure 4). Regulatory approval for this use case will vary by geography and may not be authorized in all regions pursuant to Regulatory approval in their respective jurisdiction.





**Figure 4. Low dispersion circuit setup with ResMed Leak Port**

The ResMed Leak Port has been evaluated and deemed acceptable for use as an alternative to the ResMed Leak Valve, given supply limitations in the COVID-19 pandemic. However, the ResMed Leak Port does not have an anti-asphyxia which mitigates rebreathing in case of device malfunction. It is important that the use of the ResMed Leak Port be used in circuits with alarmed ResMed devices only (e.g. S9/Lumis/AirCurve ST-A, Stellar, Astral) so that alarms can alert clinicians on device malfunction or if inadequate therapy is being provided to the patient and mitigate against CO<sub>2</sub> re-breathing.

## Preparedness for second wave of COVID-19 infections

Epidemiological findings show that implementation of non-pharmaceutical, behavioral interventions such as social distancing has limited transmission of COVID-19 to date<sup>51</sup>. However, the lifting of these interventions creates a risk for a second wave of infection in the fall season<sup>52-54</sup>. Insights from modeling studies suggest that infection rates during the second wave may peak below the first infection wave due to awareness, monitoring, contact tracing, more extensive testing, mask wearing, and rapid reinstatement of social distancing<sup>53,55-57</sup>. These predictions can help governments, industry, and healthcare networks to prepare resources for the next wave of infections.

For example, prior to the pandemic, the United States was estimated to have access to about 160,000-200,000 ventilators<sup>58,59</sup>, but many of these ventilators only had partial functionality. As a result, states such as New York and New Jersey found themselves with anticipated ventilator shortages<sup>60</sup>. Devices delivered from the Strategic National Stockpile lagged behind in technology and functionality<sup>60</sup>, which created a greater need for modern, full-featured ventilators.

Using varying country-specific rates of infection, current ventilator availability, frequency of ventilator use, and duration of ventilator use, predictive modeling<sup>61</sup> can identify which countries may be most at risk for ventilator shortage during subsequent waves of virus infections<sup>62</sup>. While the shortages have eased in



some countries, different assumptions of future waves and governmental responses create a range of predictions<sup>63</sup>.

Successful ventilation also depends on sufficient number of suitably trained staff, availability of supplies and PPE, and timely ability to match access to ventilators with critically ill cases<sup>64</sup>. In addition, it is still unknown how many post-acute COVID-19 patients with an unknown post-acute pathophysiology will require longitudinal care including supplemental oxygen and pulmonary rehabilitation<sup>65</sup>.

ResMed has dramatically increased production of both ventilators and accessories<sup>66,67</sup> and continues to monitor ventilator availability in countries around the world in order to supply ventilators to countries with the highest need for ResMed's devices and solutions that are well positioned in a COVID-19 world.

## **Growing emphasis on telemedicine and remote management**

94% of hospitalized COVID-19 patients are discharged directly home<sup>68</sup>. Routine follow-ups are suggested in order to continue to monitor a patient's lung function, exercise capacity, muscle function, balance, and patient reported outcomes<sup>69-74</sup>. Due to continued infection risk and the recommendation for self-isolation with positive COVID-19 test results<sup>69,71,75,76</sup>, many recovering patients are using telemedicine services instead of in-person health services to reduce spreading their infection to others. In addition, non-COVID-related health services have also seen an expanded use of telemedicine services instead of in-person services to reduce patient infection risk.

Clearly, the use of telehealth and remote care services have been critical to the safe management of both COVID-19 patients and non-COVID-19 patients during the current pandemic. ResMed's CPAP and respiratory care devices already offer telemedicine and telemonitoring capabilities which has allowed patients to still receive health services remotely during this pandemic.

Following declaration of a U.S. national public health emergency and calls for more flexible health services during the COVID-19 pandemic, U.S. federal regulations were relaxed and payment policies were expanded, resulting in broader access to telehealth services. On March 17, 2020, the United States Health and Human Services (HHS) announced historic waivers<sup>77,78</sup> to expand telehealth access, including out-of-state licensure flexibilities and federal enforcement of HIPAA-approved telehealth communication tools. On April 2, 2020, the Federal Communication Commission also adopted a \$200 million telehealth program<sup>79</sup> as part of the Coronavirus Aid, Relief, and Economic Security (CARES) Act to provide technology tools to support the growing demand for remote care.

Historically, the Centers for Medicare & Medicaid Services (CMS), the single largest payer for healthcare in the United States, has only allowed telehealth services for a limited patient population with strict requirements and limited services. Effective March 1, 2020, rapid expansion of CMS' telehealth coverage<sup>80</sup> eliminated rural, originating site, and geographic requirements. Eventually, congress would also grant CMS the authority to waive modality and practitioner requirements. State-specific telehealth policies have also been modified to offer new flexibilities and expanded coverage services for both COVID-19 and non-COVID-19 cases.



These changes are only intended to remain in place until the end of the public health emergency. However, due to the explosion in use of telehealth, increasing demand, and overwhelming preference by patients, providers, and payers, advocates are pushing for permanent changes following the pandemic.

## Benefits of telemedicine

Telemedicine has emerged as a key tool to allow for physicians and clinicians to provide more efficient care to non-COVID patients during this time of limited resources. In clinical populations prior to the COVID-19 pandemic, use of telemedicine through telehealth or telemonitoring services resulted in higher patient satisfaction<sup>80-86</sup>, improved health outcomes<sup>85,87-89</sup>, and increased quality of life measurements compared to those that received typical care<sup>85,87,90-92</sup>. Clinicians also found that patient adherence and compliance to therapy was improved when patients were offered telemedicine services<sup>93-95</sup>. Likely due to this increased compliance, patients that used telemedicine services also demonstrated decreased healthcare utilization<sup>85,88,89,90,92,96-102</sup> with shorter and less frequent hospitalization and lower healthcare costs.

## Telemedicine/telemonitoring capabilities of ResMed devices

### Patient setup through home sleep tests, home delivery, and virtual setups

During the months of April and May, some sleep physicians in some parts of the U.S. saw a reduction in new patient referrals. As sleep labs begin reopening in June and July with limited bed capacity in some states, new patients seeking treatment may experience a delay in appointment availability. Home sleep tests allow for sleep labs to expand their patient capacity by offering sleep testing services in the patient's home. Following diagnosis, devices can be provided to the patient through home delivery. In addition, virtual set up processes allow patients to connect with home medical equipment distributors on a 1:1 basis through a video call. To date, compliance remains high with patients, confirming that this testing and setup method is sufficient to meet the needs of patients post-COVID-19 by remaining competitive in the area, helping setup and support patients faster, offering cross-functional regional support, and adapting to patients' schedules.

In the wake of COVID-19, ResMed released MaskSelector, a digital tool for remote CPAP mask fittings that creates personalized recommendations to the home medical equipment provider based on a patient's sleep attributes and facial measurements. This online service will help clinicians who need better remote capabilities to fit and select masks for patients during the current environment of social distancing and beyond. The preliminary success of MaskSelector highlights the ongoing need and value of more digital patient experiences.

### Remote patient monitoring through AirView

ResMed offers AirView, a secure, cloud-based remote patient monitoring tool to treat the entire care continuum of obstructive sleep apnea or respiratory conditions. These tools allow physicians to work



remotely and provide better care to patients through quick access to patient data, ability to share clinical insights remotely with other health professionals, and a reduction in in-patient follow-ups.

In response to the current COVID-19 pandemic, ResMed recently accelerated the launch of AirView for ventilation in Europe to help clinicians and care providers maintain their quality of care for patients suffering from respiratory conditions. With a large number of respiratory care patients requiring regular check-ups and support from hospitals, physicians, and homecare providers, AirView helps protect patients and medical staff as well as increasing the capacity of the health system. European clinicians and care providers can remotely monitor key indicators of their patient's condition, such as respiratory rate and blood oxygen saturation, via their computer or smart device. Clinicians can also access detailed respiratory information from ResMed's Astral and Stellar ventilators and Lumis bi-level devices.

## Patient engagement through myAir

myAir is a user-friendly tool that allows patients with ResMed's Air10 sleep therapy devices to track their nightly sleep data and offers interactive coaching that empowers patients to stay engaged and compliant with their therapy. By providing the patient an opportunity to manage their own therapy through educational tools, it can also ease demands and increase efficiencies on the physician and sleep laboratories. A clinical study<sup>104</sup> demonstrated that patient engagement through myAir resulted in more patients achieving adherence criteria and increased therapy usage, even for those patient with historically low adherence.

## Conclusion

At ResMed, we have supported our customers, clinicians, and patients by increasing our production of both invasive and non-invasive ventilators and publishing clinical bulletins that expand treatment options for patients suffering from COVID-19 and keep healthcare workers safe.

ResMed's mission to expand healthcare access to patients in home and post-acute settings aligns with the current need of the COVID-19 pandemic to broaden healthcare opportunities and limit infection risk to both patients and clinicians. As governments create a growing emphasis on telemedicine and telemonitoring opportunities, ResMed's devices are well positioned with active telemonitoring systems and patient engagement applications to support patients suffering from respiratory diseases and sleep disordered breathing. Throughout the COVID-19 pandemic and beyond, ResMed will continue to support our patients, clinicians, and customers through our focus on patient-centered care and leadership in digital health.

## References

1. Chowdhury JM, Patel M, Zheng M, et al. Mobilization and Preparation of a Large Urban Academic Center During the COVID-19 Pandemic. *ANALS ATS*. 2020. <https://www.atsjournals.org/doi/pdf/10.1513/AnnalsATS.202003-259PS>
2. Vitacca M et al. Early consensus management for non-ICU ARF SARFS-CoV-2 emergency in Italy: from ward to trenches. *Eur Respir J*. 2020. <https://www.ncbi.nlm.nih.gov/pmc/articles/PMC7144262/>
3. Lazzeri M, Lanza A, Bellini R, et al. Respiratory Physiotherapy in Patients With COVID-19 Infection in Acute Setting: A Position Paper of the Italian Association of Respiratory Physiotherapists (ARIR). *Monaldi Arch Ches Dis*. 2020. <https://doi.org/10.4081/monaldi.2020.1285>
4. Guan WJ, Ni ZY, Hu Y, et al. Clinical Characteristics of Coronavirus Disease 2019 in China [published online ahead of print, 2020 Feb 28]. *N Engl J Med*. 2020
5. WHO. Severe Acute Respiratory Infections Treatment Centre – Practical manual to set up and manage a SARI treatment centre and a SARI screening facility in health care facilities, 28 March 2020. <https://www.who.int/publications-detail/severe-acute-respiratory-infections-treatment-centre>, Accessed 4 June 2020
6. Wang D, Hu B, Hu C, et al. Clinical Characteristics of 138 Hospitalized Patients With 2019 Novel Coronavirus-Infected Pneumonia in Wuhan, China [published online ahead of print, 2020 Feb 7]. *JAMA*. 2020
7. Grasselli G, Zangrillo A, Zanella A et al. Baseline Characteristics and Outcomes of 1591 Patients Infected With SARS-CoV-2 Admitted to ICUs of the Lombardy Region, Italy *JAMA*. 2020
8. Myers L, Parodi S, Escobar G et al. Characteristics of Hospitalized Adults with COVID-19 in an Integrated Health Care System in California. *JAMA*. 2020 <https://jamanetwork.com/journals/jama/fullarticle/2765303>
9. Intensive Care National Audit and Research Centre (ICNARC). ICNARC Report on COVID-19 in Critical Care. 27 March 2020. <https://www.icnarc.org/About/Latest-News/2020/03/22/Report-On-196-Patients-Critically-Ill-With-Covid-19>, Accessed 4 June 4 2020
10. Ling L, So C, Shum HP et al. Critically Ill Patients with COVID-19 in Hong Kong: A Multicentre Retrospective Observational Cohort Study. *Crit Care Resusc*. 2020. <https://pubmed.ncbi.nlm.nih.gov/32248675/>
11. The Australian and New Zealand Intensive Care Society (ANZICS). The Australian and New Zealand Intensive Care Society COVID-19 Guidelines, Published 16 March 2020. <https://www.anzics.com.au/coronavirus-guidelines/>, Accessed 4 June 2020.
12. Yang X, Yu Y, Xu J et al. Clinical course and outcomes of critically ill patients with SARS-CoV-2 pneumonia in Wuhan, China. *Lancet: Resp Med*. 2020 [https://www.thelancet.com/journals/lanres/article/PIIS2213-2600\(20\)30079-5/fulltext](https://www.thelancet.com/journals/lanres/article/PIIS2213-2600(20)30079-5/fulltext)
13. WHO. Clinical management of severe acute respiratory infection (SARI) when COVID-19 disease is suspected: interim guidance, Published 13 March 2020. <https://apps.who.int/iris/bitstream/handle/10665/331446/WHO-2019-nCoV-clinical-2020.4-eng.pdf?sequence=1&isAllowed=y> Accessed 17 March 2020.
14. Murthy S, Gomersall CD, Fowler RA. Care for Critically Ill Patients With COVID-19 [published online ahead of print, 2020 Mar 11]. *JAMA*. 2020
15. NHS. Guidance for the role and use of non-invasive respiratory support in adult patients with COVID19 (confirmed or suspected) [6 April 2020, Version 3]. <https://www.england.nhs.uk/coronavirus/wp-content/uploads/sites/52/2020/03/specialty-guide-NIV-respiratory-support-and-coronavirus-v3.pdf>, Accessed 10 April 10 2020.
16. Handbook of COVID-19 Prevention and Treatment. The First Affiliated Hospital, Zhejiang University School of Medicine Compiled According to Clinical Experience. <https://covid-19.alibabacloud.com/> Accessed 18 March 2020.
17. NHS Guidance for the role and use of non-invasive respiratory support in adult patients with coronavirus (confirmed or suspected) [26 March 2020 Version 2].



18. U.S. Food and Drug Administration (FDA). Ventilator Supply Mitigation Strategies: Letter to Health Care Providers. <https://www.fda.gov/medical-devices/letters-health-care-providers/ventilator-supply-mitigation-strategies-letter-health-care-providers> Accessed 30 March 2020.
19. U.S. Public Health Service Commission Corps. Optimizing Ventilator Use during the COVID-19 Pandemic. Published 31 March 2020. <https://www.hhs.gov/sites/default/files/optimizing-ventilator-use-during-covid19-pandemic.pdf> Accessed 4 June 2020.
20. Healthcare Improvement Scotland. COVID-19 position statement: CPAP for COVID-19-related respiratory failure. Published 18 May 2020. [https://www.sign.ac.uk/assets/cpap\\_guidance.pdf](https://www.sign.ac.uk/assets/cpap_guidance.pdf). Accessed 4 June 2020.
21. Centers for Disease Control and Prevention. Interim Clinical Guidance for Management of Patients with Confirmed Coronavirus Disease (COVID-19). Updated 2 June 2020. <https://www.cdc.gov/coronavirus/2019-ncov/hcp/clinical-guidance-management-patients.html> Accessed 4 June 2020.
22. Medicines & Healthcare Products Regulatory Agency (MHRA). Rapidly Manufactured Ventilator Systems (RMVS). [https://assets.publishing.service.gov.uk/government/uploads/system/uploads/attachment\\_data/file/874279/RMVS001\\_Rapidly\\_Manufactured\\_Ventilator\\_Specification\\_PDF.pdf](https://assets.publishing.service.gov.uk/government/uploads/system/uploads/attachment_data/file/874279/RMVS001_Rapidly_Manufactured_Ventilator_Specification_PDF.pdf) Accessed 23 March 2020
23. Medicines & Healthcare Products Regulatory Agency (MHRA). Rapidly Manufactured CPAP System (RMCPAPS). Published 23 March 2020. [https://assets.publishing.service.gov.uk/government/uploads/system/uploads/attachment\\_data/file/876593/RMCPAPS01.pdf](https://assets.publishing.service.gov.uk/government/uploads/system/uploads/attachment_data/file/876593/RMCPAPS01.pdf) Accessed 10 June 2020
24. WHO. Clinical Care for Severe Acute Respiratory Infection Toolkit. Published 11 April 2020. [https://apps.who.int/iris/bitstream/handle/10665/331736/WHO-2019-nCoV-SARI\\_toolkit-2020.1-eng.pdf?sequence=1&isAllowed=y](https://apps.who.int/iris/bitstream/handle/10665/331736/WHO-2019-nCoV-SARI_toolkit-2020.1-eng.pdf?sequence=1&isAllowed=y) Accessed 10 June 2020.
25. WHO. Oxygen sources and distribution for COVID-19 treatment centres: Interim guidance. Published 4 April 2020. <https://www.who.int/publications/i/item/oxygen-sources-and-distribution-for-covid-19-treatment-centres>. Accessed 10 June 2020.
26. Italian Thoracic Society (ITS-AITO), Association for the Rehabilitation of Respiratory Failure (ARIR). Joint statement on the role of respiratory rehabilitation in the COVID-19 crisis: the Italian position paper. March 8, 2020.
27. US Department of Health and Human Services. Food and Drug Administration. Center for Devices and Radiological Health. Enforcement Policy for Ventilators and Accessories and Other Respiratory Devices During the Coronavirus Disease 2019 (COVID-19) Public Health Emergency. Guidance for Industry and Food and Drug Administration Staff. March 2020. <https://www.fda.gov/media/136318/download>
28. ResMed Clinical Bulletin: Use of Stellar 100/150 with Endotracheal Tubes. CB#009. Published March 2020. <https://www.resmed.com/us/dam/documents/anz/covid-19/Stellar-Clinical-Bulletin-Use-of-Stellar-with-Endotracheal-Tubes.pdf>. Accessed 6 June 2020.
29. ResMed Clinical Bulletin: Use of Bi-level Devices with Endotracheal Tube. CB#011. Published April 2020. <https://www.resmed.com/us/dam/documents/anz/covid-19/Clinical-Bulletin-Use-of-Bi-level-devices-with-Endotracheal-Tubes.pdf>. Accessed 6 June 2020.
30. FDA US Food & Drug Administration. Emergency Use Authorization Letter, Published March 24, 2020. Retrieved from <https://fda.gov/media/136423/download>.
31. FDA US Food & Drug Administration. Authorized Ventilators, Ventilator Tubing Connectors, and Ventilations Accessories. Retrieved from <https://www.fda.gov/media/136528/download>
32. Robinson K, Polos P, Stewart JJ. Intubated BiPAP Use to Delay Mechanical Ventilation in COVID-19. <https://www.syneoshealth.com/sites/default/files/documents/Intubated%20BiPAP%20Use%20to%20Delay%20Mechanical%20Ventilation%20in%20COVID-19.pdf> Accessed 30 March 2020
33. Mount Sinai: Advisory on the Use of ResMed VPAP ST. Repurposing bi-level ventilators for use with intubated patients while minimizing risk to health care workers during insufficient supply of conventional ventilation for patients with COVID-19. Published 17 April 2020. <http://researchroadmap.mssm.edu/wp-content/uploads/2020/04/Home-Bi-level-to-Vent-Modification-Protocol-v2.1.pdf>. Accessed 6 June 2020



34. American Association for Respiratory Care. Bilevel Devices Converted to Ventilators. <https://www.aarc.org/resources/clinical-resources/bilevel-devices-converted-to-ventilators/> Accessed 9 April 2020.
35. ResMed: Lumis 150 ST with Oxygen and invasive circuit set up. <https://www.resmed.com/us/dam/documents/anz/covid-19/lumis/Lumis-150-ST-o2-IV-setup.pdf>. Accessed 6 June 2020.
36. CDC. Interim Infection Prevention and Control Recommendations for Patients with Suspected or Confirmed Coronavirus Disease 2019 (COVID-19) in Healthcare Settings. Updated 18 May 2020. <https://www.cdc.gov/coronavirus/2019-ncov/infection-control/control-recommendations.html> Accessed 17 March 2020.
37. CDC. Cleaning and Disinfection for Community Facilities: Interim Recommendations for U.S. Community Facilities with Suspected/Confirmed Coronavirus Disease 2019 (COVID-19). Updated 1 April 2020. <https://www.cdc.gov/coronavirus/2019-ncov/community/organizations/cleaning-disinfection.html>. Accessed 6 June 2020.
38. Australian Government Department of Health. Environmental cleaning and disinfecting principles – Version 1 (10/03/2020); Coronavirus disease (COVID-19). <https://www.health.gov.au/sites/default/files/documents/2020/03/environmental-cleaning-and-disinfection-principles-for-covid19.pdf>. Accessed 18 March 2020
39. ResMed: How to clean your CPAP equipment. <https://www.resmed.com/en-us/sleep-apnea/cpap-parts-support/cleaning-cpap-equipment/> Accessed 10 June 2020.
40. Hui DS, Chow BK, Lo T et al. Exhaled air dispersion during high-flow nasal cannula therapy versus CPAP via different masks. *European Respiratory Journal*. 2019. 53:1802339. <https://erj.ersjournals.com/content/53/4/1802339>
41. Cascella M, Rajnik M, Cuomo A, et al. Features, Evaluation and Treatment Coronavirus (COVID-19) [Updated 2020 Mar 8]. In: StatPearls [Internet]. Treasure Island (FL): StatPearls Publishing; 2020 Jan-. Available from: <https://www.ncbi.nlm.nih.gov/books/NBK554776/>
42. Gonzalez J, Maisonobe J, Oranger M, Mendoza-Ruiz A. Homecare respiratory equipment for patients suspected to be infected with the respiratory virus Covid19. Retrieved from <http://splf.fr/wp-content/uploads/2020/03/LES-PROCEDURES-DUGAVO2-ProtectionVirale2020-MAJ14mars2020.pdf> March 18, 2020
43. Ferioli M, Cisternino C, Leo V, et al. Protecting healthcare workers from SARS-CoV-2 infection: practical indications. *Eur Respir Rev* 2020;29:200068 [<https://doi.org/10.1183/16000617.0068-2020>].
44. CDC: Using Personal Protective Equipment (PPE). Updated 3 April 2020. <https://www.cdc.gov/coronavirus/2019-ncov/hcp/using-ppe.html>. Accessed 10 June 2020.
45. CDC: Personal Protective Equipment: Questions and Answers. Updated 14 March 2020. <https://www.cdc.gov/coronavirus/2019-ncov/hcp/respirator-use-faq.html>. Accessed 10 June 2020.
46. WHO: Technical specifications for invasive and non-invasive ventilators for COVID-19: Interim guidance. Published 15 April 2020. [https://apps.who.int/iris/bitstream/handle/10665/331792/WHO-2019-nCoV-Clinical-Ventilator\\_Specs-2020.1-eng.pdf?sequence=1&isAllowed=y](https://apps.who.int/iris/bitstream/handle/10665/331792/WHO-2019-nCoV-Clinical-Ventilator_Specs-2020.1-eng.pdf?sequence=1&isAllowed=y). Accessed 10 June 2020.
47. Simonds AK, Hanak A, Chatwin M, et al. Evaluation of Droplet Dispersion During Non-Invasive Ventilation, Oxygen Therapy, Nebuliser Treatment and Chest Physiotherapy in Clinical Practice: Implications for Management of Pandemic Influenza and Other Airborne Infections. *Health Technol Assess*. 2010 Oct;14(46):131-172. <https://doi.org/10.3310/hta14460-02>
48. ResMed Clinical Bulletin: Use of Low Dispersion Circuit with Stellar for COVID-19. CB#013. Published May 2020. [https://www.resmed.com/us/dam/documents/covid-19/C283639%20CB%23013%20Use%20of%20Low%20Dispersion%20Circuit%20with%20Stellar%20100-150%20for%20COVID-19\\_EMEA\\_ENG\\_final.pdf](https://www.resmed.com/us/dam/documents/covid-19/C283639%20CB%23013%20Use%20of%20Low%20Dispersion%20Circuit%20with%20Stellar%20100-150%20for%20COVID-19_EMEA_ENG_final.pdf). Accessed 10 June 2020.
49. ResMed Clinical Bulletin: Supplemental Oxygen and Low Dispersion Circuit with CPAP and Bi-level Devices for COVID-19. CB#010. Published April 2020. [https://www.resmed.com/us/dam/documents/covid-19/C283653%20CB%23010%20Supp%20O2%20and%20Low%20dispersion%20with%20CPAP%20and%20bilevel%20for%20COVID-19\\_EMEA\\_ENG-final.pdf](https://www.resmed.com/us/dam/documents/covid-19/C283653%20CB%23010%20Supp%20O2%20and%20Low%20dispersion%20with%20CPAP%20and%20bilevel%20for%20COVID-19_EMEA_ENG-final.pdf). Accessed 10 June 2020.





50. ResMed Clinical Bulletin: Use of ResMed Leak Port without AAV in Ventilator Breathing Circuits for COVID-19. CB#014. Published May 2020. [https://www.resmed.com/us/dam/documents/covid-19/C283637%20CB%23014%20Use%20of%20Leak%20Port%20in%20Ventilator%20breathing%20Circuits%20for%20Covid-19\\_EMEA\\_ENG\\_final.pdf](https://www.resmed.com/us/dam/documents/covid-19/C283637%20CB%23014%20Use%20of%20Leak%20Port%20in%20Ventilator%20breathing%20Circuits%20for%20Covid-19_EMEA_ENG_final.pdf). Accessed 10 June 2020.
51. Flaxman S, Mishra S, Gandy A, et al. Estimating the effects of non-pharmaceutical interventions on COVID-19 in Europe. *Nature*. 2020; Online ahead of print.
52. CISION. IHME models show second wave of COVID-19 beginning September 15 in US. Published 11 June 2020. <https://www.prnewswire.com/news-releases/ihme-models-show-second-wave-of-covid-19-beginning-september-15-in-us-301074199.html>. Accessed 16 June 2020.
53. Ferguson NM, Laydon D, Nedjati-Gilani G, et al. Report 9: Impact of non-pharmaceutical interventions (NPIs) to reduce COVID-19 mortality and healthcare demand. 16 March 2020. *Imperial College London*. doi: <https://doi.org/10.25561/77482>.
54. COVID-19 Projections Using Machine Learning. Updated 16 June 2020. <https://covid19-projections.com/> Accessed 16 June 2020.
55. Kissler SM, Tedijano C, Goldstein E, et al. Projecting the transmission dynamics of SARS-CoV-2 through the postpandemic period. *Science*. 2020 May 22;368(6493):860-868.
56. CDC. Three Waves of the Pandemic. Published 11 May 2018. <https://www.cdc.gov/flu/pandemic-resources/1918-commemoration/three-waves.htm> Accessed 16 June 2020.
57. Aleta A, Martin-Corral D, Pastore y Pinotti A, et al. Modeling the impact of social distancing, testing, contact tracing and household quarantine on second-wave scenarios of the COVID-19 epidemic. medRxiv. Preprint 18 May 2020. doi: [10.1101/2020.05.06.20092841](https://doi.org/10.1101/2020.05.06.20092841)
58. Johns Hopkins Bloomberg School of Public Health. Ventilator Stockpiling and Availability in the US. Updated 1 April 2020. <https://www.centerforhealthsecurity.org/resources/COVID-19/COVID-19-fact-sheets/200214-VentilatorAvailability-factsheet.pdf> Accessed 16 June 2020.
59. Society of Critical Care Medicine. United States Resource Availability for COVID-19. Updated 12 May 2020. <https://sccm.org/Blog/March-2020/United-States-Resource-Availability-for-COVID-19> Accessed 16 June 2020.
60. U.S. Department of Health and Human Services: Office of Inspector General. Hospital Experiences Responding to the COVID-19 Pandemic: Results of a National Pulse Survey March 23–27, 2020. Updated April 2020. <https://oig.hhs.gov/oei/reports/oei-06-20-00300.pdf> Accessed 16 June 2020.
61. Wells CR, Fitzpatrick MC, Sah P, et al. Projecting the demand for ventilators at the peak of the COVID-19 outbreak in the USA. *Lancet Infect Dis*. 2020 Apr 21. doi: 10.1016/S1473-3099(20)30315-7 [Epub ahead of print]
62. IHME COVID-19 Projections Updated 15 June 2020. <https://covid19.healthdata.org/united-states-of-america> Accessed 16 June 2020.
63. Ranney ML, Griffeth V, Jha AK. Critical Supply Shortages — The Need for Ventilators and Personal Protective Equipment during the Covid-19 Pandemic. *N Engl J Med* 2020; 382:e41.
64. Meltzer M, Patel A, Ajao A, et al. Estimates of the Demand for Mechanical Ventilation in the United States During an Influenza Pandemic. *Clinical Infectious Diseases*, May 2015. 60 (S1); Pages S52–S57.
65. Weinstein E, Ragazzoni L, Burkle F, et al. Delayed Primary and Specialty Care: The Coronavirus Disease–2019 Pandemic Second Wave. *Disaster Med Public Health Prep*. 2020 May 7 : 1–3.
66. ResMed Statement on COVID-19. Published 23 March 2020. <https://investors.resmed.com/investor-relations/events-and-presentations/press-releases/press-release-details/2020/ResMed-Statement-on-COVID-19/default.aspx> Accessed 16 June 2020.
67. LaFrenz, C. ResMed ramps up ventilator output to meet global demand. *Financial Review*. Published 3 April 2020. <https://www.afr.com/companies/healthcare-and-fitness/resmed-ramps-up-ventilator-output-to-meet-global-demand-20200403-p54gpz> Accessed 16 June 2020.

68. Richardson S, Hirsch JS, Narasimhan M. Presenting Characteristics, Comorbidities, and Outcomes Among 5700 Patients Hospitalized With COVID-19 in the New York City Area. *JAMA*. 2020;323(20):2052-2059. <https://jamanetwork.com/journals/jama/fullarticle/2765184>
69. World Health Organization and Pan American Health Organization: Rehabilitation considerations during the COVID-19 outbreak. Published 2020. [https://iris.paho.org/bitstream/handle/10665.2/52035/NMHMHCOVID19200010\\_eng.pdf?sequence=6](https://iris.paho.org/bitstream/handle/10665.2/52035/NMHMHCOVID19200010_eng.pdf?sequence=6). Accessed 10 June 2020.
70. American Thoracic Society. Report of an Ad-Hoc International Task Force on Early and Short-Term Rehabilitative Interventions in COVID-19 Survivors. Published 9 April 2020. <https://www.thoracic.org/members/assemblies/assemblies/pr/journal-club/report-of-an-ad-hoc-international-task-force-to-develop-an-expert-based-opinion.php>. Accessed 10 June 2020.
71. Sheehy LM. Considerations for Postacute Rehabilitation for Survivors of COVID-19. *JMIR Public Health Surveill*. 2020 May 8;6(2):e19462. <https://www.ncbi.nlm.nih.gov/pmc/articles/PMC7212817/>
72. Turkish Society of Physical Medicine and Rehabilitation + Turkish Doctors Association of Physical Medicine and Rehabilitation Specialist: Pulmonary Rehabilitation After COVID-19. Published 13 April 2020. <https://www.tftr.org.tr/uploads/Covid-19-Pulmoner-Rehabilitasyon.pdf>. Accessed 10 June 2020.
73. Italian Thoracic Society (ITS) and Italian Association of Respiratory Physiotherapists (ARIR): Joint Statement on the Role of Respiratory Rehabilitation in the COVID-19 Crisis. Published 8 March 2020. [https://www.arirassociazione.org/wp-content/uploads/2020/03/Joint-statement-role-RR\\_COVID\\_19\\_E\\_Clini.pdf](https://www.arirassociazione.org/wp-content/uploads/2020/03/Joint-statement-role-RR_COVID_19_E_Clini.pdf). Accessed 10 June 2020.
74. Liu K, Zhang W, Yang Y, et al. Respiratory rehabilitation in elderly patients with COVID-19: A randomized controlled study. *Complement Ther Clin Pract*. 2020 May;39:101166. <https://www.sciencedirect.com/science/article/pii/S1744388120304278>.
75. YK Aytur, BF Koseoglu, OO Taskiran, et al. Pulmonary rehabilitation principles in SARS-COV-2 infection (COVID-19): A guideline for the acute and subacute rehabilitation. *Turk J Phys Med Rehab* 2020;66(2):104-120. [http://www.ftdergisi.com/uploads/pdf/pdf\\_4189.pdf](http://www.ftdergisi.com/uploads/pdf/pdf_4189.pdf)
76. Yang L, Yang T. Pulmonary rehabilitation for patients with coronavirus disease 2019 (COVID-19). *Chronic Dis Transl Med*. 2020 May 14. <https://www.sciencedirect.com/science/article/pii/S2095882X20300414?via%3Dihub>
77. Department of Health and Human Services: Office of Inspector General: OIG Policy Statement Regarding Physicians and Other Practitioners That Reduce or Waive Amounts Owed by Federal Health Care Program Beneficiaries for Telehealth Services During the 2019 Novel Coronavirus (COVID-19) Outbreak. Published 17 March 2020. [https://oig.hhs.gov/fraud/docs/alertsandbulletins/2020/policy-telehealth-2020.pdf?utm\\_campaign=Membership&utm\\_source=hs\\_email&utm\\_medium=email&hsenc=p2ANqtz--qqVMnO8\\_feDONnGcvSqXdKxGvzZ2BTzsZyDRXnp6hsV\\_dkVtwRMSguql1nvCBKMZt-rE](https://oig.hhs.gov/fraud/docs/alertsandbulletins/2020/policy-telehealth-2020.pdf?utm_campaign=Membership&utm_source=hs_email&utm_medium=email&hsenc=p2ANqtz--qqVMnO8_feDONnGcvSqXdKxGvzZ2BTzsZyDRXnp6hsV_dkVtwRMSguql1nvCBKMZt-rE). Accessed 10 June 2020.
78. Department of Health and Human Services: Notification of Enforcement Discretion for Telehealth Remote Communications During the COVID-19 Nationwide Public Health Emergency. Updated 30 March 2020. <https://www.hhs.gov/hipaa/for-professionals/special-topics/emergency-preparedness/notification-enforcement-discretion-telehealth/index.html>. Accessed 10 June 2020.
79. Federal Communications Commission: Promoting Telehealth for Low-Income Consumers; COVID-19 Telehealth Program. Published 2 April 2020. [https://docs.fcc.gov/public/attachments/FCC-20-44A1\\_Rcd.pdf](https://docs.fcc.gov/public/attachments/FCC-20-44A1_Rcd.pdf). Accessed 10 June 2020.
80. Centers for Medicare and Medicaid Services: Medicare Telemedicine Health Care Provider Fact Sheet. Published 17 March 2020. <https://www.cms.gov/newsroom/fact-sheets/medicare-telemedicine-health-care-provider-fact-sheet>. Accessed 10 June 2020.
81. Polinski J et al. Patients' Satisfaction With and Preference for Telehealth Visits. *J Gen Intern Med*. 2016 Mar;31(3):269-75. doi: 10.1007/s11606-015-3489-x. Epub 2015 Aug 13.
82. Nelson et al. Telerehabilitation Feasibility in Total Joint Replacement. *Int J Telerehabil*. 2017 Fall; 9(2): 31–38.

83. Silva M et al. Telehealth: A Novel Approach for the Treatment of Nondisplaced Pediatric Elbow Fractures. *J Pediatr Orthop B*. 2019 Nov;28(6):542-548.
84. Bala N et al. Use of Telehealth to Enhance Care in a Family-Centered Childhood Obesity Intervention. *Clin Pediatr (Phila)*. 2019 Jun;58(7):789-797.
85. Mousa AY et al. Results of Telehealth Electronic Monitoring for Post Discharge Complications and Surgical Site Infections Following Arterial Revascularization With Groin Incision. *Ann Vasc Surg*. 2019 May;57:160-169.
86. Fiu MD et al. Use of Telehealth as a New Model for Following Intermittent Claudication and Promoting Patient Expertise. *Telemed J E Health*. 2018 Oct;24(10):773-781.
87. Sood et al. Telemedicine Consultation for Patients With Diabetes Mellitus: A Cluster Randomised Controlled Trial. *J Telemed Telecare*. 2018 Jul;24(6):385-391.
88. Chongmelaxme B et al. The Effects of Telemedicine on Asthma Control and Patients' Quality of Life in Adults: A Systematic Review and Meta-analysis. *J Allergy Clin Immunol Pract*. 2019 Jan;7(1):199-216.e11. doi: 10.1016/j.jaip.2018.07.015. Epub 2018 Jul 25.
89. Koulaouzidis G et al. Telemonitoring in Subjects With Newly Diagnosed Heart Failure With Reduced Ejection Fraction: From Clinical Research to Everyday Practice. *J Telemed Telecare*. 2019 Apr;25(3):167-171. doi: 10.1177/1357633X17751004. Epub 2018 Feb 8.
90. Halterman JS et al. Effect of the School-Based Telemedicine Enhanced Asthma Management (SB-TEAM) Program on Asthma Morbidity: A Randomized Clinical Trial. *JAMA Pediatr*. 2018 Mar 5;172(3):e174938.
91. Mudiyansele SB et al. Personalised Telehealth Intervention for Chronic Disease Management: A Pilot Randomised Controlled Trial. *J Telemed Telecare*. 2019 Jul;25(6):343-352.
92. Valdivieso B et al. The Effect of Telehealth, Telephone Support or Usual Care on Quality of Life, Mortality and Healthcare Utilization in Elderly High-Risk Patients With Multiple Chronic Conditions. A Prospective Study. *Med Clin (Barc)*. 2018 Oct 23;151(8):308-314.
93. Lugo VM et al. Comprehensive Management of Obstructive Sleep Apnea by Telemedicine: Clinical Improvement and Cost-Effectiveness of a Virtual Sleep Unit. A Randomized Controlled Trial. *PLoS One*. 2019 Oct 24;14(10):e0224069.
94. Brokmann JC et al. Blood Pressure Management and Guideline Adherence in Hypertensive Emergencies and Urgencies: A Comparison Between Telemedically Supported and Conventional Out-Of-Hospital Care. *J Clin Hypertens (Greenwich)*. 2017 Jul;19(7):704-712. doi: 10.1111/jch.13026. Epub 2017 May 30.
95. Hwang et al. Effect of Telemedicine Education and Telemonitoring on Continuous Positive Airway Pressure Adherence. *The Tele-OSA Randomized Trial*. *Am J Respir Crit Care Med*. 2018 Jan 1;197(1):117-126.
96. Halterman JS et al. Effect of the School-Based Telemedicine Enhanced Asthma Management (SB-TEAM) Program on Asthma Morbidity: A Randomized Clinical Trial. *JAMA Pediatr*. 2018 Mar 5;172(3):e174938.
97. McKissick HD et al. The Impact of Telehealth and Care Coordination on the Number and Type of Clinical Visits for Children With Medical Complexity. *J Pediatr Health Care*. Jul-Aug 2017;31(4):452-458.
98. O'Connor M et al. Using Telehealth to Reduce All-Cause 30-Day Hospital Readmissions among Heart Failure Patients Receiving Skilled Home Health Services. *Appl Clin Inform*. 2016 Apr 20;7(2):238-47. doi: 10.4338/ACI-2015-11-SOA-0157. eCollection 2016.
99. Gingele A et al. Telemonitoring in Patients With Heart Failure: Is There a Long-Term Effect? *J Telemed Telecare*. 2019 Apr;25(3):158-166. doi: 10.1177/1357633X17747641. Epub 2017 Dec.
100. Egede LE et al. Cost-Effectiveness of Behavioral Activation for Depression in Older Adult Veterans: In-Person Care Versus Telehealth. *J Clin Psychiatry*. 2018 Aug 28;79(5):17m11888.
101. Flaherty LR et al. Reduction of Medical Hospitalizations in Veterans With Schizophrenia Using Home Telehealth. *Psychiatry Res*. 2017 Sep;255:153-155.
102. de Jong et al. Telemedicine for Management of Inflammatory Bowel Disease (myIBDcoach): A Pragmatic, Multicentre, Randomised Controlled Trial *Lancet*. 2017 Sep 2;390(10098):959-968.



Rev 1.0

103. Buvik A et al. Cost-Effectiveness of Telemedicine in Remote Orthopedic Consultations: Randomized Controlled Trial. *J Med Internet Res*. 2019 Feb 19;21(2):e11330. doi: 10.2196/11330.
104. Malhotra A, Crocker ME, Willes L, et al. Patient Engagement Using New Technology to Improve Adherence to Positive Airway Pressure Therapy: A Retrospective Analysis. *Chest*. 2018 Apr;153(4):843-850.