



## Service Truck Series

### TWO STAGE AIR COMPRESSORS

Outfit your work truck with our powerful Service Truck Series compressor. Ideal for fleet service trucks, welding/mechanics truck, or work site locations without electric power. Three gasoline engine options are available - *Honda®*, *Kohler®*, and *Subaru®*

- Cast iron two-stage pump for long life
- Gas powered engine with electric start and alternator
- ASME tank certified for 200 PSI maximum pressure
- Galvanized steel beltguard resists rust and corrosion
- Pilot valve throttle control automatically regulates engine speed



CE7003

### Specifications

Model	HP	Tank Size	Tank Style	CFM		MAX PSI	PUMP RPM	Engine	Shipping Wgt. (lbs.)
				@ 90 PSI	@ 175 PSI				
CE7002	13	30 Gal.	Horz.	25.0	24.3	175 PSI	1020	Kohler Command	519
CE7003	13	30 Gal.	Horz.	25.0	24.3	175 PSI	1020	Honda GX390	540
CE7004	14	30 Gal.	Horz.	25.0	24.3	175 PSI	1020	Subaru EX40	540

### Accessories



**Vibration Isolation Pads**  
Recommended for all installations to isolate compressor from the floor.

MP345700AJ - set of 3  
MP367700AJ - set of 4



**Maintenance Kits**  
Includes synthetic compressor oil and air filter

CE0100 - 5 hp  
CE0101 - 7.5 hp



**Maintenance Kits**  
Includes synthetic compressor oil and air filter

CE0102 - 10 hp  
CE0103 - 15 hp



**Automatic Tank Drain**  
Electronically controlled drain valve eliminates manual tank draining.

MP367800AJ



#### Compressor Oil

Formulated for reciprocating compressor duty.

ST126701AV - 30w non-detergent petroleum oil, 1 gallon  
CE0032 - Full synthetic compressor oil, 1 quart





#### Compressed Air Treatment

Filter, regulator, lubricator, and refrigerated air dryers.

RECIPROCATING

# AIR COMPRESSORS





## Compressed Air Solutions

Campbell Hausfeld offers heavy-duty two stage air compressors designed for your application. Whether you use your air compressor for general shop air or in a sophisticated collision repair facility, Campbell Hausfeld has a solution to fit your operation.

### Shop Air Series

#### TWO STAGE AIR COMPRESSORS

Shop Air Series compressors are designed for general compressed air needs and comes equipped with these standard features:

- Cast iron, two stage pump for long life
- ASME tank certified for 200 PSI maximum pressure
- Industrial-duty NEMA motor for reliable service
- Mounted and wired motor starter for quick electrical hookup
- Fully enclosed metal beltguard assures safe operation



CE7000

### Tire & Lube Series

#### FULLY PACKAGED TWO STAGE AIR COMPRESSORS

Tire & Lube Series air compressors are fully equipped with these additional features to simplify maintenance and operation:

- After-cooler - removes moisture from the compressed air
- Automatic Tank Drain - eliminates need to manually drain tank
- Low Oil Guard - shuts down compressor if oil level is too low
- Digital Hour Meter - helps monitor maintenance intervals



CE7005FP

#### Specifications

Shop Air Series	Tire & Lube Series	HP	Voltage	PH	Displacement CFM	CFM @ 90 PSI	CFM @ 175 PSI	MAX PSI	PUMP RPM	Tank Size	Tank Style
CE7050	CE7050FP	5	230	1	21.1	17.2	16.6	175 PSI	685	80 Gal.	Vert.
CE7051	CE7051FP	5	208-230/460	3	21.1	17.2	16.6	175 PSI	685	80 Gal.	Vert.
CE7052	CE7052FP	5	230	1	21.1	17.2	16.6	175 PSI	685	80 Gal.	Horz.
CE7053	CE7053FP	5	208-230/460	3	21.1	17.2	16.6	175 PSI	685	80 Gal.	Horz.
CE7000	CE7000FP	7.5	230	1	31.2	25.0	24.3	175 PSI	1020	80 Gal.	Vert.
CE7001	CE7001FP	7.5	208-230/460	3	31.2	25.0	24.3	175 PSI	1020	80 Gal.	Vert.
CE7005	CE7005FP	7.5	230	1	31.2	25.0	24.3	175 PSI	1020	80 Gal.	Horz.
CE7006	CE7006FP	7.5	208-230/460	3	31.2	25.0	24.3	175 PSI	1020	80 Gal.	Horz.
CE8001	CE8001FP	10	208-230/460	3	42.0	36.0	34.1	175 PSI	685	120 Gal.	Horz.
CE8003	CE8003FP	15	208-230/460	3	62.4	52.4	50.0	175 PSI	1020	120 Gal.	Horz.




## Tire & Lube Series

#### DUPLEX AIR COMPRESSORS

Avoid unexpected downtime with the built-in backup of Duplex Air Compressors.

- Two individual compressor pumps and motors mounted on a single air receiver
- Each compressor pump/motor configuration can run independently or together depending on load conditions
- Deluxe UL listed control panel provides single point connection and includes: two magnetic starters, alternator, ON/OFF switch, and hour meters



CE7252FP

#### Specifications

Model	HP	Voltage/Phase	Displacement CFM	CFM @ 90 PSI	CFM @ 175 PSI	MAX PSI	PUMP RPM	Tank Size	Tank Style
CE7252FP	10 (5x2)	230V, 1 Ph	42.2	34.4	33.2	175 PSI	685	120 Gal.	Horz.
CE7253FP	10 (5x2)	208-230/460V, 3 Ph	42.2	34.4	33.2	175 PSI	685	120 Gal.	Horz.
CE7205FP	15 (7.5x2)	230V, 1 Ph	62.4	50	48.6	175 PSI	685	120 Gal.	Horz.
CE7206FP	15 (7.5x2)	208-230/460V, 3 Ph	62.4	50	48.6	175 PSI	1020	120 Gal.	Horz.
CE8201FP	20 (10x2)	208-230/460V, 3 Ph	84.0	72	68.2	175 PSI	685	200 Gal.	Horz.
CE8203FP	30 (15x2)	208-230/460V, 3 Ph	124.8	104.8	100	175 PSI	1020	200 Gal.	Horz.

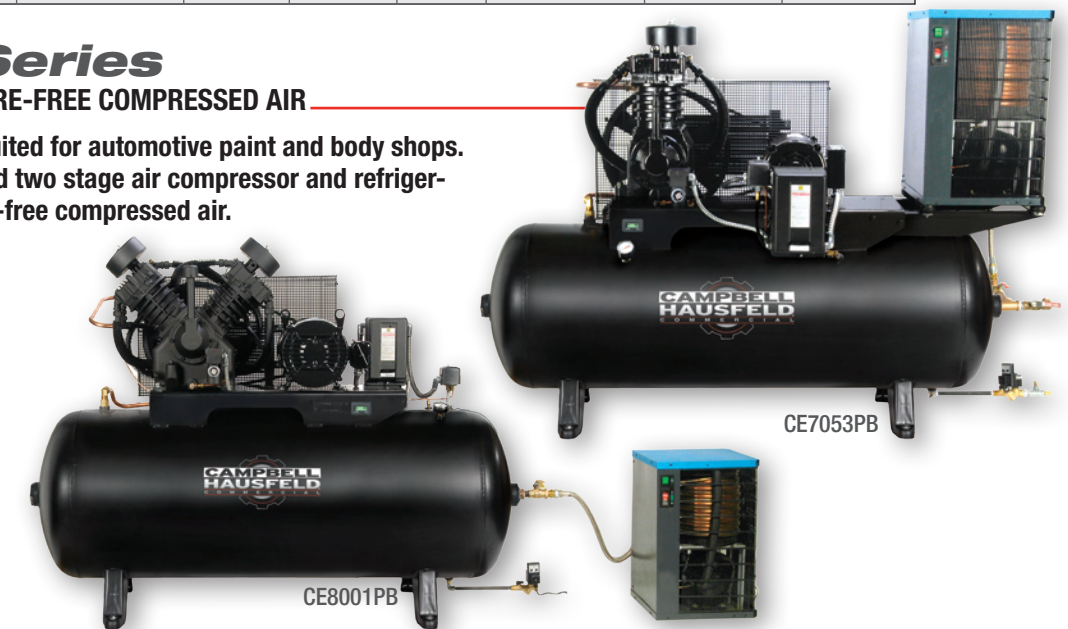
## Paint & Body Series

#### COMPLETE SYSTEM OF DRY, MOISTURE-FREE COMPRESSED AIR

The Paint & Body Series are ideally suited for automotive paint and body shops. Every model includes a fully packaged two stage air compressor and refrigerated air dryer to deliver dry, moisture-free compressed air.

#### Features include:

- Cast iron, two stage compressor pump
- Belt guard mounted aftercooler
- Refrigerated air dryer
- Industrial duty NEMA motor
- Mounted and wired magnetic starter
- ASME Code tank
- Automatic tank drain
- Digital hour meter



CE8001PB

CE7053PB

#### Specifications

Model	HP	Voltage	PH	Displacement CFM	CFM @ 90 PSI	CFM @ 175 PSI	MAX PSI	PUMP RPM	Tank Size	Tank Style
CE7052PB	5	230	1	21.1	17.2	16.6	175 PSI	685	80 Gal.	Horz.
CE7053PB	5	208-230/460	3	21.1	17.2	16.6	175 PSI	685	80 Gal.	Horz.
CE7005PB	7.5	230	1	31.2	25.0	24.3	175 PSI	1020	80 Gal.	Horz.
CE7006PB	7.5	208-230/460	3	31.2	25.0	24.3	175 PSI	1020	80 Gal.	Horz.
CE8001PB	10	208-230/460	3	42.0	36.0	34.1	175 PSI	685	120 Gal.	Horz.
CE8003PB	15	208-230/460	3	62.4	52.4	50.0	175 PSI	1020	120 Gal.	Horz.