

STI STOPPER® STATION SERIES



KEY FEATURES

General Information

- Multipurpose push button switches cover a wide range of applications both indoors and outdoors.
- Three year guarantee against breakage of polycarbonate in normal use (one year on electro mechanical and electronic components).

Design

- Unique, curved design helps protect against accidental activation.

Construction

- Station housing molded of tough polycarbonate.
- UL Listed to U.S. and Canadian safety standards.
- Models used with LT-1UL Latching Timer Module are Listed for access control.
- Stainless steel backplate.
- Push buttons are ADA Compliant (excludes "3" key switch button).

Installation

- 5VA flammability rating on backplate and spacer.
- Typical working properties of polycarbonate are -40° to 250°F (-40° to 121°C).
- Polycarbonate complies with FDA regulations for food contact applications.

Options

- Your choice of colors — red, green, yellow, white or blue.
- Standard or custom text or hi-res logo.
- Custom text in any language.
- Protect with STI indoor/outdoor protective covers.

PRODUCT OVERVIEW

These ADA Compliant, multipurpose push button switches cover a wide range of applications both indoors and outdoors. They're called Stopper Stations. They incorporate a unique, patented design that helps dramatically to stop accidental activation. A number of standard models are available or we can create custom units to meet your needs exactly. You have your choice of any of five universal shell colors, several button styles, standard or custom wording and language.

HOW THEY WORK

Because of their superior, patented design combined with quality construction throughout, you can expect outstanding performance for years to come. In fact, many STI customers are surprised to find that all this quality is available at no increase in price. Plus, customers appreciate the option to protect the switches with STI protective covers that carry a three year guarantee against breakage in normal use, one year on electro mechanical and electronic components. For indoor applications, you can order your Stopper Station with a pre-alarm cover to help stop malicious and accidental activation.

STI Stopper® Station Series

Dimensions and Technical Information

UNIQUE BUTTON FEATURES

Models SS2xy0, SS2xy1, SS2xy3, SS2xy4

- Interchangeable or replaceable N.O. or N.C., SPST gold-plated contact blocks rated for 6 amps @ 600 VAC or 1 amp @ 250 VDC.
- Standard switch includes one N.O. and one N.C. contact. Holds up to three sets of isolated contacts.

Note: some standard single gang boxes need additional depth. To add 5/8" depth, order KIT-102722-color (B=blue, G=green, R=red, Y=yellow, W=white)

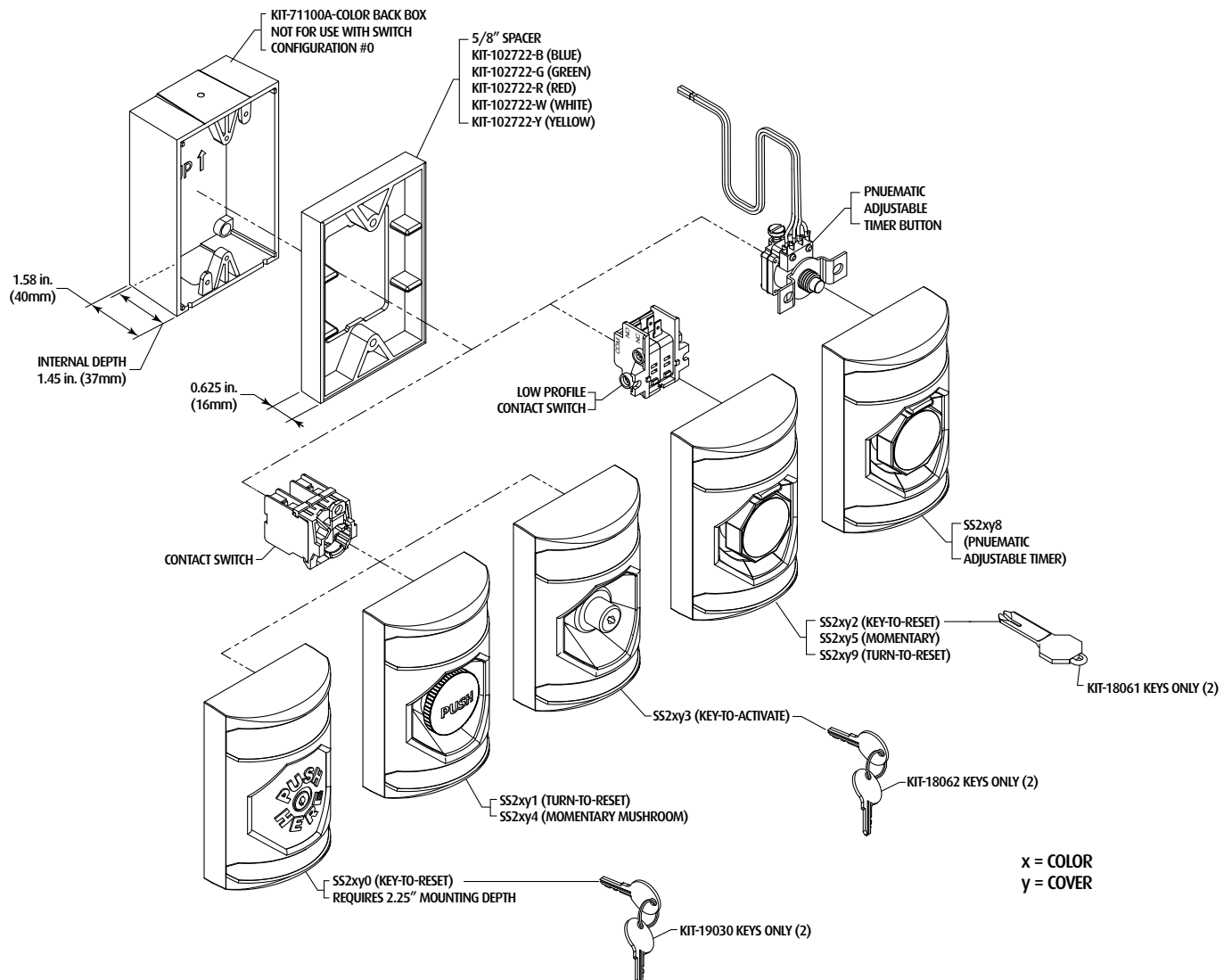
Models SS2xy2, SS2xy5, SS2xy9

- Two (2) Form "C" contacts, DPDT, rated 10 amps @ 125/250 VAC, 1/2 HP, 6 amps @ 30 VDC.

Models SS2xy8

- Switch rating 10 amps @ 240 VAC resistive and has a timer range: 2 - 60 seconds ($\pm 15\%$).
- Indoor use only. Not recommended for outdoor/water applications, temperature range of button 15° to 120°F (-9° to +49°C).
- Timer life of over 1,000,000 operations.
- Pneumatic adjustable timer opens or closes a circuit and has a timed delay before reset. No electricity to operate.
- Ideal for security applications.
- 1 Form Z, 1 N.O. and 1 N.C. contact.

***Note:** x = color, y = cover, see page 4 for details.



STI Stopper® Station Series

Dimensions and Technical Information

APPROVALS & WARRANTY

TESTING

It has been tested and approved or listed by:

- UL/cUL File No. S7255
- Complies with UL 2017. UL Listed for indoor and outdoor use ("8" button indoor only, temperature range 15° to 120°F). When mounting outdoor, must use an STI weather cover.
- UL 294 (models used with LT-1UL)
- CSA C22.2 No. 205
- ADA Compliant (excludes "3" button)

WARRANTY

Three year guarantee against breakage of polycarbonate in normal use (one year on electro mechanical and electronic components).

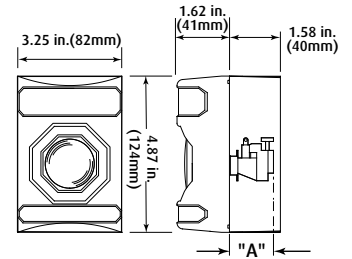
Accessories

LT-1UL	UL Latching/Timer Module
KIT-71100A-Color	Back box - Red, Green, Yellow, White and Blue for 2, 5, 8 and 9 switch
KIT-E10196	N.O. contact for 0, 1, 3 or 4 switch
KIT-M10197H	Replacement contact holder for 0, 1, 3 & 4 switch
KIT-E10198	N.C. contact for 0, 1, 3 or 4 switch
KIT-71101A-*	Back box & Spacer Kit for 1, 3 or 4 switch
KIT-102722-*	Plastic Spacer - adds 5/8" depth
KIT-H19030	Two Extra Keys for 0 switch
KIT-H18061	Two Extra Keys for 2 switch
KIT-H18062	Two Extra Keys for 3 switch

"A" - Contact Depth

SS2xy0*	2.16"
SS2xy1	2.04"
SS2xy2	1.00"
SS2xy3*	2.13"
SS2xy4	2.04"
SS2xy5	1.00"
SS2xy8	1.4"
SS2xy9	1.00"

* If extra depth needed in electrical box order KIT-102722-color.



* R=red, B=blue, G=green, Y=yellow, W=white

Covers to protect your STI Stopper Station from damage or weather and to help stop malicious or accidental activation.



Stopper® Station Shield (Cover 2, A)

This inexpensive and highly durable cover, with or without alarm, was invented to mount directly onto the Stopper Station series of buttons with two tabs that snap into the Stopper Station shell. It takes hard knocks in stride while protecting the button against vandalism, damage and accidental activation. Ideal for use when space is limited.

No labeling can be placed on the Stopper Station shield.



Universal Stopper® (Covers 3, 4, 7, 8)

This indoor/outdoor cover helps stop false fire alarms and can protect Stopper Stations against damage as well as malicious or accidental activation. It consists of a clear polycarbonate shield that fits easily over any STI Stopper Station model. When it is lifted to gain access to the Stopper Station, the optional piercing 105 dB warning horn sounds. Legitimate activation is not affected. The protective cover options include: dome or low profile, with or without horn, flush mount, surface mount.

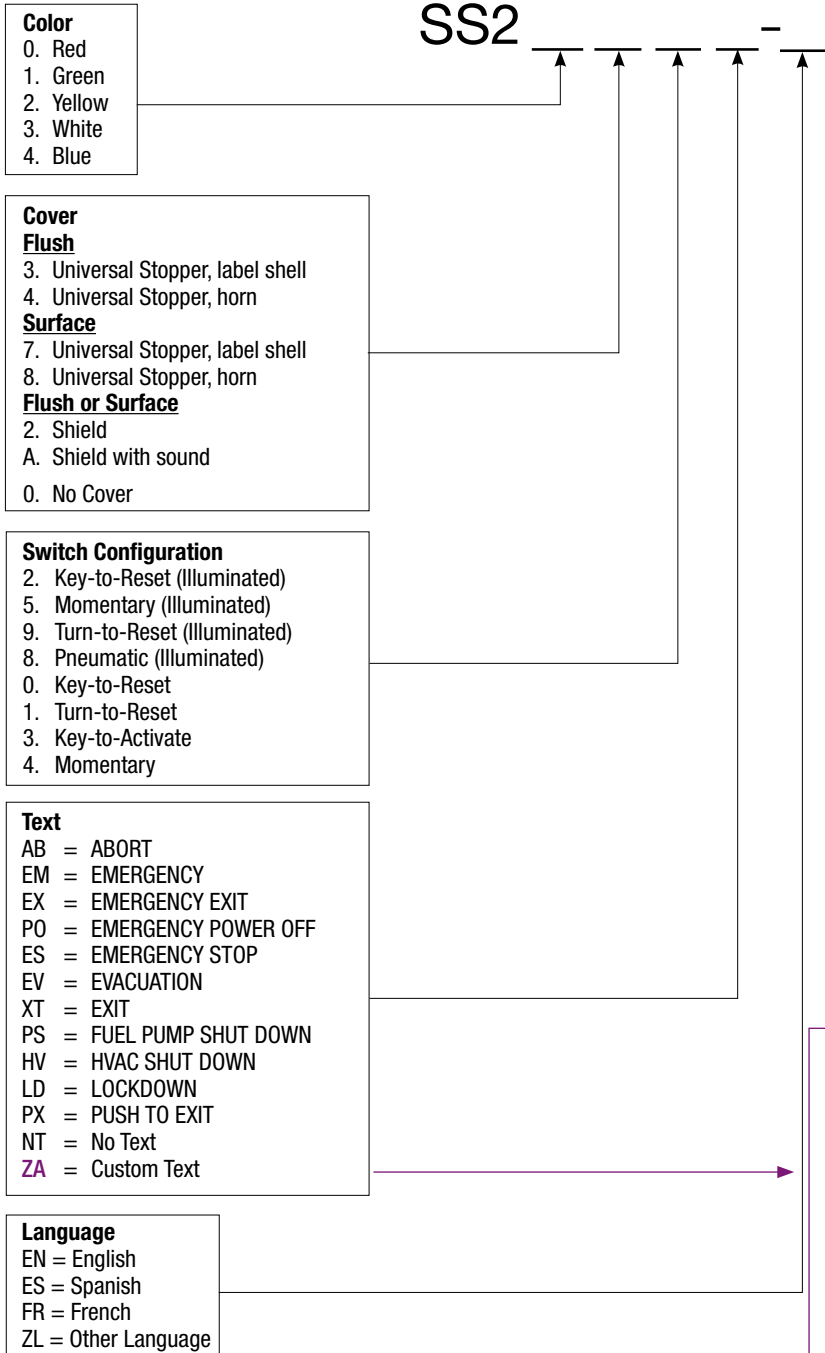
Additional labeling may be placed on the Universal Stopper.

Note:

Stopper Stations are approved for outdoor use with an outdoor rated protective cover. Excludes pneumatic buttons.

STI Stopper® Station Series

Dimensions and Technical Information



CUSTOMIZE YOUR TEXT - text option ZA.

CUSTOM TEXT FOR TOP OF SHELL: 1 LINE, 13 CHARACTERS MAXIMUM
2 LINES, 20 CHARACTERS EACH (INCLUDES SPACES)

CUSTOM TEXT FOR BOTTOM OF SHELL: 1 LINE, 20 CHARACTERS MAXIMUM

--	--	--	--	--	--	--	--	--	--	--	--	--	--	--	--	--	--	--	--

CUSTOM TEXT COVER 3, 4, 7, 8: 2 LINES, 40 CHARACTERS EACH (INCLUDES SPACES)

Black text on white and yellow; white text on blue, red and green.

Safety Technology International	2306 Airport Road Waterford, Michigan 48327, USA Tel: 248-673-9898 Fax: 248-673-1246 Toll-free: 800-888-4784 info@sti-usa.com www.sti-usa.com	Taylor House 34 Sherwood Road Bromsgrove, Worcestershire B60 3DR, England Tel: +44 (0)1527 520 999 Fax: +44 (0)1527 501 999 info@sti-emea.com www.sti-emea.com
--	--	---