



DATE: 31st March, 2021

PCN #: 2495

PCN Title: Qualification of Additional Assembly & Test Sites and Additional Wafer Back Grinding and Back Metal Process Source for Select Discrete Products

Dear Customer:

This is an announcement of change(s) to products that are currently being offered by Diodes Incorporated.

We request that you acknowledge receipt of this notification within 30 days of the date of this PCN. If you require samples for evaluation purposes, please make a request within 30 days as well. Otherwise, samples may not be built prior to this change. Please refer to the implementation date of this change as it is stated in the attached PCN form. Please contact your local Diodes sales representative to acknowledge receipt of this PCN and for any sample requests.

The changes announced in this PCN will not be implemented earlier than 90 days from the notification date stated in the attached PCN form.

Previously agreed upon customer specific change process requirements or device specific requirements will be addressed separately.

For questions or clarification regarding this PCN, please contact your local Diodes sales representative.

Sincerely,

Diodes Incorporated PCN Team



PRODUCT CHANGE NOTICE

PCN-2495 REV 1

Notification Date:	Implementation Date:	Product Family:	Change Type:	PCN #:
31 st March, 2021	1 st July, 2021	Discrete Semiconductors	Additional Assembly & Test Site / Additional Back Grinding and Back Metal Process Source / Part Marking	2495
TITLE				
Qualification of Additional Assembly & Test Sites and Additional Wafer Back Grinding and Back Metal Process Source for Select Discrete Products				
DESCRIPTION OF CHANGE				
This PCN is being issued to notify customers that in order to assure continuity of supply, Diodes has qualified internal "Diodes Technology (Cheng Du) Company Limited" (CAT) located in Chengdu, China as an additional Assembly and Test (A/T) site using PdCu, Cu or Au bond wire as well as an additional wafer back grinding and back metal process facility for select products listed in this PCN.				
Diodes Incorporated has also qualified "Shandong DIYI Electronic Science and Technology Co., LTD." (DIYI) in Shandong, China as an additional Assembly and Test site for products listed in table 4.				
Full electrical characterization and high reliability testing has been completed on representative part numbers to ensure no change to device functionality or electrical specifications in the datasheet. Refer to the attached qualification report embedded in this file (to view, download this PCN file then open it with a PDF viewer to see the attached qual report).				
IMPACT				
Continuity of Supply. There will be no change to the Form, Fit or Function of products affected, unless specifically indicated, i.e. some packages will have marking, visual or package outline dimensions (POD) changes as outlined in the tables below. No change in datasheet parameters and product performance.				
PRODUCTS AFFECTED				
Please see the attached part lists in Table 1 to Table 4 below: Table 1 – Affected part list to add CAT as A/T site using PdCu, Cu or Au bond wire Table 2 – Affected part list to add CAT as additional wafer back grinding and back metal process facility Table 3 – Affected part list to add CAT as A/T site using PdCu bond wire, and add CAT as additional wafer back grinding and back metal process facility Table 4 – Affected part list to add Shandong DIYI Electronic Science and Technology Co., LTD (DIYI) as A/T site Table 5 – Visual change for DFN0603 Package Table 6 – Part marking format change for affected packages Table 7 – Package outline dimensions (POD) change for PowerDI5060-8L				
WEB LINKS				
Manufacturer's Notice:	https://www.diodes.com/quality/product-change-notices/diodes-product-change-notices/			
For More Information Contact:	http://www.diodes.com/contacts			
Data Sheet:	http://www.diodes.com/products			
DISCLAIMER				
Unless a Diodes Incorporated Sales representative is contacted in writing within 30 days of the posting of this notice, all changes described in this announcement are considered approved.				

Table 1 - Affected Part List to add CAT as A/T site using PdCu, Cu or Au bond wire

2DD2652-7 ¹	BSS127SSN-7 ¹	D58V0M4U8MR-13	DDTA115GUA-7-F ¹	DDTD114GC-7-F ¹	DMC2710UV-7
2DD2656-7 ¹	BSS84V-7 ²	D5V0F2U6LP-7 ¹	DDTA115TUA-7-F ¹	DDTD114TU-7-F ¹	DMC3028LSD-13
2N7002VAC-7 ²	BZX84C8V2TS-7-F ¹	D5V0F3B6LP20-7	DDTA123ECA-7-F ¹	DDTD123EC-7-F ¹	DMC3071LVT-13
2N7002VC-7 ²	D10V0S1U2LP-7B	D5V0F4U10MR-13 ¹	DDTA123JCA-7-F ¹	DDTD123TC-7-F ¹	DMC3071LVT-7
AZ23C18W-7-F ¹	D12V0H1U2WS-7 ¹	D5V0F4U6S-7 ¹	DDTA123JUA-7-F ¹	DDTD123YC-7-F ¹	DMC3400SDW-13 ¹
BAS40V-7 ²	D12V0HA1U2LP-7B	D5V0FS4U10LP-7	DDTA123TCA-7-F ¹	DDTD142JC-7-F ¹	DMC3400SDW-7 ¹
BAT54V-7 ²	D12V0M1U2LP3-7	D5V0L1B2LPS-7B ¹	DDTA123YCA-7-F ¹	DDTD142JU-7-F ¹	DMC3730UVT-7 ¹
BAT54WT-7 ²	D12V0S1U2LP1610-7	D5V0L1B2WS-7 ¹	DDTA123YUA-7-F ¹	DDZ9696T-7 ²	DMC4028SSD-13
BAT64C-7-F	D12V0X1B2LP-7B	D5V0L2B3SO-7 ¹	DDTB113ZC-7-F ¹	DDZ9712T-7 ²	DMG1016V-7 ²
BAT64S-7-F	D14V0H1U2WS-7 ¹	D5V0L2B3W-7 ¹	DDTB114EC-7-F ¹	DDZ9713T-7 ²	DMG1023UV-13 ²
BAT64SW-7-F	D14V0S1U2WS-7 ¹	D5V0L4B5S-7 ¹	DDTB123YC-7-F ¹	DDZ9716T-7 ²	DMG1023UV-7 ²
BAT64W-7-F	D15V0H1U2LP16-7	D5V0M5B6LP16-7	DDTB143EU-7-F ¹	DESD18VS1BLP3-7	DMG1024UV-7 ²
BC53-16PA-7 ¹	D15V0H1U2LP-7B	D5V0S1B2LP-7B	DDTC113TCA-7-F ¹	DESD1P0RFW-7 ¹	DMG1026UV-7 ²
BC56-16PA-7 ¹	D15V0HA1U2LP-7B	D5V0S1U2LP-7B	DDTC113TUA-7-F ¹	DESD24VF1BLP3-7	DMG1029SV-7 ²
BC807-25-7-F ¹	D15V0M1B2LP-7B	D5V0S1U2WS-7 ¹	DDTC113ZCA-7-F ¹	DESD24VS2SO-7 ¹	DMG6302UDW-7 ¹
BC847A-7-F ¹	D15V0X1B2LP-7B	D5V0S1UN2LP1610-7	DDTC113ZUA-7-F ¹	DESD32VS2SO-7 ¹	DML1008LDS-13 ²
BC847BVC-7 ¹	D18V0S1U3LP20-7	D5V0S1US2LP-7B	DDTC114GCA-7-F ¹	DESD34VS2SO-7	DML1008LDS-7 ²
BC847BVN-7 ¹	D20V0L1B2WS-7 ¹	D5V0X1BA2LP-7B	DDTC114GUA-7-F ¹	DESD3512SO-7	DML1010FDK-7 ²
BC848A-7-F ¹	D20V0S1U2LP1610-7	D6V3E1U2LP-7B	DDTC115ECA-7-F ¹	DESD3V3E1BL-7B	DML10M8LDS-13 ²
BC856A-7-F ¹	D20V0S1U2LP20-7	D6V3H1U2LP4-7B	DDTC115EUA-7-F ¹	DESD5V0S1BA-7 ¹	DML10M8LDS-7 ²
BC857A-7-F ¹	D20V0S1U3LP20-7	D6V3S1U2LP-7B	DDTC115GCA-7-F ¹	DGD2101MS8-13	DML3006LFDS-7
BC857C-13-F ¹	D22V0H1U2LP1610-7	D7V0H1U2LP-7B	DDTC115GUA-7-F ¹	DMB53D0UV-7 ²	DML3009LDC-7
BC857C-7-F ¹	D22V0S1U2WS-7 ¹	D7V0S1U2WS-7 ¹	DDTC115TUA-7-F ¹	DMB54D0UDW-7 ¹	DMMT5401-7-F ¹
BC858A-7-F ¹	D22V0S1U3LP20-7	D7V9S1U2LP-7B	DDTC123ECA-7-F ¹	DMB54D0UV-7 ²	DMMT5551-7-F ¹
BC858B-7-F ¹	D22V0S1U6LP2018-7	D8V0H1B2LP-7B	DDTC123EUA-7-F ¹	DMC1028UVT-7	DMMT5551S-7-F ¹
BC858C-7-F ¹	D24V0L1B2LPS-7B ¹	D8V0X1B2LP-7B	DDTC123JCA-7-F ¹	DMC2004DWK-7 ¹	DMN100-7-F
BCP5116TC ¹	D24V0S1U2LP1610-7	DCP68-13 ¹	DDTC123JUA-7-F ¹	DMC2004VK-7 ²	DMN13H750S-7
BCP5316TC ¹	D24V0S1U3LP20-7	DCP69-13 ¹	DDTC123TCA-7-F ¹	DMC2057UVT-7	DMN15H310SE-13
BCP5616TC ¹	D26V0S1U2LP20-7	DCX114YU-7R-F ¹	DDTC123TUA-7-F ¹	DMC2400UV-13 ²	DMN2004VK-7 ²
BCR401UW6-7 ¹	D34V0H1U2LP-7B	DDC123JK-7-F ¹	DDTC123YCA-7-F ¹	DMC2400UV-7 ²	DMN2004VK-7B ²
BCR402UW6-7 ¹	D3V3F4U6S-7 ¹	DDTA113TCA-7-F ¹	DDTC123YUA-7-F ¹	DMC2400UV-7B ²	DMN2016LDH-7
BCR405UW6-7 ¹	D3V3HN1B2LP-7B	DDTA113ZCA-7-F ¹	DDTD113EC-7-F ¹	DMC2450UV-13 ²	DMN2024UDH-7 ¹
BCR420UFD-7 ¹	D3V3L2B3LP10-7	DDTA113ZUA-7-F ¹	DDTD113ZC-13-F ¹	DMC2450UV-7 ²	DMN2026UVT-13
BCR421UFD-7 ¹	D3V3S1B2LP-7B	DDTA114GCA-7-F ¹	DDTD113ZC-7-F ¹	DMC2450UV-7B ²	DMN2028UFDH-7
BCR421UW6-7 ¹	D3V3S1U2LP1610-7	DDTA115ECA-7-F ¹	DDTD113ZU-7-F ¹	DMC25D0UVT-7 ¹	DMN2028UVT-7
BCV46TA ¹	D55V0M1B2WS-7 ¹	DDTA115EUA-7-F ¹	DDTD114EC-7-F ¹	DMC25D1UVT-7 ¹	DMN2120UFCL-7 ¹
BS250FTA ¹					

Table 1 Cont. - Affected Part List to add CAT as A/T site using PdCu, Cu or Au bond wire

DMN2215UDM-7 ¹	DMN5L06VAK-7 ²	DMP45H150DHE-13	DNLS320E-13	DZTA42-13 ¹	MMBTA63-7-F ¹
DMN2230U-7 ¹	DMN5L06VK-7 ²	DMP45H21DHE-13	DNLS412E-13	DZTA92-13 ¹	MMBTA64-7-F ¹
DMN22M5UFG-7	DMN5L06VK-7A ²	DMP56D0UV-7 ²	DP350T05-7 ¹	FMMTA92TA ¹	MMDT3904VC-7 ¹
DMN2400UV-13 ²	DMN5L06VK-7-G ²	DMP58D0SV-7 ¹	DPLS160-7 ¹	FZT493ATA ¹	MMDTA06-7 ¹
DMN2400UV-7 ²	DMN601VK-7 ²	DMP6023LE-13	DPLS315E-13	FZT7053TA ¹	MMDTA42-7-F ¹
DMN2450UFB4-7B ¹	DMN6040SE-13	DMP6185SE-13	DPLS320A-7	FZT717TA ¹	MMST6427-7-F ¹
DMN2450UFB4-7R ¹	DMN6068SE-13	DMPH4013SPS-13	DRDC3105E6-7 ¹	GDZ10LP3-7 ⁵	MMSTA42-7-F ¹
DMN24H3D5L-13	DMN6069SE-13	DMPH4015SSS-13	DRDC3105F-7 ¹	GDZ11LP3-7 ⁵	MMSTA92-7-F ¹
DMN24H3D5L-7	DMN61D8L-7 ¹	DMS2120LFWB-7 ¹	DRTR5V0U1SO-7 ¹	GDZ12LP3-7 ⁵	SBR0240LPW-7B ¹
DMN3012LEG-13	DMN61D8LVT-13 ¹	DMT10H009LCG-13	DRTR5V0U2SR-7 ¹	GDZ13LP3-7 ⁵	SBR20U50SLP-13
DMN3012LEG-7	DMN61D8LVT-7 ¹	DMT10H009LFG-13	DRTR5V0U4LP16-7	GDZ15LP3-7 ⁵	SBRT20M80SLP-13
DMN3013LDG-13	DMN62D1LFB-7B ¹	DMT10H009LFG-7	DRTR5V0U4S-7 ¹	GDZ16LP3-7 ⁵	SBRT20U100SLP-13
DMN3013LFG-7	DMN63D1LV-7 ²	DMT10H015LFG-13	DRTR5V0U4SL-7 ¹	GDZ18LP3-7 ⁵	SBRT20U50SLP-13
DMN3022LFG-13	DMN63D8LV-7 ²	DMT10H015LFG-7	DSS20201L-7	GDZ20LP3-7 ⁵	SBRT25M50SLP-13
DMN3023L-13	DMNH15H110SPS-13	DMT3003LFG-13	DSS30101L-7 ¹	GDZ22LP3-7 ⁵	SBRT25U50SLP-13
DMN3023L-7	DMP1046UVT-7	DMT3003LFG-7	DSS4160DS-7 ¹	GDZ24LP3-7 ⁵	SBRT25U60SLP-13
DMN3024LSD-13	DMP1055USW-7	DMT3006LFG-7 ³	DSS4160FDB-7R ¹	GDZ2V7LP3-7 ⁵	SBRT25U80SLP-13
DMN3024LSS-13	DMP1055UVT-7	DMT3009LDT-7A	DSS4160T-7 ¹	GDZ3V0LP3-7 ⁵	SBRT3M30LP-7
DMN3035LWN-7	DMP2004VK-7 ²	DMT32M5LFG-13	DSS4240T-7 ¹	GDZ3V3LP3-7 ⁵	SBRT4U10LP-7
DMN3069L-7	DMP2005UFG-13	DMT32M5LFG-7	DSS4320T-7	GDZ3V6LP3-7 ⁵	SBRT4U15LP-7 ¹
DMN3071LFR4-7R ¹	DMP2005UFG-7	DMT43M8LFG-13	DSS45160FDB-7 ¹	GDZ3V9LP3-7 ⁵	SBRT4U30LP-7 ¹
DMN30H14DLY-13	DMP2016UFDF-7 ⁴	DMT43M8LFG-7	DSS5160T-7 ¹	GDZ4V1LP3-7 ⁵	SBRT4U45LP-7 ¹
DMN30H4D0L-13	DMP2090UFDB-7 ⁴	DMT6005LFG-13	DSS5220T-13 ¹	GDZ4V3LP3-7 ⁵	SBRT4U60LP-7
DMN30H4D0L-7	DMP2165UFDB-7	DMT6005LFG-7	DSS5220T-7 ¹	GDZ4V7LP3-7 ⁵	SBRT6U10LP-7 ¹
DMN30H4D1S-7	DMP21D6UFB4-7B ¹	DMT6007LFG-13	DSS5320T-7 ¹	GDZ5V1LP3-7 ⁵	SBRT6U20LP-7 ¹
DMN3270UVT-13	DMP2200UDW-13 ¹	DMT6007LFG-7	DTM3A25P20NFDB-7 ¹	GDZ5V6LP3-7 ⁵	SBRT6U45LP-7 ¹
DMN32D0LFB4-7B ¹	DMP2200UDW-7 ¹	DMT67M8LCG-7	DXTN58100CFDB-7	GDZ6V0LP3-7 ⁵	SD03C-7
DMN32D2LV-7 ²	DMP26M1UPS-13 ³	DMTH10H4M6SPS-13	DXTN5820DFDB-7	GDZ6V2LP3-7 ⁵	SD05C-7
DMN32D4SDW-7 ¹	DMP2900UV-7	DMTH15H017SPS-13	DXTN5840CFDB-7	GDZ6V8LP3-7 ⁵	SD24-7
DMN33D9LV-7 ²	DMP3004SSS-13	DMTH4008LDFW-7	DXTN5860DFDB-7	GDZ7V5LP3-7 ⁵	SD24C-7
DMN33D9LV-7A ²	DMP3007SFG-13	DMTH43M8LFG-13	DXTP3C60PS-13 ¹	GDZ8V2BLP3-7 ²⁵	SDM03U40-7 ²
DMN3731U-7 ¹	DMP3007SFG-7	DMTH43M8LFG-7	DXTP58100CFDB-7	GDZ8V2LP3-7 ⁵	SDM05U20S3-7
DMN3731UFB4-7B ¹	DMP3030SN-7	DMTH6005LFG-13	DXTP5820CFDB-7	GDZ9V1LP3-7 ⁵	SDM10U45-7 ²
DMN4027SSD-13	DMP4011SPS-13	DMTH6005LFG-7	DXTP5840CFDB-7	GZ23C5V6-7 ¹	SDM1100LP-7 ¹
DMN4034SSD-13	DMP4013SPS-13	DMTH8004LPS-13	DXTP5860CFDB-7	MMBT123S-7-F ¹	SDM20U30-7 ²
DMN4034SSS-13	DMP4050SSD-13	DMTH84M1SPS-13	DZT3150-13	MMBT4403-13-F ¹	SDM20U40-13 ²
DMN5010VAK-7 ²	DMP4050SSS-13	DNLS160-7 ¹	DZT5401-13 ¹	MMBT5401-13-F ¹	SDM20U40-7 ²

Table 1 Cont. - Affected Part List to add CAT as A/T site using PdCu, Cu or Au bond wire

T5V0LCS5-7 ¹	ZXGD3002E6TA ¹	ZXMN10B08E6TA	ZXMN6A11DN8TA	ZXMP6A18DN8TA	ZXTN5551FLTA ¹
UDZ5V1B-7 ²	ZXGD3004E6TA ¹	ZXMN2088DE6TA	ZXMN6A11GTA ¹	ZXMP6A18DN8TC	ZXTN649FTA ¹
UDZ5V6B-7-F ²	ZXGD3009DYTA ¹	ZXMN2A01E6TA	ZXMN6A11ZTA	ZXP4000DH-7 ¹	ZXTP01500BGTC ¹
ZHCS350TA ²	ZXGD3009E6TA ¹	ZXMN2A01FTA ¹	ZXMN6A25DN8TA	ZXTC2045E6TA ¹	ZXTP03200BGTA
ZLLS350TA ²	ZXMC10A816N8TC	ZXMN2A02N8TA	ZXMN6A25N8TA	ZXTC2062E6TA ¹	ZXTP19020DGTA
ZUMT491TA ¹	ZXMC3A16DN8TA	ZXMN2A03E6TA	ZXMP10A13FTA ¹	ZXTC2063E6TA ¹	ZXTP19060CGTA
ZUMT591TA ¹	ZXMC3A16DN8TC	ZXMN2A04DN8TA	ZXMP10A13FTC ¹	ZXTD09N50DE6TA ¹	ZXTP19100CGTA
ZUMT617TA ¹	ZXMC3A17DN8TA	ZXMN2AMCTA ¹	ZXMP10A17E6TA ¹	ZXTD2090E6TA ¹	ZXTP2014GTC
ZUMT618TA ¹	ZXMC3AMCTA ¹	ZXMN2B01FTA ¹	ZXMP3A13FTA ¹	ZXTD6717E6TA ¹	ZXTP2039FTA ¹
ZUMT718TA ¹	ZXMC3F31DN8TA	ZXMN2B03E6TA	ZXMP3A13FTC ¹	ZXTN19020DGTA	ZXTP25012EFHTA
ZUMT720TA ¹	ZXMC4559DN8TA	ZXMN3A01E6TA	ZXMP3A16DN8TA	ZXTN19060CGTA	ZXTP25015DFHTA
ZVN3310FTA ¹	ZXMC4559DN8TC	ZXMN3A01FTA ¹	ZXMP3A16N8TA	ZXTN19100CGTA	ZXTP25020BFHTA
ZVN3320FTA ¹	ZXMC4A16DN8TA	ZXMN3A01ZTA ¹	ZXMP3A17DN8TA	ZXTN25012EFHTA	ZXTP25020CFHTA
ZVN4106FTA ¹	ZXMC6A09DN8TA	ZXMN3A03E6TA	ZXMP4A16GTA ¹	ZXTN25015DFHTA	ZXTP25020DFHTA
ZVN4525E6TA ¹	ZXMHC10A07N8TC	ZXMN3A04DN8TA	ZXMP4A57E6TA	ZXTN25020BFHTA	ZXTP25020DFLTA
ZVN4525GTA ¹	ZXMHC3A01N8TC	ZXMN3A06DN8TA	ZXMP6A13FTA ¹	ZXTN25020CFHTA	ZXTP25020DGTA
ZVN4525ZTA ²	ZXMHC3F381N8TC	ZXMN3AMCTA ¹	ZXMP6A16DN8TA	ZXTN25020DFHTA	ZXTP25040DFHTA
ZVP1320FTA ¹	ZXMHC6A07N8TC	ZXMN3B04N8TA	ZXMP6A17DN8TA	ZXTN25020DGTA	ZXTP25040DFLTA
ZVP3306FTA ¹	ZXMN10A07FTA ¹	ZXMN3G32DN8TA	ZXMP6A17DN8TC	ZXTN25040DFHTA	ZXTP25140BFHTA
ZVP3310FTA ¹	ZXMN10A07ZTA ¹	ZXMN4A06GTA	ZXMP6A17E6TA	ZXTN25060BFHTA	ZXTP5401FLTA ¹
ZVP4424GTA ¹	ZXMN10A08DN8TA ¹	ZXMN6A07ZTA ¹	ZXMP6A17GTA	ZXTN25100BFHTA	ZXTP5401GTA ¹
ZVP4525E6TA ¹	ZXMN10A08E6TA	ZXMN6A08E6TA	ZXMP6A17GTC	ZXTN25100DGTA	ZXTP749FTA ¹
ZXGD3001E6TA ¹	ZXMN10A11GTA ¹	ZXMN6A09DN8TA	ZXMP6A17N8TC	-	-

Note 1: Change bond wire from Cu to PdCu

Note 2: Change bond wire from Au to PdCu

Note 3: Change bond wire from Cu to Au

Note 4: Change bond wire from PdCu to Cu

Note 5: Change lead frame type, lead frame plating composition as well as lead frame pad visual change shown in Table 5

Table 2 - Affected Part List to add CAT as additional wafer back grinding and back metal process facility

BSS138K-13	DMC3026LSD-13	DMC6022SSD-13	DMG2302UK-13	DMG3406L-7	DMG9926UDM-7
BSS138K-7	DMC4015SSD-13	DMG2301L-13	DMG2302UK-7	DMG3407SSN-7	DMHC10H170SFJ-13
DMC1015UPD-13	DMC4029SK4-13	DMG2301L-7	DMG3404L-13	DMG3418L-7	DMHT6016LFJ-13
DMC1016UPD-13	DMC4029SSD-13	DMG2301LK-13	DMG3404L-7	DMG7430LFG-13	DMN1004UFD-13
DMC1018UPD-13	DMC4047LSD-13	DMG2301LK-7	DMG3406L-13	DMG7430LFG-7	DMN1004UFD-7

Table 2 Cont - Affected Part List to add CAT as additional wafer back grinding and back metal process facility

DMN1008UFDF-13	DMN2046U-7	DMN33D8L-13	DMP1012UFDF-7	DMP3028LK3-13	DMT10H015LCG-7
DMN1008UFDF-7	DMN2058U-13	DMN33D8L-7	DMP10H400SE-13	DMP3036SFG-13	DMT2004UFDF-7
DMN10H099SFG-13	DMN2058U-7	DMN33D8LDW-13	DMP10H4D2S-13	DMP3036SFG-7	DMT2004UFG-7
DMN10H099SFG-7	DMN3008SFG-13	DMN33D8LDW-7	DMP10H4D2S-7	DMP3050LSS-13	DMT3004LFG-13
DMN10H100SK3-13	DMN3008SFG-7	DMN33D8LT-13	DMP2006UFG-13	DMP3056L-13	DMT3004LFG-7
DMN10H120SE-13	DMN3009SFG-13	DMN33D8LT-7	DMP2006UFG-7	DMP3056LVT-7	DMT3006LDK-7
DMN10H120SFG-13	DMN3009SFG-7	DMN4008LFG-13	DMP2007UFG-13	DMP3068L-13	DMT3006LPB-13
DMN10H120SFG-7	DMN3010LFG-7	DMN4008LFG-7	DMP2007UFG-7	DMP3068L-7	DMT3008LFDF-7
DMN10H170SFDE-7	DMN3016LDN-13	DMN4010LFG-13	DMP2008UFG-13	DMP3085LSS-13	DMT3011LDT-7
DMN10H170SFG-13	DMN3016LDN-7	DMN4010LFG-7	DMP2008UFG-7	DMP3099L-13	DMT4008LFDF-7
DMN10H170SFG-7	DMN3016LFDE-13	DMN4020LFDE-13	DMP2010UFG-13	DMP3125L-13	DMT4011LFG-13
DMN10H170SK3-13	DMN3016LFDE-7	DMN4020LFDE-7	DMP2010UFG-7	DMP3125L-7	DMT4011LFG-7
DMN10H170SVT-7	DMN3016LFDF-13	DMN4026SK3-13	DMP2021UFDE-13	DMP4013LFG-13	DMT5015LFDF-13
DMN10H220L-13	DMN3016LFDF-7	DMN4026SSD-13	DMP2021UFDE-7	DMP4013LFG-7	DMT5015LFDF-7
DMN10H220LE-13	DMN3016LK3-13	DMN53D0LDW-13	DMP2021UFDF-7	DMP4047SK3-13	DMT6008LFG-13
DMN10H220LK3-13	DMN3016LPS-13	DMN53D0LT-7	DMP2021UTS-13	DMP4047SSD-13	DMT6008LFG-7
DMN10H220LVT-7	DMN3020UFDF-13	DMN53D0U-7	DMP2023UFDF-13	DMP4065S-13	DMT6009LCT
DMN10H700S-13	DMN3020UFDF-7	DMN6013LFG-13	DMP2023UFDF-7	DMP4065S-7	DMT6009LFG-13
DMN10H700S-7	DMN3020UTS-13	DMN6013LFG-7	DMP2035U-13	DMP6023LFG-13	DMT6009LFG-7
DMN2004TK-7	DMN3021LFDF-7	DMN6040SK3-13	DMP2035UVT-13	DMP6023LFG-7	DMT6010LFG-13
DMN2004WK-7	DMN3025LFDF-7	DMN6040SSS-13	DMP2035UVT-7	DMP6050SFG-13	DMT6010LFG-7
DMN2005UFG-13	DMN3025LFG-13	DMN6066SSD-13	DMP2040UFDF-7	DMP6050SFG-7	DMT6015LPS-13
DMN2005UFG-7	DMN3025LFG-7	DMN6066SSS-13	DMP2065UFDB-13	DMP6110SFDF-13	DMT6016LFDF-13
DMN2008LFU-7	DMN3025LSS-13	DMN6069SFG-13	DMP2065UFDB-7	DMP6110SFDF-7	DMT6016LFDF-7
DMN2011UFDE-7	DMN3026LVT-7	DMN6069SFG-7	DMP2120U-7	DMP6110SVT-13	DMT6016LPS-13
DMN2011UFDF-13	DMN3030LSS-13	DMN7022LFG-13	DMP2123L-7	DMP6110SVT-7	DMT6018LDR-13
DMN2011UFDF-7	DMN3032LE-13	DMN7022LFG-7	DMP2170U-7	DMP6185SK3-13	DMT6018LDR-7
DMN2011UFX-7	DMN3033LSN-7	DMNH6021SPDW-13	DMP26M7UFG-7	DMP6250SE-13	DMT8012LFG-7
DMN2011UTS-13	DMN3042LFDF-7	DMNH6042SPD-13	DMP3026SFDE-13	DMP6250SFDF-13	DMTH4007SPD-13
DMN2015UFDE-7	DMN3065LW-13	DMNH6042SSD-13	DMP3026SFDE-7	DMP6350S-13	DMTH4011SPD-13
DMN2015UFDF-7	DMN3065LW-7	DMP1005UFDF-13	DMP3026SFDF-13	DMP6350S-7	DMTH4014LPD-13
DMN2025UFDB-13	DMN3110S-7	DMP1005UFDF-7	DMP3026SFDF-7	DMPH6050SPD-13	DMTH6010LPD-13
DMN2025UFDB-7	DMN3135LVT-7	DMP1009UFDF-13	DMP3028LFDE-13	DMS2085LSD-13	DMTH6016LPD-13
DMN2046U-13	DMN3300U-7	DMP1009UFDF-7	DMP3028LFDE-7	DMT10H015LCG-13	ZXMN2F30FHTA

Table 3 - Affected Part List to add CAT as A/T site using PdCu bond wire, and add CAT as additional wafer back grinding and back metal process facility

DMHC3025LSD-13	DMN5040LSS-13	DMNH4026SSD-13	DMP6110SSD-13	DMT6010LSS-13	DMTH3004LFG-7
DMHC4035LSD-13	DMN53D0LV-7 ²	DMNH6022SSD-13	DMPH6050SSD-13	DMT6015LSS-13	DMTH6016LFDFW-13
DMHC6070LSD-13	DMN6022SSD-13	DMP2022LSS-13	DMT10H014LSS-13	DMT6017LSS-13	DMTH6016LFDFW-7
DMN33D8LV-13 ²	DMN6070SY-13	DMP3037LSS-13	DMT10H015LSS-13	DMT8012LSS-13	DMTH6016LSD-13
DMN33D8LV-7 ²	DMNH4015SSD-13	DMP6023LSS-13	DMT6005LSS-13	DMTH3004LFG-13	

Note 2: Change bond wire from Au to PdCu

Table 4 - Affected Part List to add Shandong DIYI Electronic Science and Technology Co., LTD (DIYI) as A/T site

SBR1045SD1-T	SBR10U45SD1-T	SBR12A45SD1-T			
--------------	---------------	---------------	--	--	--

Table 5 – Visual Change for DFN0603 Package





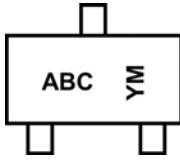
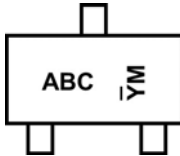
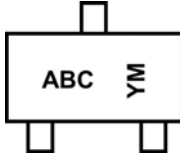
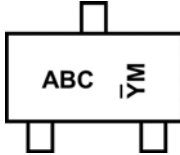
SAT (Diodes Internal AT Site Shanghai, China)		CAT (Diodes Internal AT Site Chengdu, China)	
		Same POD size and layout, Change from Sn plating to Au plating lead frame pad for CAT site	
Top and Bottom view		Top and Bottom view	
DFN0603H3-2		DFN0603H3-2	
 (Top)	 (Bottom Sn plating)	 (Top)	 (Bottom Au plating)

Table 6 – Part Marking Format Change for Affected Packages

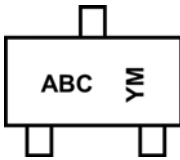
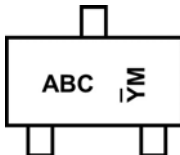
SOT-23

SAT (Diodes Internal AT site Shanghai, China)	CAT (Diodes Internal AT Site Chengdu, China)
	Add "-" on Y for CAT site
Marking format example	Marking format example
	

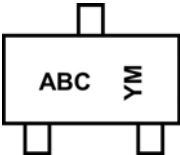
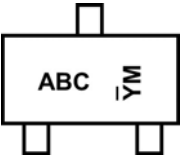
SOT-323

SAT (Diodes Internal AT site Shanghai, China)	CAT (Diodes Internal AT Site Chengdu, China)
	Add "-" on Y for CAT site
Marking format example	Marking format example
	

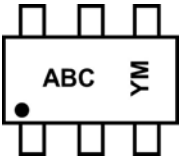
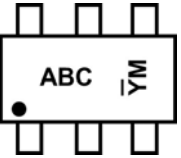
SOT-523

SAT (Diodes Internal AT site Shanghai, China)	CAT (Diodes Internal AT Site Chengdu, China)
	Add "-" on Y for CAT site
Marking format example	Marking format example
	

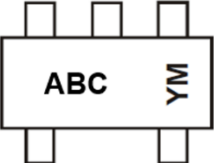
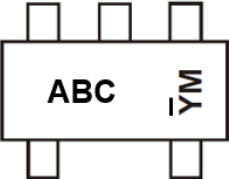
SSOT-23

SAT (Diodes Internal AT site Shanghai, China)	CAT (Diodes Internal AT Site Chengdu, China) Add “-” on Y for CAT site
Marking format example	Marking format example
	


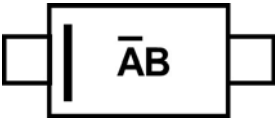
TSOT23-6

SAT (Diodes Internal AT site Shanghai, China)	CAT (Diodes Internal AT Site Chengdu, China) Add “-” on Y for CAT site
Marking format example	Marking format example
	

SOT-353

SAT (Diodes Internal AT site Shanghai, China)	CAT (Diodes Internal AT Site Chengdu, China) Add “-” on Y for CAT site
Marking format example	Marking format example
	

SOD-323

SAT (Diodes Internal AT site Shanghai, China)	CAT (Diodes Internal AT Site Chengdu, China) Add “-” on first character for CAT site
Marking format example	Marking format example
	

SOT-143

SAT (Diodes Internal AT site Shanghai, China)	CAT (Diodes Internal AT Site Chengdu, China) Add “-” on Y for CAT site
Marking format example	Marking format example

SOP-8L

SAT (Diodes Internal AT site Shanghai, China)	CAT (Diodes Internal AT Site Chengdu, China) Add “-” on YY for CAT site
Marking format example	Marking format example

SOT-223

SAT (Diodes Internal AT site Shanghai, China)	CAT (Diodes Internal AT Site Chengdu, China) Add “-” on Y for CAT site
Marking format example	Marking format example

SOT89-3L

SAT (Diodes Internal AT site Shanghai, China)	CAT (Diodes Internal AT Site Chengdu, China) Add “-” on Y for CAT site
Marking format example	Marking format example
<p>(Top View)</p>	<p>(Top View)</p>

PowerDI3333/PowerDI3030 / SWP-PowerDI3333-8L

SAT (Diodes Internal AT site Shanghai, China)	CAT (Diodes Internal AT Site Chengdu, China) Change from YW to YWX for CAT site
Marking format example	Marking format example

MSOP-10L

SAT (Diodes Internal AT site Shanghai, China)	CAT (Diodes Internal AT Site Chengdu, China) Add "-" on Y for CAT site
Marking format example	Marking format example
SAT (Diodes Internal AT site Shanghai, China)	CAT (Diodes Internal AT Site Chengdu, China) Add "-" on YY for CAT site
Marking format example	Marking format example

SC-59

SAT (Diodes Internal AT site Shanghai, China)	CAT (Diodes Internal AT Site Chengdu, China) Add "-" on Year D/C for CAT site
Marking format example	Marking format example
<p>N7=Product Type Marking Code YM=Date Code Marking Y= Year (ex: A=2013) M=Month (ex: 9=September)</p>	<p>N7=Product Type Marking Code YM&ȲM=Date Code Marking Ȳ= Year (ex: A=2013) M=Month (ex: 9=September)</p>

PowerDI5060-8L / SWP-PowerDI5060-8L Q / PowerDI5060-8L D

SAT (Diodes Internal AT site Shanghai, China)	CAT (Diodes Internal AT Site Chengdu, China) Add “-” on Y for CAT site
Marking format example	Marking format example
<p> D = Manufacturer's Marking ABCDEFG = Product Type Marking Code YYWW = Date Code Marking YY = Year (ex: 13 = 2013) WW = Week (01 - 53) </p>	<p> D = Manufacturer's Marking ABCDEFG = Product Type Marking Code $\overline{\text{YY}}\text{WW}$ = Date Code Marking $\overline{\text{YY}}$ = Year (ex: 13 = 2013) WW = Week (01 - 53) </p>

SOT-563

SAT (Diodes Internal AT site Shanghai, China)	CAT (Diodes Internal AT Site Chengdu, China) Add “-” on Y for CAT site
Marking format example	Marking format example
<p> ABC = Product Type Marking Code YM = Date Code Marking Y or $\overline{\text{Y}}$ = Year (Ex: G = 2019) M = Month (ex: 9 = September) </p>	<p> ABC = Product Type Marking Code YM = Date Code Marking Y or $\overline{\text{Y}}$ = Year (Ex: G = 2019) M = Month (ex: 9 = September) </p>

SOD-523

SAT (Diodes Internal AT site Shanghai, China)	CAT (Diodes Internal AT Site Chengdu, China) Add “-” on Y for CAT site
Marking format example	Marking format example
<p>K / Y = Product Type Marking Code</p>	<p>$\overline{\text{K}} / \overline{\text{Y}}$ = Product Type Marking Code</p>

SOT-26

SAT (Diodes Internal AT site Shanghai, China)	CAT (Diodes Internal AT Site Chengdu, China) Add “-” on Y for CAT site
Marking format example	Marking format example

SOT-363

SAT (Diodes Internal AT site Shanghai, China)		CAT (Diodes Internal AT Site Chengdu, China) Add “-” on Y for CAT site	
Marking format example		Marking format example	

DFN3020

SAT (Diodes Internal AT site Shanghai, China)		CAT (Diodes Internal AT Site Chengdu, China) Change from YM to YWX for CAT site	
1. Marking format example_DFN3020N / B / R / P-8		1. Marking format example_DFN3020N / B / R / P-8	
2. Marking format example_DFN3020B / P-8		2. Marking format example_DFN3020B / P-8	

DFN2510

SAT (Diodes Internal AT site Shanghai, China)		CAT (Diodes Internal AT Site Chengdu, China) Change from YM to YWX for CAT site	
Marking orientation (Planform, Perspective - top to bottom)		Marking orientation (Planform, Perspective - top to bottom)	
DFN2510-10 (Planform)		DFN2510-10 (Planform)	
	 (Perspective)		 (Perspective)

DFN3333

SAT (Diodes Internal AT site Shanghai, China)		CAT (Diodes Internal AT Site Chengdu, China) Change from YM to YWX for CAT site	
Marking orientation (Planform, Perspective - top to bottom)		Marking orientation (Planform, Perspective - Planform to bottom)	
1. DFN3333B-8		1. DFN3333B-8	
 (Planform)	 (Perspective)	 (Planform)	 (Perspective)

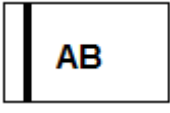
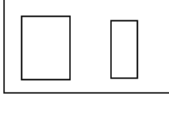

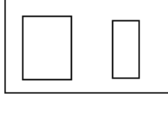
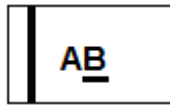
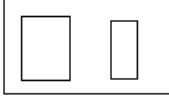
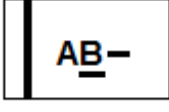
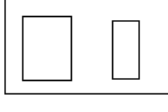

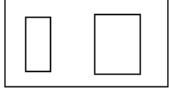
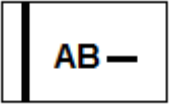
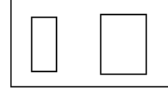
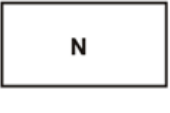
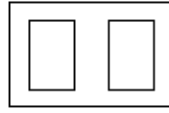
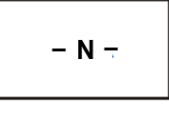
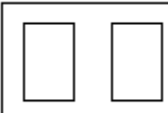




DFN2018

SAT (Diodes Internal AT site Shanghai, China)		CAT (Diodes Internal AT Site Chengdu, China) Change from YM to YWX for CAT site	
3. Marking format example_ DFN2018A-6		3. Marking format example_ DFN2018A-6	

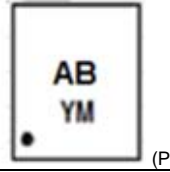
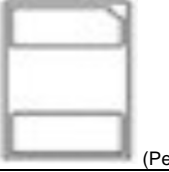

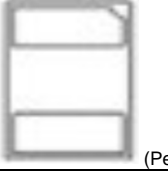
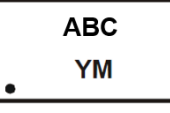
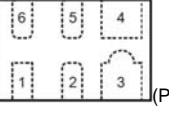
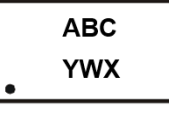
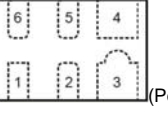
DFN1006

SAT (Diodes Internal AT site Shanghai, China)		CAT (Diodes Internal AT Site Chengdu, China) Add “-” on first character for CAT site	
Marking orientation (Planform, Perspective – top to bottom)		Marking orientation (Planform, Perspective – top to bottom)	
DFN1006-2, DFN1006H4-2, SWP-DFN1006-2		DFN1006-2, DFN1006H4-2, SWP-DFN1006-2	
1. DFN1006-2, DFN1006H4-2, -7,-7B suffix marking orientation		1. DFN1006-2, DFN1006H4-2, -7,-7B suffix marking orientation	
2. DFN1006-2,SWP-DFN1006-2, DFN1006H4-2, -7,-7B suffix marking orientation		2. DFN1006-2,SWP-DFN1006-2, DFN1006H4-2, -7,-7B suffix marking orientation	
3. DFN1006-2, DFN1006H4-2, -7,-7B suffix marking orientation		3. DFN1006-2, DFN1006H4-2, -7,-7B suffix marking orientation	
4. DFN1006-2, DFN1006H4-2, -7,-7B suffix marking orientation		4. DFN1006-2, DFN1006H4-2, -7,-7B suffix marking orientation	
5. DFN1006B-2,SWP-DFN1006-2, SWP-DFN1006H4C-2		5. DFN1006B-2,SWP-DFN1006-2, SWP-DFN1006H4C-2	
DFN1006-3		DFN1006-3	
1.DFN1006-3,DFN1006H4-3, -7B suffix marking orientation		1.DFN1006-3,DFN1006H4-3, -7B suffix marking orientation	
2.DFN1006-3,DFN1006H4-3, -7B suffix marking orientation		2.DFN1006-3,DFN1006H4-3, -7B suffix marking orientation	

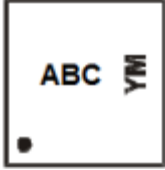
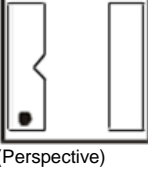
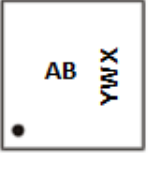
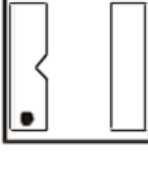
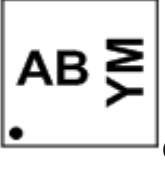
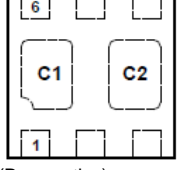
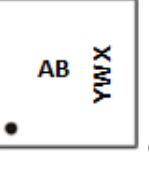
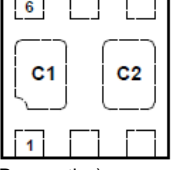

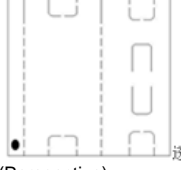
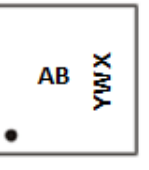
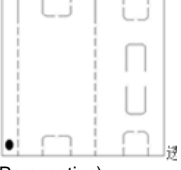
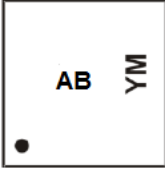
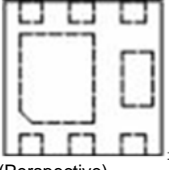
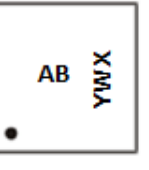
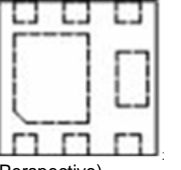
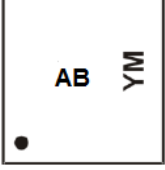
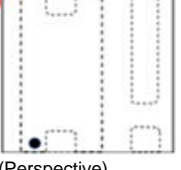
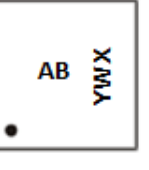

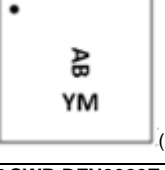
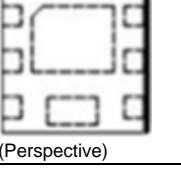
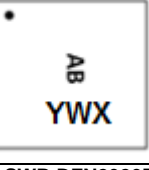
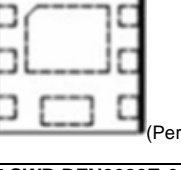
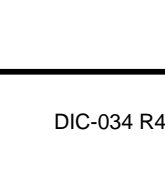
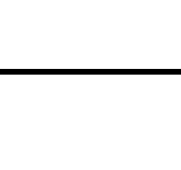


DFN0603

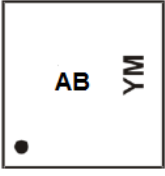
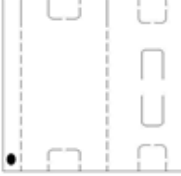

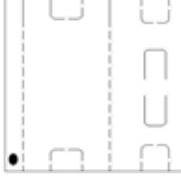
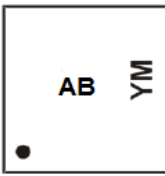
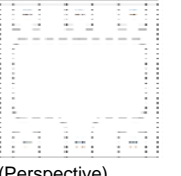
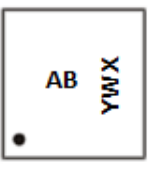

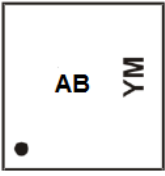



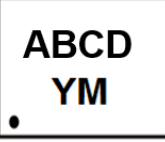
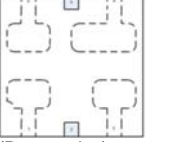

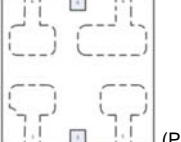

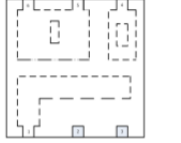

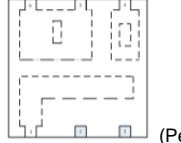
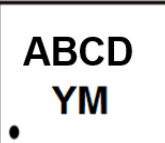

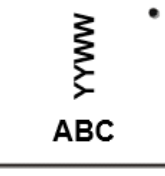
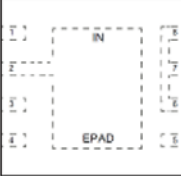
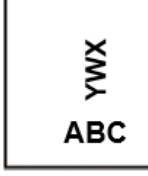
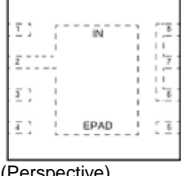
SAT (Diodes Internal AT site Shanghai, China)		CAT (Diodes Internal AT Site Chengdu, China) Add "-" at the right side of the last character for CAT site	
Marking orientation (Planform, Perspective - Planform to bottom)		Marking orientation (Planform, Perspective - Planform to bottom)	
DFN0603		DFN0603	
1. Cathode marked on the larger pad side		1. Cathode marked on the larger pad side	
 (Planform)	 (Perspective)	 (Planform)	 (Perspective)
2. Cathode marked on the larger pad side		2. Cathode marked on the larger pad side	
 (Planform)	 (Perspective)	 (Planform)	 (Perspective)
3. Cathode marked on the smaller pad side		3. Cathode marked on the smaller pad side	
 (Planform)	 (Perspective)	 (Planform)	 (Perspective)
4. Marking has no polarity and orientation request		4. Marking has no polarity and orientation request	
 (Planform)	 (Perspective)	 (Planform)	 (Perspective)
5. Marking has no polarity request but has orientation request		5. Marking has no polarity request but has orientation request	
 (Planform)	 (Perspective)	 (Planform)	 (Perspective)

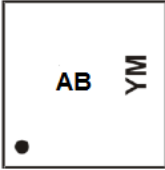
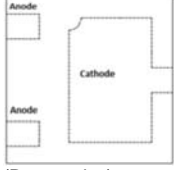
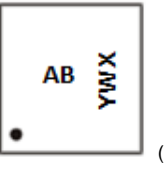
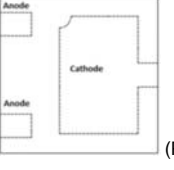

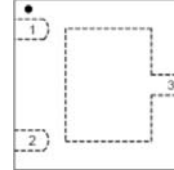
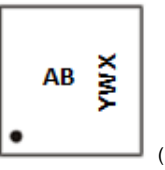
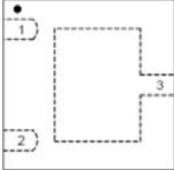
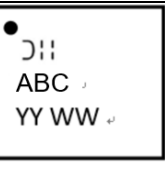
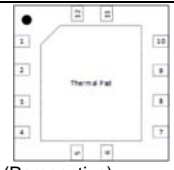

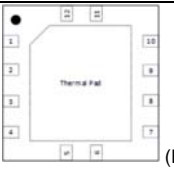
DFN1610

SAT (Diodes Internal AT site Shanghai, China)		CAT (Diodes Internal AT Site Chengdu, China) Change from YM to YWX for CAT site	
Marking orientation (Planform, Perspective - Planform to bottom)		Marking orientation (Planform, Perspective - Planform to bottom)	
1.DFN1610B-2		1.DFN1610B-2	
 (Planform)	 (Perspective)	 (Planform)	 (Perspective)
1.DFN1610-6		1.DFN1610-6	
 (Planform)	 (Perspective)	 (Planform)	 (Perspective)




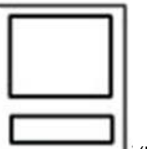
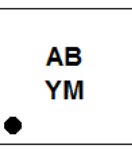
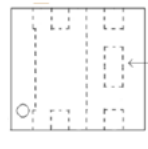
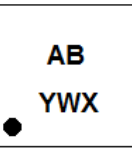
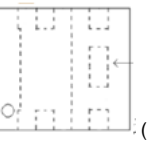
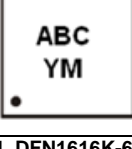
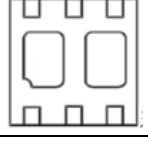
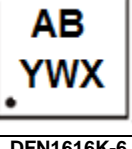
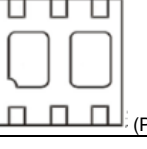
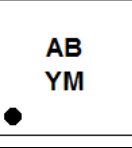
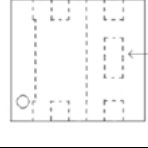
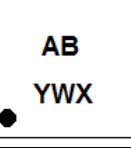
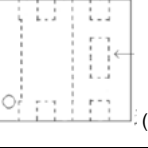
DFN2020

SAT (Diodes Internal AT site Shanghai, China)		CAT (Diodes Internal AT Site Chengdu, China) Change from YM to YWX for CAT site	
Marking orientation (Planform, Perspective - Planform to bottom)		Marking orientation (Planform, Perspective - Planform to bottom)	
1. DFN2020-2 / DFN2020B-2		1. DFN2020-2 / DFN2020B-2	
 (Planform)	 (Perspective)	 (Planform)	 (Perspective)
2. DFN2020B-6		2. DFN2020B-6	
 (Planform)	 (Perspective)	 (Planform)	 (Perspective)
3. DFN2020E-6		3. DFN2020E-6	
 (Planform)	 (Perspective)	 (Planform)	 (Perspective)
4. DFN2020F-6 / SWP-DFN2020F-6		4. DFN2020F-6 / SWP-DFN2020F-6	
 (Planform)	 (Perspective)	 (Planform)	 (Perspective)
5. DFN2020H4-6		5. DFN2020H4-6	
 (Planform)	 (Perspective)	 (Planform)	 (Perspective)
6. DFN2020W-6		6. DFN2020W-6	
 (Planform)	 (Perspective)	 (Planform)	 (Perspective)
7. SWP-DFN2020E-6		7. SWP-DFN2020E-6	
 (Planform)	 (Perspective)	 (Planform)	 (Perspective)

 <p>(Planform)</p>	 <p>(Perspective)</p>	 <p>(Planform)</p>	 <p>(Perspective)</p>
8.DFN2020-6		8. DFN2020-6	
 <p>(Planform)</p>	 <p>(Perspective)</p>	 <p>(Planform)</p>	 <p>(Perspective)</p>
9.DFN2020C-6		9. DFN2020C-6	
 <p>(Planform)</p>	 <p>(Perspective)</p>	 <p>(Planform)</p>	 <p>(Perspective)</p>
10. DFN2020P-6		10. DFN2020P-6	
 <p>(Planform)</p>	 <p>(Perspective)</p>	 <p>(Planform)</p>	 <p>(Perspective)</p>
11. DFN2020R-6		11. DFN2020R-6	
 <p>(Planform)</p>	 <p>(Perspective)</p>	 <p>(Planform)</p>	 <p>(Perspective)</p>
12. DFN2020D-8		12. DFN2020D-8	
 <p>(Planform)</p>	N/A (Perspective)	 <p>(Planform)</p>	N/A (Perspective)
13. DFN2020K-8		13. DFN2020K-8	
 <p>(Planform)</p>	 <p>(Perspective)</p>	 <p>(Planform)</p>	 <p>(Perspective)</p>
14. DFN2020C-3		14. DFN2020C-3	

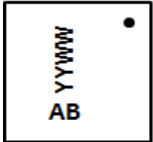

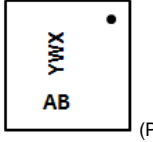

 (Planform)	 (Perspective)	 (Planform)	 (Perspective)
15. DFN2020B-3		15. DFN2020B-3	
 (Planform)	 (Perspective)	 (Planform)	 (Perspective)
16. QFN2020B-12		16. QFN2020B-12	
 (Planform)	 (Perspective)	 (Planform)	 (Perspective)

DFN1616

SAT (Diodes Internal AT site Shanghai, China)		CAT (Diodes Internal AT Site Chengdu, China) Change from YM to YWX for CAT site	
Marking orientation (Planform, Perspective - Planform to bottom)		Marking orientation (Planform, Perspective - Planform to bottom)	
1. DFN1616-2			
 (Planform)	 (Perspective)	 (Planform)	 (Perspective)
2. DFN1616E-6			
 (Planform)	 (Perspective)	 (Planform)	 (Perspective)
3. DFN1616F-6			
 (Planform)	 (Perspective)	 (Planform)	 (Perspective)
4. DFN1616K-6			
 (Planform)	 (Perspective)	 (Planform)	 (Perspective)

DFN3030

SAT (Diodes Internal AT site Shanghai, China)		CAT (Diodes Internal AT Site Chengdu, China) Change from YM to YWX for CAT site	
Marking orientation (Planform, Perspective - Planform to bottom)		Marking orientation (Planform, Perspective - Planform to bottom)	
1. DFN3030-8		1. DFN3030-8	
(Planform)	(Perspective)	(Planform)	(Perspective)
2. DFN3030H-8 / DFN3030M-8		2. DFN3030H-8 / DFN3030M-8	
(Planform)	(Perspective)	(Planform)	(Perspective)
3. DFN3030J-8		3. DFN3030J-8	
(Planform)	(Perspective)	(Planform)	(Perspective)
4. DFN3030K-8		4. DFN3030K-8	
(Planform)	(Perspective)	(Planform)	(Perspective)
5. DFN3030Q-8		5. DFN3030Q-8	
(Planform)	(Perspective)	(Planform)	(Perspective)
6. DFN3030N-8		6. DFN3030N-8	
(Planform)	N/A (Perspective)	(Planform)	N/A (Perspective)
7. DFN3030R-8		7. DFN3030R-8	
(Planform)	(Perspective)	(Planform)	(Perspective)
8. DFN3030B-6		8. DFN3030B-6	
(Planform)	(Perspective)	(Planform)	(Perspective)
9. DFN3030B-12		9. DFN3030B-12	
(Planform)	(Perspective)	(Planform)	(Perspective)

 (Planform)	 (Perspective)	 (Planform)	 (Perspective)
---	--	--	--

DFN1010

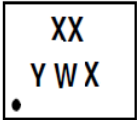

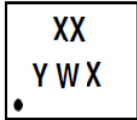
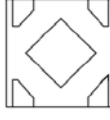




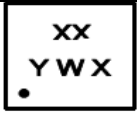

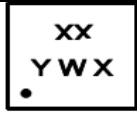

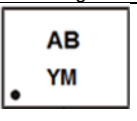
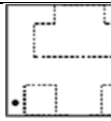
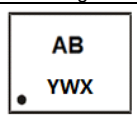
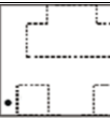
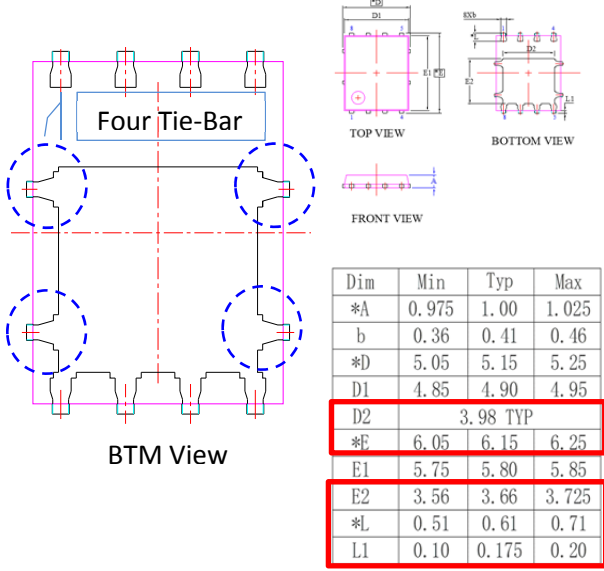
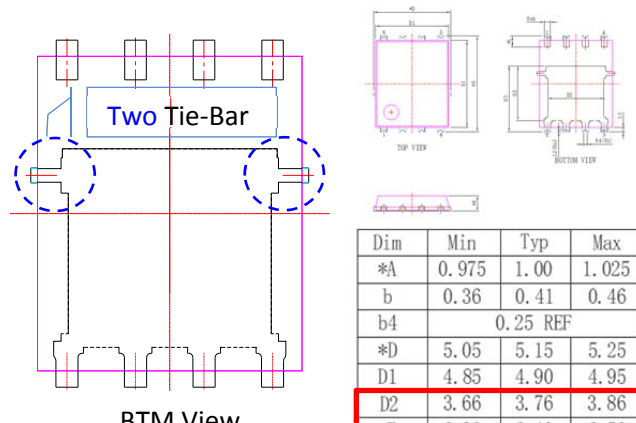
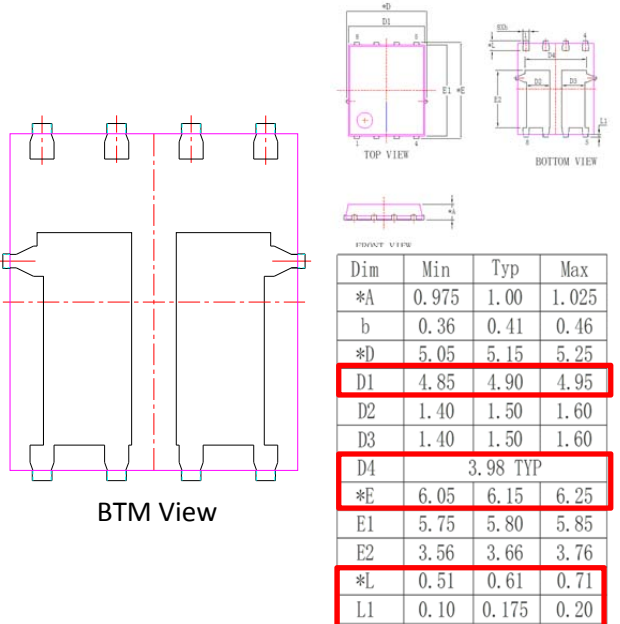
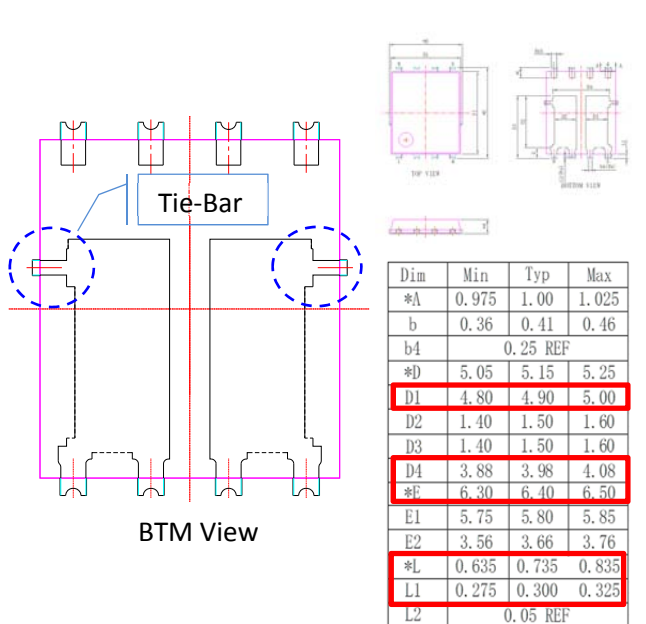
SAT (Diodes Internal AT site Shanghai, China)		CAT (Diodes Internal AT Site Chengdu, China)	
Marking orientation photo(plan form, perspective - from Planform to bottom)		Marking orientation photo(plan form, perspective - from Planform to bottom)	
DFN1010H4-4		DFN1010H4-4	
1. Marking has date code		1. Marking has date code	
 (Planform)	 (Perspective)	 (Planform)	 (Perspective)
DFN1010H4-6		DFN1010H4-6 DFN1010H4-6	
1. Marking has date code		1. Marking has date code	
 (Planform)	 (Perspective)	 (Planform)	 (Perspective)
DFN1010H4B-4		DFN1010H4B-4	
1. Marking has date code		1. Marking has date code	
 (Planform)	 (Perspective)	 (Planform)	 (Perspective)
DFN1010H4-3		DFN1010H4-3	
1. Marking has date code		1. Marking has date code	
 (Planform)	 (Perspective)	 (Planform)	 (Perspective)

Table 7 – Package Outline Dimensions (POD) Change for PowerDI5060-8L

SAT	CAT																																																																																																																
PowerDI5060-8L Type (Without wettable flank)	SWP-PoweDI5060-8L Q Type (With wettable flank)																																																																																																																
Base line: SAT exist POD design	Change from four tie-bars to two tie-bars																																																																																																																
 <p align="center">Four Tie-Bar</p> <p align="center">TOP VIEW BOTTOM VIEW</p> <p align="center">FRONT VIEW</p> <table border="1"> <thead> <tr> <th>Dim</th> <th>Min</th> <th>Typ</th> <th>Max</th> </tr> </thead> <tbody> <tr> <td>*A</td> <td>0.975</td> <td>1.00</td> <td>1.025</td> </tr> <tr> <td>b</td> <td>0.36</td> <td>0.41</td> <td>0.46</td> </tr> <tr> <td>*D</td> <td>5.05</td> <td>5.15</td> <td>5.25</td> </tr> <tr> <td>D1</td> <td>4.85</td> <td>4.90</td> <td>4.95</td> </tr> <tr> <td>D2</td> <td></td> <td>3.98 TYP</td> <td></td> </tr> <tr> <td>*F</td> <td>6.05</td> <td>6.15</td> <td>6.25</td> </tr> <tr> <td>E1</td> <td>5.75</td> <td>5.80</td> <td>5.85</td> </tr> <tr> <td>E2</td> <td>3.56</td> <td>3.66</td> <td>3.725</td> </tr> <tr> <td>*L</td> <td>0.51</td> <td>0.61</td> <td>0.71</td> </tr> <tr> <td>L1</td> <td>0.10</td> <td>0.175</td> <td>0.20</td> </tr> </tbody> </table> <p align="center">BTM View</p>	Dim	Min	Typ	Max	*A	0.975	1.00	1.025	b	0.36	0.41	0.46	*D	5.05	5.15	5.25	D1	4.85	4.90	4.95	D2		3.98 TYP		*F	6.05	6.15	6.25	E1	5.75	5.80	5.85	E2	3.56	3.66	3.725	*L	0.51	0.61	0.71	L1	0.10	0.175	0.20	 <p align="center">Two Tie-Bar</p> <p align="center">TOP VIEW BOTTOM VIEW</p> <table border="1"> <thead> <tr> <th>Dim</th> <th>Min</th> <th>Typ</th> <th>Max</th> </tr> </thead> <tbody> <tr> <td>*A</td> <td>0.975</td> <td>1.00</td> <td>1.025</td> </tr> <tr> <td>b</td> <td>0.36</td> <td>0.41</td> <td>0.46</td> </tr> <tr> <td>b4</td> <td></td> <td>0.25 REF</td> <td></td> </tr> <tr> <td>*D</td> <td>5.05</td> <td>5.15</td> <td>5.25</td> </tr> <tr> <td>D1</td> <td>4.85</td> <td>4.90</td> <td>4.95</td> </tr> <tr> <td>D2</td> <td>3.66</td> <td>3.76</td> <td>3.86</td> </tr> <tr> <td>*E</td> <td>6.30</td> <td>6.40</td> <td>6.50</td> </tr> <tr> <td>E1</td> <td>5.75</td> <td>5.80</td> <td>5.85</td> </tr> <tr> <td>E2</td> <td>3.56</td> <td>3.66</td> <td>3.76</td> </tr> <tr> <td>*L</td> <td>0.635</td> <td>0.735</td> <td>0.835</td> </tr> <tr> <td>L1</td> <td>0.275</td> <td>0.300</td> <td>0.325</td> </tr> <tr> <td>L2</td> <td></td> <td>0.05 REF</td> <td></td> </tr> </tbody> </table> <p align="center">BTM View</p>	Dim	Min	Typ	Max	*A	0.975	1.00	1.025	b	0.36	0.41	0.46	b4		0.25 REF		*D	5.05	5.15	5.25	D1	4.85	4.90	4.95	D2	3.66	3.76	3.86	*E	6.30	6.40	6.50	E1	5.75	5.80	5.85	E2	3.56	3.66	3.76	*L	0.635	0.735	0.835	L1	0.275	0.300	0.325	L2		0.05 REF																	
Dim	Min	Typ	Max																																																																																																														
*A	0.975	1.00	1.025																																																																																																														
b	0.36	0.41	0.46																																																																																																														
*D	5.05	5.15	5.25																																																																																																														
D1	4.85	4.90	4.95																																																																																																														
D2		3.98 TYP																																																																																																															
*F	6.05	6.15	6.25																																																																																																														
E1	5.75	5.80	5.85																																																																																																														
E2	3.56	3.66	3.725																																																																																																														
*L	0.51	0.61	0.71																																																																																																														
L1	0.10	0.175	0.20																																																																																																														
Dim	Min	Typ	Max																																																																																																														
*A	0.975	1.00	1.025																																																																																																														
b	0.36	0.41	0.46																																																																																																														
b4		0.25 REF																																																																																																															
*D	5.05	5.15	5.25																																																																																																														
D1	4.85	4.90	4.95																																																																																																														
D2	3.66	3.76	3.86																																																																																																														
*E	6.30	6.40	6.50																																																																																																														
E1	5.75	5.80	5.85																																																																																																														
E2	3.56	3.66	3.76																																																																																																														
*L	0.635	0.735	0.835																																																																																																														
L1	0.275	0.300	0.325																																																																																																														
L2		0.05 REF																																																																																																															
PowerDI5060-8L E Type (Without wettable flank)	SWP-PoweDI5060-8L R Type (With wettable flank)																																																																																																																
Base line: SAT exist POD design	Different tie-bar shape																																																																																																																
 <p align="center">TOP VIEW BOTTOM VIEW</p> <p align="center">FRONT VIEW</p> <table border="1"> <thead> <tr> <th>Dim</th> <th>Min</th> <th>Typ</th> <th>Max</th> </tr> </thead> <tbody> <tr> <td>*A</td> <td>0.975</td> <td>1.00</td> <td>1.025</td> </tr> <tr> <td>b</td> <td>0.36</td> <td>0.41</td> <td>0.46</td> </tr> <tr> <td>*D</td> <td>5.05</td> <td>5.15</td> <td>5.25</td> </tr> <tr> <td>D1</td> <td>4.85</td> <td>4.90</td> <td>4.95</td> </tr> <tr> <td>D2</td> <td>1.40</td> <td>1.50</td> <td>1.60</td> </tr> <tr> <td>D3</td> <td>1.40</td> <td>1.50</td> <td>1.60</td> </tr> <tr> <td>D4</td> <td></td> <td>3.98 TYP</td> <td></td> </tr> <tr> <td>*E</td> <td>6.05</td> <td>6.15</td> <td>6.25</td> </tr> <tr> <td>E1</td> <td>5.75</td> <td>5.80</td> <td>5.85</td> </tr> <tr> <td>E2</td> <td>3.56</td> <td>3.66</td> <td>3.76</td> </tr> <tr> <td>*L</td> <td>0.51</td> <td>0.61</td> <td>0.71</td> </tr> <tr> <td>L1</td> <td>0.10</td> <td>0.175</td> <td>0.20</td> </tr> </tbody> </table> <p align="center">BTM View</p>	Dim	Min	Typ	Max	*A	0.975	1.00	1.025	b	0.36	0.41	0.46	*D	5.05	5.15	5.25	D1	4.85	4.90	4.95	D2	1.40	1.50	1.60	D3	1.40	1.50	1.60	D4		3.98 TYP		*E	6.05	6.15	6.25	E1	5.75	5.80	5.85	E2	3.56	3.66	3.76	*L	0.51	0.61	0.71	L1	0.10	0.175	0.20	 <p align="center">Tie-Bar</p> <p align="center">TOP VIEW BOTTOM VIEW</p> <table border="1"> <thead> <tr> <th>Dim</th> <th>Min</th> <th>Typ</th> <th>Max</th> </tr> </thead> <tbody> <tr> <td>*A</td> <td>0.975</td> <td>1.00</td> <td>1.025</td> </tr> <tr> <td>b</td> <td>0.36</td> <td>0.41</td> <td>0.46</td> </tr> <tr> <td>b4</td> <td></td> <td>0.25 REF</td> <td></td> </tr> <tr> <td>*D</td> <td>5.05</td> <td>5.15</td> <td>5.25</td> </tr> <tr> <td>D1</td> <td>4.80</td> <td>4.90</td> <td>5.00</td> </tr> <tr> <td>D2</td> <td>1.40</td> <td>1.50</td> <td>1.60</td> </tr> <tr> <td>D3</td> <td>1.40</td> <td>1.50</td> <td>1.60</td> </tr> <tr> <td>D4</td> <td>3.88</td> <td>3.98</td> <td>4.08</td> </tr> <tr> <td>*E</td> <td>6.30</td> <td>6.40</td> <td>6.50</td> </tr> <tr> <td>E1</td> <td>5.75</td> <td>5.80</td> <td>5.85</td> </tr> <tr> <td>E2</td> <td>3.56</td> <td>3.66</td> <td>3.76</td> </tr> <tr> <td>*L</td> <td>0.635</td> <td>0.735</td> <td>0.835</td> </tr> <tr> <td>L1</td> <td>0.275</td> <td>0.300</td> <td>0.325</td> </tr> <tr> <td>L2</td> <td></td> <td>0.05 REF</td> <td></td> </tr> </tbody> </table> <p align="center">BTM View</p>	Dim	Min	Typ	Max	*A	0.975	1.00	1.025	b	0.36	0.41	0.46	b4		0.25 REF		*D	5.05	5.15	5.25	D1	4.80	4.90	5.00	D2	1.40	1.50	1.60	D3	1.40	1.50	1.60	D4	3.88	3.98	4.08	*E	6.30	6.40	6.50	E1	5.75	5.80	5.85	E2	3.56	3.66	3.76	*L	0.635	0.735	0.835	L1	0.275	0.300	0.325	L2		0.05 REF	
Dim	Min	Typ	Max																																																																																																														
*A	0.975	1.00	1.025																																																																																																														
b	0.36	0.41	0.46																																																																																																														
*D	5.05	5.15	5.25																																																																																																														
D1	4.85	4.90	4.95																																																																																																														
D2	1.40	1.50	1.60																																																																																																														
D3	1.40	1.50	1.60																																																																																																														
D4		3.98 TYP																																																																																																															
*E	6.05	6.15	6.25																																																																																																														
E1	5.75	5.80	5.85																																																																																																														
E2	3.56	3.66	3.76																																																																																																														
*L	0.51	0.61	0.71																																																																																																														
L1	0.10	0.175	0.20																																																																																																														
Dim	Min	Typ	Max																																																																																																														
*A	0.975	1.00	1.025																																																																																																														
b	0.36	0.41	0.46																																																																																																														
b4		0.25 REF																																																																																																															
*D	5.05	5.15	5.25																																																																																																														
D1	4.80	4.90	5.00																																																																																																														
D2	1.40	1.50	1.60																																																																																																														
D3	1.40	1.50	1.60																																																																																																														
D4	3.88	3.98	4.08																																																																																																														
*E	6.30	6.40	6.50																																																																																																														
E1	5.75	5.80	5.85																																																																																																														
E2	3.56	3.66	3.76																																																																																																														
*L	0.635	0.735	0.835																																																																																																														
L1	0.275	0.300	0.325																																																																																																														
L2		0.05 REF																																																																																																															