

BOSE

PROFESSIONAL



Online and classroom training programs

Course Catalog

Revision Date: July 2021

TABLE OF CONTENTS

| | |
|--|-----------|
| GLOBAL EDUCATION ONLINE CENTER | 6 |
| LEARNING STYLE 1: ONLINE CERTIFICATION..... | 7 |
| LEARNING STYLE 2: ON DEMAND | 8 |
| LEARNING STYLE 3: CURSOS EN ESPAÑOL..... | 9 |
| LEARNING STYLE 4: WEBINARS | 9 |
| SIGN IN PROCESS | 10 |
| ONLINE CERTIFICATION CURRICULUM | 14 |
| BOSE VIDEOBAR™ VB1 ECOSYSTEM AND HARDWARE ESSENTIALS..... | 14 |
| BOSE VIDEOBAR™ VB1 SOFTWARE ESSENTIALS: | 15 |
| BOSE WORK CONFIGURATION AND BOSE WORK MOBILE | 15 |
| BOSE VIDEOBAR™ VB1 SOFTWARE ESSENTIALS: | 16 |
| BOSE WORK MANAGEMENT | 16 |
| DESIGNMAX TECH ESSENTIALS | 17 |
| L1 PRO PORTABLE LINE ARRAY SYSTEMS: TECHNICAL CERTIFICATION..... | 18 |
| CONTROLSPACE ECOSYSTEM FOR CONFERENCE | 19 |
| CONTROLSPACE ECOSYSTEM FOR INSTALLED SOUND..... | 20 |
| CSP PLATFORM: ESSENTIALS..... | 21 |
| BOSE MSA12X AND BOSE ARRAY TOOL: COMBINED COURSES | 22 |
| MODELER: ADVANCED ACOUSTIC & LOUDSPEAKER | 23 |
| SIMULATION SOFTWARE..... | 23 |
| BOSE PROFESSIONAL BRAND STRATEGY FOR CHANNEL PARTNERS | 24 |
| ON DEMAND CURRICULUM | 25 |
| BOSE WORK | 25 |
| HEADPHONES 700 UC: ECOSYSTEM ESSENTIALS | 25 |
| HEADPHONES 700 UC: | 26 |
| PROMO VIDEOS AND INTRODUCTION WEBINAR..... | 26 |
| BOSE WORK CONFERENCING SOLUTIONS: APPLICATION GUIDE | 26 |
| BOSE VIDEOBAR™ VB1: ECOSYSTEM ESSENTIALS | 27 |
| BOSE VIDEOBAR™ VB1: HARDWARE ESSENTIALS..... | 27 |
| BOSE WORK CONFIGURATION: SOFTWARE ESSENTIALS..... | 27 |

BOSE WORK MOBILE: SOFTWARE ESSENTIALS..... 28

BOSE WORK MANAGEMENT: SOFTWARE ESSENTIALS..... 28

BOSE ES1 CEILING AUDIO SOLUTION 29

DISTRIBUTOR AND DEALER TRAINING..... 29

LOUDSPEAKERS 30

POINT-SOURCE LOUDSPEAKERS..... 30

BACKGROUND/FOREGROUND 30

DIGITALLY STEERABLE COLUMN ARRAY LOUDSPEAKER..... 31

DELTAQ™ LINE ARRAY SYSTEM 31

PORTABLE PA & MIXING SOLUTIONS..... 32

DIGITALLY STEERABLE COLUMN ARRAY LOUDSPEAKER..... 32

L1 PRO SERIES: TECHNICAL TRAINING 32

L1 PRO SERIES: DOWNLOADABLE APPLICATION AND 33

SELECTION GUIDES..... 33

S1 PRO: PORTABLE, POWERED LOUDSPEAKER SYSTEM..... 33

L1 COMPACT SYSTEM: PORTABLE, POWERED LINE ARRAY SYSTEM..... 33

TONEMATCH DIGITAL MIXERS..... 34

F1 MODEL 812 FLEXIBLE ARRAY 34

DIGITAL SIGNAL PROCESSORS..... 34

PROCESSOR AND USER CONTROLLER SELECTION GUIDES 34

CONTROLSPACE ESSENTIALS: ON DEMAND MICRO-TUTORIALS 35

CONTROLSPACE: CONFERENCING FEATURE EXPLAINED 36

CONTROLSPACE: ACOUSTIC ECHO CANCELLATION EXPLAINED 36

CSP COMMERCIAL SOUND PROCESSORS: 37

ON DEMAND MICRO-TUTORIALS 37

POWER AMPLIFIERS 37

POWERSPACE POWER AMPLIFIER SERIES 37

POWERSHARE POWER AMPLIFIER SERIES 38

DESIGN TOOLS 38

BIM 38

BOSE ARRAY TOOL: ON DEMAND..... 38

MODELER: ADVANCED ACOUSTIC & LOUDSPEAKER
SIMULATION SOFTWARE - ON DEMAND..... 39

| | |
|--|-----------|
| WEBINARS | 40 |
| RECORDED WEBINARS: AUDIO AND ACOUSTIC ESSENTIALS | 40 |
| RECORDED WEBINARS: BOSE WORK..... | 40 |
| RECORDED WEBINARS: BOSE LOUDSPEAKERS | 41 |
| RECORDED WEBINARS: BOSE PROFESSIONAL ELECTRONICS..... | 41 |
| CURSOS EN ESPAÑOL | 42 |
| GENERAL - AUDIO EN ESPAÑOL..... | 42 |
| BOSE WORK - AUDIO EN ESPAÑOL..... | 42 |
| PORTÁTIL - AUDIO EN ESPAÑOL..... | 42 |
| ALTAVOCES - AUDIO EN ESPAÑOL | 43 |
| AMPLIFICADORES DE POTENCIA - AUDIO EN ESPAÑOL..... | 43 |
| PROCESADORES Y CONTROLES- AUDIO EN ESPAÑOL | 44 |
| HERRAMIENTAS DE DISEÑO- AUDIO EN ESPAÑOL | 44 |
| SERIE L1 PRO: ENTRENAMIENTO TÉCNICO | 45 |
| AUDÍFONOS 700 UC : LO ESENCIAL DEL ECOSISTEMA..... | 45 |
| BOSE VIDEOBAR™ VB1: FUNDAMENTOS DEL ECOSISTEMA | 46 |
| BOSE VIDEOBAR™ VB1: FUNDAMENTOS DE HARDWARE | 46 |
| BOSE WORK CONFIGURATION: FUNDAMENTOS DE SOFTWARE | 46 |
| BOSE WORK MOBILE: FUNDAMENTOS DE SOFTWARE | 47 |
| BOSE WORK MANAGEMENT: FUNDAMENTOS DE SOFTWARE | 47 |
| FREQUENTLY ASKED QUESTIONS..... | 48 |

INTRODUCTION



Welcome to the Global Education Online Center Located at PROEDU.BOSE.COM

This section introduces the online center and explains its layout and log-in process.

GLOBAL EDUCATION ONLINE CENTER

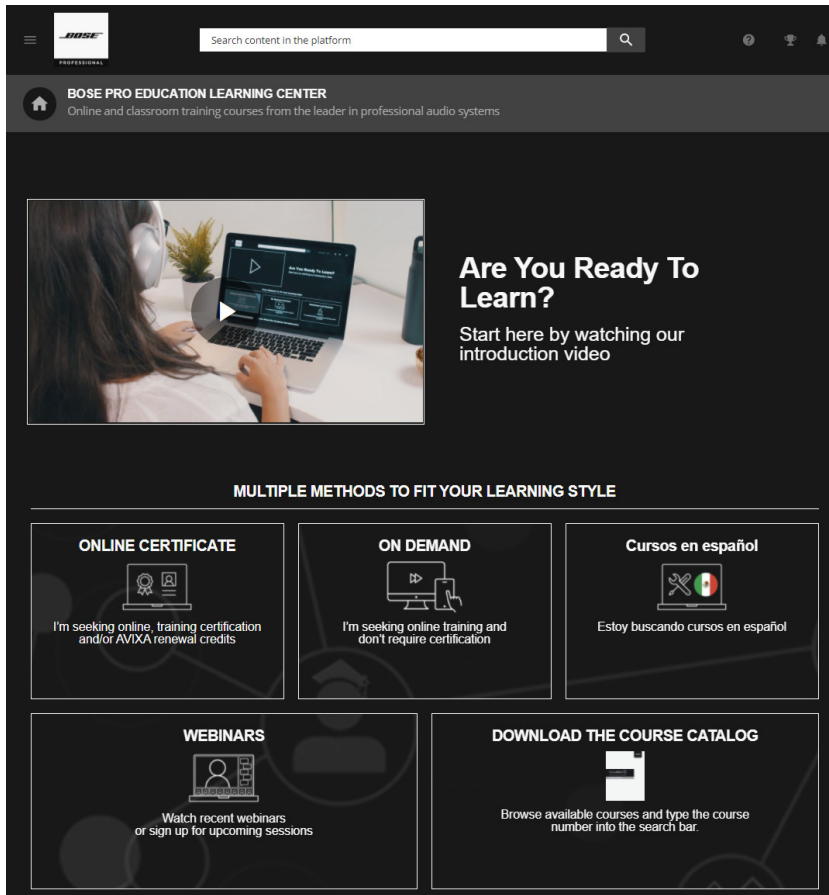
NOTES

Introduce the online center

Discover about the learning methods

Explain each method

Bose Professional provides a centralized online learning center that allows you to learn at your own pace with different training styles. This document will inform you about the learning options, how to access them, and the available courses provided.



The official name is

Global Education Online Center



Located at

proedu.bose.com


The Global Education Online Center provides four methods to fit your learning style. You can choose them from the home page.

They are:

- 1. Online Certification**
- 2. On Demand**
- 3. Cursos en español**
- 4. Webinars**

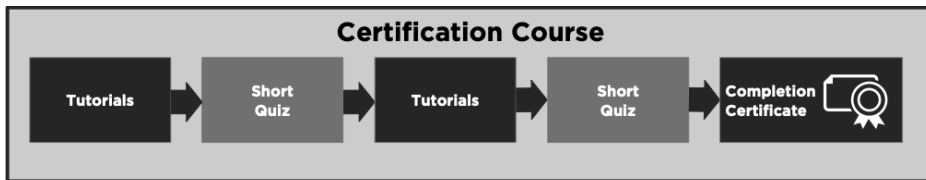
The next document pages will explain details about each learning style.

LEARNING STYLE 1: ONLINE CERTIFICATION



For users, who prefer online-based training with certification.

The online certification courses will prepare you to work more efficiently with Bose Professional hardware and software, while achieving a certification in the process.



An online certification course contains multiple tutorials and test assessments organized into a linear workflow with easy to follow steps.

As you progress through each course, you will take test assessments to ensure learning comprehension.

Once you've completed a course, you will be awarded a Bose Completion Certificate and in some cases, you will also qualify for AVIXA renewal units.



Bose is an authorized AVIXA RU provider.

Under each online certification course, we list the amount of Renewal Units (RU) proved. Once an AVIXA approved course is completed, the Bose completion e-certificate will have the AVIXA logo and RU's awarded.

NOTES



This learning style is designed for people seeking online certification training or AVIXA renewal credits.

LEARNING STYLE 2: ON DEMAND



For users, who prefer online-based training and don't require certification.

Here you will find technical training tutorials in a quick, searchable format for faster answers.



On Demand provides training materials in a non-linear, standalone method. You can easily pick and choose the available training material and view them without the requirement of test assessments or certification.

Most On Demand individual tutorials have an equivalent certification course version. If you complete a tutorial contained in the certification course, your progress will automatically be shared so you do not have to complete a second time.

This provides the flexibility to start here and enroll in the future into the corresponding online certification course.

Simply complete the rest of the tutorials, then pass the test assessments to earn a Bose Completion Certificate.

NOTES



This learning style provides quick searchable answers without requiring test assessments required in the certification style.

LEARNING STYLE 3: CURSOS EN ESPAÑOL

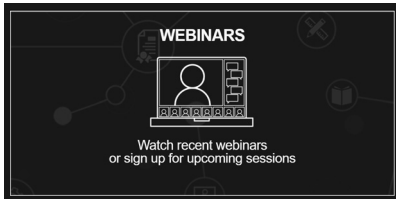


For users, who prefer online-based training delivered in Spanish or Portuguese.

These online courses are offered with either a Spanish narration, or an English narration with Spanish or Portuguese subtitles.

Simply select a course to view upcoming session, then enroll to guarantee your seat.

LEARNING STYLE 4: WEBINARS



For users, who prefer the experience of live or recorded webinars with an instructor.

You can view upcoming live webinars. You learn remotely, while still being able to interact with our instructors. They are held around the globe.

Simply select a course to view upcoming session, then enroll to guarantee your seat.

If you missed a past webinar, you can view the recorded sessions hosted on the webinars page.

NOTES



Haga clic aquí para enviar un correo electrónico a nuestros entrenadores de habla hispana a gustavo_garcia@bose.com



SIGN IN PROCESS

Steps to access online center

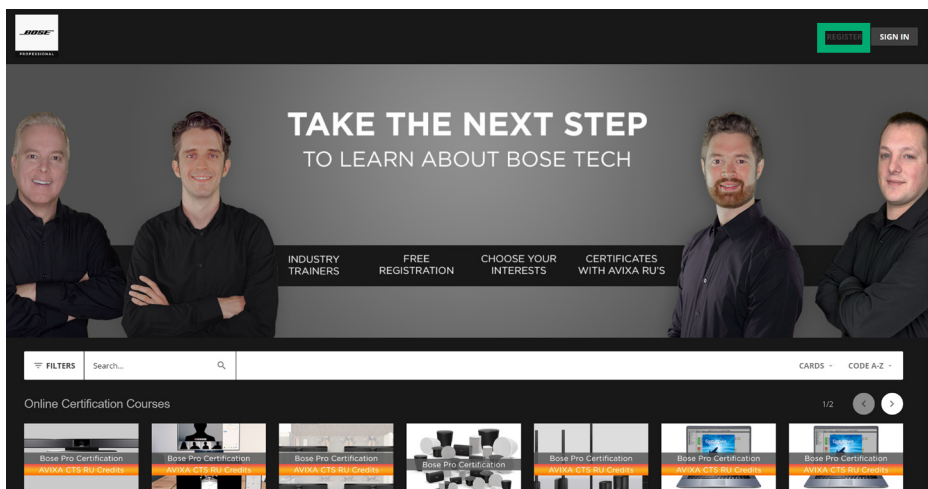
Learn about the three learning styles

Explain each style

Bose Professional is honored that you made a choice to learn about our available online and classroom training programs. You will start your journey by accessing our online center. We will walk you through the sign in steps.

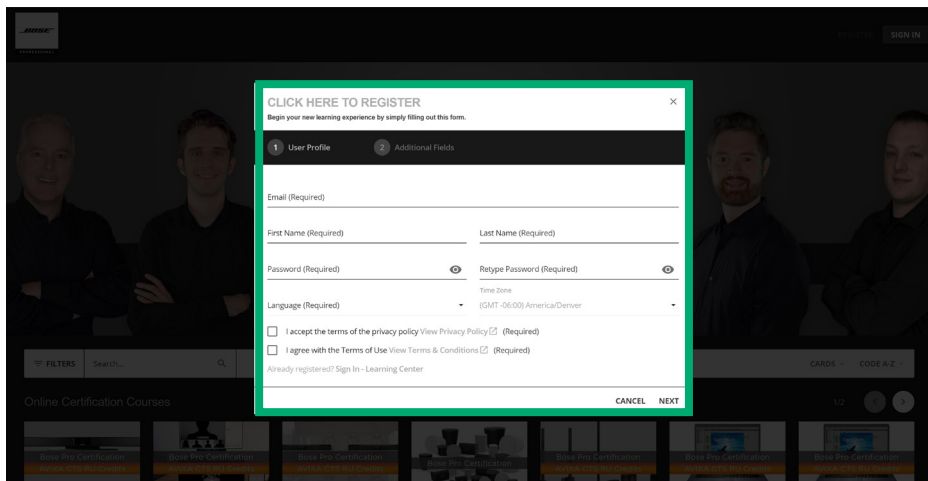
Step 1:

For first time users, you register at proedu.bose.com by clicking on the "Register" button, highlighted in the green box.



Step 2:

You will fill out the required form fields on both registration pages to create your user profile. This will customize your learning journey. Once done, click on the register button.



NOTES



Located at proedu.bose.com



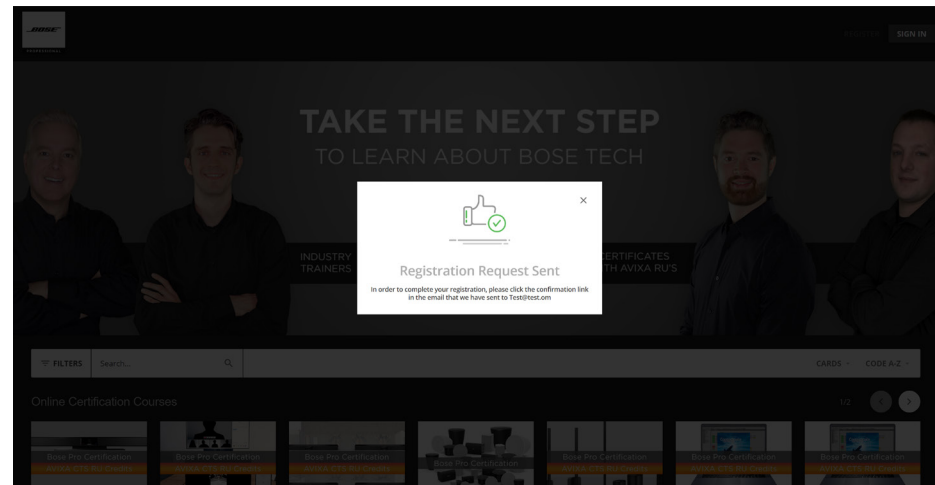
Supported by most popular web browsers (Chrome, Firefox, Safari, Edge, and Opera)



The registration form has two pages that customizes your learning profile.

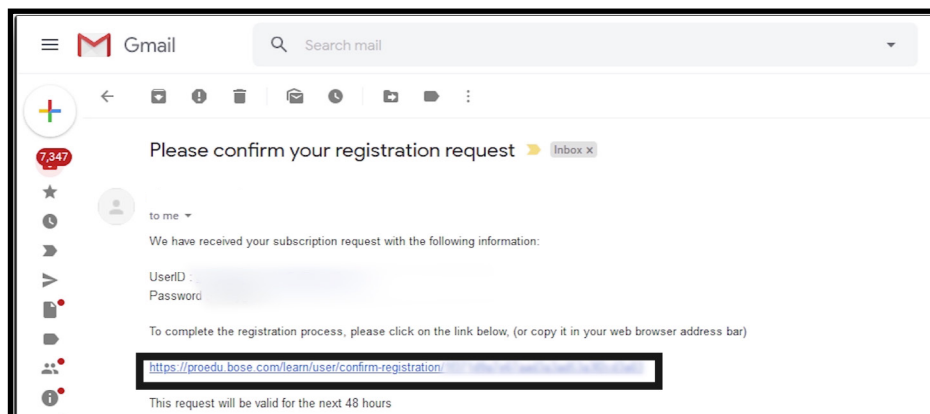
Step 3:

Once you click on the register button, this confirmation window will pop-up on screen. An automated confirmation link has been sent to your email account.



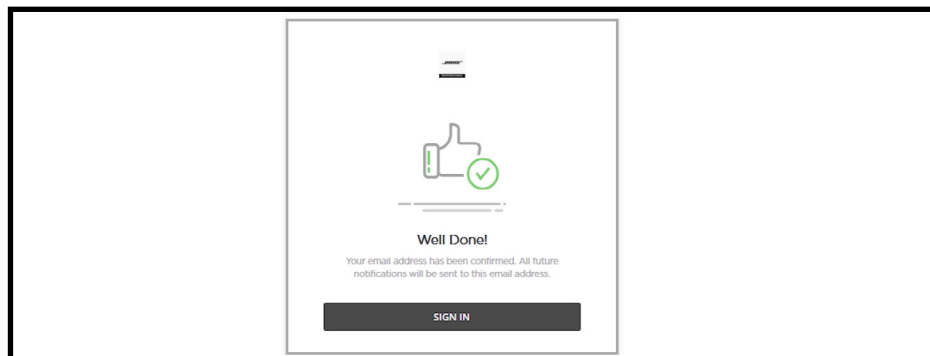
Step 4:

Go to your email account and look for the confirmation email. Be sure to check your spam filter if it has not arrived within 5 minutes. View the confirmation email and click on the hyperlink within the email.



Step 5:

Once clicked on the hyperlink, your web browser will open and this screen will appear. The registration process is complete.



NOTES

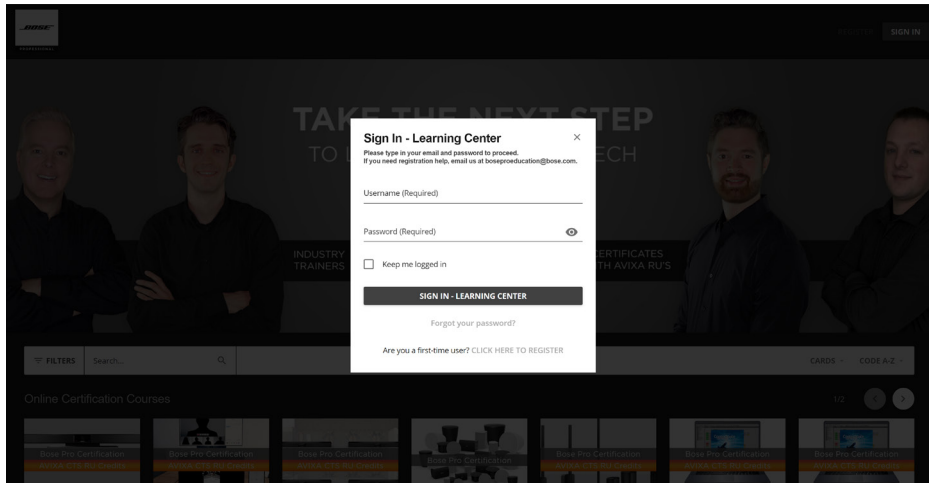


Your confirmation email will come from:
boseproeducation@bose.com



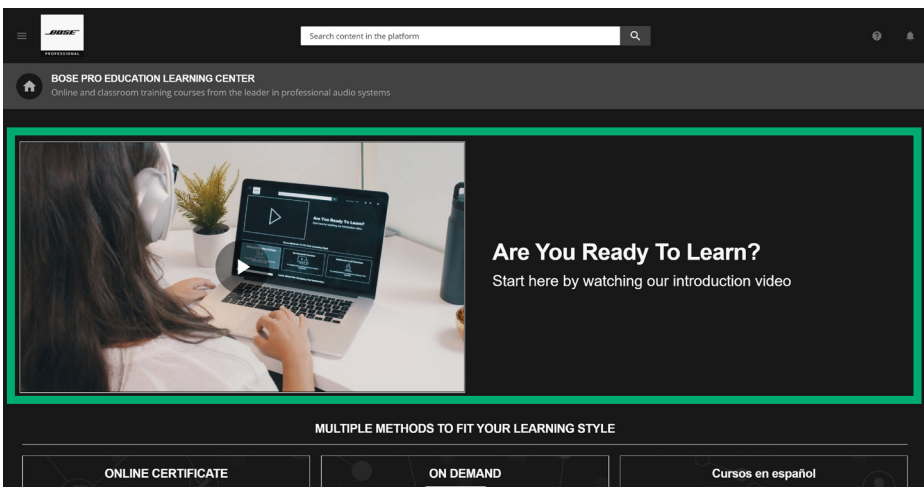
Step 6:

Return to the Global Education Online Center at proedu.bose.com and sign in with your username and password.



Step 7:

Once signed in, please start by watching the introduction video located on the home page. It will provide a quick overview of the user interface.



Congratulations, you are now ready to begin the learning journey.

NOTES

CURRICULUM



MULTIPLE LEARNING STYLES PROVIDED

As described in the first section, the training curriculum is offered in four styles that best meets your learning preference. The curriculum will be segmented into each style.



ONLINE CERTIFICATION CURRICULUM

NOTES



An online certification course contains multiple tutorials and test assessments organized into an easy to follow, step-by-step workflow.

You can view the courses provided over the next section.



Quick Tip

Use the search bar at the top of the learning center to type in a code (e.g., E-Z1GD41) and find answers quickly.

If you already have a confirmed user account, you can click on the code to instantly be enrolled and start learning.



| | |
|---------------------------|---|
| Course Title | Bose Videobar™ VB1 Ecosystem and Hardware Essentials |
| Course # | E-Z1GD41 |
| Description | This course explains the ecosystem that integrates multiple technologies for the benefit of bringing premium audio and video to small meeting areas. |
| Topics Covered | Ecosystem explained Software suite explained VB1 advantages Hardware overview Remote control RC1 overview One cable meeting explained How to wire and connect for in-room setup Enterprise-level remote management setup |
| Content | 9 training materials - 8 tutorials and 1 quiz |
| Duration | 45 minutes (approximate time) |
| Prerequisites | None |
| Quiz / Exam | Online multiple choice |
| Certificate Earned | Bose certificate |
| AVIXA Earned | 0.75 renewal unit (RU) |



| | |
|---------------------------|---|
| Course Title | Bose Videobar™ VB1 Software Essentials: Bose Work Configuration and Bose Work Mobile |
| Course # | E-POYGYO |
| Description | This course teaches you how Bose Work Configuration can be used to setup and configure the Bose Videobar™ VB1. Bose Work Mobile App is also reviewed to enable system control your mobile device. |
| Topics Covered | <ul style="list-style-type: none"> Bose Work Configuration overview - Part one Bose Work Configuration overview - Part two Microphone beams explained How to configure network settings Camera settings explained User access controls explained Firmware updates explained Profiles explained Bose Work Mobile App overview |
| Content | 10 training materials - 9 tutorials and 1 quizzes |
| Duration | 58 minutes (approximate time) |
| Prerequisites | None |
| Quiz / Exam | Online multiple choice |
| Certificate Earned | Bose certificate |
| AVIXA Earned | 1 renewal unit (RU) |

NOTES



Each Bose Videobar™ VB1 certification course follows a sequential step-by-step workflow with a series of micro-tutorials that watch. Each course is followed up with a multiple choice quiz. Once passed, you will be granted a Bose certificate of completion and AVIXA renewals units.





| | |
|---------------------------|--|
| Course Title | Bose Videobar™ VB1 Software Essentials: Bose Work Management |
| Course # | E-Q07GEV |
| Description | This course teaches you how Bose Work Management can be used to setup, configure, and schedule firmware updates across multiple Bose Videobar™ VB1 devices. |
| Topics Covered | Bose Work Management overview User access controls in Bose Work Management Firmware updates using Bose Work Management Profiles explained in Bose Work Management |
| Content | 5 training materials - 4 tutorials and 1 quizzes |
| Duration | 42 minutes (approximate time) |
| Prerequisites | None |
| Quiz / Exam | Online multiple choice |
| Certificate Earned | Bose certificate |
| AVIXA Earned | 1 renewal unit (RU) |

NOTES



Do I have to complete all three courses?

No, you can pick and choose which certification courses to complete; though, we highly encourage finishing all three to become a Videobar™ VB1 tech expert.



| | |
|---------------------------|---|
| Course Title | DesignMax Tech Essentials |
| Course # | E-XVDZ21 |
| Description | Several tutorials will prepare you to work with Bose DesignMax loudspeakers and accessories. |
| Topics Covered | DesignMax loudspeaker family overview DesignMax tech innovations (QuickHold, Dispersion Alignment System, & SmartBass) In-depth overview of ceiling models In-depth overview of surface mount models In-depth overview of pendant mount models Three methods to install a pendant mount loudspeaker |
| Content | 12 training materials - 8 tutorials and 4 quizzes |
| Duration | 240 minutes (approximate time) |
| Prerequisites | None |
| Quiz / Exam | Online multiple choice |
| Certificate Earned | Bose certificate |
| AVIXA Earned | None |

NOTES



DesignMax Tech Essentials will prepare you to work with any of the ceiling, surface mount, and pendant mount models.





NOTES



In addition to the micro-tutorials included in this course, you will also find application and selection guides available for download.

| | |
|---------------------------|---|
| Course Title | L1 Pro Portable Line Array Systems: Technical Certification |
| Course # | E-E04760 |
| Description | This comprehensive certification course provides in-depth technical info about the hardware and software. |
| Topics Covered | <ul style="list-style-type: none"> L1 PRO Series: portfolio overview L1 PRO8: features and benefits L1 PRO16: features and benefits L1 PRO32: features and benefits L1 PRO SUB1 & SUB2: features and benefits RaceTrack innovation L1 Mix App overview Onboard mixer controls explained Analog connections overview ToneMatch connection overview |
| Content | 19 training materials - 15 tutorials and 4 quizzes |
| Duration | 51 minutes (approximate time) |
| Prerequisites | None |
| Quiz / Exam | Online multiple choice |
| Certificate Earned | Bose certificate |
| AVIXA Earned | 0.75 renewal unit (RU) |



Course Title ControlSpace Ecosystem for Conference

Course # [E-E04NO1](#)

Description This course explains the ecosystem platform that integrates multiple technologies for the benefit of conference applications. You will learn the essentials for conference system designs with a working knowledge of hardware and software.

Topics Covered

- Ecosystem overview
- Conferencing processors and endpoints
- ControlSpace Designer UI overview
- Adding devices offline to the project view
- Design view tab explained
- Programming best practices
- Conference room router explained
- Configuring Dante microphones
- IP networking
- Device updates
- Connecting to devices
- Parameter sets, groups, timers, and logic
- VoIP web interface overview
- Conferencing system examples

Content 93 training materials - 73 tutorials and 20 quizzes

Duration 240 minutes (approximate time)

Prerequisites None

Quiz / Exam Online multiple choice

Certificate Earned Bose certificate

AVIXA Earned 2 renewal unit (RU)

NOTES



This ControlSpace course is designed specifically for conference applications. It introduces how to use our conference innovations.





Course Title ControlSpace Ecosystem for Installed Sound

Course # [E-KVOYX1](#)

Description This course explains the ecosystem platform that integrates multiple technologies for the benefit of installed sound applications. You will learn the essentials for system design with a working knowledge of hardware and software.

Topics Covered

- Ecosystem overview
- ESP processors hardware overview
- ControlSpace Designer UI overview
- Adding devices offline to the project view
- Design view tab explained
- Programming best practices
- Signal processing blocks explained
- Configuring Dante microphones
- IP networking
- Device updates
- Connecting to devices
- Parameter sets, groups, and timers

Content 59 training materials - 46 tutorials and 13 quizzes

Duration 160 minutes (approximate time)

Prerequisites None

Quiz / Exam Online multiple choice

Certificate Earned Bose certificate

AVIXA Earned 1.25 renewal unit (RU)

NOTES




This ControlSpace course is designed for non-conference installations covering our innovations that improves design and programming efficiency



This CSP course will get you started using the platform.

It explains details about the user interface that was inspired by the IT industry.



| | |
|---------------------------|---|
| Course Title | CSP Platform: Essentials |
| Course # | E-EQJLW1 |
| Description | Six lessons will introduce Bose CSP platform. It covers the browser-based user interface and its programming workflow, two methods for network setup and configuration, and how to configure the AutoVolume feature. A short quiz is provided at the end to verify your understanding of the material. Complete all the courses to receive a Bose completion certificate. |
| Topics Covered | <ul style="list-style-type: none"> Introduction to the processors Hardware overview User Interface Programming workflow Method 1: Network and discover Bose CSP devices via static IP mode Method 2: Network and discover Bose CSP devices via link-local IP mode AutoVolume application guide |
| Content | 8 training materials - 7 tutorials and 1 quiz |
| Duration | 60 minutes (approximate time) |
| Prerequisites | None |
| Quiz / Exam | Online multiple choice |
| Certificate Earned | Bose certificate |
| AVIXA Earned | 1 renewal unit (RU) |





Course Title Bose MSA12X and Bose Array Tool: Combined Courses

Course # [E-P08EPV](#)

Description Thirteen tutorials will teach you the technical details about the Bose MSA12X and how to build precise sound system designs using Bose Array Tool software. You will learn how the self-powered digital beam-steering loudspeaker provides improved room aesthetics, outstanding vocal intelligibility and tonal consistency while also gaining insight on how to model a venue, position arrays and optimize their coverage, and understanding the SPL coverage maps.

Topics Covered

- MSA12X Overview
- Mounting and Connections
- Design with Modeler
- Design with Bose Array Tool
- How to use with ControlSpace System Designer
- How to download and install Bose Array Tool
- An overview of the Bose Array Tool user interface
- How to create asymmetrical surfaces
- Details about the array properties panel
- Explaining the vertical beam shape types
- Details about the SPL properties panel
- Explaining the SPL coverage mappings
- Differences between the Mac and PC versions

Content 24 training materials - 13 tutorials and 11 quizzes

Duration 150 minutes (approximate time)

Prerequisites None

Quiz / Exam Online multiple choice

Certificate Earned Bose certificate

AVIXA Earned 2 renewal units (RU)
1 renewal unit for MSA12X
1 renewal unit for

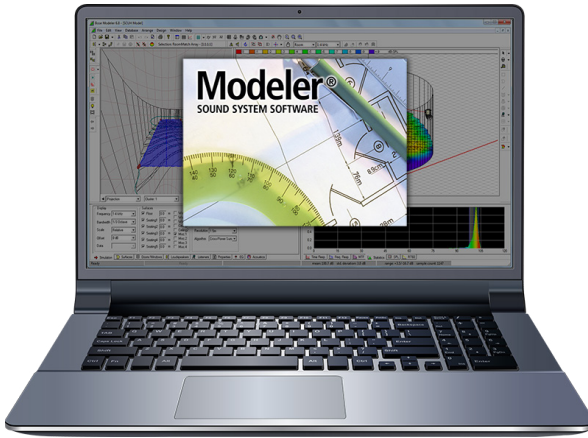
NOTES



Why is this listed as “Combined Courses”?

Historically, two online certifications were independently offered.

For those whom have completed MSA12X System Design and Deployment or Bose Array Tool: Loudspeaker Simulation Software, your progress has been accounted for in this new combined version of both courses.



| | |
|---------------------------|--|
| Course Title | Modeler: Advanced Acoustic & Loudspeaker Simulation Software |
| Course # | E-602NLV |
| Description | This 21-part training series provides an introduction to the user interface, creating a template that meets your needs, how to extrude various surfaces and areas, how to import 2D and 3D. DXF files, and more. |
| Topics Covered | <ul style="list-style-type: none"> Exploring UI and creating a template Additional UI features Building bass arrays in your designs Bose MA12 and MA12EX array design Develop a design plan and build room How to extrude arc How to extrude polygonal area How to extrude rectangular area How to extrude selected surfaces How to extrude walls How to import 2D DXF files How to import 3D DXF files How to merge selected surfaces How to create customer reports How to room model and measured RT Installing Speakers and Using DRASTic Design Steps Prepare Sketchup files |
| Content | 21 training materials - 21 tutorials and 0 quizzes |
| Duration | 280 minutes (approximate video) |
| Prerequisites | None |
| Quiz / Exam | Not required |
| Certificate Earned | Bose certificate |
| AVIXA Earned | None |

NOTES



After watching this timeless series of tutorials, you will be prepared to work with the Modeler software.

You can start in any sequence, and each completed tutorial will be marked as finished.

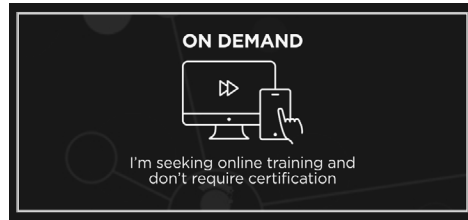
Finish all 21 tutorials, and you will receive a Bose completion certificate.





| | |
|---------------------------|--|
| Course Title | Bose Professional Brand Strategy for Channel Partners |
| Course # | E-O06J51 |
| Description | This course is a video tutorial series that introduces new channel partners to Bose Corporation. You will be informed about our business divisions, strategy, and market approach. |
| Topics Covered | The Gift: Short Film Bose Corporation Overview Bose Divisions Explained and Introduction to PRO The PRO Installed Sound Market The PRO Conferencing Market |
| Content | 7 training materials - 7 tutorials and 0 quizzes |
| Duration | 31 minutes (approximate video) |
| Prerequisites | None |
| Quiz / Exam | Not required |
| Certificate Earned | Bose certificate |
| AVIXA Earned | None |

ON DEMAND CURRICULUM



On Demand are individual tutorials or a series presented in a gallery format for quick search. They do not require prerequisites, do not include certification test assessments and not earn AVIXA RUs.

You can choose the technology category type.

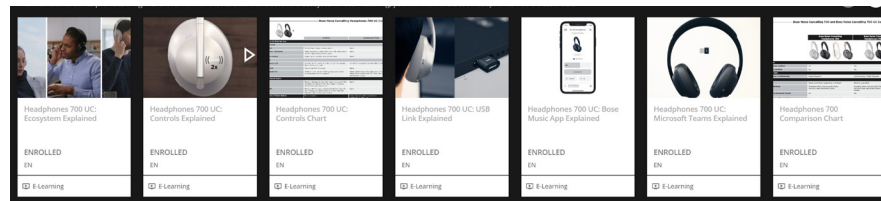


CATEGORY BOSE WORK

Choose a Bose Work Solution



Bose Noise Cancelling Headphones 700 UC



On Demand Title Headphones 700 UC: Ecosystem Essentials

Description

This tutorial series provides a high-level overview on the hardware and software ecosystem.

Tutorial

- [E-Z1GG61](#) Headphones 700 UC: Ecosystem Explained
- [E-POY2X0](#) Headphones 700 UC: Controls Explained
- [E-71KEX1](#) Headphones 700 UC: Controls Chart
- [E-POW9X0](#) Headphones 700 UC: USB Link Explained
- [E-Q076O1](#) Headphones 700 UC: Bose Music App Explained
- [E-E1L290](#) Headphones 700 UC: Microsoft Teams Explained
- [E-7VR5X1](#) Headphones 700 Comparison Chart
- [E-E04060](#) Headphones 700 UC: How to Update the USB Link Module

NOTES

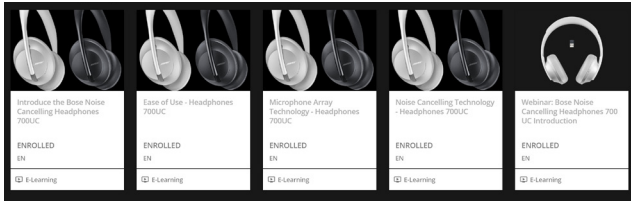


Quick Tip

Use the search bar at the top of the learning center to type in a code (e.g., E-Z1GD41) and find answers quickly.

If you already have a confirmed user account, you can click on the code to instantly be enrolled and start learning.






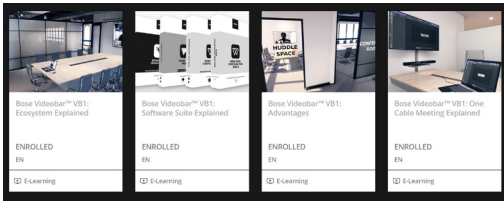
| | | |
|------------------------|---|---|
| On Demand Title | Headphones 700 UC: Promo Videos and Introduction Webinar | |
| Description | This tutorial series provides a high-level overview on the hardware and software ecosystem. | |
| Tutorial | E-Z1GG61 | Introduce the Bose Noise Cancelling Headphones 700 UC |
| | E-POY2X0 | Ease of Use - Headphones 700 UC |
| | E-6VXDX1 | Microphone Array Technology - Headphones 700 UC |
| | E-POW9X0 | Noise Cancelling Technology - Headphones 700 UC |
| | E-Q076O1 | Webinar: Bose Noise Cancelling Headphones 700 UC Introduction |



Bose Videobar™ VB1



| | | |
|------------------------|--|---|
| On Demand Title | Bose Work Conferencing Solutions: Application Guide | |
| Description | Review the Bose Work Solutions: Application Guide to learn more about the various meeting space solutions Bose has to offer. | |
| Tutorial | E-JOED91 | Bose Work Conferencing Solutions: Application Guide |

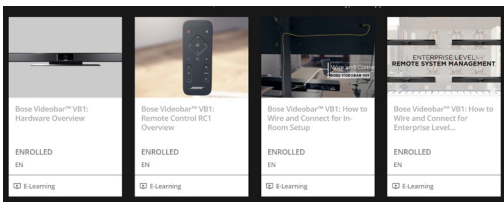


On Demand Title Bose Videobar™ VB1: Ecosystem Essentials

Description This series of tutorials provides an overview on the hardware and software available to the VB1.

Tutorial

- [E-7VRJ21](#) Bose Videobar™ VB1: Ecosystem Explained
- [E-D19GOV](#) Bose Videobar™ VB1: Software Suite Explained
- [E-71KONO](#) Bose Videobar™ VB1: Advantages
- [E-XVDQ91](#) Bose Videobar™ VB1: One Cable Meeting Explained

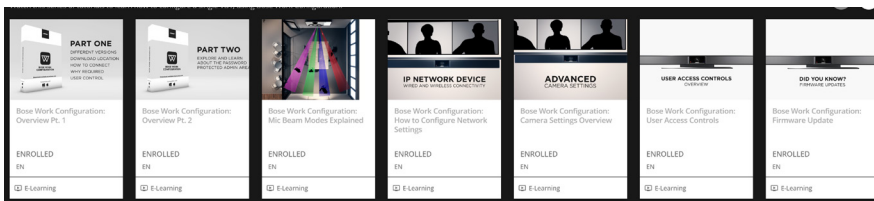


On Demand Title Bose Videobar™ VB1: Hardware Essentials

Description Learn about the features of the VB1 and Remote Control RC1, and how to wire and connect for two types of applications.

Tutorial

- [E-5VN62V](#) Bose Videobar™ VB1: Hardware Overview
- [E-E1L8EO](#) Bose Videobar™ VB1: Remote Control RC1 Overview
- [E-G03L6V](#) Bose Videobar™ VB1: How to Wire and Connect for In-Room Setup
- [E-G03ORV](#) Bose Videobar™ VB1: How to Wire and Connect for Enterprise Level Management



On Demand Title Bose Work Configuration: Software Essentials

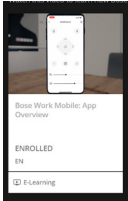
Description Learn about the features of the VB1 and Remote Control RC1, and how to wire and connect for two types of applications.

Tutorial

- [E-JOEZRO](#) Bose Work Configuration: Overview Pt. 1
- [E-6VXKKO](#) Bose Work Configuration: Overview Pt. 2
- [E-EOJZDV](#) Bose Work Configuration: Mic Beam Modes Explained
- [E-D19G8V](#) Bose Work Configuration: How to Configure Network Settings



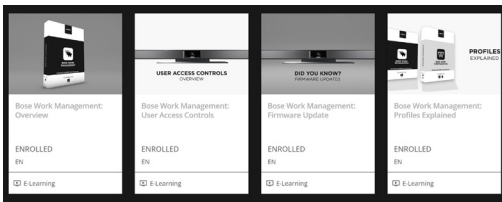
| | | |
|-----------------|--------------------------|--|
| Tutorial | E-JOEZ90 | Bose Work Configuration: Camera Settings Overview |
| | E-602451 | Bose Work Configuration: User Access Controls |
| | E-E048PV | Bose Work Configuration: Firmware Update |
| | E-KVOKR0 | Bose Work Configuration: Profiles Explained |



On Demand Title Bose Work Mobile: Software Essentials

Description Watch this video to learn how Bose Work Mobile is used for end user control.

Tutorial [E-P08QDV](#) Bose Work Mobile: App Overview



On Demand Title Bose Work Management: Software Essentials

Description Watch this series of tutorials to learn how to configure multiple VB1 devices, using Bose Work Management.

Tutorial [E-GVPE71](#) Bose Work Management: Overview

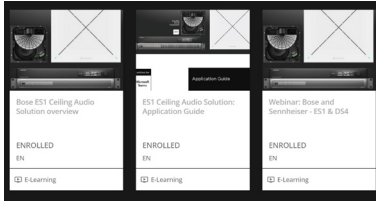
[E-O06QK0](#) Bose Work Management:
User Access Controls

[E-N055Q0](#) Bose Work Management: Firmware Update

[E-Y1Q25V](#) Bose Work Management: Profiles Explained



Bose ES1 Ceiling Audio Solution



On Demand Title Bose ES1 Ceiling Audio Solution

Description Learn about the Bose and Sennheiser conference room solution.

Tutorial [E-Q07PLV](#) Bose ES1 Ceiling Audio Solution Overview
[E-P086EV](#) ES1: Application Guide
[E-YVMD7V](#) Webinar: Bose and Sennheiser - ES1 & DS4



On Demand Title Distributor and Dealer Training

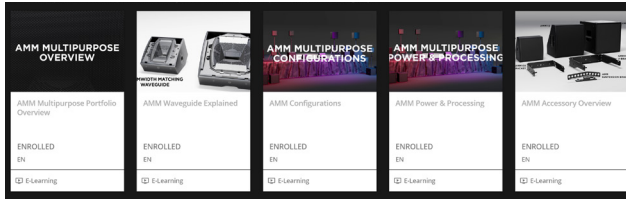
Description Learn about our Bose Work project registration program for distribution partners or dealers.

Tutorial [E-JOERRV](#) Bose Work Project Registration Program: Distributor Training
[E-602G40](#) Bose Work Project Registration Program: Dealer Training





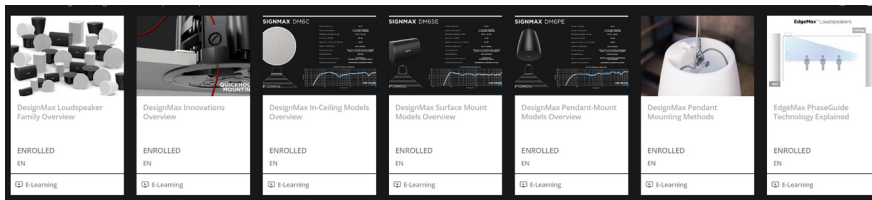
CATEGORY LOUDSPEAKERS



On Demand Title Point-Source Loudspeakers

Description Learn about point-source loudspeakers - how they can be used independently or to complement a larger system.

- Tutorial**
- [E-5VN62V](#) AMM Multipurpose Portfolio Overview
 - [E-E1L8E0](#) AMM Waveguide Explained
 - [E-G03L6V](#) AMM Configurations
 - [E-G03ORV](#) AMM Power & Processing
 - [E-E046P1](#) AMM Accessory Overview

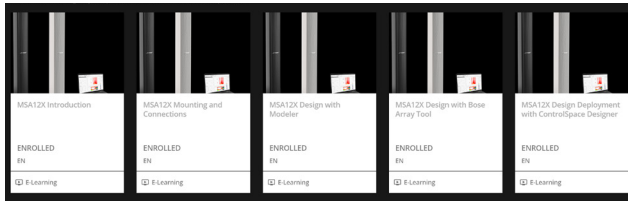


On Demand Title Background/Foreground

Description Learn about DesignMax, EdgeMax, and FreeSpace loudspeakers.

- Tutorial**
- [E-Z1GZ60](#) DesignMax Loudspeaker Family Overview
 - [E-POYMX0](#) DesignMax Innovations Overview
 - [E-Q075OV](#) DesignMax In-Ceiling Models Overview
 - [E-POWKX0](#) DesignMax Surface Mount Models Overview
 - [E-E1LZ9V](#) DesignMax Pendant Mount Models Overview
 - [E-71KZX1](#) DesignMax Pendant Mounting Methods
 - [E-PO8J03](#) EdgeMax PhaseGuide Technology Explained
 - [E-71KMNv](#) FreeSpace DS Conversion to the Upgraded FS Line and DesignMax series
 - [E-D19DDV](#) FreeSpace FS Series Product Overview

NOTES

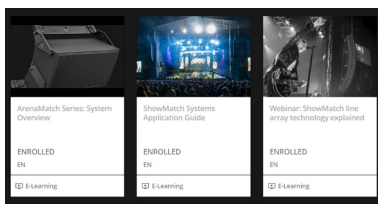


On Demand Title Digitally Steerable Column Array Loudspeaker

Description Learn about the digitally adaptive Bose MSA12X column loudspeaker.

Tutorial

- [E-POYRE1](#) MSA12X Introduction
- [E-Q07MLV](#) MSA12X Mounting and Connections
- [E-E1L4E1](#) MSA12X Design with Modeler
- [E-71K2NV](#) MSA12X Design with Bose Array Tool
- [E-E1LZ9V](#) MSA12X Design Deployment with ControlSpace Designer



On Demand Title DeltaQ™ Line Array System

Description Learn about the Bose line of line array technologies.

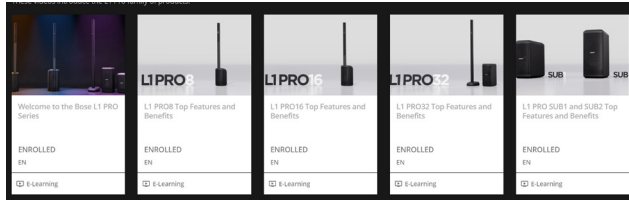
Tutorial

- [E-EOJLK1](#) ArenaMatch Series: System Overview
- [E-G03261](#) ShowMatch Systems Application Guide
- [E-XVD59V](#) Webinar: ShowMatch line array technology explained





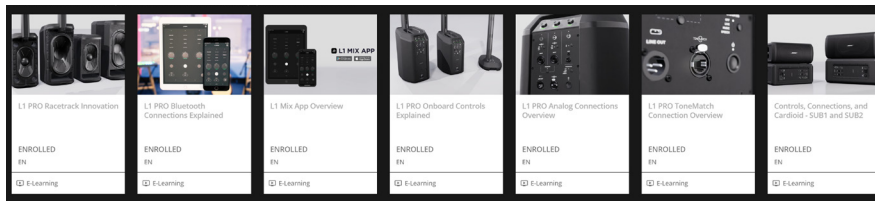
CATEGORY PORTABLE PA & MIXING SOLUTIONS



On Demand Title Digitally Steerable Column Array Loudspeaker

Description Learn about the digitally adaptive Bose MSA12X column loudspeaker.

- Tutorial**
- [E-D19000](#) Welcome to the Bose L1 PRO Series
 - [E-JOE3R0](#) L1 PRO8 Top Features and Benefits
 - [E-602Y40](#) L1 PRO16 Top Features and Benefits
 - [E-E04J6V](#) L1 PRO32 Top Features and Benefits
 - [E-GVPJXV](#) L1 PRO SUB1 and SUB2 Top Features and Benefits

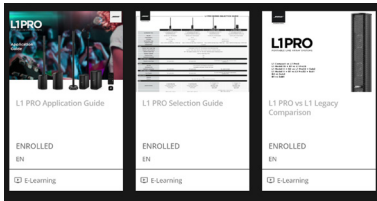


On Demand Title L1 PRO Series: Technical Training

Description These technical tutorials teach you about the L1 Pro Portable Line Array systems and how to use them.

- Tutorial**
- [E-E1LR91](#) L1 PRO RaceTrack Innovation
 - [E-Y1Q9J1](#) L1 PRO Bluetooth Connections Explained
 - [E-71KRX0](#) L1 Mix App Overview
 - [E-O06E50](#) L1 PRO Onboard Controls Explained
 - [E-N059MV](#) L1 PRO Analog Connections Overview
 - [E-Z1GR6V](#) L1 PRO ToneMatch Connection Overview
 - [E-Q07901](#) Controls, Connections, and Cardioid - SUB1 and SUB2
 - [E-KVOZQ0](#) Cardioid Configuration - SUB1 and SUB2
 - [E-POYZXV](#) L1 PRO SubMatch Connection Overview
 - [E-POWZX0](#) SUB1 and SUB2 Speaker Pole Mount Accessory Explained

NOTES

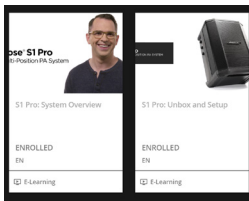


On Demand Title L1 PRO Series: Downloadable Application and Selection Guides

Description Here you will find downloadable content.

Tutorial

- [E-KVOXQV](#) L1 PRO Application Guide
- [E-P084P1](#) L1 PRO Selection Guide
- [E-GVPRX0](#) L1 PRO vs L1 Legacy Comparison

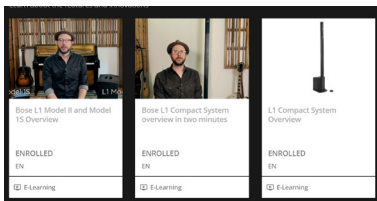


On Demand Title S1 Pro: Portable, Powered Loudspeaker System

Description Learn about the features, benefits, and use cases.

Tutorial

- [E-EQJ99V](#) S1 Pro: System Overview
- [E-YVM470](#) S1 Pro: Unbox and Setup
- [E-P08YD0](#) S1 Pro for Temporary Outdoor Dining



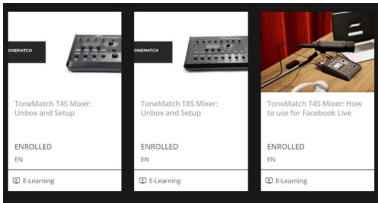
On Demand Title L1 Compact System: Portable, Powered Line Array System

Description Learn about the features and innovations.

Tutorial

- [E-EQJ99V](#) Bose L1 Model II and Model 1S Overview
- [E-YVM470](#) Bose L1 Compact System Overview in two minutes
- [E-6VXE80](#) Bose L1 Compact System Overview



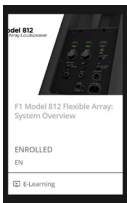


On Demand Title ToneMatch Digital Mixers

Description Learn about Bose ToneMatch mixer features and use cases.

Tutorial

- [E-XVD621](#) ToneMatch T4S Mixer: Unbox and Setup
- [E-G034RV](#) ToneMatch T8S Mixer: Unbox and Setup
- [E-GVZ4G1](#) ToneMatch T4S Mixer: How to use for Facebook Live




On Demand Title F1 Model 812 Flexible Array

Description Learn about this innovative, powered, line array solution.

Tutorial [E-D19QO1](#) F1 Model 812 Flexible Array: System Overview



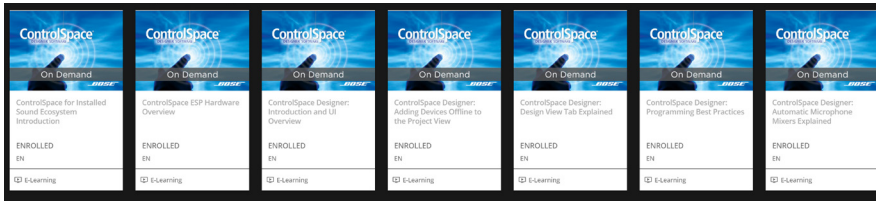
CATEGORY DIGITAL SIGNAL PROCESSORS



On Demand Title Processor and User Controller Selection Guides

Description Guides to help you choose the right Bose DSP and user controls for your project.

Tutorial [E-5VNO91](#) Bose User Controllers Selection Guide



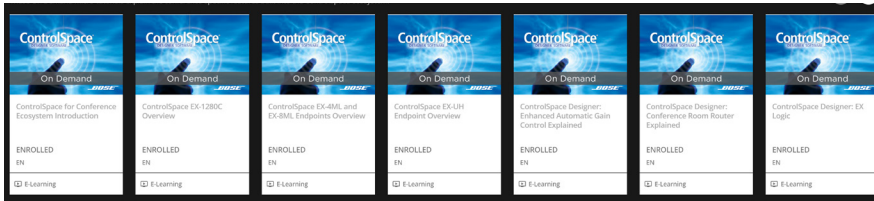
On Demand Title ControlSpace Essentials: On Demand Micro-Tutorials

Description Browse the available non-certified ControlSpace tutorials and find your answers here.

- Tutorial**
- [E-P08XE1](#) ControlSpace for Installed Sound Ecosystem Introduction
 - [E-N05NEV](#) ControlSpace ESP Hardware Overview
 - [E-Y1QPRV](#) ControlSpace Designer: Introduction and UI Overview
 - [E-KVOWPO](#) ControlSpace Designer: Adding Devices Offline to the Project View
 - [E-O06GP1](#) ControlSpace Designer: Design View Tab Explained
 - [E-POYYGO](#) ControlSpace Designer: Programming Best Practices
 - [E-Y1QQ71](#) ControlSpace Designer: Automatic Microphone Mixers Explained
 - [E-Q07NL1](#) ControlSpace Designer: Standard Room Combiner Explained
 - [E-POWM31](#) ControlSpace Designer: Dante Essentials
 - [E-E1LJLO](#) ControlSpace Designer: IP Networking
 - [E-71KX50](#) ControlSpace Designer: Device Updates
 - [E-7VRP31](#) ControlSpace Designer: Connecting to Devices
 - [E-5VNERV](#) ControlSpace Designer: Parameter Sets
 - [E-XVDKN1](#) ControlSpace Designer: Groups
 - [E-G03W30](#) ControlSpace Designer: Timers

NOTES



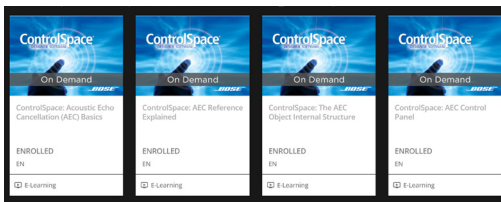


On Demand Title ControlSpace: Conferencing Feature Explained

Description These On Demand micro-tutorials explain the conference-specific features built into the ControlSpace ecosystem.

Tutorial

- [E-GVPMQV](#) ControlSpace for Conference Ecosystem Introduction
- [E-N0539V](#) ControlSpace EX-1280C Overview
- [E-GVP3K1](#) ControlSpace EX-4ML and EX-8ML Endpoints Overview
- [E-O06NQ0](#) ControlSpace EX-UH Endpoint Overview
- [E-Z1G8Q1](#) Control Designer: Enhanced Automatic Gain Control Explained
- [E-POYJEO](#) Control Designer: Conference Room Router Explained
- [E-GVZPE0](#) Control Designer: EX Logic
- [E-Q07NL1](#) Control Designer: VoIP Web Interface Overview
- [E-POWM31](#) Control Designer: Conference System Examples



On Demand Title ControlSpace: Acoustic Echo Cancellation Explained

Description These ControlSpace tutorials will explain the acoustic echo cancellation technology built into the platform.

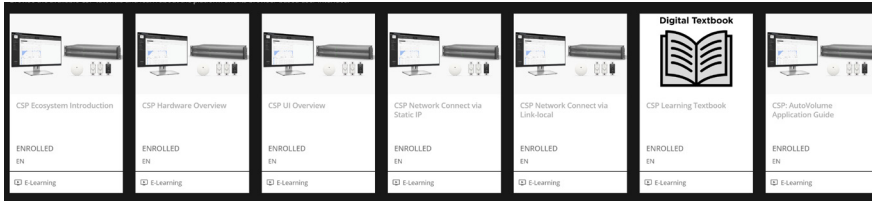
Tutorial

- [E-GVDPKV](#) ControlSpace: Acoustic Echo Cancellation (AEC) Basics
- [E-O068Q1](#) ControlSpace: AEC Reference Explained
- [E-N050E1](#) ControlSpace: The AEC Object Internal Structure
- [E-Y1QZ71](#) ControlSpace: AEC Control Panel



These tutorials are the same provided in the certification course.


They are segmented into individual tutorials or tutorial series for quick search.



- On Demand Title** CSP Commercial Sound Processors:
On Demand Micro-Tutorials
- Description** Browse the available CSP tutorials and learn about the platform and its browser-based user interface.
- Tutorial**
- [E-Q07E41](#) CSP Ecosystem Introduction
 - [E-6VXX7V](#) CSP Hardware Overview
 - [E-POW43V](#) CSP UI Overview
 - [E-D19941](#) CSP Network Connect via Static IP
 - [E-JOEEQQ0](#) CSP Network Connect via Link-local
 - [E-7VRZX0](#) CSP Learning Textbook
 - [E-602MNO](#) CSP AutoVolume Application Guide




CATEGORY POWER AMPLIFIERS



- On Demand Title** PowerSpace Power Amplifier Series
- Description** Learn about the PowerSpace line of power amplifiers including onboard DSP versions.
- Tutorial**
- [E-XVDW91](#) PowerSpace Hardware Overview
 - [E-G03R6V](#) PowerSpace+ Network and Discover
 - [E-GVZRP1](#) PowerSpace+ Configuration Utility UI Overview





On Demand Title PowerShare Power Amplifier Series


Description Learn about the PowerShare line of power amplifiers and their adaptable output technology.

Tutorial [E-XVDW91](#) PowerShare-D Hardware Overview

[E-G03R6V](#) Bose Innovation: PowerShare Amplifier



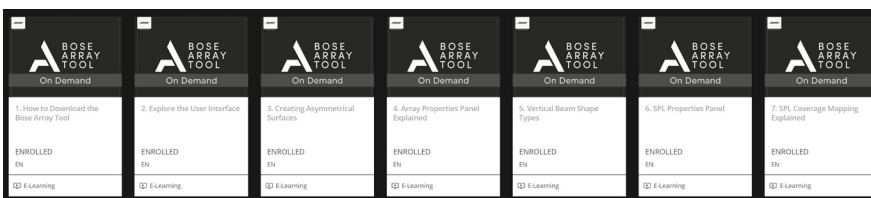
CATEGORY DESIGN TOOLS



On Demand Title BIM

Description Learn about powerful modeling tools used by engineers, construction designers, and audio consultants.

Tutorial [E-GVZMQO](#) Bose Professional BIM Introduction



On Demand Title Bose Array Tool: On Demand

Description These Bose Array Tool tutorials will prepare you to design a loudspeaker system.

Tutorial [E-O06KR0](#) How to download and install

[E-N05WZV](#) Explore the user interface

[E-Y1QWZ1](#) Creating asymmetrical surfaces

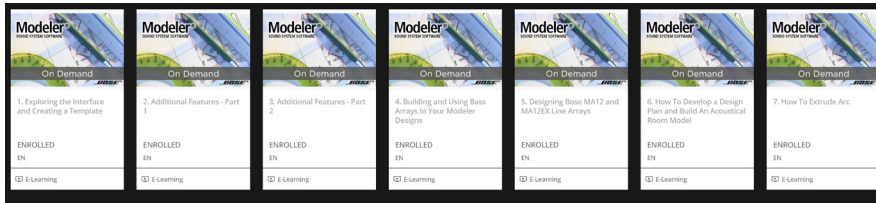
[E-Z1GL9V](#) Array properties panel explained

[E-POYX21](#) Vertical beam shape types

[E-Q07Y2V](#) SPL properties panel

[E-POWEZO](#) SPL coverage mapping explained

[E-E1LNZV](#) Mac and PC version differences

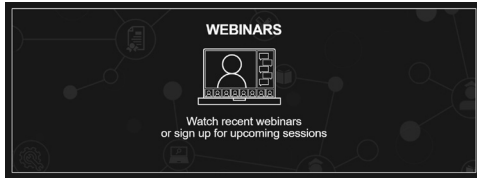


NOTES

| | | |
|------------------------|--|---|
| On Demand Title | Modeler: Advanced Acoustic & Loudspeaker Simulation Software - On Demand | |
| Description | A series of tutorials and webinars dedicated to Bose Modeler software. | |
| Tutorial | E-Z1G903 | Exploring UI and creating a template |
| | E-POY200 | Additional features - Part 1 |
| | E-Q072V6 | Additional features - Part 2 |
| | E-POWZ0J | Building bass arrays in your designs |
| | E-E1LZV4 | Bose MA12 and MA12EX array design |
| | E-71KDVJ | How to Develop a design plan and Build an Acoustical Room Model |
| | E-7VR7VE | How to extrude arc |
| | E-5VNQVM | How to extrude polygonal area |
| | E-XVDPV2 | How to extrude rectangular area |
| | E-G0381J | How to extrude selected surfaces |
| | E-GVZ808 | How to extrude walls |
| | E-YVML06 | How to import 2D DXF files - Part 1 |
| | E-6VX251 | How to import 2D DXF files - Part 2 |
| | E-E0JMM0 | How to import 3D .DXF files |
| | E-D19WP1 | How to merge selected surfaces |
| | E-JOE08V | How to create customer reports |
| | E-602ZWV | How to Match your Room Model to your Measured Reverb Times |
| | E-E04DKV | Installing your Speakers and Using the DRASTic Design Steps |
| | E-KVO3W0 | Prepare Sketchup files - Part 1 |
| | E-P08WJV | Prepare Sketchup files - Part 2 |
| | E-GVP53V | Prepare Sketchup files - Part 3 |

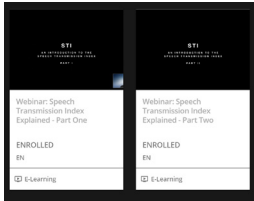


WEBINARS



Webinars are on demand or available for upcoming registration.

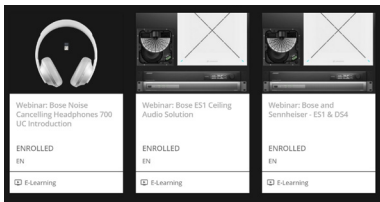
Past webinars are displayed below and are constantly updating.



On Demand Title Recorded Webinars: Audio and Acoustic Essentials

Description These tutorials will teach you basic essentials to audio and acoustics.

- Tutorial**
- [E-N05LM1](#) Webinar: Speech Transmission Index Explained - Part One
 - [E-Y1QXJ0](#) Webinar: Speech Transmission Index Explained - Part Two



On Demand Title Recorded Webinars: Bose Work

Description View Bose Work recorded webinars to learn about our conferencing solutions.

- Tutorial**
- [E-E1LGE0](#) Webinar: Bose Noise Cancelling Headphones 700 UC Introduction
 - [E-5VNG20](#) Webinar: Bose ES1 Ceiling Audio Solution
 - [E-YVMD7V](#) Webinar: Bose and Sennhesier - ES1 & DS4

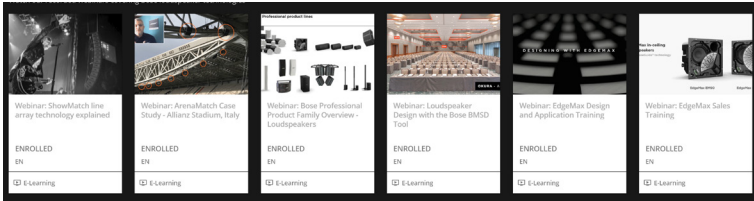
NOTES



Quick Tip

Use the search bar at the top of the learning center to type in a code (e.g., E-Z1GD41) and find answers quickly.

If you already have a confirmed user account, you can click on the code to instantly be enrolled and start learning.

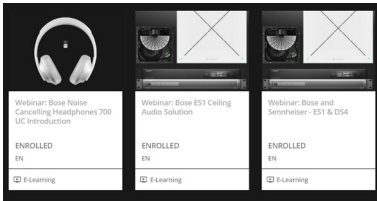


On Demand Title Recorded Webinars: Bose Loudspeakers

Description Watch our recorded webinars covering Bose loudspeaker technologies.

Tutorial

- [E-XVD59V](#) Webinar: ShowMatch line array technology explained
- [E-D195DV](#) Webinar: ArenaMatch Case Study - Allianz Stadium, Italy
- [E-KVO5Q1](#) Webinar: Bose Professional Product Family Overview - Loudspeakers
- [E-GVPQX1](#) Webinar: Loudspeaker Design with the Bose BMSD Tool
- [E-JOE5R1](#) Webinar: EdgeMax Design and Application Training
- [E-602240](#) Webinar: EdgeMax Sales Training



On Demand Title Recorded Webinars: Bose Professional Electronics

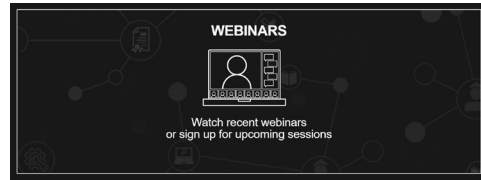
Description Watch our recorded webinars to learn more about Bose Professional electronics including power amplifiers, signal processors, controllers, and more!

Tutorial

- [E-P08MPO](#) Webinar: Bose Professional Product Family Overview - Electronics
- [E-GVZ6PV](#) Webinar: SoundComm B40 Headset Overview
- [E-E04L60](#) Webinar: Hands-on with the EX-1280C - How to Design a Conference Room




CURSOS EN ESPAÑOL



Estos cursos en línea se ofrecen en dos formatos diferentes:

Audio en español
Subtítulos en español o portugués

Para nuestros cursos con Audio en español, el entrenador habla español durante todo el curso. Para nuestros cursos con subtítulos en español y portugués, el capacitador habla inglés y usted puede activar los subtítulos en español o portugués en el reproductor de video.



On Demand Title General - Audio en español

Description Aprenda sobre Bose Professional y nuestro portafolio de productos


Tutorial [E-POW5W1](#) Electrónica Bose Professional- Visión General
[E-6VX8X1](#) Soluciones de Sonido Profesional Para Auditorios
[E-JOEMR1](#) Audio Instalado para aplicaciones Institucionales



On Demand Title Bose Work - Audio en español

Description Aprenda sobre soluciones de conferencia de Bose

Tutorial [E-6VX680](#) Bose Work, Conferencias Nítidas - Parte 1
[E-EQJ39V](#) Bose Work, Conferencias Nítidas - Parte 2



On Demand Title Portátil - Audio en español

Description Aprenda sobre productos portátiles PA de Bose

Tutorial [E-7VR4GV](#) Altavoces Portátiles Bose Professional

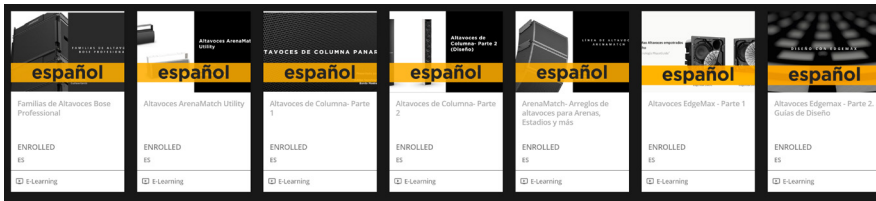
NOTES



Quick Tip

Use the search bar at the top of the learning center to type in a code (e.g., E-Z1GD41) and find answers quickly.

If you already have a confirmed user account, you can click on the code to instantly be enrolled and start learning.

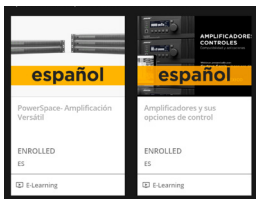


On Demand Title Altavoces – Audio en español

Description Aprenda información técnica sobre altavoces Bose Pro

Tutorial

- [E-EILDYO](#) Familias de Altavoces Bose Professional
- [E-5VNJGO](#) Altavoces ArenaMatch Utility
- [E-XVDDQV](#) Altavoces de Columna- Parte 1
- [E-G03P41](#) Altavoces de Columna- Parte 2
- [E-GVZYQ0](#) ArenaMatch- Arreglos de altavoces para Arenas, Estadios y más
- [E-GVZQGV](#) Altavoces EdgeMax - Parte 1
- [E-YVM371](#) Altavoces Edgemax - Parte 2. Guías de Diseño
- [E-YVMPJV](#) Sonido en Vivo con Showmatch
- [E-JOEMG1](#) La nueva cara de FreeSpace
- [E-6VX881](#) DesignMax- El mejor Sonido para tus aplicaciones Comerciales



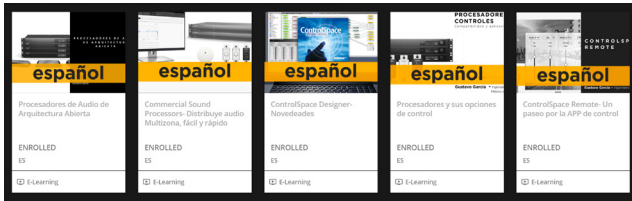
On Demand Title Amplificadores de potencia – Audio en español

Description Aprenda sobre amplificadores de Potencia de Bose Pro

Tutorial

- [E-D19XDO](#) PowerSpace - Amplificación Versátil
- [E-602L41](#) Amplificadores y sus opciones de control



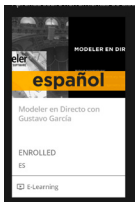


On Demand Title Procesadores y Controles- Audio en español

Description Aprenda información técnica sobre procesadores de señal digital y sistemas de control de Bose Pro

Tutorial

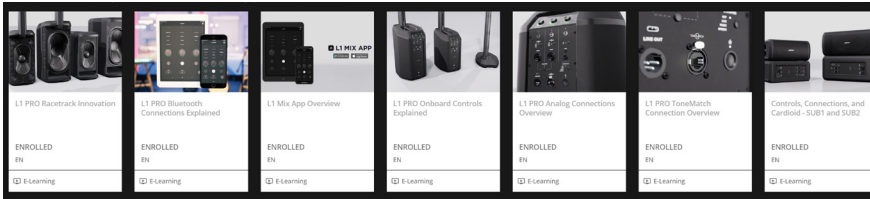
- [E-71KDKV](#) Procesadores de Audio de Arquitectura Abierta
- [E-E0J491](#) Commercial Sound Processors- Distribuye audio Multizona, fácil y rápido
- [E-D19X00](#) ControlSpace Designer- Novedades
- [E-KV08Q1](#) Procesadores y sus opciones de control
- [E-P085P0](#) ControlSpace Remote- Un paseo por la APP de control



On Demand Title Herramientas de Diseño- Audio en español

Description Aprenda sobre herramientas de diseño de Bose Pro como Modeler

Tutorial [E-GVPPXV](#) Modeler en Directo con Gustavo García

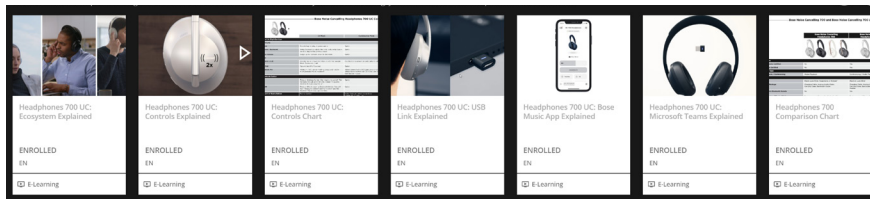


On Demand Title Serie L1 PRO: Entrenamiento Técnico

Description Estos tutoriales técnicos le enseñan sobre los sistemas de arreglo en línea portátiles L1 Pro y cómo usarlos.

Tutorial

- [E-E1LR9I](#) L1 PRO RaceTrack Innovation
- [E-Y1Q9J1](#) L1 PRO Bluetooth Connections Explained
- [E-71KRX0](#) L1 Mix App Overview
- [E-O06E50](#) L1 PRO Onboard Controls Explained
- [E-N059MV](#) L1 PRO Analog Connections Overview
- [E-Z1GR6V](#) L1 PRO ToneMatch Connection Overview
- [E-Q0790I](#) Controls, Connections, and Cardioid - SUB1 and SUB2
- [E-KVOZQ0](#) Cardioid Configuration - SUB1 and SUB2
- [E-POYZXV](#) L1 PRO SubMatch Connection Overview
- [E-POWZX0](#) SUB1 and SUB2 Speaker Pole Mount Accessory Explained



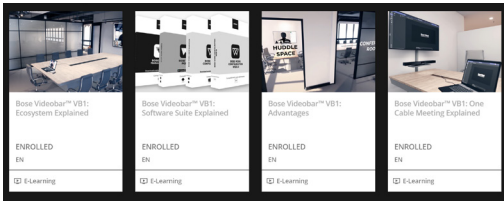
On Demand Title Audífonos 700 UC : Lo esencial del Ecosistema

Description Esta primera serie de tutoriales proporciona una descripción general sobre el ecosistema de hardware y software. Después de verlo, conocerá los elementos esenciales de los audífonos Bose 700 UC.

Tutorial

- [E-Z1GG6I](#) Headphones 700 UC: Ecosystem Explained
- [E-POY2X0](#) Headphones 700 UC: Controls Explained
- [E-71KEX1](#) Headphones 700 UC: Controls Chart
- [E-POW9X0](#) Headphones 700 UC: USB Link Explained
- [E-Q0760I](#) Headphones 700 UC: Bose Music App Explained
- [E-E1L290](#) Headphones 700 UC: Microsoft Teams Explained
- [E-7VR5X1](#) Headphones 700 Comparison Chart
- [E-E04060](#) Headphones 700 UC: How to Update the USB Link Module





On Demand Title Bose Videobar™ VB1: Fundamentos del Ecosistema

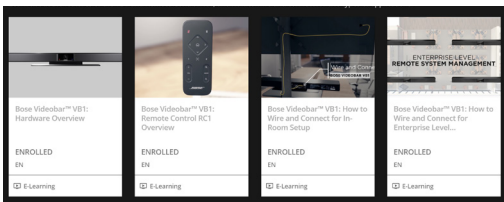
Description Esta serie de tutoriales proporciona una descripción general del hardware y software disponibles para la VB1.

Tutorial [E-7VRJ21](#) Bose Videobar™ VB1: Ecosystem Explained

[E-D19GOV](#) Bose Videobar™ VB1: Software Suite Explained

[E-71KONO](#) Bose Videobar™ VB1: Advantages

[E-XVDQ91](#) Bose Videobar™ VB1: One Cable Meeting Explained



On Demand Title Bose Videobar™ VB1: Fundamentos de Hardware

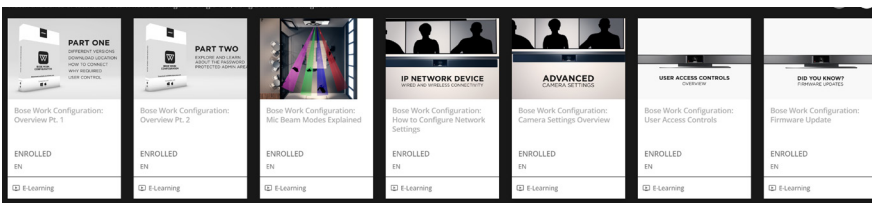
Description Conozca las características de la VB1 y el Control Remoto RC1, y cómo cablear y conectar para dos tipos de aplicaciones.

Tutorial [E-5VN62V](#) Bose Videobar™ VB1: Hardware Overview

[E-E1L8E0](#) Bose Videobar™ VB1: Remote Control RC1 Overview

[E-G03L6V](#) Bose Videobar™ VB1: How to Wire and Connect for In-Room Setup

[E-G03ORV](#) Bose Videobar™ VB1: How to Wire and Connect for Enterprise Level Management



On Demand Title Bose Work Configuration: Fundamentos de Software

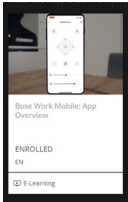
Description Observe esta serie de tutoriales para aprender a configurar una sola unidad de la VB1, utilizando Bose Work Configuration.

Tutorial [E-JOEZRO](#) Bose Work Configuration: Overview Pt. 1

[E-6VXKKO](#) Bose Work Configuration: Overview Pt. 2

[E-EOJZDV](#) Bose Work Configuration: Mic Beam Modes Explained

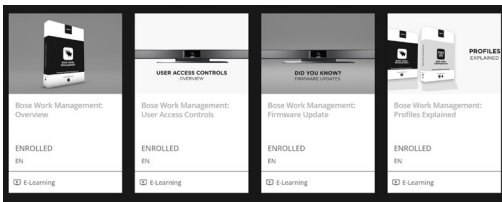
| | | |
|-----------------|--------------------------|---|
| Tutorial | E-D19G8V | Bose Work Configuration: How to Configure Network Settings |
| Tutorial | E-JOEZ90 | Bose Work Configuration: Camera Settings Overview |
| | E-602451 | Bose Work Configuration: User Access Controls |
| | E-E048PV | Bose Work Configuration: Firmware Update |
| | E-KVOKRO | Bose Work Configuration: Profiles Explained |



On Demand Title Bose Work Mobile: Fundamentos de Software

Description Mire este video para aprender cómo se usa Bose Work Mobile para el control por parte del usuario final.

Tutorial [E-P08QDV](#) Bose Work Mobile: App Overview



On Demand Title Bose Work Management: Fundamentos de Software

Description Vea esta serie de tutoriales para aprender a configurar múltiples dispositivos VBI a través de Bose Work Management.

| | | |
|-----------------|--------------------------|---|
| Tutorial | E-GVPE71 | Bose Work Management: Overview |
| | E-O06QKO | Bose Work Management: User Access Controls |
| | E-N055QO | Bose Work Management: Firmware Update |
| | E-Y1Q25V | Bose Work Management: Profiles Explained |



Q: Is there a cost for the courses?

A: No. Bose Professional is pleased to offer our courses free of charge.

Q: Why do I need to register for an account?

A: Our learning center is designed to allow you to take courses at your own pace. Many of the micro-tutorials contained within these courses are also a part of the Certification courses, and it is essential that your progress can be tracked so that you may earn AVIXA renewal units.

Q: Do your courses provide AVIXA renewal units?

A: Yes, many of our certificate courses offer AVIXA renewal units that are awarded upon completing the course requirements.

Q: Does the two ControlSpace online certification courses share any tutorials?

A: Yes, there are tutorials that are relevant for conferencing and install. They are provided in both.

Q: If I decide to enroll in both ControlSpace online certification, do I have to complete the shared tutorials again?

A: No, a shared tutorial will be marked as completed when you enroll into the second course. You would not be expected to complete the same course twice.

Q: Can I start a course and come back later to complete?

A: Yes. You may complete any course at your own pace. Your progress is automatically tracked, so that the next time you sign in, you can pick up from where you left off. We recommend that you complete the tutorials in the order, but you are not restricted by any prerequisites.

Q: What are the online quizzes or exams like?

A: We wanted to make it easy to retain the information. They are broken into micro-quizzes made up of multiple choice questions. You will watch or read a couple tutorials and take a short multiple choice quiz. Once completed, you advance onto the next section and take another short quiz and so on.

Q: How do I receive my certificate after passing the quizzes?

A: You will be automatically provided certificates in an electronic format that can be easily printed. It will be offered at the end of each certification course completion. Your certificates will be stored in the system under your profile account.

Q: Who do I contact for other questions?

A: Bose provides a group email that is distributed to our US development trainers. The email is **boseproeducation@bose.com**. You will be contacted within one business day during normal operating hours.

NOTES



BOSE

PROFESSIONAL

PROEDU.BOSE.COM