

Roofing

Guide



TILES & SLATE
5-22

PITCHED ROOFING
23-53

FLAT ROOFING
55-62

**INDUSTRIAL
ROOFING**
63-66

**POLYCARBONATE
& PVC SHEETS**
67-77

CLADDING
79-86

GUTTERING
87-91

INSULATION
93-95

**TIMBER & SHEET
MATERIALS**
97-100

**TOOLS &
TOOL HIRE**
101-111

**WE'VE
GOT IT**
in stock or
next day

Roofing Guide

When it comes to roofing products, we're on top...

At Travis Perkins, we pride ourselves on having the products you need for your roofing project available when you need them. With an extensive range in stock and an extended range available within 24 hours, you can trust our in branch experts to source the products you need at great trade prices.

Contact your local branch to find out more about our roofing range and to place an order today.

To find your local branch, see page 113



Our People

Like an extension of your business, our knowledgeable team are here to help you.



Our Products

In stock, online, on site; all the top quality timber, building materials & tool hire you need.



Our Prices

Consistent & fair prices, everyday.



Contents

TILES & SLATE

5

Concrete Tiles 7

Clay Tiles 15

Slate 19

PITCHED ROOFING

23

Breather Membrane 26

Pitched Roof Accessories 27

Lead and Accessories 30

Shingles 32

Roof Windows 34

Ventilation 48

Valleys 50

Chimneys & Cowsls 51

Hard Metals 53

FLAT ROOFING

55

Torch On Felt 56

Traditional Felt 56

Liquids & Solutions 58

GRP Roofing 60

EPDM Roofing 61

Green Roofs & Accessories 62

INDUSTRIAL ROOFING

63

Steel Roofing Sheets 64

Fibreglass Sheets 66

Fibre Cement Sheets 66

POLYCARBONATE & PVC SHEETS

67

Glazing Sheets 68

PVC Corrugated Sheets 74

Bitumen Corrugated Sheets 75

Glazing Bars & Accessories 76

CLADDING

79

Cedral Weatherboard 80

UPVC Roofline 82

GUTTERING

87

PVC Guttering 88

Aluminium Guttering 90

Cast Iron Guttering 90

Steel Guttering 90

INSULATION

93

Pitched Roof 94

Glass Fibre 94

Flat Roof 95

TIMBER & SHEET MATERIALS

97

Batten 98

Plywood & OSB 98

Trusses 99

TOOLS & TOOL HIRE

101

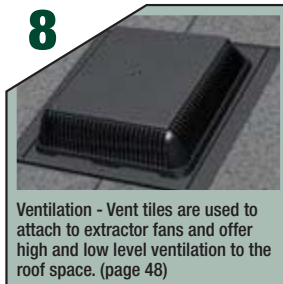

Hand Tools 102

Tool Hire 104

A core range of roofing products are stocked at every Travis Perkins branch. Wherever you see this symbol ✓ this product is either in stock or available on a short lead time.

Completing your pitched roof

Whether you're building a pitched roof from scratch or renovating an existing one, Travis Perkins keep all of the products you need.



Tiles & Slate

Concrete Tiles	7
Clay Tiles	15
Slate	19



Tile Colour Charts



02 Brown




03 Antique Red



12 Cotswold




30 Slate Grey



34 Terracotta



36 Tudor Brown



39 Farmhouse Red



52 Breckland Brown



53 Breckland Black



78 Rustic Red



Smooth Grey



Natural Red




Dark Red



Antique Brown




Smooth Brown



Old English Dark Red



Mosborough Red



Greystone (Gran)



Anthracite




Rustic



Dark Grey



Brown



Terracotta Red



Dark Heather



Antique No.2



Mottled Red



Cornish Grey



Brindle



Sandown



Cambrian

Cambrian Slates embody the beauty and character of natural slate. Made in Wales from over 60% recycled Welsh slate, Cambrian tops the range in both looks and performance and has a proven track record even on pitches as low as 15°. Whilst light in weight, Cambrian's unique three point fixing makes it suitable for even the most exposed sites.

COLOUR	CODE	COLOUR	CODE
28 Heather	959058	30 Slate Grey	872308
29 Langdale Green	959056	31 Pre Weathered Slate Grey	959060



Mini Stonewold

A flat concrete slate which can be laid at pitches as low as 17.5°, for new build or re-roofing applications. Our most economical concrete slate with interlocking edges for simple construction. The MockBond variant has a dummy bond line down its centre line. This creates the impression of two small slates or tiles.

COLOUR	CODE	COLOUR	CODE
30 Slate Grey	870471	52 Breckland Brown	899150
34 Terracotta	917460	53 Breckland Black	959161
36 Tudor Brown	870473	63 Black	864935
39 Farmhouse Red	870472	77 Charcoal Grey	912338



Double Roman

A classic interlocking concrete tile with a distinctive Roman profile, boasting a gentle roll and subtle pans. It is available in a wide range of colours to blend harmoniously with any environment and is compatible with a wide range of fittings and accessories.

COLOUR	CODE	COLOUR	CODE
02 Brown (Granular)	701264	36 Tudor Brown	793761
03 Antique Red (Granular)	885628	39 Farmhouse Red	793762
12 Cotswold	917692	52 Breckland Brown	917746
30 Slate Grey	883929	53 Breckland Black	917713
34 Terracotta	917731	78 Rustic Red	912335



Grovebury

A double pantile shape is quicker and easier to lay than a single pantile design. However, our Grovebury concrete interlocking tile still retains the traditional, gentle flowing lines of a classic pantile to blend easily and harmoniously into any environment.

COLOUR	CODE	COLOUR	CODE
02 Brown (Granular)	701111	39 Farmhouse Red	883928
03 Antique Red (Granular)	885630	52 Breckland Brown	917899
30 Slate Grey	793744	53 Breckland Black	917901
34 Terracotta	917913	77 Charcoal Grey	959172
36 Tudor Brown	883926	78 Rustic Red	765103

For Pitched Roof Accessories,
see page 27



Regent

Traditionally shaped, this concrete tile provides a striking, bold effect that can be laid as low as 12.5°. Manufactured with a choice of through coloured or granular finishes to easily blend into both historical and modern environments.

COLOUR	CODE	COLOUR	CODE
02 Brown (Granular)	701116	39 Farmhouse Red	793768
03 Antique Red (Granular)	959921	52 Breckland Brown	917346
30 Slate Grey	793765	53 Breckland Black	959175
34 Terracotta	917335	78 Rustic Red	959173
36 Tudor Brown	917340		



49

A visually appealing, small interlocking cambered tile that has defined the roofscapes of London and the South East for more than 50 years. This tile has recently been improved and with its ease of installation is a major benefit in domestic new build or re-roofing applications. Available in a range of attractive colours.

COLOUR	CODE	COLOUR	CODE
02 Brown (Granular)	700604	36 Tudor Brown	793740
03 Ant Red (Granular)	793735	39 Farmhouse Red	793741
30 Slate Grey	793737	52 Breckland Brown	917653
34 Terracotta	793739	78 Rustic Red	959329



Renown

A neat low-profile tile that comes in a variety of through coloured and granular faced finishes. Designed to blend unobtrusively into any environment with a more edged profile. Easy to cut and fix.

COLOUR	CODE	COLOUR	CODE
02 Brown (Granular)	701210	34 Terracotta	917300
03 Antique Red (Granular)	885629	36 Tudor Brown	793755
12 Cotswold	956770	39 Farmhouse Red	793756
30 Slate Grey	793753	52 Breckland Brown	917414



Fenland

The classic single pantile shape in a modern interlocking concrete format that guarantees robust, weathertight performance in all conditions. Fenland Pantile is a natural successor to the distinctive clay pantiles that characterise so much of the South East and East Anglia and is available in a range of subtle through coloured finishes.

COLOUR	CODE	COLOUR	CODE
30 Slate Grey	545569	52 Breckland Brown	545571
34 Terracotta	157431	53 Breckland Black	933709
36 Tudor Brown	739638	63 Black	157433
39 Farmhouse Red	739639		



Plain Tile / Eave Tile / T/Half

A cross-cambered concrete plain tile of traditional appearance, designed to be easy to fix. Available in a wide range of natural colours to offer a variety of design options.

COLOUR	TILE	EAVE	T/HALF	COLOUR	TILE	EAVE	T/HALF
02 Brown (Granular)	700633	918455	700617	36 Tudor Brown	793773	918489	793849
03 Antique Red (Granular)	885636	918457	885634	39 Farmhouse Red	793774	918492	793850
12 Cotswold (Granular)	845582	918474	845586	52 Breckland Brown	917216	918498	918442
18 Hedgerow Brown (Granular)	959579	959580	765193	53 Breckland Black	765511	959581	959263
27 Natural Red (Sanded)	765507	959578	765192	63 Black	118946	118948	118947
30 Slate Grey	793771	918481	793847	77 Charcoal Grey	765508	765509	959262
34 Terracotta	793772	918484	918440	78 Rustic Red	917240	918512	918450



Duo Plain

DuoPlain combines the classic proportions and good looks of traditional plain tiles with all the time and cost-saving benefits of a modern, large-format interlocking tile.

COLOUR	CODE	COLOUR	CODE
11 Tuscan Red	765188	25 Rustic Black	765190
38 Flame Red	959258	77 Charcoal Grey	959260
40 Rustic Brown	959259	78 Rustic Red	765191



Heathland Plain

With decorative effects being incorporated more frequently into roof designs, we are the only company to offer ornamental plain tiles with a guaranteed performance in all weathers to 40° pitch. Following extensive testing at our wind tunnel facility, the guarantee is offered across all our plain tile ranges.

COLOUR	CODE	COLOUR	CODE
20 Manor House Mix	959482	25 Ember	765411
22 Wealden Red	959334	26 Elizabethan	959477
23 Autumn	959480		



Landmark Double Pantile

Designed to complement the warmth and character of the British built environment, the Landmark Double Pantile offers traditional appeal both in colour and profile, with a rounded leading edge enhancing its classic good looks. The Landmark Double Pantile is offered in two heritage colours, Terracotta Brindle and Brown Brindle, and a comprehensive range of matching fittings and accessories.

COLOUR	CODE	COLOUR	CODE
43 Terracotta Brindle	972401	44 Brown Brindle	972409



Landmark Double Roman

Landmark Double Roman tiles combine our special long-lasting Landmark surface finish with the popular Double Roman profile. Available in two authentic clay colours, they are ideal for maintaining the look of a traditional Double Roman roof at a considerable saving over new or reclaimed clay.

COLOUR	CODE	COLOUR	CODE
43 Terracotta Brindle	765044	44 Brown Brindle	959114



Landmark 10 Slate

Replacing our iconic range of thin leading edge slates was never going to be easy, the Richmond, Saxon and Landmark Slates were the first of a new breed of concrete slates when Richmond was launched 25 years ago

COLOUR	CODE
47 Brecon Grey	959078



Saxon 10 Slate

Replacing our iconic range of thin leading edge slates was never going to be easy, the Richmond, Saxon and Landmark Slates were the first of a new breed of concrete slates when Richmond was launched 25 years ago.

COLOUR	CODE	COLOUR	CODE
63 Black	959106	64 Blue	765037



Stonewold MK2


The original flat-profile concrete slate with interlocking edges that make the roof easy to build even at pitches as low as 17.5°. It provides a cost-effective slated roof effect.

COLOUR	CODE	COLOUR	CODE
30 Slate Grey	701088	36 Tudor Brown	917439
34 Terracotta	793747		

Half Round Ridges

Ridge, Hips, Bonnets and Valleys are available in concrete and clay. All concrete plain tile colours are available.

COLOUR	CODE	COLOUR	CODE
02 Brown (Granular)	700627	34 Terracotta	793778
03 Antique Red (Granular)	964754	36 Tudor Brown	793779
12 Cotswold (Granular)	845597	78 Rustic Red	918205
30 Slate Grey	793777		



For
Timber
Batten
see page 98



Edgemere

A clean and precise slate-like appearance is enhanced by the thin leading edge and the broken-bond laying technique.

COLOUR	CODE	COLOUR	CODE
Smooth Grey	522161	Old English Dark Red	766783
Smooth Brown	773807		



Modern

A flat, smooth, single-lap interlocking design, whose appearance is enhanced by the required broken bond laying pattern.

COLOUR	CODE	COLOUR	CODE
Anthracite	533920	Smooth Brown	817183
Smooth Grey	808925	Old English Dark Red	849084
Antique Brown (Gran)	864719	Mosborough Red	917463



Double Roman

A 2000 year old profile with precision-engineered functionality.

COLOUR	CODE	COLOUR	CODE
Smooth Grey	817181	Smooth Brown	849087
Dark Red (Gran)	808939	Old English Dark Red	849086
Antique Brown (Gran)	808940	Mosborough Red	917356
Greystone (Gran)	864721		



Mendip

A double pantile design with elegant flowing lines, providing instant visual appeal.


COLOUR	CODE	COLOUR	CODE
Smooth Grey	864730	Smooth Brown	870961
Dark Red (Gran)	917427	Old English Dark Red	817212
Antique Brown (Gran)	864728	Mosborough Red	917434



Ludlow Plus

Ideal for refurbishment applications, where its smaller format reduces wastage.

COLOUR	CODE	COLOUR	CODE
Smooth Grey	817218	Smooth Brown	864725
Dark Red (Gran)	817217	Old English Dark Red	864726
Antique Brown (Gran)	817216	Greystone (Gran)	863628



Ludlow Major

Simple, strong lines exploit the interplay between light and shade.

COLOUR	CODE	COLOUR	CODE
Smooth Grey	817204	Old English Dark Red	849082
Dark Red (Gran)	797155	Mosborough Red	917384
Antique Brown (Gran)	797153	Greystone (Gran)	864638
Smooth Brown	817205		



Anglia

A single-lap interlocking concrete tile with the classic clay pantile profile and a bullnosed leading edge design.

COLOUR	CODE	COLOUR	CODE
Smooth Grey	693566	Old English Dark Red	693564
Antique Brown (Gran)	693562		



Plain Tile / Eave Tile / T/Half

The authentic cross camber design of the Marley Eternit concrete plain tile gives it a look to match its outstanding versatility.

COLOUR	TILE	EAVE	T/HALF	COLOUR	TILE	EAVE	T/HALF
Smooth Grey	864761	864765	864770	Old English Dark Red	817209	817185	817186
Dark Red (Gran)	797151	797160	797164	Mosborough Red	917545	917635	917269
Antique Brown (Gran)	797149	797158	797161	Greystone (Gran)	864763	864769	864773
Smooth Brown	864762	864767	864771	Anthracite	686593	686594	686595



Ashmore

A single lap, interlocking double plain tile, with the engineered precision and ease of installation of an interlocking tile.

COLOUR	CODE	COLOUR	CODE
Smooth Grey	336669	Old English Dark Red	336668
Smooth Brown	766774		



Wessex

Designed to shed water efficiently at pitches down to 15°, the Wessex has clean, simple lines with a pleasing minimalist style.

COLOUR	CODE	COLOUR	CODE
Smooth Grey	864835	Smooth Brown	864836



Eco Logic Ludlow Major


This unique EcoLogic coating applied to the Ludlow Major tile, removes nitrogen oxides and other pollutants from the atmosphere. The tile also includes much higher levels of recycled content.

COLOUR	CODE
Nimbus Grey	431581

Segmental Ridges

Ridge, Hips, Bonnets and Valleys are available in concrete and clay. All concrete plain tile colours are available.


COLOUR	CODE	COLOUR	CODE
Smooth Grey	817188	Old English Dark Red	817193
Dark Red (Granular)	797167	Greystone (Granular)	864694
Antique Brown (Granular)	797165	Anthracite	918760
Smooth Brown	817189		



Calderdale/Dual Calderdale

A cost-effective concrete tile that gives a slate-like appearance with all the benefits of modern interlocking tile design.

COLOUR	CODE	COLOUR	CODE
Rustic	314173	Terracotta Red	917627
Dark Grey	826541	Light Grey	917620
Brown	314168		



Double Roman

An interlocking concrete Double Roman tile, and one of the most economical forms of roof tiling. Available in a choice of 7 colours and 2 textures, suitable for roof pitches down to 17.5°.

COLOUR	CODE	COLOUR	CODE
Rustic	918001	Dark Heather	314700
Dark Grey	509885	Ant No.2	918007
Brown	917993	Mottled Red	826533
Terracotta Red	917996	Cornish Grey	509869



Double Pantile

An interlocking double-unit pantile, one of the most popular and economical roof coverings available. The Double Pantile can perform down to pitches as low as 15°. Like all Sandtoft concrete tiles it is produced to a level of quality and consistency that is unmatched in the industry.


COLOUR	CODE	COLOUR	CODE
Rustic	917930	Dark Heather	314417
Dark Grey	509882	Ant No.2	917934
Brown	509884	Mottled Red	826539
Terracotta Red	917925		



Standard Pattern

Easy to install and highly durable, this tile is ideal for re-roofing. Commonly referred to as the 15" x 9", this tile is suitable for roof pitches down to 17.5°.

COLOUR	CODE	COLOUR	CODE
Rustic	270916	Ant No.2	918368
Dark Grey	315201	Mottled Red	918372
Brown	918358	Cornish Grey	918378
Terracotta Red	918359		



Lindum

An interlocking concrete tile that provides a classic low profile roof. Available in a choice of 7 colours and 2 textures, suitable for roof pitches down to 22.5°.

COLOUR	CODE	COLOUR	CODE
Rustic	314958	Terracotta Red	314956
Dark Grey	315004	Ant No.2	918066
Brown	918060	Mottled Red	918072



Shire Pantile

An interlocking concrete pantile that offers the look of a traditional pantile: available in a choice of 5 standard and 2 sandfaced finishes, suitable for roof pitches down to 22.5° (30° for sandfaced).

COLOUR	CODE	COLOUR	CODE
Rustic	917516	Ant No.2	315160
Dark Grey	315169	Mottled Red	703300
Brown	917487	Charcoal	897379
Terracotta Red	917501		



Plain Tile / Eave Tile / T/Half


This versatile, cross-cambered concrete tile is an alternative to the traditional clay plain tile, and is perfect for complex detailing and curved roofing. Available in a choice of 2 textures and 9 colours, the plain tile is suitable for roof pitches down to 35° and for vertical cladding applications.

COLOUR	TILE	EAVE	T/HALF	COLOUR	TILE	EAVE	T/HALF
Rustic	918088	918677	918731	Ant No.2	918095	918669	918718
Dark Grey	654052	654053	654054	Mottled Red	918101	315208	315235
Brown	918102	918666	918715	Cornish Grey	315205	315210	703373
Terracotta Red	918090	703351	315266	Brindle	826543	315211	315236
Dark Heather	315207	315219	315268	Sandown	315206	897418	315256

Segmental Ridges

Ridge, Hips, Bonnets and Valleys are available in concrete and clay. All concrete plain tile colours are available.

COLOUR	CODE	COLOUR	CODE
Rustic	918333	Mottled Red	918320
Dark Grey	509875	Cornish Grey	509873
Brown	918329	Brindle	706517
Terracotta Red	918330	Sandown	512464
Dark Heather	706543	Charcoal	900628
Ant No.2	918318		



For
Timber
Batten
see page 98



Rosemary Clay Classic Plain Tile

The Rosemary name is synonymous with clay plain tiles, adding distinction and character to pitched roofs for over 175 years. Produced from the finest clays, Rosemary is offered in a range of weathered, brindled and single colours that create striking and attractive roofs.

COLOUR	TILE	EAVE	T/HALF	COLOUR	TILE	EAVE	T/HALF
80 Red	862559	880141	862560	91 Burnt Blend	765262	959332	765035
81 Light Mixed Brindle	747064	747066	747070	92 County Blend	959331	765263	959105
82 Medium Mixed Brindle	747063	747065	747069	94 Russet Mix	959479	765410	765072
83 Heather Brindle	765197	739641	157434	95 Dark Antique	765198	959268	765008
87 Blue Brindle	959333	765264	765043				



Rosemary Clay Craftsman Plain Tile

Redland introduces the latest in its range of Great British Rosemary clay tiles, the Rosemary Craftsman. A unique manufacturing process on a bespoke production line enables these tiles to be produced with a heritage look while maintaining all the attributes and strength of a brand new tile.

COLOUR	TILE	EAVE	T/HALF	COLOUR	TILE	EAVE	T/HALF
84 Hawkhurst	765255	765256	765014	85 Albury	959325	959326	765015



Fontenelle Plain Tile

The trend towards plain tile appearance roofs has extended in recent times to clay tiles. In recognition of this, we have launched Fontenelle tile, a clay interlocking plain tile appearance tile.


COLOUR	CODE	COLOUR	CODE
79 Black	765106	82 Brindle	959230
80 Red	765161		



Old Hollow

Old Hollow Clay Pantiles combine the character of a natural clay tile with the performance of a modern interlocking tile, to produce a striking and attractive roof. Precision manufactured using the latest in clay technology, Old Hollow is available in two colours, Vintage Blue and Vintage Red.

COLOUR	CODE	COLOUR	CODE
80 Vintage Red	234261	60 Vintage Blue	234300



Postel Clay Pantile

The Postel clay tile is new to our range of tiles. It originates from the Courtrai tile, which was imported into the UK from Belgium between the world wars due to a lack of indigenous supply at the time.

COLOUR	CODE
82 Brindle	959261



Cathedral Clay Pantile

Cathedral Clay Pantiles combine the character of a natural clay tile with the performance of a modern interlocking tile, to produce a striking and attractive roof. Precision manufactured using the latest in clay technology, Cathedral is available in two rich colours, Terracotta and Brindle, that will mellow with age.

COLOUR	CODE	COLOUR	CODE
80 Terracotta	959119	82 Brindle	959112



Ashdowne Handcrafted Plain Tile

Handcrafted clay plain tiles offer a warm, mellow appearance, with a granular texture and slight random irregularities that make each tile unique.


COLOUR	TILE	EAVE	T/HALF	COLOUR	TILE	EAVE	T/HALF
Aylesham Mix	913206	525040	330982	Ashurst	719075	719073	719074



Hawkins Plain Tile

Single cambered (longitudinal), machine made clay tile, manufactured for over 150 years. This heritage, combined with modern firing techniques, gives a unique colour range.

COLOUR	TILE	EAVE	T/HALF	COLOUR	TILE	EAVE	T/HALF
Dark Heather	686602	686603	686605	Fired Sienna	525111	331029	331030
Blue Smooth	747043	747044	747057	Staffordshire Mixture	884904	884906	884905
Staffordshire Blue	959441	552432	552431				



Acme Double Camber Plain Tile

Natural clay, machine made clay plain tiles with longitudinal and latitudinal camber are able to create highly textured roofscapes with accentuated light and shade.

COLOUR	TILE	EAVE	T/HALF	COLOUR	TILE	EAVE	T/HALF
Smooth Brindle	621858	331056	525127	Burnt Flame	621840	621842	621841
Antique	913277	525136	331068	Dark Brindle	621849	621851	621850



Acme Single Camber Plain Tile

Natural clay, machine made, single cambered (longitudinal) plain tiles, offering crisp, contemporary lines and the warmth and character of clay at an affordable price.

COLOUR	TILE	EAVE	T/HALF	COLOUR	TILE	EAVE	T/HALF
Red Sandfaced	331094	137006	913284	Heather Sandfaced	829028	829033	829036
Red Smooth	890318	890323	890321	Farmhouse Brown Sandfaced	691195	691197	691199
Century	890319	890325	890322	Heather Blend	137096	331097	137038
Mixed Brindle	788305	594237	788306				



Maxima

A clay interlocking double roman tile suitable for roof pitches down to 17.5° with an easy-to-lay open gauge.

COLOUR	CODE
Natural Red	484420



Melodie

An interlocking single clay pantile with an easy to lay flexible gauge, which is suitable for roof pitches as low as 12.5°.

COLOUR	CODE
Natural Red	290352



20/20

The 20/20 is a New Generation clay tile that makes a clay plain tile roof more affordable through an innovative design that will reduce labour and material costs, and cut completion times.


COLOUR	CODE	COLOUR	CODE
Natural Red	747074	Tuscan	747073
Flanders	747072	Antique Slate	747071



Goxhill Handmade Plain Tile

One of the finest and most distinctive traditional roof coverings available, the cross cambered Goxhill handmade clay plain tile gives a rich textured roof guaranteed to withstand the British climate.

COLOUR	TILE	EAVE	T/HALF	COLOUR	TILE	EAVE	T/HALF
Dark Red	506049	506197	506346	Autumn Brown	506041	506174	506229
Dark Chestnut	506158	506201	506369				



Barrow/Alban Plain Tile

A handcrafted clay plain tile with a lightly sanded finish. Each tile has a subtle form which creates the appearance of a traditional, aged roof with character. Has a cross camber.


COLOUR	TILE	EAVE	T/HALF	COLOUR	TILE	EAVE	T/HALF
Bay Brown	699153	699211	699231	Light Rusper	893248	699226	699267
Dark Rusper	311032	699215	311100	Red Basalt	699209	699227	699269
Burnt Oak	699174	893289	699247				



Humber Plain Tile

A traditional, cross-cambered, machine-made clay plain tile available in a choice of five colours. Gives complete design flexibility and is perfect for adding character to both roofs and walls (in the form of vertical cladding).

COLOUR	TILE	EAVE	T/HALF	COLOUR	TILE	EAVE	T/HALF
Natural Red	309675	697834	891922	Tuscan	697833	309712	891941
Flanders	309682	697837	309718	Antique Slate	309684	309707	897871



Olympus

The Olympus makes the natural beauty and colour permanence of clay more affordable. Olympus is a New Generation clay tile developed by Sandtoft to provide all the benefits of a natural clay roof at an affordable price thanks to its innovative design and large format size.

COLOUR	CODE	COLOUR	CODE
Natural Red	798693	Tuscan	307764
Flanders	501801		



Cassius

Designed in collaboration with the UK's leading contractors and following four years of research and development, Cassius dramatically cuts the cost of a natural roof.

COLOUR	CODE	COLOUR	CODE
Tuscan	307557	Antique Slate	307544



Rivius

Introducing Rivius, the newest product in Sandtoft's slate range, it features a riven surface and dressed edges to give it an authentic, natural slate appearance. Made from natural alluvial clay with a tough ceramic finish this unique slate alternative looks like a slate, is natural like slate and yet can be installed for half the price.

COLOUR	CODE
Antique Slate	307668



Arcadia

Another exciting development from Sandtoft, Arcadia is a new pantile which has all the charm and colour of an aged, reclaimed product.

COLOUR	CODE
Reclaimed	358567



Old English

A traditional English pantile offering beauty by design. This classic shape, with its carefully proportioned profile, creates a long-lasting and beautiful roof. Available in a choice of three colours.

COLOUR	CODE	COLOUR	CODE
Natural Red	918444	Antique Slate	918446
Flanders	358560		



Neo

The Neo Pantile - a new generation clay pantile that offers the fixing and associated cost advantages of a concrete tile, with the kerb appeal and character of natural clay.

COLOUR	CODE	COLOUR	CODE
Natural Red	309376	Tuscan	891627
Flanders	891614	Antique Slate	891624



County

The County pantile combines the aesthetics of a traditional pantile with modern interlocking tile design. With its double interlocks for improved performance the County is suitable for roofs with pitches as low as 22.5° and comes with a complete range of dry fix and ventilated roofing systems.

COLOUR	CODE	COLOUR	CODE
Natural Red	752539	Tuscan	309180
Flanders	358552	Antique Slate	723717

Slate

Natural & Artificial



Spanish Slate

Beautiful natural Spanish slate of the highest quality. Requires minimal sorting. Easy to use. A1 S1 T1.

NAME	COLOUR	CODE	NAME	COLOUR	CODE
Samaca Q53 Primera 5mm Slate 500 x 250mm	Blue/Grey	763807	Lugo Primed Slate 400 x 200	Grey/Green	940865
Samaca Q53 Primera 5mm Slate 500 x 375mm	Blue/Grey	957879	Lugo Primed Slate 400 x 300	Grey/Green	940866
Samaca Q53 Primera 7mm Slate 500 x 250mm	Blue/Grey	957883	Lugo Primed Slate 500 x 250	Grey/Green	944710
Samaca Q53 Primera 7mm Slate 500 x 375mm	Blue/Grey	763818	Lugo Primed Slate 500 x 375	Grey/Green	750642
			Estillo 5 Prime Slate Blue/Grey 500 x 250mm		763823
			Estillo 5 Prime Slate Blue/Grey 500 x 375mm		763824



Brazillian Slate

Elterdale® Grey Green offers the benefit of a high quality, very consistent, readily available sedimentary stone whilst being extremely good value for money.

NAME	CODE	NAME	CODE
Elterdale 5mm Prehold Grey/Green 500 x 250mm	957894	Westland Graphite 500 x 375mm	312431
Slate & Half	763825	Westland Graphite 400 x 200mm	312433
Elterdale 7mm Prehold Grey/Green 500 x 250mm	957895	Westland Graphite 400 x 300mm	312432
Slate & Half	763826	Westland Grey Green 500 x 250mm	312424
Westland Graphite 600 x 300mm	312428	Westland Grey Green 500 x 375mm	312425
Westland Graphite 600 x 450mm	312429	Westland Grey Green 400 x 200mm	312427
Westland Graphite 500 x 250mm	312430	Westland Grey Green 400 x 300mm	312426

Natural & Artificial Slate



Scottish Slate

A good value natural slate. Combining affordability with quality. Easy to use. A1 S1 T1.

NAME	CODE	NAME	CODE
Standard Scottish Slate 400 x 225	159474	Samaca 53 Scotia Heavy Slate 400 x 250 7-9mm Blank	773470
Standard Scottish Slate & Half 400 X 338	741682	Samaca 53 Scotia Heavy 400 x 250 7-9mm PR/H 76	773471
Samaca 53 Scotia Heavy Slate 400 x 200 7-9mm Blank	773459	Samaca 53 Scotia Heavy 400 x 370 Slate & Half 7-9mm	773472
Samaca 53 Scotia Heavy Slate 400 x 200 7-9MM PR/H 75mm	773460	Samaca 53 Scotia Heavy 350 x 200 Slate 7-9mm Blank	773473
Samaca 53 Scotia Heavy Slate 400 x 300 Slate & Half 7-9mm	773465	Samaca 53 Scotia Heavy 350 x 200 7-9mm Pre-Holed 75mm	773474
Samaca 53 Scotia Heavy Slate 400 x 220 7-9MM Blank	773466	Samaca 53 Scotia Heavy 350 x 300 Slate & Half 7-9mm	773475
Samaca 53 Scotia Heavy Slate 400 x 220 7-9MM PR/H 75mm	773467		
Samaca 53 Scotia Heavy Slate 400 x 330 Slate & Half 7-9mm	773469		



Cambrian

Cambrian Slates embody the beauty and character of natural slate. Made in Wales from over 60% recycled Welsh slate, Cambrian tops the range in both looks and performance and has a proven track record even on pitches as low as 15°. Whilst light in weight, Cambrian's unique three point fixing makes it suitable for even the most exposed sites.

NAME	CODE	NAME	CODE
28 Heather	959058	30 Slate Grey	872308
29 Langdale Green	959056	31 Pre Weathered Slate Grey	959060



Britlock

A lightweight, fully interlocking slate with a thin leading edge made from 80% recycled slate. BritLock's single lap design and covering capacity of 11.7m² offers savings through faster, easier fixing, reduced roof loadings and fewer tiles required per m².

NAME	CODE	NAME	CODE
Graphite	936478	Lakeland Green	513103



Thrutone

A smooth surface and square cut edges give a low profile slate at an economical price with a minimum pitch of 15°. Other colours available Heather, Russet, Stone Green, Terracotta, Turf Brown.

COLOUR	SIZE	CODE	COLOUR	SIZE	CODE
Blue Black	600 x 300	918758	Blue Black	600 x 600	918740



Rivendale

A finely detailed surface and dressed edges that together reproduce the attractive appearance of natural slate.


COLOUR	SIZE	CODE	COLOUR	SIZE	CODE
Blue Black	600 x 300	918353	Blue Black	600 x 600	918380



Birkdale

A smooth surface and dressed edges offer a traditional and pleasing look using nail and rivet fixing down to 20°. Other colours available.


COLOUR	SIZE	CODE	COLOUR	SIZE	CODE
Blue Black	600 x 300	102252	Blue Black	600 x 600	296321



Garsdale

A detailed surface and square edge that closely resembles natural slate, but is easier and faster to install.

COLOUR	SIZE	CODE	COLOUR	SIZE	CODE
Blue Black	600 x 300	781503	Blue Black	600 x 600	885647



Jutland

Jutland is an attractive flat, square edged fibre cement slate that is manufactured to the highest European standards. Jutland slates are lightweight, pre-holed, suitable for all types of projects, easy to handle and install, durable and an economic alternative to natural roofing materials.

COLOUR	SIZE	CODE	COLOUR	SIZE	CODE
Blue Black	600 x 300	864654	Graphite	600 x 300	318978
Blue Black	600 x 600	864655	Graphite	600 x 600	318979



Westerland

Westerland slate has an appearance very close to that of natural slate. Its attractive riven surface and natural dressed edges make it an ideal solution for situations where a traditional appearance is important.

COLOUR	SIZE	CODE	COLOUR	SIZE	CODE
Blue Black	600 x 300	865824	Graphite	600 x 300	318980
Blue Black	600 x 600	865825	Graphite	600 x 600	318981



Zeeland

Zeeland slates have an appearance close to that of sawn edge natural slate. Their attractive riven surface and clean square edges make them an ideal solution for situations where presentation is important.

COLOUR	SIZE	CODE
Blue Black	600 x 300	866037



Moorland

Moorland slates have an appearance close to that of natural slate. Their smooth surface and authentic dressed edges lend themselves to all manner of prestigious applications.

COLOUR	SIZE	CODE	COLOUR	SIZE	CODE
Blue Black	600 x 300	318966	Blue Black	600 x 600	318967



*Manufacturers of the finest Staffordshire
clay roof tiles since 1805.*


*Beautiful natural clay colours from
brindles and blues to browns and reds.
Now in 3 distinct ranges*



Machine made staffs blue smooth



New rustic country brown




Classic handformed purple brown


Traditional single camber
machine made clay tiles
sand or smoothfaced

New Rustic range combines the
benefits of a Dreadnought machine
made tile with a more rustic look

Classic Handformed clay tiles,
their variation in texture & shape
add character & charm



Heritage Service Need to replace damaged
ornamental finials or ridges?
We make a wide range of roofing
components and for bespoke specials
we can create a like for like
replacement from a drawing or picture.




Pitched Roofing

Breather Membrane	26
Pitched Roof Accessories	27
Lead and Accessories	30
Shingles	32
Roof Windows	34
Ventilation	48
Valleys	50
Chimneys & Cows	51
Hard Metals	53



easy-trim SiteExtra

SLATE REPAIR HOOKS
Revolutionary permanent hooks for the repair of roof slates. Quick, simple to use and completely hidden.



easy-trim Ridge F

UNIVERSAL DRY RIDGE SYSTEM
6 metre dry ridge kit with exceptional quality components to ensure a tight water seal, superior strength and durability.

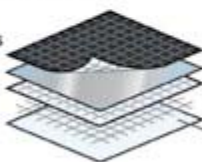


easy-trim Ventilation

SLATE AND TILE VENTILATION
A range of roof ventilators of unobtrusive and practical design in an extensive range of colours and styles. Accessories also available.

easy-trim VapourShield

TRADITIONAL BUILD VAPOUR CONTROL LAYERS
Continuous membranes to be laid on the warm side of the insulation to reduce the volume of moist air escaping into the roof or wall construction.



easy-trim HouseBreathe

TIMBER FRAME VAPOUR CONTROL LAYERS
A range of 4 wall breather membranes for the cold side of the structure to protect against external environmental elements and allow the release of excess moisture vapour.



easy-trim Verge U

UNIVERSAL DRY VERGE
Universal dry verge to eliminate the need for left and right handed units. UV stable, quick and simple to install and exceptional holding qualities.



FlapCap



RIDGE CAPS WITH FLAPCAP TECHNOLOGY
UV stable ridge caps which incorporate unique and innovative flexible grooved flaps that contour around the sides of the Easy Verge U system to prevent both water ingress and infiltration.



easy-trim Felt Support

FELT SUPPORT TRAYS
Supports roofing felt to eradicate rotting. The range includes trays with added venting and bird comb to aid air circulation and prevent infestation.



easy-trim Lead R

ULTIMATE LEAD REPLACEMENT
Aluminium based lead-flashing replacement alternative with zero re-sale value to eliminate theft and vandalism. For use in flat and pitched roofing applications.



easy-trim SiteExtra

LEAD FLASHING CLIPS
Lead flashing fixing clips to hold lead into masonry joints. Quick and simple to install and suitable for use with the Easy Lead Flyers.



easy-trim WeatherProofing

WEATHERPROOFING SOLUTIONS
An all encompassing, easy to apply range of liquids for the sealing and protection of roofs, floors and walls.



easy-trim MaxiTorch

BITUMINOUS TORCH ON MEMBRANES
A comprehensive range of quality APP and SBS bituminous membranes offering up to 15 years of guaranteed waterproofing.



easy-trim Sealants

RANGE OF ADHESIVES AND SEALANTS
Offers fixing and bonding solutions for all applications in the roofing and construction industry.



easy-trim Ventilation

OVER FASCIA VENTS
Available in 10mm and 25mm ventilation capacities with Slide & Lock Technology. Allows a constant airstream in to the roof void between the felt and fascia board.



easy-trim Breather Membranes

RANGE OF ROOFING MEMBRANES
A comprehensive range of 8 breather membranes suitable for all types of warm and cold roof construction, all with exceptional resistance to rain water and high vapour permeability. All are available as 'Integrals' with integrated acrylic tapes to comply with all 5 zones as stated in BS 5534.



the signature of assurance
easy-trim
Roofing & Construction Products

Everything for the roof under one roof

Breather Membrane



Master Breather

Master 112GSM delivers performance and value for money. 3 layer spun bond based membrane that provides excellent performance whilst being lightweight and flexible. Suitable for Warm and Cold roof application.

SIZE	CODE	SIZE	CODE
1m x 50m	949502 ✓	1m x 50m W/Tape	967879
1.5m x 50m	755434 ✓	1.5m x 50m W/Tape	773810
Breather Tape	769525 ✓		



Ultra Breather

Ultra 142GSM provides further high performance with a heavier weight for strength, durability and no gusting wind noise in all applications. A 3 layer spun bond based membrane with excellent tensile strength and nail tear resistance suitable for Warm and Cold roof application.

SIZE	CODE	SIZE	CODE
1m x 50m	755435 ✓	1m x 50m w/tape	773811
1.5m x 50m	755436 ✓	1.5m x 50m w/tape	967881
Breather Tape	769525 ✓		



Grafter Breather

Grafter 99GSM a 3 layer spun bond based membrane that provides excellent performance whilst being lightweight and flexible. Suitable for Warm and Cold roof application.

SIZE	CODE	SIZE	CODE
1m x 50m	949505 ✓	1m x 50m W/Tape	773814
1.5m x 50m	949506 ✓	1.5m x 50m W/Tape	773815
Breather Tape	769525 ✓		



House Wrap

A spun bonded polypropylene flexible sheet, developed primarily for use in timber frame wall construction.

SIZE	CODE	SIZE	CODE
1.35m x 100m Grey W2	307452	2.7m x 100 Prem JD95	889740
2.7m x 100m Grey W2	889711	3m x 100m Prem JD95	307533
3m x 100m Grey W2	889713		



Proctor Roofshield

SIZE	CODE
50m x 1m	916323



Tyvek

SIZE	CODE	SIZE	CODE
1m x 50m Supro	527793	UV Facade 1.5m x 50m	116458
1.5m x 50m Supro	984785	House Wrap 1.4m x 100m	844507
1.5m x 50m Supro Plus	995118	Acrylic Tape 75mm x 25m	318128
Tyvek Airguard Reflective 1.5m x 50m	521852	Airguard Control 1.5m x 50m	504888

Pitched Roof Accessories



Easy Ridge F

Easy Ridge F Dryfix Ridge Kit. A totally universal Dry Ridge System! Easy Ridge F is our UNIVERSAL 6 metre dry ridge kit. All the components are of high quality and manufactured to make installation quick and simple. The 6 metre ventilated ridge roll is made with extra butyl ensuring a quality water seal, the super strength nylon 'ratchet' clips give superior strength & durability, and the stainless steel fixing packs guarantee long term durability. Clay and concrete tiles are no problem with Easy Ridge F's universal 'ratchet' unions.

SIZE	CODE	SIZE	CODE
3m	956047 ✓	10m	956046 ✓
6m	955826 ✓		



Easy Ridge Hip Accessory Kit

Easy Ridge F Hip Accessory Kit. Kit contents: 5 x Hip Trays, 26 x Short Leg Ratchet Clips, 20 x Long Hip Clips, 20 x Short Hip Clips.

CODE
956044 ✓



Underlay Support tray

EasyTray Felt Support Trays 1.5mtr. A consistently high quality, PVC support tray that ensures any roof underlay does not drape into the gutter. EasyTray prevents water ponding behind fascia's and rotting of roof underlay in guttering thus reducing maintenance at eaves level.

SIZE	CODE	SIZE	CODE
1.5m	761757 ✓	3 in 1	960027 ✓
2 in 1	765956 ✓		



5U Eave Protection

Easy Protect (5U), 330mm x 16mtr. 500mm x 16mtr. An alternative to our PVC rigid eaves protection, EasyProtect is a high quality bitumen based eaves support strip that also prevents roof underlay drape into the gutter. EasyProtect prevents water ponding behind fascia's and rotting of roof underlay in guttering thus reducing maintenance at eaves level.

SIZE	CODE	SIZE	CODE
330mm x 16m	956202 ✓	500mm x 16m	956203 ✓



Eave Comb Filler

Eave comb protects the eave of a roof on profiled tiles so birds and vermin are unable to enter the roof space.

SIZE	CODE
1000mm	956049 ✓




Over Fascia Vent

Slide and Lock 10mm/25mm. Over Fascia Vents featuring our unique SlideLock Technology enabling rapid installation with secure continual ventilation. Our nonobtrusive and easy to install fascia vents are available in two sizes; 10mm and 25mm. Allows an air stream in to the roof void between the felt and fascia board. Pieces are 500mm with interlocking male and female ends to allow for a continuous length.

SIZE	CODE	SIZE	CODE
10mm	956051 ✓	25mm	956052 ✓

A core range of roofing products are stocked at every Travis Perkins branch. Wherever you see this symbol ✓ this product is either in stock or available on a short lead time.

Pitched Roof Accessories



Dry Verge

Easy Verge U Universal Verge System. The Ultimate universal, high speed, high quality easy install dry verge. Left and right handed units are no longer required as Easy Verge U is truly universal. The unique design is quick and easy to install on any tile type and has exceptional holding qualities. A tight secure fit is easily achieved ensuring roof tiles are held firmly in place and not vulnerable to wind dislodgement. Available in Grey, Terracotta and Brown

COLOUR	CODE	COLOUR	CODE
Grey	956065 ✓	Terracotta	956068 ✓
Brown	956067 ✓		



Dry Verge Starter/End

Easy Verge U Starter & End Cap. Our unique starter unit includes a verge-end closure and a blanking cap to ensure a secure, infestation free and aesthetically pleasing finish. For use in both new build and refurbishment application, the unit is UV stable and comes in all colours. Pack contains 2 starter/end caps & 2 blanking plates. Available in Grey, Brown and Terracotta.

COLOUR	CODE	COLOUR	CODE
Grey	956069 ✓	Terracotta	956073 ✓
Brown	956071 ✓		



Ridge Caps

Easy Verge Ridge Caps with Flap Cap Technology. Our high quality, UV stable angled and half round ridge caps incorporate unique and innovative Flap Cap Technology. Flexible flaps contour around the sides of the Easy Verge U system effectively creating a 'sealed' unit that prevents water ingress and infestation. Available in Grey, Brown, Terracotta to match our dry ridge.

COLOUR	CODE	COLOUR	CODE
Grey Angled	956079 ✓	Grey Round	956082 ✓
Brown Angled	956078 ✓	Brown Round	956081 ✓
Terracotta Angled	762010 ✓	Terracotta Round	762129 ✓



Rafter Tray

Continuous Rafter Tray. Allows a constant flow of air between the loft space and outside meaning built-up moisture can escape.

SIZE	CODE	SIZE	CODE
300mm	762130 ✓	600mm	762132 ✓
400mm	762131 ✓	800mm	762133 ✓



Undercloak

Cloak Board. Used to create a weathertight verge by applying from eaves to ridge to support a bed of mortar, sealing the gap and protecting batten ends from rain saturation.

SIZE	CODE	SIZE	CODE
3.2mm x 1200mm x 150mm	956199 ✓	4mm x 2440mm x 150mm	875480


Pitched Roof Accessories



Continuous Dry Verge Type S

A continuous dry verge suitable for Slates. MARLEY Melbourne, Rivendale, Birkdale, Garsdale, Thrutone. REDLAND Cambrian. SANDTOFT Britlock, Britslate. NATURAL SLATE Spanish, Brazillian, Welsh, Chinese


NAME/COLOUR	CODE	NAME/COLOUR	CODE
5m Black	968536	5m Cherry Oak	968540
5m White	774467	Dry Verge Connector S Type Black	774651
6m Black	968537	Dry Verge Connector S Type White	774655
6m White	774468	Dry Verge Connector S Type Brown	968732
5m Brown	774470	Dry Verge Connector S Type Cherry Oak	968734



Continuous Dry Verge Type R

A continuous dry verge suitable for low profile tiles.


NAME/COLOUR	CODE	NAME/COLOUR	CODE
5m Black	968541	5m Cherry Oak	774644
5m White	774472	Dry Verge Connector R Type Black	968721
6m Black	774474	Dry Verge Connector R Type White	968725
6m White	968710	Dry Verge Connector R Type Brown	774663
5m Brown	968711	Dry Verge Connector R Type Cherry Oak	774665



Continuous Dry Verge Type D

A continuous dry verge suitable for high profile tiles: MARLEY Double Roman, Mendip, Wessex. REDLAND Regent, Landmark, Double Pantile, Grovebury. SANDTOFT Double Pantile, Actua. RUSSELL Derwent, Pennine

NAME/COLOUR	CODE	NAME/COLOUR	CODE
5m Black	774645	Dry Verge Connector D Type Black	968723
5m White	968716	Dry Verge Connector D Type White	968727
5m Brown	774647	Dry Verge Connector D Type Brown	968733
5m Cherry Oak	968717	Dry Verge Connector D Type Cherry Oak	968735



Continuous Dry Verge Type M

A continuous dry verge suitable for flat and thin leading edge tiles: Gemini, Mini Slate, Rivius, Cassius, Ashmore, Edgemere

NAME/COLOUR	CODE	NAME/COLOUR	CODE
5m Black	968718	6m White	968720
5m White	774649	Dry Verge Connector M Type Black	774654
6m Black	774650	Dry Verge Connector M Type White	774662

Lead & Accessories



Easy Lead Smooth

Easy Lead R smooth roll. Our high performance, BBA certified, smooth lead replacement. A high quality self adhesive alternative to traditional lead that can be used in both flat and pitched roof applications. Our smooth product is aesthetically pleasing 'mimicking' traditional lead whilst maintaining long term durability and performance, but with no re sale value therefore preventing theft.

SIZE	CODE	SIZE	CODE
150mm x 5m	956064 ✓	450mm x 5m	956059 ✓
300mm x 5m	956062 ✓	600mm x 5m	956056 ✓



Easy Lead Ridged

Easy Lead R smooth roll. Our high performance, BBA certified, smooth lead replacement. A high quality self adhesive alternative to traditional lead that can be used in both flat and pitched roof applications. Our smooth product is aesthetically pleasing 'mimicking' traditional lead whilst maintaining long term durability and performance, but with no re sale value therefore preventing theft.

SIZE	CODE	SIZE	CODE
150mm x 5m	956063 ✓	450mm x 5m	956058 ✓
300mm x 5m	956061 ✓	600mm x 5m	956054 ✓



Ubiflex

Ubiflex is a non-lead waterproof flashing material which can be used in most applications where lead is traditionally used to provide a weatherproof junction at features such as changes of direction and materials.

SIZE	CODE	SIZE	CODE
150mm x 12m Grey	698445	400mm x 6m Grey	310310
200mm x 12m Grey	892514	500mm x 6m Grey	892517
250mm x 12m Grey	892515	600mm x 6m Grey	698449
300mm x 12m Grey	310309	1000mm x 6m Grey	892513



Flashband

Instant waterproof seal, even in damp conditions. Quick and easy to apply, no specialist tools required. 4 layers of protection, lacquer, foil, membrane and bitumen adhesive. Superior heat resistance from -10°C to 100°C. Easily moulds to contours. Long lasting protection.

SIZE	CODE	SIZE	CODE
50mm x 10m	531334	300mm x 10m	531339 ✓
75mm x 10m	531335 ✓	450mm x 10m	531344
100mm x 10m	531336 ✓	600mm x 10m	531345
150mm x 10m	531337 ✓	Primer 500ml	535855 ✓
225mm x 10m	531338 ✓	Primer 1 litre	535856 ✓



Flexim Roof Putty

The time saving alternative to sand and cement. All-round roof repair kit including: 5 Ready-to-use strips, 1 Putty knife, 1 Utility knife, Gloves.

SIZE	CODE	SIZE	CODE	SIZE	CODE
Black 4.5Kg	967886	Light Brown 4.5Kg	967894	Dark Brown 9Kg	668468
Red 4.5Kg	967889	Black 9Kg	668466	Light Brown 9Kg	668469
Grey 4.5Kg	967890	Red 9Kg	668467	Putty Knife	280332
Dark Brown 4.5Kg	967891	Grey 9Kg	862536	Finishing Knife	668470



Lead Sheet

Lead has been in use for many hundreds of years – the Roman Empire used it for sanitary and ablutionary installations. Lead sheet is easily shaped, is long lasting and flexible in all weather conditions.

NAME	CODE	NAME	CODE
Code 3	Various ✓	Code 5	Various ✓
Code 4	Various ✓	Code 6	Various ✓



Geotec Membrane

Geotec 220PY underlay is used to isolate sheet metal roofing from substrates allowing metal sheet to expand and contract with temperature changes.

SIZE	CODE
1m x 25m	533947 ✓



Clips

An easy-to use fixing clip which will securely fasten lead flashing in place.

QUANTITY	CODE	QUANTITY	CODE
Borra - Pack of 25	533954 ✓	Morton Clips	662650 ✓



Patination Oil

Minimises unsightly staining and imparts a pleasing appearance to newly applied lead sheet and flashings.

SIZE	CODE	SIZE	CODE
0.5 litre	816847 ✓	2 litre	878009 ✓
1.0 litre	533941 ✓		



Lead Sealant

The practical, long-term alternative to mortar pointing. This one-part, neutral-cure, highperformance, silicon-based sealant has been specially formulated for use with lead sheet and flashings.

SIZE	CODE
330ml	814089 ✓



Lead Slates

Slates are the perfect and permanent solution to weathering pipe penetrations through tiles or slated roofs. Manufactured from Code 4 lead with bases of 450mm x 450mm, with minimum rear upstands of 150mm.

SIZE	CODE	SIZE	CODE
Pitched Flexi-Slate	570841 ✓	4" x 30 deg	752473 ✓
Flat Flexi-Slate	535002 ✓	4" x 90 deg	856418 ✓



Lead Soakers

Aluminium Roofing Slate / Plain Tile Soakers for use where you are forming a pitched roof against an existing wall.

SIZE	CODE	SIZE	CODE
6" x 6" Bent 3" x 3"	717934 ✓	12" x 7" Bent 4" x 3"	717971 ✓
6" x 6" Bent 4" x 2"	912035 ✓	13" x 6" Bent 3" x 3"	717981 ✓
6" x 7" Bent 4" x 3"	135759 ✓	14" x 6" Bent 3" x 3"	717999 ✓
7" x 7" Bent 4" x 3"	717968 ✓	14" x 7" Bent 4" x 3"	912073 ✓
12" x 6" Bent 3" x 3"	717970 ✓		

A core range of roofing products are stocked at every Travis Perkins branch. Wherever you see this symbol ✓ this product is either in stock or available on a short lead time.


Shingles



IKO Armourglass Square Butt Shingle

Roofing Shingles are lightweight, glass fibre based bitumen strip slates. They are easily installed and give the appearance of a highly decorative tiled roof finish. Roofing Shingles can be used on a wide variety of buildings, temporary or permanent, and have proved immensely popular with both professional and DIY installers alike.

COLOUR	CODE	COLOUR	CODE
Forest Green	652209 ✓	Slate Grey	652204 ✓
Tile Red	652207 ✓	Black	652205 ✓
Dual Brown	213116 ✓		



IKO Armourglass Hexagonal Shingle

Roofing Shingles are lightweight, glass fibre based bitumen strip slates. They are easily installed and give the appearance of a highly decorative tiled roof finish. Roofing Shingles can be used on a wide variety of buildings, temporary or permanent, and have proved immensely popular with both professional and DIY installers alike.

COLOUR	CODE	COLOUR	CODE
Forest Green	987740 ✓	Dual Brown	213116 ✓
Tile Red	652211 ✓	Slate Grey	652212 ✓



Western Red Cedar Shingles and Shakes

Western Red Cedar Shingles & Shakes from John Brash are a truly renewable and sustainable roofing & cladding material, with one of the lowest carbon footprints of any widely used building product. The clear timber treatment, MicroPro®, delivers JB Shingles & Shakes that are preservative treated with the look of 'clean' or untreated timber. This provides you with the natural beauty of cedar right from the start.

SIZE	CODE	SIZE	CODE
2.28m ² approx	806943	31mm bronze nails	962454



For
Roofing
Batten
see page 98

Our brand new Sun Tunnel, a far brighter solution

VELUX®

The VELUX Sun Tunnel creates a more dynamic light compared to standard electrical lighting, creating a better indoor climate whilst helping to reduce energy consumption.

The new flexible locking system enables much easier installation and adjustment, while the redesigned 'Edge Glow' produces better dispersal of light to those dark areas of your home.

For more information visit www.velux.co.uk

NEW & IMPROVED FEATURES



New & improved Flexi-loc system ensures a much easier alignment of tunnel sections, with no screws required.



New Edge-glow in the ceiling diffuser spreads light more effectively.

- Removable sash allows installation to take place from the outside, so no need to enter the attic
- Improved flexible top collar allows for easier tunnel adjustment

Velux Roof Windows

Centre-Pivot Roof Windows GGU / GGL

The classic choice



ON WINDOWS
AND FLASHINGS
REGISTER AT
WWW.VELUX.CO.UK/
GUARANTEE



Featured window is white polyurethane finish



A VELUX ThermoTechnology™ features innovative high performance materials in the roof window construction which provide excellent energy efficiency and insulation.



B The same bracket is used for both recessed and standard installations. A simple red and blue line system shows where the bracket should be installed.



C Click-on covers make the installation easier, faster and safer, reducing the number of screws required during installation.



D Our maintenance free, high quality pivot hinges are designed with innovative technology ensuring stability.



E The unique brushed aluminium ventilation flap makes it possible to let in fresh air even when the window is securely closed. The design lets you see whether the flap is open or closed from any angle.



F Pre-installed Pick&Click!® brackets make the installation of blinds a safe and easy task.

Velux Roof Windows

ROOF PITCH



Suitable for roof pitches between 15° and 90°.

UPGRADE TO VELUX INTEGRA®



- Ideal for hard to reach windows.
- Provides useful remote opening.
- Solar or electrically powered options available.
- Rain sensor closes window automatically in the event of rain.



See page 26 for VELUX INTEGRA® roof windows and for electric and solar conversion kits.

FINISHES



WHITE POLYURETHANE

- Perfect for contemporary interiors and white ceilings.
- Ideal for humid rooms, such as kitchens or bathrooms. The polyurethane mould has no visible joints therefore ensures a moisture resistant finish.
- Requires less maintenance than lacquered natural pine, ideal for out of reach areas.
- High quality moulded polyurethane with an insulated timber core.



LACQUERED NATURAL PINE

- Ideal for a traditional interior.
- High quality natural pine.
- Protective triple coat clear lacquer helps to preserve the timber of the window.

Code	Name	Width (cm)	Height (cm)
White			
450277	GGUCK020050	55	78
838415	GGUCK040050	55	98
644347	GGUCK060050	55	118
644348	GGUFG060050	66	118
644349	GGUMK040050	78	98
450281	GGUMK060050	78	118
838419	GGUMK080050	78	140
644351	GGUPK080050	94	140
450283	GGUPK100050	94	160
838421	GGUSK060050	114	118
838491	GGUUK040050	134	98
838492	GGUUK080050	134	140

Code	Name	Width (cm)	Height (cm)
Pine			
635076	GGLCK023050	55	78 ✓
635078	GGLCK043050	55	98 ✓
246941	GGLCK063050	55	118 ✓
246940	GGLFK063050	66	118 ✓
246942	GGLMK043050	78	98 ✓
246943	GGLMK063050	78	118 ✓
635081	GGLMK083050	78	140 ✓
246944	GGLPK083050	94	140 ✓
246945	GGLPK103050	94	160 ✓
246946	GGLSK063050	114	118 ✓
246947	GGLUK043050	134	98 ✓
635085	GGLUK083050	134	140 ✓

A core range of roofing products are stocked at every Travis Perkins branch. Wherever you see this symbol ✓ this product is either in stock or available on a short lead time.

Velux Roof Windows

Top-Hung Roof Windows GPU / GPL

The perfect choice for loft conversions with windows in easy reach



ON WINDOWS
AND FLASHINGS
REGISTER AT
WWW.VELUX.CO.UK/
GUARANTEE



Opens outwards for an unobstructed view and feeling of extra space.



Rotates 180° for easy cleaning from inside.

Featured window is white polyurethane finish



A VELUX ThermoTechnology™ features innovative high performance materials in the roof window construction which provides excellent energy efficiency and insulation.



B The same bracket is used for both recessed and standard installations. A simple red and blue line system shows where the bracket should be installed.



C Click-on covers make the installation easier, faster and safer, reducing the number of screws required during installation.



D For easy cleaning of the outside pane, the barrel bolt locks the roof window in a 180° position. Now both hands are free to clean the fixed pane.



E The unique brushed aluminium ventilation flap makes it possible to let in fresh air even when the window is securely closed. The design lets you see whether the flap is open or closed from any angle.



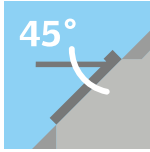
F Pre-installed Pick&Click!® brackets make the installation of blinds a safe and easy task.

ROOF PITCH



Suitable for roof pitches between 15° and 55°. Also suitable for roof pitches between 55° and 75° with special springs – please specify when ordering.

OPENING OPTIONS



45° OPENINGS

- GPU and GPL windows open to any position up to 45°.



EMERGENCY ESCAPE

- Due to the unrestricted opening area, a larger selection of windows are suitable for fire escape purposes.

FINISHES



WHITE POLYURETHANE

- Perfect for contemporary interiors and white ceilings.
- Ideal for humid rooms, such as kitchens or bathrooms. The polyurethane mould has no visible joins and therefore ensures a moisture resistant finish.
- Requires less maintenance than lacquered natural pine, ideal for out of reach areas.
- High quality moulded polyurethane with an insulated timber core.



LACQUERED NATURAL PINE

- Ideal for a traditional interior.
- High quality natural pine.
- Protective triple coat clear lacquer helps to preserve the timber of the window.

Code	Name	Width (cm)	Height (cm)
White			
838425	GPUCK040050	55	98
385030	GPUCK060050	55	118
644357	GPUFK060050	66	118
644358	GPUMK040050	78	98
450290	GPUMK060050	78	118
450291	GPUMK080050	78	140
838429	GPUPK100050	94	160
644361	GPUSK060050	114	118
450359	GPUUK080050	134	160

Code	Name	Width (cm)	Height (cm)
Pine			
780115	GPLCK043050	55	98
663751	GPLCK063050	55	118
663753	GPLFK063050	66	118
663757	GPLMK043050	78	98
644353	GPLMK063050	78	118
450285	GPLMK083050	78	140
838423	GPLPK103050	94	160
644355	GPLSK063050	114	118
450356	GPLUK083050	134	160

Velux Roof Windows

VELUX INTEGRA® Centre-Pivot Roof Windows Electric or Solar Powered GGU / GGL

The ideal solution for out of reach situations



ON ALL BLINDS,
ELECTRICAL PRODUCTS
AND ACCESSORIES



ON WINDOWS
AND FLASHINGS
REGISTER AT
WWW.VELUX.CO.UK/
GUARANTEE



Featured window is white polyurethane finish



A VELUX ThermoTechnology™ features innovative high performance materials in the roof window construction which provides excellent energy efficiency and insulation.



B The same bracket is used for both recessed and standard installations. A simple red and blue line system shows where the bracket should be installed.



C Click-on covers make the installation easier, faster and safer, reducing the number of screws required during installation.



D Rain sensor closes window automatically in the event of rain.



E Pre-installed Pick&Click!® brackets make the installation of electric blinds a safe and easy task.



The new VELUX INTEGRA® control pad with touch screen and swipe function uses icons for easy and intuitive control.

Velux Roof Windows

ROOF PITCH



Suitable for roof pitches between 15° and 90°.

OPENING OPERATION



ELECTRIC

- Fully programmable control pad can operate roof windows, blinds, awnings and roller shutters individually or in groups.
- Easy to order and install – just plug into power supply.
- Control pad operation can be used within 20m of the window.
- Fully integrated motor which runs almost without a sound.



SOLAR POWERED

- All the same features as VELUX INTEGRA® electric roof windows, but powered by the sun.
- PV solar cell on external window frame requires direct exposure to sunlight.
- No need to plug into a power supply, making installation even quicker and easier.

FINISHES



WHITE POLYURETHANE

- Perfect for contemporary interiors and white ceilings.
- Ideal for humid rooms, such as kitchens or bathrooms. The polyurethane mould has no visible joints therefore ensures a moisture resistant finish.
- Requires less maintenance than lacquered natural pine, ideal for out of reach areas.
- High quality moulded polyurethane with an insulated timber core.



LACQUERED NATURAL PINE

- Ideal for a traditional interior.
- High quality natural pine.
- Protective triple coat clear lacquer helps to preserve the timber of the window.

Code	Name	Width (cm)	Height (cm)
White			
256385	GGUCK02007021U	55	78
644523	GGUCK04007021U	55	98
256386	GGUCK06007021U	55	118
644524	GGUFG06007021U	66	118
256387	GGUMK04007021U	78	98
644525	GGUMK06007021U	78	118
256388	GGUMK08007021U	78	140
469735	GGUPK08007021U	94	140
644526	GGUPK10007021U	94	160
644527	GGUSK06007021U	114	118
256389	GGUUK04007021U	134	98
644528	GGUUK08007021U	134	140

Code	Name	Width (cm)	Height (cm)
Pine			
450449	GGLCK02307021U	55	78
256381	GGLCK04307021U	55	98
275654	GGLCK06307021U	55	118
450450	GGLFK06307021U	66	118
644519	GGLMK04307021U	78	98
450451	GGLMK06307021U	78	118
644520	GGLMK08307021U	78	140
663803	GGLPK08307021U	94	140
256382	GGLPK10307021U	94	160
256383	GGLSK06307021U	114	118
644521	GGLUK04307021U	134	98
644522	GGLUK08307021U	134	140

Velux Roof Windows

Sun Tunnels

Natural daylight solutions for windowless areas



PITCHED ROOF SUN TUNNELS

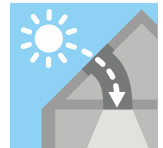
Natural daylight where you never thought it could be. Ideal for windowless bathrooms, hallways and cupboards. Our new generation sun tunnels that improve performance and make installation even simpler than before.

- Rigid (10" or 14") or flexible (14") tunnels.
- Exterior flat glass window appearance.
- Easy-to-clean coating keeps glass cleaner for longer.
- Easy to install with integral flashing.
- Double layer diffuser with new Edge-Glow technology.
- Can be used for night time lighting with an optional low energy light kit.
- Ventilation outlet allows connection of an extractor fan and duct (supplied by others) available for TWR OK14 and TWF OK14 sun tunnels. Contact VELUX for further information.

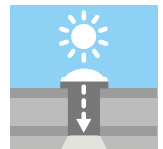
FLAT ROOF SUN TUNNELS

Ideal for bringing natural light into areas of the building where it is either not possible or not appropriate to install a flat roof window.

- Available in 14" flexible tunnels.
- White PVC kerb with clear polycarbonate dome.



Pitched Roof Sun Tunnel



Flat Roof Sun Tunnel

CHOOSING YOUR SUN TUNNEL


- VELUX recommend rigid sun tunnels for maximum light.
- Recommended tunnel length for rigid sun tunnel 0.9-6.0m (1.7m supplied, additional length made up with ZTR extension sections).
- Recommended tunnel length for flexible sun tunnel 0.4m-1.5m (pitched roof) and 0.2-0.9m (flat roof) in cases where an obstacle may prevent the use of a rigid tunnel.

Flat Roof Solutions


Innovative VELUX® solution for bringing large amounts of daylight through a flat roof

FLAT ROOF WINDOW

- Double-glazed window with protective polycarbonate cover.
- Excellent sound insulation from rain and hail.
- Available fixed (without background ventilation) or VELUX INTEGRA® electrically operated with hidden motor, rain sensor and control pad.
- Certified to European Security Standards EN 1627-30.
- Energy efficient with an interior area U_w -value of 1.4W/m²K (certified to EN 12567-2) and an external surface area U_d -value of 0.72W/m²K.
- Clear or opaque polycarbonate cover.
- Available in 9 sizes with kerb height of 150mm.
- AA fire rated.
- 150mm extension kerb allows installation in warm or sedum roof constructions.
- CVP version now includes new KLR 200 touch-screen control pad.



ON WINDOWS AND FLASHINGS



Code	Name	Description
Pitched roof sun tunnel		
838328	TWR0102010	Rigid 10" Tunnel to suit tiles up to 120mm in profile
644259	TWR0142010	Rigid 14" tunnel to suit tiles up to 120mm in profile
838336	TLR0102010	Rigid 10" tunnel to suit slate up to 8mm thick
838327	TLR0142010	Rigid 14" tunnel to suit slate up to 8mm thick
450190	TWF0142010	Flexible 14" tunnel to suit tiles up to 120mm in profile
838326	TLF0142010	Flexible 14" tunnel to suit slates up to 8mm thick
450191	ZTR0100062	600mm extension section for 10" rigid diameter Sun tunnel
838329	ZTR0140062	600mm extension section for 14" rigid diameter Sun tunnel
256123	ZTR0140124	1200mm extension section for 14" rigid diameter Sun tunnel
450166	ZTL014	Low energy light kit for 10" and 14", fits inside the tunnel, requires mains connection, bulb supplied

Flat roof sun tunnel		
450187	TCF0140010	14" diameter flat roof flexible tunnel with Polycarbonate cover

Code	Name	Width (cm)	Height (cm)
644554	CFP060060S00G Clear	60	60
644558	CFP060060S00H Opaque	60	60
256417	CFP060090S00G Clear	60	90
450490	CFP060090S00H Opaque	60	90
450486	CFP080080S00G Clear	80	80
644559	CFP080080S00H Opaque	80	80
644555	CFP090090S00G Clear	90	90
256422	CFP090090S00H Opaque	90	90
644556	CFP090120S00G Clear	90	120
450492	CFP090120S00H Opaque	90	120
256418	CFP100100S00G Clear	100	100
256423	CFP100100S00H Opaque	100	100
644557	CFP100150S00G Clear	100	150
450493	CFP100150S00H Opaque	100	150
450488	CFP120120S00G Clear	120	120
256424	CFP120120S00H Opaque	120	120
256420	CFP150150S00G Clear	150	150
838631	CFP150150S00H Opaque	150	150

Velux Flashings

Flashings

VELUX® provide a range of flashing options to suit your roofing material. The table below will help you to select the most appropriate flashing for your installation.

COMPATIBILITY

To find out more about the compatibility of roofing materials and flashings, and to learn more about different installations (such as thatch and interlocking slate tile), please go to www.velux.co.uk/flashings



ON WINDOWS
AND FLASHINGS

Opening sizes depend on the flashing used. Instructions available online.



This image is for illustration purposes only. Colour not a true representation.

EDL / EBL / EKL



15°-90°

- Flashings for installing roof windows into slate up to 8mm thick.
- Not for interlocking slate.

EDW / EBW / EKW



15°-90°

- Flashings for installing roof windows into flat or profiled roofing material up to 120mm in profile.
- Also for interlocking slate, thatch and profiled sheeting.

EDZ



20°-90°

- Flashings for installing one roof window into flat or profiled roofing material.
- Minimum profile of 15mm and maximum profile of 45mm.

EDN / EKN



20°-90°

- For recessed installation of roof windows into slate up to 8mm thick.
- EDN 2000 Includes BDX insulation collar as standard.
- Not for interlocking slate.

EDJ / EKJ



20°-90°

- For recessed installation of roof windows into flat or profiled roofing material up to 90mm in profile.
- EDJ 2000 Includes BDX insulation collar as standard.

EDP / EBP / EKP



25°-90°

- Flashings for installing roof windows into plain tiles (max length 300mm).
- Maximum thickness of 14mm.

RECESSED FLASHINGS

Recessed flashings provide a sleek and streamlined finish as the window is installed deeper into the roof structure (see image below), meaning that less of the window protrudes above the roofline. The EDN and EDJ 2000 flashings also include BDX insulation collar and BFX underfelt collar and are recommended by VELUX® for optimum energy efficiency.

Recessed installation height – install the brackets at the sides of the window frame, at the blue line level.




Featured: EDJ recessed tile installation.

STANDARD WINDOW FLASHINGS

VELUX® provide a range of flashing options to suit your roofing material. The table on the opposite page will help you to select the most appropriate flashing.

Standard installation height – install the brackets at the top and the bottom of the window frame, at the red line level.



Featured: EDW standard tile installation.

Flashing type	Window Size								
	CK02	CK04	FK06	MK04	MK06	MK08	PK08	UK04	UK08
EDL	246931 ✓	246932 ✓	246933 ✓	246934 ✓	246935 ✓	246936 ✓	441005 ✓	441006 ✓	246938 ✓
EDZ	246948 ✓	246949 ✓	246951 ✓	246952 ✓	246953 ✓	246954 ✓	246955 ✓	246957 ✓	635095 ✓
EDJ	450305	838443	838444	838445	644376	644377	644378	450311	450312
EDN	838450	644382	644384	644385	644386	450318	450320	838460	838461
EDW	838391	450254	838392	450255	644324	838393	644325	644326	838395
EDP	450324	838462	450325	838463	450326	644395	838464	838465	450328

**Roof Window blinds
and shutters also available.
Ask in branch for details**

Keylite Roof Windows

Our most versatile window, suitable for single or multiple applications in any roof with a pitch of 15°-90°

The opening handle is conveniently placed at the top of the window and also controls ventilation, giving the option of fresh air flow even when the window is locked and secure.



Easy Cleaning

The window rotates through 180° and locks in place, allowing easy access to the outer surface of the glass which can be cleaned from inside the room.

Effective Ventilation

An initial short pull downwards on the handle opens the ventilation flap while the window is still securely closed; a further gentle pull opens the window.

Thermal Performance

Only Keylite windows have an Expanding Thermal Collar, Warm Edge Glazing and a Streamlined Fit as standard, leading to enhanced thermal performance.

Versatility

Please refer to our full range of upgrades and options that increase the versatility of the Centre Pivot range.

Easy Maintenance

Due to the quality of the lacquered finish and an innovative maintenance free hinge, Keylite windows are extremely easy to maintain.

Keylite Secure

Our new Secure Roof Window offers enhanced levels of safety and security. Features P4A class glazing certified to class 2 burglary resistance under EN 1627. A bottom handle provides additional locking.

Window Type	Window Size (mm)								
	550 x 780	550 x 980	660 x 1180	780 x 980	780 x 1180	780 x 1400	940 x 1600	1140 x 1180	1340 x 980
Pine Centre Pivot	143876	143877	143878	143879	143880	143881	143882	143883	143884
White Centre Pivot	144064	144065	144066	144067	144068	144069	144070	144071	144072
Tile Flashing	144056	144057	144058	144059	144188	144060	144061	144062	144063
Slate Flasing	144025	144026	144027	144028	144029	144030	144031	144032	144033
Deep Tile Flashing	143933	143934	143935	143936	143937	143938	143939	143940	143941
Plain Tile Flashing	143998	143999	144000	144001	144002	144003	144004	144005	144006

5 STEPS AHEAD



We're keeping you 5 steps ahead with our unique features which have **reinvented the roof window.**



Expanding Thermal Collar



Flick Fit Brackets



Sash Finger Springs



Streamlined



All at no extra cost

-  **Faster**
-  **Lower**
-  **Warmer**


Roof Domes & Sun Tunnels



Polycarbonate Roof Domes

Coxdome Trade Range Rooflight. Square, Rectangular or Circular. Over 50 sizes available.

SIZE	CODE	SIZE	CODE
600 x 600mm	893606	900 x 900MM	893609
750 x 750mm	893607		



Glass Rooflight

Jet Cox Glass Rooflight. Square or Rectangular. 14 Sizes available.
Ask in branch for details.



Galaxy Domes

Coxdome Galaxy Range (dome only solution) – Fixed only. Square or Rectangular. 16 sizes available.
Ask in branch for details.



Sun Tunnels

Solatube® Daylighting Systems provide a compelling alternative to artificial lighting, bringing the benefits of piping brilliant, natural sun light to both new and existing buildings.

NAME	CODE	NAME	CODE
Solatube® 160 DS Flat Roof Kit + Vusion® Diffuser	530945	Solatube® 290 DS Flat Roof Kit + Vusion® Diffuser	530949
Solatube® 160 DS Extension Tube	530946	Solatube® 290 DS Extension Tube	530950
Solatube® Electric Light Add-on Kit	530947	Solatube® 0-90° Angle Adaptor	487611
Solatube® Bathroom Ventilation Kit	530948		

Ventilation



Plain Tile Vent

The Manthorpe in-line Plain Tile ventilator is designed to provide simple solution to the problems of roofspace ventilation and mechanical extraction through a concrete or traditional clay plain tiled roof.

COLOUR	CODE	COLOUR	CODE
Antique Red	602411 ✓	Terracotta	990550 ✓
Brown	796480 ✓	Flexi Pipe	629107 ✓
Grey	602412 ✓		



Double Roman Vent

The Manthorpe Double Roman in-line tile ventilator is designed to provide simple solution to the problems of roofspace ventilation and mechanical extraction through a Double Roman tiled roof.

COLOUR	CODE	COLOUR	CODE
Antique Red	629090 ✓	Terracotta	629089 ✓
Brown	629091 ✓	Flexi Pipe	629107 ✓
Grey	629088 ✓		



Double Pantile Vent

The Manthorpe Double Pantile in-line tile ventilator is designed to provide simple solution to the problems of roofspace ventilation and mechanical extraction through a Double Pantiled roof.


COLOUR	CODE	COLOUR	CODE
Antique Red	629105 ✓	Terracotta	629104 ✓
Brown	629106 ✓	Flexi Pipe	629107 ✓
Grey	629103 ✓		



Flat Tile Vent

The Manthorpe Non-Profile in-line tile ventilator is designed to provide simple solution to the problems of roofspace ventilation and mechanical extraction through a Flat tiled roof.

COLOUR	CODE	COLOUR	CODE
Antique Red	629094 ✓	Terracotta	629093 ✓
Brown	629095 ✓	Flexi Pipe	629107 ✓
Grey	629092 ✓		



For
Timber
Batten
see page 98



Castellated

The Manthorpe Castellated in-line tile ventilator is designed to provide simple solution to the problems of roofspace ventilation and mechanical extraction through a "square topped" profile tiled roof.

COLOUR	CODE	COLOUR	CODE
Antique Red	629100 ✓	Terracotta	629098 ✓
Brown	629102 ✓	Flexi Pipe	629107 ✓
Grey	629096 ✓		



Mini Castellated

The Manthorpe Mini Castellated in-line tile ventilator is designed to provide simple solution to the problems of roofspace ventilation and mechanical extraction through a 15" x 9" format roof covering.

COLOUR	CODE	COLOUR	CODE
Antique Red	768377 ✓	Terracotta	768379 ✓
Brown	768378 ✓	Flexi Pipe	629107 ✓
Grey	962447 ✓		



Slate Vent

Manthorpe Slate Vents are an unobtrusive, economical roof ventilator providing 10,000mm² of air flow per unit.


SIZE	CODE	SIZE	CODE
300mm x 600mm	984784 ✓	Flexi Pipe	629107 ✓
600mm x 450mm	917355 ✓		

For
Roof Tiles
see page 5



A core range of roofing products are stocked at every Travis Perkins branch. Wherever you see this symbol ✓ this product is either in stock or available on a short lead time.

Valleys




Tile Valley

All Hambleside Danelaw Valley Troughs are designed to cope with worst rainfall figures in the UK

CODE

915427




Slate Valley

GRP Valley Troughs from Hambleside Danelaw can be fitted in half the time it takes to fit Lead and cost a lot less saving time and money.

CODE

915460

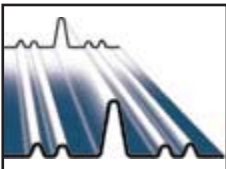


Bonding Gutter

Additional Independent Testing by Birmingham City Laboratories for resistance to U.V. fading, freeze thaw and expansion and contraction enable additional guarantees to be given.

CODE

752514



Dry Valley/Bonding Gutter

Products can be installed in wet or cold conditions, no mortar to freeze or wash out. No hold ups or call backs to site to reinstate mortar. Installation time saving of at least one third due to time saved not having to mix, bed and point mortar.

NAME	CODE	NAME	CODE
DVT/1 Tile	598644	DBG1 70mm Upstand	384574
DVLP/1 Low Profile Tile	598849	DBG2 100mm Upstand	384575
DVS Slate	352006		

Full range of
 fixings available,
 ask in branch for details



Mad Cowl Junior

Mad Junior Terracotta Strap Fix. Aerodynamically shaped to reduce the effects of down draughts in the chimney. Sold fully assembled and ready to fit. Universal fitting 125mm to 275mm. For fittings 125-200mm separate adaptor plate required. Aluminium construction with stainless steel birdguard, rivets and fixings. Tested to BSEN 1856-1:2003. Suitable for use with seasoned wood, normal coal, oil and gas. Recommend Birdguard is removed if used with wood, coal or oil but can remain in place for gas. Withstands flue temperature up to 200 degrees. Dimensions of product:- Height 160mm – Width 310mm. Backed up by Mad Cowl money back guarantee.

NAME	CODE	NAME	CODE
Bolt Fix	760103 ✓	Strap Fix	954172 ✓



Mad High Birdguard

Mad High Chimney Birdguard. The nuisance caused by birds, small animal and leaves entering the chimney can be resolved by fitting this cowl. Supplied fully assembled. Fits chimney pots up to 275mm o/d. Suitable for use with normal coal, seasoned wood, and oil. Stops birds being trapped behind fire back panels. Reduces rain entry into the chimney. Includes stainless steel hose clip. Made using stainless steel rivets and coated terracotta for durability.

CODE
760104 ✓



Mad Capping Cowl

Capping cowl. Used to cap off unused or redundant chimneys, whilst allowing ventilation. By raising the arms upwards or downwards you can adjust the level of ventilation. Fits standard chimneys 200-275mm. Powder coated terracotta or buff for longevity. Stainless steel hose clip included. Easy to fit.

NAME	CODE	NAME	CODE
Terracotta	954174 ✓	Buff	760105 ✓



Mad Sprung Birdguard

Sprung Birdguard. Designed to stop large birds and debris entering the pot. The sprung birdguard is manufactured from m8 steel with a powdercoated terracotta finish. It is designed to spring to the diameter of the pot, fitting both round and square pots up to 250mm.

CODE
760110 ✓

**A selection of colours
and profiles available,
ask in branch for details**

A core range of roofing products are stocked at every Travis Perkins branch. Wherever you see this symbol ✓ this product is either in stock or available on a short lead time.

Chimneys & Cows



Roll Top Chimney

Our chimney pot range includes a wide variety of designs from the functional to the highly decorative.

NAME/COLOUR	CODE	NAME/COLOUR	CODE
300mm Red	855828	450mm Red	855832
300mm Buff	855829	450mm Buff	855833
375mm Red	855830	600mm Red	855834
375mm Buff	855831	600mm Buff	855835



Cannon Head Chimney

Our chimney pot range includes a wide variety of designs from the functional to the highly decorative.

NAME/COLOUR	CODE	NAME/COLOUR	CODE
300mm Red	855820	450mm Red	855824
300mm Buff	855821	450mm Buff	855825
375mm Red	855822	600mm Red	855826
375mm Buff	855823	600mm Buff	855827



Fluvent

An effective and simple method, requiring minimal alteration work, for maintaining the structural integrity of an unused chimney over an extended period. Ventilation terminals are resistant to frost and the freeze/thaw cycle. Colours resistant to fading.

NAME/COLOUR	CODE	NAME/COLOUR	CODE
180mm Red	861625	205mm Red	867323
180mm Buff	867258	205mm Buff	867324



Bonnet Hood

An effective and simple method, requiring minimal alteration work, for maintaining the structural integrity of an unused chimney over an extended period. Ventilation terminals are resistant to frost and the freeze/thaw cycle. Colours resistant to fading.

NAME/COLOUR	CODE	NAME/COLOUR	CODE
180mm Red	861629	205mm Red	867329
180mm Buff	867267	205mm Buff	867330



Stell 125 Gas Terminal

This range of Hepworth Terracotta gas terminals has been designed for conventional radiant convector gas-fired appliances.

NAME/COLOUR	CODE	NAME/COLOUR	CODE
Red	855748	Buff	867229



**Full range of Hard Metals available
ask in branch for details**

ACRYBOND

Damage limitation. (In a can.)



High quality, low cost acrylic roof repair.

Acrybond is a one coat solution for everything from emergency repairs to full surface refurbishment for flat roofs, gutters and valleys etc.

No primer is required
Acrybond is fibre reinforced
Emergency use in wet conditions

Open and apply. Job done!

**OPEN +
APPLY**



Available in Grey or Black, 5Kg and 20Kg
Ask staff for details

Flat Roofing

Torch On Felt	56
Traditional Felt	56
Liquids & Solutions	58
GRP Roofing	60
EPDM Roofing	61
Green Roofs & Accessories	62



Torch On Felt / Traditional Felt



Adesso APP Torch On

Adesso Torch is a range of polyester based, slate surfaced torch-on cap sheets, coated with a high softening point APP modified bitumen coating. The embossed backing helps rapid dispersion of the torching film, making application fast and secure.

COLOUR	CODE	COLOUR	CODE
APP Underlay	652148 ✓	APP Black Mineral	373167 ✓
APP Green Mineral	652154 ✓	APP Sanded	917009 ✓



Torch Flo SBS Torch On

Torchflo is a polyester based, slate surfaced torch-on cap sheet, coated with an SBS modified bitumen coating. The membranes feature a tough polyester reinforcement, providing exceptional mechanical strength and dimensional stability. The upper surface is finished with a factory applied choice of green, brown, blue-grey or black mineral granules, and the lower surface features a rapid melt sacrificial film, making application fast and secure. A 75mm sacrificial selvedge facilitates bonding of side laps.

COLOUR	CODE	COLOUR	CODE
SBS Underlay	371812 ✓	SBS Black Mineral	951543 ✓
SBS Green Mineral	439682 ✓		



Maxi Torch APP & SBS

Maxi Torch SBS & APP Cap Sheets and Underlays offer great quality products at competitive prices. The APP uses a glass fibre carrier whilst the SBS uses a polyester carrier which is more appealing to the professional user.

NAME	CODE	NAME	CODE
APP Black 1m x 8m 4kg	888524	SBS Black Std 1m x 8m 4.5kg	694589
APP Green 1m x 8m 4kg	694464	SBS 3kg Film Underlay 13m	694615
APP Green Std 1m x 8m 4kg	306420	SBS Green 1m x 8m 5kg	306493
APP Sanded 4kg Underlay 8m	306444	SBS Green Std 1m x 8m 4.5kg	500707
APP Unilay 1m x 16m 4kg	694587	SBS Premilay 1m x 16m	888851
SBS Black 1m x 8m 5kg	888657	SBS Sanded 4.8kg Underlay 8m	306662



Shed Felt

IKO shed felt is an economical, fibre based roofing felt which is finished with a fine green, red or black slate. It is used to waterproof and protect a variety of common garden buildings, such as sheds, summerhouses, kennels and hutches.

COLOUR	CODE
Green Mineral 10m x 1m	652106 ✓



Top Sheet Green

IKO Trade Top Sheet Green is a heavyweight, green slate surfaced top layer and is ideal for use as the cap sheet to a multi-layer system or a single layer on shed roofs.

COLOUR	CODE
Green Mineral 10m x 1m	652113 ✓

Traditional Felt / Flat Roof Accessories



IKO Undertile Felt

IKO Undertile Felt Reinforced slaters' felts are manufactured specifically for use as an underlating beneath tiles or slates in open rafter construction. It can also be used as a vapour retarder in built-up roofing.

DESCRIPTION	CODE
Sanded Finish 15m x 1m	652104 ✓



3B Glassfibre Base Layer

IKO Glass Fibre Underlay is a waterproofing membrane, manufactured to BS 747 Type 3B, consisting of a strong glass fibre base coated with oxidised bitumen. It is sand finished on both surfaces.

DESCRIPTION	CODE
Sanded Finish 20mx1m	652120 ✓



Aluminium Roof Trim

A range of trims designed to give a professional finish to built up felt and mastic asphalt flat roofs.

DESCRIPTION	CODE	DESCRIPTION	CODE
Nutrim AF2	766450	Nutrim AF2 Int Corner	766451
Nutrim AF2 Ext Corner	960520		



Termination Bar

Designed to provide a professional finish to wall finishings.

DESCRIPTION	CODE
Nutrim Felt Term Bar	766452



Breather Vents

Manufactured in polypropylene, the base being finished in grey, the dome cover in white. Dome fixed to base with screw into self locking brass insert.

DESCRIPTION	CODE
Aqua Vent	960521



Leaf Guard

Prevents leaves blocking downpipe. Fits into downpipe outlets.

DESCRIPTION	CODE
Leaf Guard	766453



Roof Drain

Flat roof outlet with ribbed seal to pipework. Suitable for roofs and wide gutters.

SIZE	CODE
60mm	960522

A core range of roofing products are stocked at every Travis Perkins branch. Wherever you see this symbol ✓ this product is either in stock or available on a short lead time.

Liquids & Solutions



Rapid Roof

RapidRoof is a cold liquid applied, seamless, resin based waterproofing system that can be brush or roller applied. It is a rapid curing two coat membrane that cures within 20 minutes and can be trafficked within an hour providing, a fully bonded, tough surface with 200% elasticity. With a smooth finish, available in seven standard colours (or any RAL on request), RapidRoof provides a cured membrane with a similar finish to GRP or EPDM, but with greater flexibility and much faster application. RapidRoof is ideal for domestic projects or small industrial roofing.

SIZE	CODE	SIZE	CODE
5m ²	961076	5m ² Anti Skid	961077
10m ²	961078	10m ² Anti Skid	767010
20m ²	961079	20m ² Anti Skid	961080



Acrypol+

Acrypol + is a total roof coating waterproof system developed to refurbish failed industrial, commercial or domestic flat roofs. Brush applied as a semi liquid paste, it dries to form an ultra tough, seamless flexible overlay.

DESCRIPTION	CODE	DESCRIPTION	CODE
5Kg - Grey	914826 ✓	Undercoat 5kg System 10	677986
20Kg - Grey	914893 ✓	Undercoat 20kg System 10	289849
5Kg - Black	914831 ✓	Topcoat 5kg System 10	677987
20Kg - Black	914887 ✓	Topcoat 20kg System 10	289850
5Kg - White	914814 ✓	Scrim 1m x 10m System 10	677988
20Kg - White	914889 ✓	Scrim 1m x 30m System 10	289851
Scrim 150mm x 20m	549343 ✓	Scrim 1m x 100m System 10	302165
Sealer Sitr System 10	302164		



**For GRP
& EPDM
Roofing
see pages
60-61**



Flexacryl Instant Repair

A high performance, instant roof repair compound, ideal for emergency repairs or general maintenance.

DESCRIPTION	CODE	DESCRIPTION	CODE
1kg	533545 ✓	5kg	948581 ✓
2.5kg	948588 ✓	20kg	948583 ✓



Bituminous Felt Adhesive

Bituminous Felt Adhesive for Roofs.

DESCRIPTION	CODE	DESCRIPTION	CODE
2.5kg	860356 ✓	22.5kg	860358 ✓
5kg	860357 ✓		



Waterproofing Black Paint

A solvent-borne bituminous black paint. Suitable for use on wood, metal and cement. 4m² - 6m² per litre per coat.

SIZE	CODE	SIZE	CODE
2.5kg	860368 ✓	22.5kg	860371 ✓
5kg	860369 ✓		



Aluminium Solar Protector

A contract grade, thin bituminous aluminium coating. Use as a light/heat reflective coating over bituminous coatings and primed steel. Use on bitumen and felt roofs. 4-6m² per litre.

SIZE	CODE	SIZE	CODE
2.5kg	860378 ✓	22.5kg	860380 ✓
5kg	860379 ✓		



Bituminous Mastic

A premium grade waterproofer. Dries to form a tough, black, waterproof coating. Use as a waterproofer on vertical or highly pitched applications. 5 litres covers 7m² per coat. Needs 2 coats.

SIZE	CODE	SIZE	CODE
2.5kg	860364 ✓	22.5kg	860366 ✓
5kg	860365 ✓		



Penetration Primer

General purpose, highly penetrative, thin bituminous primer.

SIZE	CODE	SIZE	CODE
1kg	860372 ✓	5kg	860375 ✓
2.5kg	860374 ✓	22.5kg	860376 ✓

A core range of roofing products are stocked at every Travis Perkins branch. Wherever you see this symbol ✓ this product is either in stock or available on a short lead time.

GRP Roofing



SIZE	CODE	SIZE	CODE
Stronghold Premium Resin 20kg	361686	C1 Universal Corner Universal	361694
Stronghold Premium Resin 10kg	459391	Stronghold Application Roller 9" 225m	459361
Stronghold 7046 Top Coat 20kg	361687	Stronghold Application Roller 6" 150m	459360
Stronghold 7046 Top Coat 10kg	459392	Stronghold Application Roller 3" 75mm	459358
Stronghold 450g ½ Box Matt 16kg	698332	Stronghold Paddle Roller 9" 225 x 22m	459367
Stronghold 450g Box Mat 32kg	361688	Stronghold Paddle Roller 6" 150 x 22m	459366
Stronghold 600g ½ Box Mat 16kg	310194	Stronghold Paddle Roller 3" 75 x 22mm	459365
Stronghold MEKP Catalyst 5kg	361690	Fibreglass Tape 100mm x 50m	459380
Stronghold MEKP Catalyst 1kg	361689	Cheap Paint Brush 50mm Box 12	459373
Stronghold Pure Acetone 5L	361695	Cheap Paint Brush 75mm Box 12	459374
A200 Drip Trim 3mtr	361692	Latex Glove (Boxes of 50 Pair) Large	459376
B260 Side Trim 3mtr	361693	Graduated Mixing Buckets 12L	459395
D260 Wall Fillet 3mtr	361691	Polyurethane Mastic 310ml	459387
C100 Simulated Lead Trim 3mtr	705892		

Flat Roofing



Rubber Roofing



EASY TO INSTALL • ONE PIECE RUBBER • ECO FRIENDLY • BEST VALUE



SIZE	CODE
1.2mm Cut To Size	773872
1.52mm Cut To Size	773885
76mm Seam Tape Cut To Length	967967
152mm Cover Tape Cut To Length	967976
228mm Formflash Cut To Length	967980
Deck Adh (18.9 Litre) Covers 80m-100m ²	773917
Deck Adh (10 Litre) Covers 40-50m ²	773918
Deck Adh (5 Litre) Covers 20-25m ²	967988
Deck Adh (2.5 Litre) Covers 10-15m ²	773919
Bonding Adh (1.0 Litre) Covers 3m ²	967989
Bonding Adh (2.5 Litre) Covers 7.55m ²	773920
Bonding Adh (5 Litre) Covers 15m ²	773921
Bonding Adh (10 Litre) Covers 30m ²	967992
Spray Bonding Adh (17 Litre) Covers 100-120m ²	773923
Lap Sealant (tube) Covers 6 LM per tube	967993
Water Block Mastic (tube) 3-4 m per tube	967994
EPDM Primer 0.25L	773925
EPDM Primer 1L	773926
EPDM Primer 3.78L	967996
Pipe Seal, Large 25-150mm	967997
PS Walkway Pads (700mm X 700mm)	773928
Paving Slab Supports	967998
Rain Water Outlet 60mm	773929

SIZE	CODE
Rain Water Outlet 80mm	967999
Rain Water Outlet 100mm	773930
Rain Water Outlet Leafguard	773931
Pipe Box Pocket 65mm x 100mm	773932
Pipe Box Pocket 100mm x 100mm	968002
Edge Trim Single 2.5m (Black)	968003
Gutter Trim 2.5m 2-part (Black)	968004
Universal External Corner for Trims (Black)	968005
Edge Trim Single 2.5m (White)	773936
Gutter Trim Single 2.5m (White)	773937
Universal External Corner Trims (White)	968007
30mm x 70mm Plastisol Wall Trim 3m (Black)	773938
Fixing Screws/Caps Wall & Metal Edge Trims (6)	968009
50mm x 75mm Plast Metal Edge Trim 3m (Black)	773940
50mm x 100mm Plast Metal Edge Trim 3m (Black)	968010
Termination Bar, 3m Single	773942
35mm Fixing Screws with Caps for Term Bar	968012
Firestone Insulation Plates	773943
Avenir Silicone Roller	968013
Avenir Penny Roller	773944
Avenir 9" Roller & Sleeve	773945
EPDM Installation Tool Kit	968017
Quickseam Scubber Pad & Handle	773948

Green Roofs & Accessories

insta grufe

1, 2, 3, 4 STEPS

InstaGrufe green roofs are the ideal way to install a cost effective lightweight green roof without the expense of employing specialist trades and complicated layers of build-up. Simply lay the fully established sedum modules on your waterproof surface for a satisfying long term green roof.



Other Instagrufe Products

SIZE	CODE	SIZE	CODE
Instagrufe Module Sedum m ²	969606	Instagrufe Edgeguard 2.4m	969609
Instagrufe Module Sedum and Wildflower m ²	775538	Instagrufe Edgeguard connector	775540
Instagrufe Module Brown Roof/Wild Flower m ²	969608	Instagrufe Pebble 25kg	969610
Instagrufe Separation Layer m ²	775539		

Industrial Roofing

Steel Roofing Sheets 64

Fibreglass Sheets 66

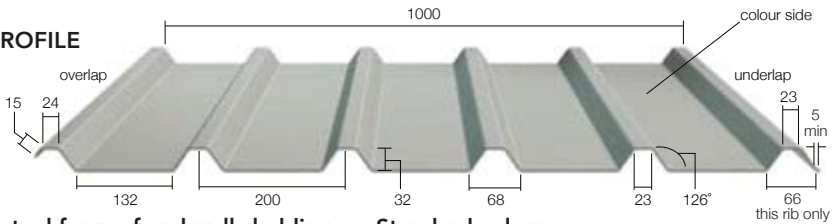
Fibre Cement Sheets 66



STEEL ROOFING SHEETS

Quality steel is used to manufacture well-established profiled cladding that is affordable, easy to install and results in a greatlooking roof.


MW5R ROOFING PROFILE



Pre-finished steel for roof and wall cladding

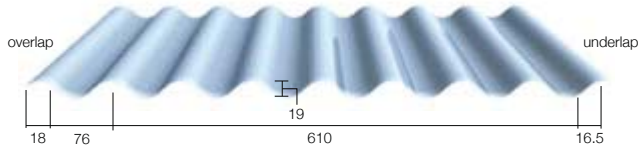
C200 Leathergrain is a pre-finished steel that features a 200 micron leathergrain coating and is suitable for industrial and agricultural applications, where good performance is required at a competitive price.

Standard colours



The references shown above represent the nearest colours to manufactured products and are not exact matches.

8/3 SINUSOIDAL ROOFING PROFILE



Galvanised steel for roof and wall cladding

The 8/3 Sinusoidal roofing profile is supplied in high quality uncoated galvanised steel.

8/3 SINUSOIDAL ROOFING – PROFILE DIMENSIONS

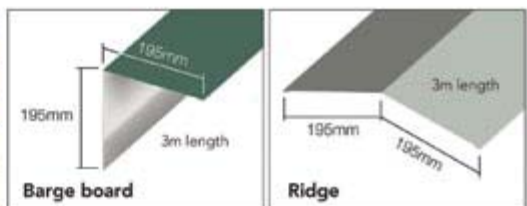
Profile	Colour	Gauge	Length - Product code			
Sinusoidal	Galvanised steel	0.5mm	6ft (1.829m) - 780096	8ft (2.438m) - 780098	10ft (3.048m) - 780100	12ft (3.658m) - 962223

MW5R ROOFING – PROFILE DIMENSIONS

Profile	Colour	Gauge	Length - Product code			
MW5	Goosewing Grey - 10A05	0.7mm	6ft (1.829m) - 766963	8ft (2.438m) - 961032	10ft (3.048m) - 766964	12ft (3.658m) - 961033
	Juniper Green - 12B29	0.7mm	6ft (1.829m) - 766965	8ft (2.438m) - 961034	10ft (3.048m) - 766966	12ft (3.658m) - 961035

FLASHINGS

Flashing	Profile	Colour	Product code
Barge board	MW5	Goosewing Grey	961038
Barge board	MW5	Juniper Green	961039
Barge board	Sinusoidal	Plain galvanised	963914
Ridge cap	MW5	Goosewing Grey	766967
Ridge cap	MW5	Juniper Green	961037
Ridge cap	Sinusoidal	Plain galvanised	963913



FIXINGS

		MW5			Sinusoidal		
Fixing substrate		Cold rolled Steel	Timber	Cold rolled steel & timber	Cold rolled steel	Timber	Cold rolled steel & Timber
Main fixing or stitcher		Main	Main	Stitcher	Main	Main	Stitcher
Fixing							
Product Codes	Fixing	Juniper Green 766947 & Goosewing Grey 961015	Juniper Green 961018 & Goosewing Grey 766949	Juniper Green 961019 & Goosewing Grey 766950	Goosewing Grey 768156	Goosewing Grey 768157	Goosewing Grey 766950
	Washer	N/A			Goosewing Grey 768158		
Fixing reference		CF19 L55.5	CF19 TS6.3	CF15 SF6.3 & Storm W	CF15 L55.5 & Storm W	CF15 TS6.3 & Storm W	CF15 SF6.3 & Storm W
Length		25mm	45mm	25mm	50mm	60mm	25mm
Head		Moulded			Moulded (Storm W powder coated)		
Drive socket		11mm Bi hex socket (Product code 961022)					



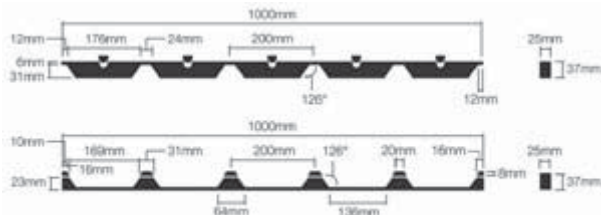
Two sealants are available;
6mm x 5mm Butyl Mastic (Product code 766959) and
Low Modulus Silicone Clear (Product code 961028).

To comply with health and safety regulations poppy red coloured moulded heads are required on fixings used for rooflights, for MW5 profile rooflights 29mm washers should be fitted.

FOAM FILLERS

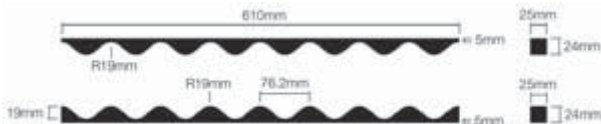
Profiled foam fillers are designed to seal roofing and cladding profiles against dust, water and water vapour ingress.

MW5R foam filler



Product code 766971

8/3 Sinusoidal foam filler




Product code 777508

Fibreglass Sheets / Fibre Cement Sheets



Fibreglass Sheeting

SIZE	CODE	SIZE	CODE
Filon 32/1000 GRP rooflights 1830mm long	963956	Filon Big 6 GRP rooflights 1830mm long	770164
Filon 32/1000 GRP rooflights 2440mm long	963957	Filon Big 6 GRP rooflights 2440mm long	770165
Filon 32/1000 GRP rooflights 3050mm long	769889	Filon Big 6 GRP rooflights 3050mm long	964234




Fibre Cement Sheets

SIZE	CODE	SIZE	CODE
Marley Eternit Profile 6 1825mm sheet	962011	Marley Eternit Profile 3 1525mm sheet	962024
Marley Eternit Profile 6 2440mm sheet	962017	Marley Eternit Profile 3 2450mm sheet	962025
Marley Eternit Profile 6 3050mm sheet	962023	Marley Eternit Profile 3 3050mm sheet	962028



Close Fitting Ridge

SIZE	CODE	SIZE	CODE
P6 Two Piece Close Fitting Ridge - SR	767963	P3 Two Piece Close Fitting Ridge - SR	767978
P6 Two Piece Close Fitting Ridge - LR	962032	P3 Two Piece Close Fitting Ridge - LR	962047



External Corner

SIZE	CODE
External Corner Barge 200 x 200 x 3000	962041



**For
Roof
Trusses
see page 99**

Polycarbonate & PVC Sheets


Glazing Sheets	68
PVC Corrugated Sheets	74
Bitumen Corrugated Sheets	75
Glazing Bars & Accessories	76



Tints/Patterned

Axgard is available in a standard pattern option where privacy is required.

Additionally Axgard is available in White, Opal tint, Bronze tint and Black, in many sizes providing a solution for a huge array of glazing applications.



Width	Length	Standard Sheet Sizes: Axgard 3mm Patterned			
	500mm	1000mm	1500mm	2000mm	3050mm
	SKU Codes				
500mm	781365	781366	781367	781368	781369
1000mm	781371	781372	781374	781375	781370
2050mm	781376	781377	781378	781379	-

Available Sheet Colours				
Black	White	Opal	Bronze	Patterned

Typical Sheet Thicknesses			
3mm	4mm	5mm	6mm

SKU Codes above are for Axgard 3mm patterned. SKU Codes for all other thicknesses and colours above are also uploaded on to the Travis Perkins product file.


- ✓ Free Cut-to-Exact Size
- ✓ Virtually Unbreakable
- ✓ Next Day Delivery
- ✓ Easy to Cut

Clear

Axgard Clear sheets are an incredibly versatile glazing solution.

The Axgard UV protection on both sides means they are perfectly suited for internal and external applications.

Cut to exact sizes, this **virtually unbreakable** sheet is available on a next day delivery.



	Length	Standard Sheet Sizes: Axgard 3mm Clear				
Width	500mm	1000mm	1500mm	2000mm	3050mm	4000mm
	SKU Codes					
500mm	780755	780756	780913	780914	780915	-
1000mm	780921	780922	780924	780925	780920	-
2050mm	780930	780931	780932	780935	975014	-

	Length	Axgard 3mm Clear	
Width	620mm	1240mm	2500mm
	SKU Codes		
620mm	780916	780917	780918
1250mm	780927	780928	780929


Typical Sheet Thicknesses			
2mm	3mm	4mm	5mm
6mm	8mm	10mm	12mm

SKU Codes above are for Axgard 3mm clear. SKU Codes for all other thicknesses are also uploaded on to the Travis Perkins product file.

6mm & 10mm

Axiome 6mm & 10mm sheet thickness options are ideal for many light weight glazing application from Cold frames to Carports . Axiome 6mm is available in Clear and the 10mm thickness is available in Clear or Opal.

A full system of Snapa & Alukap-XR Glazing Bars, Fixing Buttons and Endstop bars are shown on the following pages.



Width	Standard Sheet Sizes: Axiome Clear						
	Length 2000mm	2500mm	3000mm	3500mm	4000mm	4500mm	5000mm
SKU Codes (6mm/10mm)							
690mm	781611 / 781622	- / 781623	781612 / 781624	- / 781625	781613 / 781626	- / 781627	- / 781628
1050mm	781616 / 781629	- / 781631	781617 / 781632	- / 781633	781618 / 781634	- / 781637	- / 781641
1400mm	- / 781653	- / 781655	- / 781658	- / 975728	- / 781659	- / 781660	- / 781661
2100mm	781621 / 781642	- / 781643	781619 / 781644	- / 781646	781620 / 975792	-	-

Standard Colours

Clear

Opal

SKU Codes above are for Axiome clear.
SKU Codes for all other colours are also
uploaded on to the Travis Perkins product file.

- ✓ Free Filter Tape Included
- ✓ Strong and Lightweight
- ✓ Free Cut-to-Exact Size
- ✓ Next Day Delivery

16mm & 25mm

Axiome 16mm & 25mm sheet thickness options provide added rigidity, spanning and insulation properties.

Ideal for glazed roofing and side wall glazing, Axiome is available in Clear, Opal or Bronze on a Next Day Delivery. Standard Axiome sizes listed below can be cut down to exact size at no extra cost.



Width	Length		Standard Sheet Sizes: Axiome Clear					
	2000mm	2500mm	3000mm	3500mm	4000mm	4500mm	5000mm	
SKU Codes (16mm/25mm)								
690mm	781723 / 782228	975793 / 782229	781748 / 782230	975794 / 782231	781726 / 782232	975795 / 782233	975796 / 782234	
840mm	781727 / 782242	781728 / 782235	975800 / 782236	781732 / 782237	781734 / 782239	781735 / 782240	781737 / 782241	
1050mm	781738 / 782243	781739 / 782245	781740 / 782246	781742 / 782247	781743 / 976318	781744 / 782249	781745 / 782250	
1250mm	781746 / 782252	781747 / 782253	781724 / 782255	781750 / 782256	781751 / 782257	781740 / 782258	975834 / 782259	
1400mm	781766 / 782260	781785 / 782261	975894 / 782262	975897 / 782263	975898 / 782264	975899 / 782265	975900 / 782266	
1700mm	975901 / 782267	975902 / 976337	781849 / 782268	782089 / 782269	782092 / 976339	-	-	
2100mm	782094 / 782270	782095 / 976340	782096 / 782271	782097 / 976341	782098 / 782272	-	-	

Standard Colours

Clear	Opal	Bronze
-------	------	--------

SKU Codes above are for Axiome clear.
SKU Codes for all other colours are also uploaded on to the Travis Perkins product file.

Snap-Fix Glazing Bar

Snapa Glazing Bars provide a simple cost-effective rafter-top glazing bar solution. Snapa bars are designed to take 6mm, 10mm, 16mm and 25mm Axiome sheet.

Axiome will be supplied with a filter tape for the top and bottom which should then be closed off using the Alukap-XR Endstop Bar range for 10mm, 16mm & 25mm. Centre point fixing for Axiome sheets is simple using the Alukap-XR Fixing buttons shown below.



Bar Type	Length	Snapa Lean-to Bar		
	3m	4m	5m	6m
	SKU Codes (Brown/White)			
Snapa	782354 / 976423	976425 / 782355	782357 / 782356	782358 / 976427

Bar Type	Length	Endstop Bar	
	3m	3.6m	4.8m
	SKU Codes (Brown/White)		
10mm Endstop	782363 / 782362	976434 / 782364	782365 / 782366
16mm Endstop	976437 / 976436	976438 / 782368	976439 / 782369
25mm Endstop	782371 / 782370	782372 / 976441	782373 / 976442

Fixing Buttons (10 Per Pack)		
10mm	16mm	25mm
SKU Codes (Brown/White)		
976429 / 782360	976430 / 782361	976430 / 976431

- ✓ Next Day Delivery
- ✓ Quick & Simple Assembly
- ✓ High Quality Glazing Aesthetics
- ✓ Ridge, Hip, Gable & Wall Bar Solutions

Alukap XR Aluminium Glazing Bar

Alukap-XR is a superior and market-leading complete aluminium glazing bar system. With a powder-coated aluminium finish the Alukap-XR provides outperforming longevity.

Alukap-XR includes concealed fixing on standard bars, wall bars, gable bars, hip bars and ridge profiles, with excellent aesthetics.

The high quality design and structure of Alukap-XR merges speed of installation with outstanding performance.



Bar Type	Alukap-XR Glazing Bars			
	Length 3m	3.6m	4.8m	6m
	SKU Codes (Brown/White)			
45mm Bar	782378 / 782377	782380 / 782379	782383 / 782382	-
60mm Bar	782385 / 782384	782387 / 782386	782389 / 782388	-
Wall Bar	976477 / 782407	782409 / 782408	782411 / 782410	-
Gable Bar	782397 / 782396	782399 / 782398	782401 / 782400	-
Hip Bar	782413 / 782412	782414 / 976483	782416 / 976484	-
Ridge Bar	976491 / 782421	-	-	782423 / 976492

Gasket Type	Width	Rafter Gasket
	45mm	55mm
	SKU Codes	
Rafter Gasket/m	976501	976502
Slot Fit Rafter Gasket/m	782432	976503

Polycarbonate & PVC Sheets



Vistalux Profile 3" Sheets

Economic, lightweight and easy to install, Vistalux PVC is a versatile corrugated roofing sheet for car ports, canopies and gazebos. It is easy to cut, drill and install with standard DIY tools and is available in a choice of corrugated profiles in clear or translucent tint options

DESCRIPTION	CODE	DESCRIPTION	CODE
Vistalux 3" Std S/W Corr Sheet 6' x 1.3mm	790528	Vistalux 3" Std S/W Corr Sheet 10' x 1.3mm	790539
Vistalux 3" Std S/W Corr Sheet 8' x 1.3mm	790537		



Vistalux Profile 6" Sheets

Economic, lightweight and easy to install, Vistalux PVC is a versatile corrugated roofing sheet for car ports, canopies and gazebos. It is easy to cut, drill and install with standard DIY tools and is available in a choice of corrugated profiles in clear or translucent tint options


DESCRIPTION	CODE	DESCRIPTION	CODE
Vistalux 6" Std S/W Corr Sheet 6' x 1.3mm	852840	Vistalux 6" Std S/W Corr Sheet 10' x 1.3mm	852844
Vistalux 6" Std S/W Corr Sheet 8' x 1.3mm	852842		



Fillers

Filler for Profile 3 & 6 sheets

DESCRIPTION	CODE	DESCRIPTION	CODE
Vistalux 3" Profile Eaves Filler (Pk 6)	780826	Vistalux 6" Profile Eaves Filler (Pk 6)	780073




Fixings

Fixings for Profile 3 & 6 sheets

DESCRIPTION	CODE	DESCRIPTION	CODE
Ariel Super Fixings (inc Spacers) Pk=10	869692	Ariel 6" Profile Fixings	867937

Bitumen Corrugated



Coroline Corrugated Bitumen Sheets

Coroline corrugated bitumen sheet is a tough lightweight roofing and cladding material made from bitumen saturated organic fibres.

DESCRIPTION	CODE	DESCRIPTION	CODE
Ariel Coroline Green Sheet 2m x 950mm	893979	Ariel Coroline Brown Sheet 2m x 950mm	893985
Ariel Coroline Black Sheet 2m x 950mm	893976	Ariel Coroline Red Sheet 2m x 950mm	893982



Coroline Fixings

Colour co-ordinated fixings for Coroline


DESCRIPTION	CODE	DESCRIPTION	CODE
Ariel Coroline Black Fixings (Pk20)	893978	Ariel Coroline Brown Fixings (Pk20)	893987
Ariel Coroline Green Fixings (Pk20)	893981	Ariel Coroline Red Fixings (Pk20)	893984



Coroline Ridges

Ridge to suit Coroline sheeting

DESCRIPTION	CODE	DESCRIPTION	CODE
Ariel Coroline Black Ridge 900mm	893977	Ariel Coroline Red Ridge 900mm	893983
Ariel Coroline Green Ridge 900mm	893980	Ariel Coroline Brown Ridge 900mm	893986



Onduline Corrugated Bitumen Sheet

A tough lightweight corrugated roofing material manufactured from bitumen saturated organic fibres under intense pressure and heat.

DESCRIPTION	CODE
Ariel Onduline Sheet Black 2000mm x 950mm	915111



Onduline Fixings

Colour co-ordinated fixings for Onduline

DESCRIPTION	CODE
Ariel Onduline Nail Pack Of 20 Black	932813

**Cut to size polycarbonate sheets available next day.
Ask in branch for details.**

Glazing Bars & Accessories



Rafter Glazing Bar Cap and Base

Suitable for use with the 10mm Corotherm sheeting. This aluminium glazing bar comes complete with capping to firmly hold the polycarbonate in place along a timber rafter support. Available with either white or brown capping from 2.5 to 4 metres long.

SIZE	CODE
White 3000mm	554044



Glazing Bar Base - Aluminium (used with cap)

An aluminium glazing bar base suitable for use with either the 10mm or 16mm Corotherm sheeting. Strong enough for use with purlins at up to 1.5 metre support centres. Can also be used with full rafter support.

SIZE	CODE	SIZE	CODE
3000mm	869717	4000mm	872168



Glazing Bar Cap - (used with base)

A plastic capping used in conjunction with the glazing bar base to provide a strong support for the Corotherm. Available in either white or brown.

SIZE	CODE	SIZE	CODE
White 3000mm	869711	Brown 3000mm	869714
White 4000mm	872170	Brown 4000mm	872182



Side Flashing

Available for 10mm, 16mm and 25mm Corotherm in either white or brown. This plastic "F" profile is for use at the side edges of a Corotherm roof. Easily clipped onto the edge of the sheeting and screwed into the support through the overhang, this accessory provides an aesthetically pleasing finish to the roof edges.

SIZE	CODE	SIZE	CODE
White 10mm 3000mm	869697	White 16mm 3000mm	869700
White 10mm 4000mm	872183	White 16mm 4000mm	872185
White 10mm 6000mm	904982	Brown 16mm 3000mm	869706
Brown 10mm 3000mm	869703	Brown 16mm 4000mm	711016
Brown 10mm 4000mm	872187	Brown 16mm 6000mm	711018
Brown 10mm 6000mm	710962		



End Caps

A plastic capping which clips along the outside edge of a Corotherm roof to provide a professional look.

SIZE	CODE	SIZE	CODE
White 10mm (Pack of 2 x 2100mm)	862545	White 16mm (Pack of 2 x 2100mm)	869721
Brown 10mm (Pack of 2 x 2100mm)	869722	Brown 16mm (Pack of 2 x 2100mm)	869723

Glazing Bars & Accessories



Fixing Buttons

Super fixing buttons come with plastic washer to prevent accidental damage of the sheet resulting from over tightening (10mm and 16mm only).

SIZE	CODE	SIZE	CODE
White 10mm Super	869734	Brown 16mm Super	869737
White 16mm Super	869735	150mm x 5m Tape	869740
Brown 10mm Super	869736		



Tape

Breather tape has a fabric membrane, which allows free movement of air within the sheet structure to prevent damage due to thermal expansion. Used to seal along the outside edge of the sheet underneath the end cap. Supplied in 10m rolls.

SIZE	CODE
16mm x 10m	554045



Aluminium Sealing Tape

An aluminium tape used to seal the top edge of the Corotherm sheet, preventing the ingress of dirt, insects and algae. Supplied in 10m rolls.

SIZE	CODE
16mm x 10m	554046

For
Roof Tiles
see page 5





For **Flat** and **Pitched**
Roofing think...

the signature of assurance

easy-trim 
Roofing & Construction Products

Dry Fix Ridge & Hip Kits

Breather Membranes

Torch On Membranes

Dry Verge Systems

Lead Replacement

Over Fascia Vents

Bird Comb Filler

Wall Membranes

Ventilation Accessories

Nails and Fixings

Solutions and Sealants



the signature of assurance
easy-trim 
Roofing & Construction Products

Cladding

Cedral Weatherboard 80

UPVC Roofline 82



Cedral Weatherboard

Fibre cement Cedral Weatherboard external cladding is the ideal low maintenance, rot free alternative to traditional timber weatherboarding. With the visual appeal of natural timber, simplicity of installation and resistance to rot, Cedral Weatherboard is an attractive, low maintenance alternative to PVCu.

Cedral Weatherboard can be supplied in natural finish for site painting, or in a range of 21 factory applied solid colours and two woodstain finishes - providing an aesthetic option to suit many project requirements.



Weatherboard - Brown

SIZE	CODE	SIZE	CODE
Weatherboard	754779	End Profile	584649
External Corner (Symmetric)	390578	Connection Profile	972979
External Corner (Assymmetric)	778717	Paint 0.5L	390772
Start Profile	390580		



Weatherboard - Green

SIZE	CODE	SIZE	CODE
Weatherboard	754782	End Profile	686474
External Corner (Symmetric)	686469	Connection Profile	686475
External Corner (Assymmetric)	686470	Paint 0.5L	686477
Start Profile	686472		



Weatherboard - Blue Grey

SIZE	CODE	SIZE	CODE
Weatherboard	754786	End Profile	676436
External Corner (Symmetric)	676432	Connection Profile	676437
External Corner (Assymmetric)	676433	Paint 0.5L	676440
Start Profile	676435		




Weatherboard - Grey

SIZE	CODE	SIZE	CODE
Weatherboard	754781	End Profile	593991
External Corner (Symmetric)	982127	Connection Profile	788060
External Corner (Assymmetric)	982128	Paint 0.5L	205854
Start Profile	205853		



Weatherboard - Black

SIZE	CODE	SIZE	CODE
Weatherboard	754800	End Profile	968063
External Corner (Symmetric)	968055	Connection Profile	968065
External Corner (Assymmetric)	968056	Paint 0.5L	773998
Start Profile	968058		



Weatherboard - White

SIZE	CODE	SIZE	CODE
Weatherboard	968068	End Profile	390577
External Corner (Symmetric)	972782	Connection Profile	972784
External Corner (Assymmetric)	390576	Paint 0.5L	778716
Start Profile	584645		



Weatherboard - Cream White

SIZE	CODE	SIZE	CODE
Weatherboard	754783	End Profile	676428
External Corner (Symmetric)	676423	Connection Profile	676429
External Corner (Assymmetric)	676424	Paint 0.5L	676431
Start Profile	676426		

Loads of other colours available, ask in branch for details

Earth tones



Forest tones



Mineral tones




Ocean tones




* Complimentary Cedral Board available in these colours (see page 14)






Capping Board 9mm

DESCRIPTION	CODE	CODE	CODE	CODE	CODE	PACK QTY
	WHITE	ROSEWOOD	GOLDEN OAK	BLACK ASH	IRISH OAK	
450mm Double Capping Board	510207	510234	510235	876467	-	2 x 5m
350mm Double Capping Board	510205	510230	510232	876466	-	2 x 5m
300mm Capping Board	510203	-	-	-	-	2 x 5m
250mm Capping Board	510201	510225	510227	-	-	2 x 5m
225mm Capping Board	510200	510221	510223	876462	915767	4 x 5m
200mm Capping Board	510199	510217	510219	876458	-	4 x 5m
175mm Capping Board	510198	510214	510216	876457	915766	4 x 5m
150mm Capping Board	510197	510208	510209	876456	-	4 x 5m



Ogee Capping Board 9mm

DESCRIPTION	CODE	PACK QTY
	WHITE	
450mm Double Ogee Capping Board	510269	2 x 5m
350mm Double Ogee Capping Board	510268	2 x 5m
300mm Ogee Capping Board	510266	2 x 5m
250mm Ogee Capping Board	510265	2 x 5m
225mm Ogee Capping Board	510264	4 x 5m
200mm Ogee Capping Board	510262	4 x 5m
175mm Ogee Capping Board	510261	4 x 5m
150mm Ogee Capping Board	510260	4 x 5m




Fascia Board 18mm

DESCRIPTION	CODE	CODE	CODE	CODE	PACK QTY
	WHITE	ROSEWOOD	GOLDEN OAK	BLACK ASH	
450mm Double Fascia Board	510244	510258	510259	876476	1 x 5m
350mm Double Fascia Board	510243	510256	510257	876475	1 x 5m
300mm Fascia Board	510242	-	-	-	2 x 5m
250mm Fascia Board	510241	510254	510255	-	2 x 5m
225mm Fascia Board	510239	510251	510252	876474	2 x 5m
200mm Fascia Board	510238	510249	510250	876473	2 x 5m
175mm Fascia Board	510237	510247	510248	876471	2 x 5m
150mm Fascia Board	510236	510245	510246	876470	2 x 5m




Ogee Fascia Board 18mm

DESCRIPTION	CODE	PACK QTY
	WHITE	
400mm Double Fascia Board	510274	1 x 5m
225mm Ogee Fascia Board	510273	2 x 5m
200mm Ogee Fascia Board	510272	2 x 5m
175mm Ogee Fascia Board	510271	2 x 5m




Eurosoffit Board 9mm

DESCRIPTION	CODE WHITE	CODE ROSEWOOD	CODE GOLDEN OAK	CODE BLACK ASH	PACK QTY
400mm Eurosoffit Board	510281	-	-	-	2 x 5m
300mm Eurosoffit Board	510280	510285	510286	876481	2 x 5m
250mm Eurosoffit Board	510279	-	-	-	2 x 5m
225mm Eurosoffit Board	510277	-	-	-	2 x 5m
200mm Eurosoffit Board	510276	876479	876480	876478	2 x 5m
150mm Eurosoffit Board	510275	510282	510284	876477	2 x 5m



Utility Board 9mm

DESCRIPTION	CODE WHITE	CODE ROSEWOOD	CODE GOLDEN OAK	CODE BLACK ASH	CODE IRISH OAK	PACK QTY
450mm Utility Board	510296	-	-	-	-	2 x 5m
400mm Utility Board	510295	-	-	-	-	2 x 5m
350mm Utility Board	876483	-	-	-	-	2 x 5m
300mm Utility Board	510294	510303	510304	876489	915765	2 x 5m
250mm Utility Board	510293	-	-	-	-	2 x 5m
225mm Utility Board	510292	-	-	-	-	4 x 5m
200mm Utility Board	510291	510301	510302	876488	-	4 x 5m
175mm Utility Board	510290	-	-	-	-	4 x 5m
150mm Utility Board	510289	510299	510300	876487	-	4 x 5m
125mm Utility Board	876484	-	-	-	-	4 x 5m
100mm Utility Board	510288	510297	510298	-	-	4 x 5m



Hollow Soffit Board

DESCRIPTION	CODE WHITE	CODE ROSEWOOD	CODE GOLDEN OAK	CODE BLACK ASH	CODE IRISH OAK	PACK QTY
Hollow Soffit Board	510306	510309	510310	876561	300mm	5 x 5m
Hollow Soffit Board	510305	510307	510308	-	100mm	10 x 5m


For Guttering
see page 87





Ventilators & Accessories

DESCRIPTION	CODE	CODE	CODE	CODE	CODE	PACK QTY
	WHITE	ROSEWOOD	GOLDEN OAK	BLACK ASH	IRISH OAK	
40mm Panel Joint	510323	510345	510346	876507	915772	10 x 5m
30mm Panel Trim (2 Part)	510324	-	-	-	-	5 x 5m
25mm Board Clip	510325	510347	510348	-	-	10 x 5m
70mm Disc Ventilator	510326	-	-	-	-	50
Over Fascia Ventilator	-	-	-	-	-	20 x 1m
Felt Tray	-	-	-	-	-	1 x 1.5m
10mm Soffit Ventilator	876509	-	-	-	-	10 x 5m
Felt Edge Trim	876518	-	-	-	-	10 x 5m
10mm Over Fascia Ventilator With Comb	-	-	-	-	-	1 x 0.9m
Eaves Comb Filler	-	-	-	-	-	50 x 1m




Finishing Trims & Fixings

DESCRIPTION	CODE	CODE	CODE	CODE	CODE	CODE	CODE	CODE	PACK QTY
	WHITE	ROSEWOOD	GOLDEN OAK	BLACK ASH	IRISH OAK	BROWN	OAK	BLACK	
Double Capping Board Joint Trim	510311	510330	510331	876559	915771	-	-	-	10
Double Capping Board Corner Trim	510313	510332	510333	876560	915769	-	-	-	10
Double 90° Internal Corner Joint Trim	676747	-	-	-	915768	-	-	-	10
Double Ogee Joint Trim	510314	-	-	-	-	-	-	-	10
Double Ogee Corner Trim	510315	-	-	-	-	-	-	-	10
Double Ogee 90° Internal Corner Trim	510316	-	-	-	-	-	-	-	10
Double Ogee 135° External Angle Trim	510317	-	-	-	-	-	-	-	10
30mm Fixing Pins	510318	-	-	-	915774	510334	510335	895389	250
40mm Fixing Pins	510319	-	-	-	-	510336	510337	895390	250
50mm Fixing Nails	510320	-	-	-	-	510338	510339	895391	100
65mm Fixing Nails	510321	-	-	-	-	510341	510342	-	100
Roofline Finial	510322	510343	510344	-	-	-	-	-	10




For Roof Tiles
see page 5



Cladding & Trims

DESCRIPTION	CODE WHITE	CODE ROSEWOOD	CODE GOLDEN OAK	CODE BROWN	CODE OAK	PACK QTY
125mm Shiplap Cladding	510351	510365	510366	-	-	5 x 5m
150mm Shiplap Cladding	510352	510370	510371	-	-	5 x 5m
100mm Open V Cladding	510353	510372	510373	-	-	5 x 5m
125mm Starter Trim	510354	-	-	510374	510375	10 x 5m
125mm Edge Trim (2 Part)	510356	510376	510377	-	-	5 x 5m
125mm Angle Trim (2 Part)	510357	510390	510391	-	-	5 x 5m
125mm Drip Trim	510358	510392	510396	-	-	10 x 5m
125mm Joint Trim	510359	510397	510399	-	-	10 x 5m
125mm Butt Joint	510361	510400	510401	-	-	10
150mm Butt Joint	510362	510407	510432	-	-	10
100mm Butt Joint	510363	510434	510437	-	-	10
30mm Cladding Pins	510364	-	-	-	-	250




Window Finishing Trims

DESCRIPTION	CODE WHITE	CODE ROSEWOOD	CODE GOLDEN OAK	CODE BLACK ASH	PACK QTY
45mm Pencil Round Architrave	657633	657645	657646	876491	10 x 5m
65mm Pencil Round Architrave	657634	657647	657648	876492	10 x 5m
95mm Pencil Round Architrave	657635	657649	657650	876493	10 x 5m
13mm Small Quadrant	657636	657651	657652	-	20 x 5m
17.5mm Large Quadrant	657637	657653	657654	876501	20 x 5m
25mm D Mould	657638	657655	657656	876502	20 x 5m
20mm Cloaking Fillet	657639	657657	657658	-	20 x 5m
30mm Cloaking Fillet	657640	657659	657660	-	20 x 5m
35mm Cloaking Fillet	657641	657661	657662	-	20 x 5m
20mm x 15mm Bead	657642	657663	657664	-	20 x 5m
20mm Square	876504	876505	876506	876503	20 x 5m

For Guttering
see page 87




UPVC Roofline



Window Board 9mm


DESCRIPTION	CODE WHITE	PACK QTY
150mm Window Board	918301	1 x 5m
175mm Window Board	918302	1 x 5m
200mm Window Board	918303	1 x 5m
225mm Window Board	918304	1 x 5m
250mm Window Board	918305	1 x 5m
300mm Window Board	918307	1 x 5m
405mm Window Board	918309	1 x 5m
Double End Cap	918310	10 Pairs
Window Board End Cap	918312	5 Pairs
Window Board Retaining Trim	148829	1 x 6m
Window Board Retaining End Cap	148830	2 Pairs



Rigid & Adjustable Angles

DESCRIPTION	CODE WHITE	CODE ROSEWOOD	CODE GOLDEN OAK	PACK QTY
50mm Adjustable Angle	876522	876523	876524	20 x 5m
70mm Adjustable Angle	657643	876525	876526	20 x 5m
100mm Adjustable Angle	876528	876530	876529	15 x 5m
100mm x 80mm Rigid Angle	876531	876533	876534	5 x 5m
80mm x 80mm Rigid Angle	657644	876535	876540	5 x 5m
60mm x 60mm Rigid Angle	876541	876542	876543	5 x 5m
40mm x 40mm Rigid Angle	876545	876547	876548	20 x 5m
25mm x 25mm Rigid Angle	876552	876553	876554	20 x 5m
100mm x 80mm Hollow Angle	876556	876557	876558	5 x 5m

COLOURS AT A GLANCE











Guttering

PVC Guttering	88
Aluminium Guttering	90
Cast Iron Guttering	90
Steel Guttering	90



Osma - Rainwater – Range Overview

DOMESTIC







	Range	Gutter Profile	Maximum Roof Area *	Downpipe Systems
	RoundLine		163m ²	68mm ●
	SquareLine		178m ²	61mm ■ 68mm ●
	StormLine High Capacity		254m ²	61mm ■ 68mm ●
	DeepLine High Capacity		299m ²	68mm ●

INDUSTRIAL & COMMERCIAL

	SuperLine		250m ²	68mm ●
	RoofLine		317m ²	110mm ●

* Maximum roof area when using one downpipe

Osma - Rainwater – Range Overview

Colour Choice	Features and Benefits
	<ul style="list-style-type: none"> ● 4 1/2" (112mm) Half-round gutter system ● Classic simple, shape ● Hydrodynamic apertures on outlets for outstanding flow performance ● Concealed sockets to hide cut ends ● Retained seals stay in place for thermal expansion
	<ul style="list-style-type: none"> ● 4" (100mm) Square section gutter system ● Smart, efficient rectilinear profile ● Hydrodynamic apertures on outlets for outstanding flow performance ● Concealed sockets to hide cut ends
	<ul style="list-style-type: none"> ● 4 1/4x3 3/4" (111x76x97mm) Ogee profile gutter system. Distinctive, high capacity design ● High front edge to prevent water overshoot. Internal ribs to help flow through of debris ● Concealed hanging bracket fixing option ● Downpipe restraint for a more secure hold: valuable for needs of taller buildings ● Connect to round or square downpipe without an adaptor
	<ul style="list-style-type: none"> ● 4 1/2" (113mm) Semi-elliptical gutter system ● Compact gutter with high capacity ● Hydrodynamic apertures on outlets for outstanding flow performance ● Concealed sockets to hide cut ends
	<ul style="list-style-type: none"> ● 5" (125mm) Half-round gutter system ● Versatile system offering excellent volume removal rate ● Hydrodynamic apertures on outlets for outstanding flow performance ● Concealed sockets to hide cut ends
	<ul style="list-style-type: none"> ● 6" (150mm) Half-round gutter system. Very high capacity in a classic profile ● Hydrodynamic apertures on outlets for outstanding flow performance ● Concealed sockets to hide cut ends ● 110 downpipe manufactured with Wavin's award winning Recycore technology, containing over 50% recycled material

ALUTEC

ALUMINIUM RAINWATER SYSTEMS

Leader in innovative aluminium rainwater, fascia and soffit




HF
Hargreaves
RAINWATER • SOIL • DRAINAGE

Manufacturers and specialists of cast iron



ALUMASC

RAINWATER SYSTEMS

Steel, Aluminium and cast iron rainwater systems




CYCLONE
STEEL AGAINST THE STORM

Steel guttering system from Saint Gobain - PAM




Lindab
www.lindab.co.uk

The lightweight, high performance steel rainwater system





STAND OUT FROM THE CROWD



Discover the **ARP** difference!

When it comes to Aluminium & Cast Iron Rainwater needs, not everyone is the same. Your project needs efficient supply management to get material to site when you need it.

For the best in service, quote **TEAM ARP** in branch today to unlock a faster project delivery, through our integrated rainwater and roofline solution.

- ✓ 24 hour Quote Turnaround
- ✓ Priority Lead Time
- ✓ Drawing Take Off's & Technical Support
- ✓ Architectural & Specification Assistance
- ✓ On Site Assisted Measuring Service
- ✓ Competitive Pricing





FULL PRODUCT LISTING AVAILABLE IN ALL BRANCHES - **JUST QUOTE TEAM ARP**

CONSTRUCT

High performance products for the construction sector, including:

- Geomembranes and gas barriers
- Geotextiles and ground stabilisers
- Roofing and drainage materials



GRASS

Quality artificial grass designed for a range of applications, including:

- Home and commercial landscaping
- Sports and leisure facilities
- Exhibition and other bespoke use



AGRI

A range of solutions for the agricultural industry, including:

- Ground protection materials
- Packing and baling solutions
- Wrapping and bagging products



“ Since its creation in the 19th Century, Juta has grown to become one of the world's most respected manufacturers of technological fabrics and synthetic products ”




Insulation

Pitched Roof	94
Glass Fibre	94
Flat Roof	95




Pitched Roof / Glass Fibre



Celotex TB4040

Celotex TB4000 is a general purpose insulation board for floors, walls and roofs. Manufactured from rigid polyisocyanurate (PIR). Available in thicknesses ranging from 12-45mm. Easy to cut and shape.


SIZE	CODE	SIZE	CODE
Celotex TB4000 Board 1200 x 2400 x 12	778033	Celotex TB4000 Board 1200 x 2400 x 30	778036
Celotex TB4000 Board 1200 x 2400 x 20	778034	Celotex TB4000 Board 1200 x 2400 x 35	778037
Celotex TB4000 Board 1200 x 2400 x 25	778035	Celotex TB4000 Board 1200 x 2400 x 40	778038



Celotex GA4000

Celotex GA4000 is a general purpose insulation board for floors, walls and roofs. Manufactured from rigid polyisocyanurate (PIR). Available in thicknesses ranging from 50-100mm. Easy to cut and shape.

SIZE	CODE	SIZE	CODE
Celotex GA4000 Board 1200 x 2400 x 50	778040	Celotex GA4000 Board 1200 x 2400 x 80	778046
Celotex GA4000 Board 1200 x 2400 x 60	778042	Celotex GA4000 Board 1200 x 2400 x 90	778047
Celotex GA4000 Board 1200 x 2400 x 70	778044	Celotex GA4000 Board 1200 x 2400 x 100	778048
Celotex GA4000 Board 1200 x 2400 x 75	778045		



Celotex XR4000

Celotex XR4000 is a general purpose insulation board for floors, walls and roofs. Manufactured from rigid polyisocyanurate (PIR). Available in thicknesses ranging from 110-200mm. Easy to cut and shape.

SIZE	CODE	SIZE	CODE
Celotex XR4000 Board 1200 x 2400 x 110	778049	Celotex XR4000 Board 1200 x 2400 x 150	778053
Celotex XR4000 Board 1200 x 2400 x 120	778050	Celotex XR4000 Board 1200 x 2400 x 165	778054
Celotex XR4000 Board 1200 x 2400 x 130	778051	Celotex XR4000 Board 1200 x 2400 x 200	778055
Celotex XR4000 Board 1200 x 2400 x 140	778052		



Knauf Loft Roll 44CC

Loft Roll 44 is an unfaced glass mineral wool roll which is lightweight, flexible, resilient and non-combustible. For the provision of thermal and acoustic insulation in new build lofts and also loft conversions.

SIZE	CODE	SIZE	CODE
Knauf Loft Roll Combi-cut 100mm 13.89m ²	114784	Knauf Loft Roll Combi-cut 170mm 8.01m ²	114786
Knauf Loft Roll Combi-cut 150mm 9.18m ²	114785	Knauf Loft Roll Combi-cut 200mm 5.93m ²	114787




Isover Loft Roll

Isover Loft Roll is a low density glass mineral wool roll supplied in 100-200mm thicknesses. The strong, resilient and flexible rolls are pre-perforated to 3 x 386mm and 2 x 580mm widths to fit between common joist spacing.

SIZE	CODE	SIZE	CODE
Isover Spacesaver 100mm 10.64m ²	964860	Isover Spacesaver 170mm 6.25m ²	382655
Isover Spacesaver 150mm 6.99m ²	382653	Isover Spacesaver 200mm 4.5m ²	770793


**Xtratherm Pitched Roof
Insulation Board also available**



Xtratherm FR-ALU

Insulation board for flat roofing single ply mechanical fix only, foil faced.


SIZE	CODE	SIZE	CODE
2400mm x 1200mm x 25mm	611540	2400mm x 1200mm x 80mm	611549
2400mm x 1200mm x 40mm	611541	2400mm x 1200mm x 90mm	611550
2400mm x 1200mm x 50mm	611542	2400mm x 1200mm x 100mm	611551
2400mm x 1200mm x 60mm	611543	2400mm x 1200mm x 110mm	611552
2400mm x 1200mm x 70mm	611546	2400mm x 1200mm x 120mm	611553
2400mm x 1200mm x 75mm	611548		



Xtratherm FR-MG

Insulation board for flat roofing single ply mechanical fix or fully adhered, tissue faced.

SIZE	CODE	SIZE	CODE
1200mm x 600mm x 25mm	611554	1200mm x 600mm x 75mm	611559
1200mm x 600mm x 40mm	611555	1200mm x 600mm x 80mm	611560
1200mm x 600mm x 50mm	611556	1200mm x 600mm x 90mm	611561
1200mm x 600mm x 60mm	611557	1200mm x 600mm x 100mm	611562
1200mm x 600mm x 70mm	611558	1200mm x 600mm x 120mm	611566



Xtratherm FR-BG

Insulation board for flat roofing built up flat roofing, glass fibre faced.

SIZE	CODE	SIZE	CODE
1200mm x 600mm x 25mm	611567	1200mm x 600mm x 80mm	611577
1200mm x 600mm x 40mm	611568	1200mm x 600mm x 90mm	611579
1200mm x 600mm x 50mm	611569	1200mm x 600mm x 100mm	611580
1200mm x 600mm x 60mm	611571	1200mm x 600mm x 120mm	611582
1200mm x 600mm x 70mm	611574		



Xtratherm FR-TP

Insulation board for flat roof solutions with a 6mm ply.

SIZE	CODE	SIZE	CODE
2400mm x 1200mm x 56mm O/All	473936	2400mm x 1200mm x 106mm O/All	271407
2400mm x 1200mm x 76mm O/All	473937	2400mm x 1200mm x 116mm O/All	271408
2400mm x 1200mm x 81mm O/All	271406	2400mm x 1200mm x 126mm O/All	617886
2400mm x 1200mm x 96mm O/All	473938		

Timber & Sheet Materials
see page 97

TAKE IT AS RED.

JB-RED Factory Graded Roofing Battens

The new British Standard for the design, materials, application, installation and performance of slates, tiles, shingles and shakes is clear: roofing battens must be graded to BS5534.

This means that battens delivered to site should be graded and marked in accordance with the new standard and have supporting documentation. There's no grey area on BS5534, so take it as Red that roofing battens from John Brash are fully compliant.

JohnBrash

110 YEARS
JohnBrash



Timber & Sheet Materials

Batten 98

Plywood & OSB 98

Trusses 99




Batten / Plywood & OSB



Timber Batten

Pressure treated. All products FSC certified.

SIZE	CODE	SIZE	CODE	SIZE	CODE
19 x 38mm 3.6m	206952	25 x 38mm 3.9m	629053	25 x 50mm 3.9m	629056
19 x 38mm 3.9m	754306	25 x 38mm 4.2m	206948	25 x 50mm 4.2m	206943
19 x 38mm 4.2m	206953	25 x 38mm 4.5m	629054	25 x 50mm 4.5m	629057
19 x 38mm 4.5m	629061	25 x 38mm 4.8m	206949	25 x 50mm 4.8m	206944
19 x 38mm 4.8m	206954	25 x 38mm 5.1m	629055	25 x 50mm 5.1m	629058
19 x 38mm 5.1m	754307	25 x 38mm 5.4m	322805	25 x 50mm 5.4m	322808
19 x 38mm 5.4m	322803	25 x 50mm 3.0m	206940		
25 x 38mm 3.6m	206947	25 x 50mm 3.6m	206941		



BS 5534 Batten

Pressure treated. All products FSC certified.

SIZE	CODE	SIZE	CODE
Roofing Batten 25 x 50mm	238054	JB Red Roofing Batten 25 x 50mm	906536
Roofing Batten 25 x 38mm	238044		



Scaffold Board

Graded in accordance with BS2482. All products FSC or PEFC certified.

SIZE	CODE	SIZE	CODE
38 x 225mm 3.0m	861914	38 x 225mm 3.9m	861911



Shuttering/Sheathing Ply

Excellent all round panel used for sheathing / hoarding and general purpose building applications. FSC certified. Softwood throughout. For structural use in accordance with EN 13986.

SIZE	CODE
2440 x 1220 x 18mm	683573



Wisa-Spruce Structural Ply

PEFC certified. For Structural use in accordance with EN 13986 / BS5268. European Softwood Plywood. E1 low emission glue.

SIZE	CODE
2400 x 600 x 18mm	838247



OSB 3

FSC certified. Structural use in accordance with EN13986. E1 low emission glue.

SIZE	CODE	SIZE	CODE
OSB3 TG4 2400 x 590 x 18mm	608511	OSB3 2440 x 1220 x 18mm	803928


Roof Trusses

I-Joist & Metal Web Joists

We provide a competitive pricing service. For further details contact your local branch sales team who will be happy to help.

Trusses:

- All projects undertaken: domestic, commercial, and industrial
- Whole roofing package from wallplate to fascia/bargeboard
- Engineered drawings for local authority approval (building regulations/planning approval)
- PEFC/FSC certified



I-Joist:

- Used in: flat roofs, pitched roofs, floors, timber frame panels
- Engineered structural members
- Dimensional stable, straighter, stronger, squeak free floors.
- Lighter and easier to handle
- Layout drawings site installation guides, cutting lists/fixing details provided
- PEFC/FSC certified



Trusses

Metal Web/Posi Joist:

- Open web system
- Factory-manufactured made to measure flooring system
- Lighter and easier to handle
- Improved floor rigidity

Glulam Beams:

- Laminates of selected graded timber glued together to give extreme strength
- Can be supplied in long lengths
- Glulam is one of the strongest structural materials per unit weight.
- With the inclusion of Glulam beams within our trussed rafter and Posi-Joist designs, it is possible to reduce the amount of steel required on site
- Individual Shaped: straight, curved, cranked, pre-chambered, and portal frames
- PEFC / FSC certified

Cross Laminated Timber:

- Cross laminated is a two-way spanning timber panel
- Can be used to produce roof & floor panels and walls
- Large panel sizes 24m in length, 340mm thick and 2950mm in width
- Dimensional stable
- Reduced construction time



Tools & Tool Hire

Hand Tools 102

Tool Hire 104



Hand Tools



Knives

NAME	CODE	NAME	CODE
Holdon Aluminium Retractable Knife	352435	Stanley Fatmax XL Snap Off Knife	295551
Holdon Viper Folding Knife	352491	Stanley Quickslide Sliding Pocket Knife	307296
Holdon 18mm Snap Off Blade Knife	185687	Stanley 18mm Snap-Off Blade Knife	615621
Stanley 99E Retractable Blade Knife	901074	Irwin Pro Touch Retractable	698512
Stanley Instant Change Knife With 5 Blades	115145	Irwin Pro Touch Auto Load Snap Off Knife 9mm	271669
Stanley Fatmax XL Retractable Knife	517701	Irwin Folding Blade Knife	973814
Stanley 199 Trimming Knife	906509	Bahco Squeeze Knife	356034



Panel Saw

NAME	CODE	NAME	CODE
Holdon Rapsaw 22in Triple Ground Hand Saw	185690	Irwin Jack Xpert Veneer Floorboard Saw 13in	615549
Irwin Jack Plus Universal 880 Panel Saw 20in	526655	Irwin Jack Plus 770 Panel Saw 22in Coarse	615552
Irwin Jack Plus 880 Universal Panel Saw 22in	526656	Bahco Barracuda Handsaw 20in	504645
Irwin Plus Universal Coated Handsaw 22in	262833	Bahco Barracuda Handsaw 22in	504647
Irwin Jack Xpert Fine Handsaw 15in	415830	Bahco Profcut Plus Handsaw 22in	615556
Irwin Jack Xpert Fine Handsaw 22in	415832	Bahco Profcut Handsaw 22in	615557
Irwin Jack Xpert Universal Handsaw 15in	415835	Bahco Hardpoint Handsaw 20 x 8Pt	906393
Irwin Jack Xpert Universal Handsaw 20in	415837	Bahco Hardpoint Handsaw 22 x 8Pt	906394
Irwin Jack Xpert Universal Handsaw 22in	415838	Bahco Hardpoint Superior Handsaw 22in	897539
Irwin Jack Xpert Coarse Handsaw 22in	415842	Bahco Hardpoint Superior Handsaw 22in	841771
Irwin Jack Evo Universal Handsaw Long Version 707568		Bahco Laminator Saw 20in	353738
Irwin Jack Plus 990 Panel Saw 22in Fine	958311	Bahco Toolbox Handsaw 14in	750674
Irwin Jack Tenon Saw 10in	982569	Bahco Hardpoint Blocksaw 26in	906401
Irwin Jack Xpert Light Concrete Saw 28in	415844	Holdon 300mm Floorboard Saw 12tpi	923261



Claw Hammer

NAME	CODE	NAME	CODE
Holdon 16oz Steel Claw Hammer	146996	Estwing Hammer 20oz Claw Surestrike	710287
Holdon Steel Shaft Claw Hammer 20oz	352434	Estwing Hammer 20oz Claw Leather Grip	905424
Stanley Fatmax Xtreme Anti-Vibration Hammer 20oz/567g	115642	Estwing Hammer 20oz Claw Vinyl Grip	905583
Stanley Steelmaster Claw Hammer 570g	857962	Estwing Hammer 16oz Claw Vinyl Grip	906888
Estwing Hammer 16oz Claw Surestrike	710286	Estwing Hammer 20oz Claw Straight	907819



Chalk & Reels

NAME	CODE	NAME	CODE
Holdon Blue Chalk Refill 225g	729201	Stanley Fatmax XL Chalk Red 225 Gram	722876
Stanley Blue Chalk Refill 113 Gram	906488	Holdon Alloy Chalk Line Reel With Chalk	352486
Stanley Red Chalk Refill 113 Gram	906489		



Lead Tools

NAME	CODE
Monument Lead Dresser Beechwood No.2	905708



Shovels, Spades, Forks & Rakes

NAME	CODE	NAME	CODE
Holdon Tubular Steel Taper Mouth No.2 Shovel	352444	Holdon General Purpose Spade	352452
Holdon Tarmac Rake - Wooden Handle	147007	Bulldog Cable Laying Shovel MYD	431534
Holdon Long Handled Roundshovel - Wooden Handle	147008	Bulldog West Country Shovel	550328
Holdon Tubular Steel Square Mouth No.2 Shovel	352445	Bulldog Snow Shovel SNOW1	587244
Holdon Solid Socket Square Mouth No.2 Shovel	352446	Bulldog 16 Newcastle Drainer Spade All Metal Design	710288
Holdon Tubular Steel Lightweight Fork 30in	352448	Roughneck Micro Round Shovel 27in Handle	802088
Holdon Tubular Steel Trenching Shovel 28in MYD	352449	Roughneck Micro Square Shovel 27in Handle	802089
Holdon Open Socket No.2 Square Mouth Shovel - MYD Handle	923286	Bulldog KI Triple O Square Mouth Shovel	912972
		Bulldog Taper Shovel 2MYD	431531



Holdon Trowels

NAME	CODE	NAME	CODE
Holdon 11in Philadelphia Pattern Soft Grip Brick Trowel	729198	Holdon 11in x 4.5in Soft Grip Plastering Trowel	146997
Holdon 11in x 4.5in Soft Grip Notched Adhesive Trowel	146991	Holdon 18in Soft Grip Flooring Trowel	147001
Holdon 18in x 4.5in Soft Grip Plastering Trowel	146992	Holdon 8in Soft Grip Bucket Trowel	729199
		Holdon 7in Soft Grip Gauging Trowel	729204
		Holdon 6in Soft Grip Pointing Trowel	923267




Snips & Pincers

NAME	CODE	NAME	CODE
Holdon Heavy Duty Straight Aviation Snip	185711	NWS Metal Shears 250mm Gilbow Pattern Straight Cut	716483
Irwin Gilbow G245 Straight Tinsnip 10in	504577	Gilbow Midwest Aviation Snip	716481
Irwin Aviation Snips - Straight Cut	698371	Holdon 200mm Carpenters Pincers	147006
Irwin Aviation Snips - Utility Cut	698392		



Gas Nailers

NAME	CODE	NAME	CODE
Paslode IM350+ Nail Gun 2 X 1.2Ah Batteries	413854	Paslode Im360Ci Nailer (1 X 1.25Ah Li-Ion Battery)	403343



Nail and Fuel Packs

NAME	CODE	NAME	CODE
Paslode Nail/Fuel Pack 51x2.8mm Ring Galv Plus	328876	Paslode Handy Pack 63x3.1mm Ring Galv Plus	328895
Paslode Nail/Fuel Pack 63x2.8mm Ring Galv Plus	328879	Paslode Handy Pack 75x3.1mm Ring HDGV	328897
Paslode Nail/Fuel Pack 63x3.1mm Ring Galv Plus	328881	Paslode Handy Pack 90x3.1mm Smooth HDGV	328898
Paslode Nail/Fuel Pack 75x3.1mm Ring Galv Plus	328884	Paslode Handy Pack 63x2.8mm Ring Stainless Steel	328899
Paslode Nail/Fuel Pack 90x3.1mm Straight Bright	328887	Paslode Handy Pack 51x2.8mm Ring Stainless Steel	328900
Paslode Nail/Fuel Pack 90x3.1mm Straight Galv Plus	328888	Paslode Handy Pack 80x3.1mm Ring Stainless Steel	328901
Paslode Nail/Fuel Pack 90x3.1mm Straight HDGV	328889	Paslode IM90 Nail Fuel Pack Ring Galv Plus 51x2.9mm	556685
Paslode Nail/Fuel Pack 90x3.1mm Unilock HDGV	328890	Paslode IM90 Nail Fuel Pack Ring Galv Plus 63x3.2mm	556694
Paslode Handy Pack 51x2.8mm Ring Galv Plus	328891	Paslode IM90 Nail Fuel Pack Ring Galv Plus 90x3.2mm	556703
Paslode Handy Pack 63x2.8mm Ring Galv Plus	328893		



Cordless gas-powered nailers for first and second fix wood to wood nailing.

- Up to 100 nails per hour
- Fixes nails up to 90mm
- Wide range of fixings available
- Ideal for battening, cladding, decking and skirting boards

Nails available in branch

Gas Nailers

Code	Additional Information	Decibel Level	Vibration Level	Power	Weight
S217708	19-64mm Cordless	128	3	Gas	2kg
S217709	51-90mm Cordless	95	3	Gas	3kg

Subject to trade terms where applicable



Powerful machine easily cuts into concrete, stone, metal and brickwork.

- Can be fitted with a surface grinding wheel for facing and grinding
- Cuts to a depth of 56mm
- 230mm cut-off wheel

Angle Grinder

Code	Additional Information	Decibel Level	Vibration Level	Power	Weight
S218248	230mm	100	3	110v	5kg

Subject to trade terms where applicable

Core range of available in selected Travis Perkins branches only, contact your local branch for more details.

Suitable for mitring picture frames, skirting boards and architraves.

- Cuts mouldings up to 225mm
- Stable, accurate cutting
- Tungsten tipped blade
- TCT blade available
- Sharpening charges apply



Crosscut & Mitre Saw

Code	Additional Information	Decibel Level	Vibration Level	Power	Weight
S218334	Mitre Saw	106	3	110v	20kg
S218333	Mitre Saw	95	3	240v	31kg
S218336	Radial Arm	113	3	110v	21kg

Subject to trade terms where applicable



Quickly and efficiently transports heavy loads to roof height. Fully reversible, ideal for stripping salvage.

- Fast to erect
- Up and running in under 6 minutes
- Continuous action
- No waiting for platforms to be loaded/unloaded

Up and running in under 6 minutes

Inclined Conveyor - Bumpa/Hoddi

Code	Additional Information	Decibel Level	Power	Weight
S218705	Hoddi 5m	48	110v	76kg
S218706	Bumpa 8m	48	110v	70kg
S218707	Bumpa 8m	75	Petrol	76kg
S218709	Bumpa 10m	75	Petrol	105kg

Subject to trade terms where applicable



Ideal for cutting stone, concrete, metal and asphalt.

- Two stroke petrol engine
- Range of abrasive discs available on sale or return basis
- Diamond blade available for hire or purchase

2 stroke
oil available
in branch

Abrasive Saw

Code	Additional Information	Decibel Level	Vibration Level	Power	Weight
S218202	305mm	97	5	2 Stroke	9kg
S218203	356mm	114	12	2 Stroke	14kg
S218201	Disc Cutter Trolley KV760				

Subject to trade terms where applicable

Convert power from 240v to 110v.

- Multiple outlets
- 16 and 32 amp outlets
- Items S219105 to be used with heaters & dehumidifiers
- Various sizes available

CORE
RANGE
AVAILABLE
NOW



Transformer

Code	Additional Information	Power	Weight
S219102	3kVA	240v	19kg
S219105	3kVA Continuous/ Vented	240v	35kg
S219106	5kVA	240v	40kg
S219108	10kVA	240v	86kg

Subject to trade terms where applicable

Core range of available in selected Travis Perkins branches only, contact your local branch for more details.



The premium aluminium modular tower system for integral ladders. Lightweight components and snap click braces aid assembly. Conforms to EN1004 regulations.

- **850mm wide to offer access in restricted areas**
- **Slip-resistant deck platforms for increased safety**

Boss Alloy Tower - Single Width

Code	Additional Information	Width	Weight
5083	1.8 x 3.2m High (3T)	850mm	152kg
5084	1.8 x 3.7m High (3T)	850mm	159kg
5085	1.8 x 4.2m High (3T)	850mm	165kg
5086	1.8 x 4.7m High (3T)	850mm	185kg
5088	1.8 x 5.2m High (3T)	850mm	198kg
5089	1.8 x 5.7m High (3T)	850mm	204kg
5090	1.8 x 6.2m High (3T)	850mm	210kg
5091	1.8 x 6.7m High (3T)	850mm	245kg
5093	1.8 x 7.2m High (3T)	850mm	258kg

Subject to trade terms where applicable

Boss Alloy Tower - Double Width

Code	Additional Information	Width	Weight
5054	1.8 x 3.2m High (3T)	1450mm	174kg
5055	1.8 x 3.7m High (3T)	1450mm	182kg
5056	1.8 x 4.2m High (3T)	1450mm	188kg
5058	1.8 x 4.7m High (3T)	1450mm	208kg
5059	1.8 x 5.2m High (3T)	1450mm	223kg
5060	1.8 x 5.7m High (3T)	1450mm	231kg
5061	1.8 x 6.2m High (3T)	1450mm	237kg
5063	1.8 x 6.7m High (3T)	1450mm	257kg
5064	1.8 x 7.2m High (3T)	1450mm	272kg

Subject to trade terms where applicable

The premium aluminium modular tower system for integral ladders. Lightweight components and snap click braces aid assembly. Conforms to EN1004 regulations.

- **1450mm wide for a wider work space**
- **Slip resistant deck platforms for increased safety**
- **Easy-to-use toe board system**

All towers supplied comply with the 3T method of installation. All tower rates are based on the height to the working platform.

We recommend that risk assessments are carried out when using all types of access equipment.

Tool Hire

The Boss Camlock Advanced Guardrail System offers an alternative build method for BoSS Ladderspan towers, offering the following features:

- **Fewer components - quicker & simpler to build**
- **Safety - Guardrail in place before user ascends tower**
- **Tower rigidity - created by positive Camlock action**



Boss Alloy Tower - AGR Single Width			
Code	Additional Information	Width	Weight
6104	1.8 x 2.7m High (AGR)	850mm	144kg
6105	1.8 x 3.7m High (AGR)	850mm	168kg
6107	1.8 x 4.2m High (AGR)	850mm	172kg
6108	1.8 x 4.7m High (AGR)	850mm	190kg
6109	1.8 x 5.7m High (AGR)	850mm	213kg
6111	1.8 x 6.2m High (AGR)	850mm	217kg
6112	1.8 x 6.7m High (AGR)	850mm	235kg
6114	1.8 x 7.7m High (AGR)	850mm	259kg

Subject to trade terms where applicable

The Boss Camlock Advanced Guardrail System offers an alternative build method for BoSS Ladderspan towers, offering the following features:

- **Fewer components - quicker & simpler to build**
- **Safety - Guardrail in place before user ascends tower**
- **Tower rigidity - created by positive Camlock action**

Boss Alloy Tower - AGR Double Width			
Code	Additional Information	Width	Weight
6146	1.8 x 2.7m High (AGR)	1450mm	164kg
6148	1.8 x 3.7m High (AGR)	1450mm	205kg
6149	1.8 x 4.2m High (AGR)	1450mm	209kg
6150	1.8 x 4.7m High (AGR)	1450mm	227kg
6152	1.8 x 5.7m High (AGR)	1450mm	254kg
6153	1.8 x 6.2m High (AGR)	1450mm	271kg
6154	1.8 x 6.7m High (AGR)	1450mm	289kg
6156	1.8 x 7.7m High (AGR)	1450mm	329kg

Subject to trade terms where applicable

All towers supplied comply with the 3T method of installation. All tower rates are based on the height to the working platform.

Triple Alloy Ladder		
Code	Additional Information	Weight
S218922	2.75m/8ft	14kg
S218923	3.1m/10ft	23kg
S218924	3.7m/12ft	33kg
S218926	4.5m/15ft	35kg

Subject to trade terms where applicable

Heavy duty, lightweight, class 1 aluminium ladder.

- Solid rubber feet
- Push-up or rope operated
- For use on inspection



Ladder Stay and Stopper

Code	Additional Information	Weight
1010	Stay	3kg
1011	Stopper	5kg


Subject to trade terms where applicable

Make working at height easier and far safer by fitting the Ladder Stay to your existing extension ladder.

- Avoids damage to gutters, tiles and window frames
- Fits easily to most extension ladders

Anti-slip mat

- Tough rubber construction giving increased surface area on the ground
- One size fits most ladders
- Compliant with Working at Height Regulations 2005



Roof Ladder

Code	Additional Information	Weight
S218929	4.2m/14ft	17kg
S218930	5.4m/18ft	22kg
S218931	6.27m/21ft	23kg

Subject to trade terms where applicable

Enables user to safely reach across sloping roofs to carry out inspections and repairs.

- Square rungs and lightweight stiles
- Fitted with ridge hook assembly, support bearers and wheels
- Ridge hook fits into central ridge of roof



Various sizes available
Designed for pitched roofs of up to 55°

To help minimise risk, it is advised that all ladders should be used in conjunction with a ladder stopper.

Tool Hire

Suitable for almost any general and non-hazardous waste requirements. Range of sizes available as well as wait and load services, tipper vehicles and roll on roll off skips.



Skips	
Size	Suitable For
2 – 3 yards (approx 20 – 30 black bin bags)	Low volume waste projects such as kitchen and bathroom refits
3 – 4 yards (approx 30 – 40 black bin bags)	Medium volume waste projects such as shop refits and small building projects
6 – 8 yards (approx 50 – 60 black bin bags)	Very economical skip, the type usually seen on the roadside. Suitable for most waste including heavy waste
10 – 14 yards (approx 70 – 80 black bin bags)	For larger projects and commercial work. Not suitable for heavy waste such as soils

Subject to trade terms where applicable



Wait and Load Service

No skip hire permits required. Ideal for shop-fitters, property developers, builders and contractors in urban locations where disposing of waste is highly restrictive. Options available from caged vehicles up to 40 yard tipper vehicles and grab.



Roll on Roll off Skips

Sizes range from 20 yard – 40 yard, open/enclosed and compactor bins. Ideal for large industrial jobs such as building waste, packaging waste and recyclables such as cardboard, paper, wood, metal and plastics.

Call our Waste Management Team on
0344 892 1873
 for further details

You can position it up to 4m from the roadside and start filling it straight away.

All common waste types accepted; but if you have any further queries please email us at: wastemanagement@travisperkins.co.uk

Bags can be collected from behind walls and fences provided they are less than 6ft tall and we can gain access to the bag.

Arrange a collection and get a quote, call

0344 892 2685

All Hippobags will be collected within 5 days of the booking

You don't even need to be in provided access is available to the bag.

Midibag

Size	Weight Allowed
1 yd ³ 90cm x 90cm x 90cm	1 tonne

Subject to trade terms where applicable

- 1 cubic yard
- 90 x 90 x 90cm
- Holds up to 1 tonne
- Ideal for household, garden and general building waste
- Perfect for the segregation of waste on larger building sites



Megabag

Size	Weight Allowed
1.5 yd ³ 180cm x 90cm x 90cm	1.5 tonnes

Subject to trade terms where applicable

- 1.5 cubic yards
- 180 x 90 x 70cm
- Holds up to 1.5 tonnes
- Takes an entire bathroom suite



Hipposkip

Size	Weight Allowed
4.5yd ³ 210cm x 165cm x 100cm	1.5 tonnes

Subject to trade terms where applicable

- 4.5 cubic yards
- 210 x 165 x 100cm
- Holds up to 1.5 tonnes
- Ideal for bulky, light waste - will contain the waste from a standard kitchen rip-out



RUBABOND

We are really sorry!

Due to our innovative roofing system, you may have to work between showers.



A unique polyurethane + rubber roof system

As no primer is required, Rubabond is the most efficient commercial rubber based system available. Easy to use and suitable for all sizes and types of roofs from large commercial flat or corrugated roofs to small domestic garages.

No primer is required
Bonds to damp surfaces
Instantly rainproof

Open, mix and apply. Job done!

LIFESPAN
20
YEARS

MIX +
APPLY



Available in Grey, 10Kg and 25Kg
Ask staff for details

Branch Directory

Branch	Address	Tel No		
Abercarn	Unit 27, Abercarn Ind Est	NP11 5EY	01495 245572	✓
Aberdare	Wellington Street	CF44 8EW	01685 874886	✓
Abergavenny	off Lower Monk Street	NP7 5LT	01873 858626	✓
Abertillery	Unit 1, Cwmillery Ind Estate	NP13 5LZ	01495 215023	✓
Aberystwyth	Unit 1, Cae Gwyn	SY23 3HJ	01970 625679	✓
Accrington	Commercial Street	BB5 3JL	01254 391211	✓
Alcester	Tything Road	B49 6EP	01789 762923	✓
Alexandra Palace	Palace Gates Yard	N22 7JN	020 8273 2500	✓
Alton Building Supplies	Winchester Road	GU34 1RY	01420 85256	
Alton Timber	Littlefield Road	GU34 2DJ	01420 86189	
Altrincham Holt	Builder House	WA15 9QX	0161 928 1160	✓
Ammanford	Raven Industrial Estate	SA18 1NS	01269 826939	✓
Andover	Charlton Road	SP10 3JJ	01264 353135	
Arbroath	Peasehill Road	DD11 2NJ	01241 878333	
Arundel	The Causeway	BN18 9JL	01903 882424	
Ashford	22 Beaver Road	TN23 7RP	01233 625935	✓
Ashton in Makerfield	York Road (off Princess Road)	WN4 9DS	01942 720966	✓
Ashton under Lyne	Langham Street	OL7 9EA	0161 330 4404	✓
Attleborough	Station Road	NR17 2AS	01953 454562	
Aylesbury	Gatehouse Way	HP19 8DB	01296 431099	
Aylesford	Forstal Road	ME20 7AG	01622 710111	✓
Bala	Station Yard	LL23 7NL	01678 520477	✓
Balham Hill	103 Balham Hill	SW12 9DP	020 8673 1256	✓
Balham Weir Road	2-6 Weir Road	SW12 0NA	020 8673 1212	✓
Balsall Heath	156-161 Brighton Road	B12 8QN	0121 449 8480	✓
Banbury	Unit 11, Wildmere Ind. Estate	OX16 3UU	01295 272200	
Barnsley	Bevor Industrial Estate	S71 1HN	01226 234225	✓
Barnstaple	Seven Brethren Bank	EX31 2AS	01271 378888	✓
Barrow	297 Duke Street	LA14 5UJ	01229 834344	✓
Barry	Morel Street	CF63 4PN	01446 748986	✓
Basildon	42-44 Hemmells	SS15 6ED	01268 546156	✓
Basingstoke	Roentgen Road	RG24 8NT	01256 841551	
Bath	Sydenham Wharf	BA2 3EE	01225 446110	✓
Batley	415 Bradford Road	WF17 5LY	01924 441044	✓
Battersea Lombard Road	37 Lombard Road	SW11 3RW	020 7228 7775	
Battersea Park Road	491 Battersea Park Road	SW11 4LR	0207 801 9112	
Beccles	The Quay, Fen Lane	NR34 9BH	01502 712421	
Bedford	63 Willow Road	MK42 0QU	01234 356131	
Begelly	Begelly Cross Road	SA68 0YH	01834 812269	✓
Berkhamsted	Station Rd, Via Lower Kings Rd	HP4 2EY	01442 875991	✓
Bethnal Green	Holly Works	E2 9QX	020 7739 4640	✓
Beverly	Barnston Road	HU17 0LA	01482 862748	

Branch	Address	Tel No		
Bicester	128 Churchill Road	OX26 4KZ	01869 244301	
Biggleswade	Unit 6, Montgomery Way	SG18 8UB	01767 313020	
Birkenhead	Argyle Street South	CH41 2XS	0151 666 2299	✓
Birmingham Aston	209 Lichfield Road	B6 5SN	0121 3286870	✓
Birmingham Central	1 South Road	B18 5LT	0121 554 3396	✓
Bishop Auckland	St. Helen Way	DL14 9AX	01388 605777	
Blackburn	Phoenix Mill, King Street	BB2 2DT	01254 581666	✓
Blackfriars	88 Blackfriars Road	B1 8HA	020 7928 1891	✓
Blackpool South	Unit 1 Plumpton Close	FY4 5PR	01253 768433	✓
Blackpool North	10-20 Chorley Road	FY3 7XQ	01253 300006	✓
Blackwood	Crosspenmaen Industrial Est	NP11 3AG	01495 244306	✓
Blairstown	Welton Road	PH10 6ER	01250 872888	
Blandford B&D	Units 53 & 54, Sunrise Ind. Est.	DT11 8ST	01258 454650	
Blaydon	Factory Road	NE21 5SA	0191 4990444	
Blyth	Spencer Road	NE24 5JR	01670 352126	
Blythe Bridge	The Station Yard	ST11 9JR	01782 397075	✓
Bodmin	Respryn Road	PL31 1DQ	01208 78880	✓
Bognor Regis	43 Oldlands Way	PO22 9SE	01243 842228	
Bolton	Bark Street	BL1 2BB	01204 523693	
Bonham Lilley Timber	10-14 Meadow Close	NN8 4BH	01933 274499	
Borehamwood	Chester Road	WD6 1LT	0208 953 1926	✓
Boston	117A High Street	PE21 8TJ	01205 311600	
Bourne	Cherry Holt Road	PE10 9LA	01778 423991	
Bournemouth Wallisdown Road	500 Wallisdown Road	BH11 8PT	01202 519411	
Bournemouth Windham Road	20 Windham Road	BH1 4SS	01202 552100	
Bournemouth Winton	2-4 Jameson Road, Winton	BH9 2QE	01202 519133	
Bournville	Hastings House, Charlotte Road	B30 2BT	0121 451 1664	
Bourton on the Water	Bourton Industrial Park	GL54 2HQ	01451 822040	✓
Brackley	Unit I, Link 40	NN13 7XY	01280 840924	
Bracknell	6 Trade City	RG12 1NJ	01344306689	
Bradford	Fairfield Street	BD4 9QP	01274 681065	✓
Braintree	9 Benfield Way	CM7 3YS	01376 347515	✓
Brampton	Townfoot Industrial Estate	CA8 1SW	01697 742167	✓
Brandon	19-25 Thetford Road	IP27 0BS	01842 811444	
Braunton	The Warehouse, Wrafton Road	EX33 2BT	01271 817275	✓
Brentwood	131 Ongar Road	CM15 9DH	01277 200898	
Bricket Wood	Railway Goods Yard	AL2 3PE	01923 662266	
Bridgend	Waterton Industrial Estate	CF31 3YY	01656 661006	✓
Bridgwater	Bristol Road	TA6 4DT	01278 457371	✓
Bridlington	Pinfold Lane	YO16 6XS	01262 602431	
Bridport	St Andrews Works	DT6 3DJ	01308 422351	✓
Brighouse	Wakefield Road	HD6 1QQ	01484 721188	✓

✓ = Over 5,000 heavy building or timber products in stock or available next day.

Branch	Address	Tel No	
Brighton Beaconsfield Road	60 Beaconsfield Road	BN1 4QJ 01273 570761	✓
Brighton Trafalgar Lane	1 Trafalgar Lane	BN1 4ES 01273 620760	✓
Bristol Brislington	Emery Road	BS4 5PR 01179 779541	✓
Bristol Clifton	5 Whiteladies Gate	BS8 2PH 01179 738246	✓
Bristol Fishponds	269A Ridgeway Road	BS16 3JR 0117 965 1402	✓
Bristol Southmead	Kelston Road	BS10 5EP 01179 504700	✓
Bristol St Philips	Albert Road	BS2 0YA 01179 710294	✓
Bristol Stoke Gifford	New Road	BS34 8QW 01179 695811	✓
Bromsgrove	167 Birmingham Road	B61 0DZ 01527 872249	✓
Bromyard	Broadbridge	HR7 4NT 01885 482232	✓
Buckie	Commercial Road	AB56 1TX 01542 831131	✓
Buckingham	Unit 16 Swan Business Park	MK18 1TG 01280 816029	✓
Bude	The Strand	EX23 8RB 01288 355565	✓
Bulwell	Leen Drive, Springfield Park	NG6 8EP 0115 975 3811	✓
Burgess Hill	Unit 12 Victoria Way	RH15 9NF 01444 239900	✓
Burgh Heath	Heathside House	KT20 6BE 01737 362111	✓
Burnham on Crouch	Mildmay House, Foundry Lane	CM0 8BL 01621 786222	✓
Burnley	Accrington Road	BB11 5AL 01282 455336	✓
Burnopfield	Hobson Industrial Estate	NE16 6EA 01207 270071	✓
Burntwood	Queens Drive Industrial Estate	WS7 4QF 01543 672739	✓
Burton on Trent	Hawkins Lane	DE14 1AE 01283 566781	✓
Bury	Lawrence Street	BL9 9SN 0161 766 1347	✓
Bury St. Edmunds	35 Northern Way	IP32 6NL 01284 703003	✓
Caernarfon	St Helen's Road	LL55 2YD 01286 672443	✓
Caernarfon Pablig	Unit W7, Pablig Ind. Estate	LL55 2SE 01286 671045	✓
Caerphilly	Unit 9, Bedwas House Ind. Est.	CF83 8DW 02920 861237	✓
Caldicot	Units 2&3, Iflon Indust Park	NP26 3TF 01291 425007	✓
Callington	Liskeard Road	PL17 7HH 01579 383521	✓
Camberley	280 Gordon Avenue	GU15 2NU 01276 65051	✓
Cambridge	Devonshire Road	CB1 2BJ 01223 355484	✓
Camerton	Redhill	BA2 0NY 01761 470237	✓
Cannock	Phoenix Road	WS11 7LR 01543 466866	✓
Canterbury	Marshwood Close	CT1 1DX 01227 765560	✓
Cardiff Heath	Field Way	CF14 4UZ 02920 621767	✓
Cardiff North	Malvern Drive	CF14 5DR 029 2076 6721	✓
Cardiff South	East Bay Close	CF10 4SF 029 2047 1471	✓
Carlisle Currock Road	Currock Road	CA2 4AX 01228 538511	✓
Carlisle Kingstown	Blackdyke Road	CA3 0PU 01228 542990	✓
Cardmarden	Unit 2, Pensarn Road	SA31 2BS 01267 220588	✓
Cardnoff	Oxford Street	LA5 9LG 01524 734774	✓
Castle Donington	Trent Lane	DE74 2NP 01332 850685	✓
Castle Douglas	Block 5, Blackpark Road	DG7 1DJ 01556 505320	✓
Catford	26 Sangley Road	SE2 2JN 020 8698 1081	✓
Chatham	Jenkins Dale	ME4 5RD 01634 843696	✓
Chatteris	Fortrey House	PE16 6AU 01354 692343	✓
Cheadle	Lime Grove	SK8 1PF 0161 428 7331	✓

Branch	Address	Tel No	
Cheam	Ewell Road	SM3 8AP 020 8642 6695	✓
Cheddar	Valley Line Industrial Park	BS27 3EE 01934 742266	✓
Chelmsford	Navigation Road	CM2 6HX 01245 490000	✓
Cheltenham Gloucester Road	Gloucester Road	GL51 8TP 01242 521477	✓
Cheltenham Mead Road	Mead Road	GL53 7EB 01242 230971	✓
Chepstow	Bridge Street	NP16 5EZ 01291 622233	✓
Chester	Unit 4 Winsford Way	CH1 4NL 01244 381662	✓
Chesterfield Boythorpe Road	Boythorpe Road	S20 2NF 01246 271221	✓
Chesterfield Whittington Moor	Station Road	S41 9ET 01246 450338	✓
Chichester	Shipton Green Lane, Itchenor	P020 7BZ 01243 512823	✓
Chippenham	65A Sheldon Road	SN14 0BU 01249 653365	✓
Chipping Campden	Unit 3 Campden Business Park	GL55 6JX 01386 841898	✓
Chipping Norton	Station Road	OX7 5HX 01608 641550	✓
Christchurch	Wilverley Road	BH23 3RU 01202 483441	✓
Christchurch	69 Somerford Road	BH23 3QA 01202 488881	✓
Cinderford	Hollyhill Road	GL14 2PH 01594 822157	✓
Cirencester	12 Love Lane	GL7 1WW 01285 652157	✓
Clacton	Oxford Road	CO15 3TH 01255 422301	✓
Cleator Moor	Leconfield Estate	CA25 5QB 01946 811553	✓
Clevedon	Unit 23, Hither Green	BS21 6XU 01275 873457	✓
Clitheroe	Link 59 Business Park	BB7 1QS 01200 427222	✓
Coalville	Snibston Drive	LE67 3NB 01530 510383	✓
Cockermouth	Station Road	CA13 9PZ 01900 823166	✓
Colchester	Hawkins Road	CO2 8JX 01206 869999	✓
Coleford	Unit 2 Tuffthorn Business Park	GL16 8PJ 01594 836836	✓
Congleton	Unit 1 Radnor Park Trading Est	CW12 4XJ 01260 289433	✓
Corby	Unit 3, Heritage Way	NN17 5XW 01536 264001	✓
Cottingham	50 High Street	CB24 8SA 01954 250447	✓
Coventry	Lockhurst Lane	CV6 5NJ 024 76686100	✓
Coxtie Green	Coxtie Green Road	CM14 5PN 01277 372316	✓
Cranbrook	Wheatfield Drive	TH17 3LU 01580 713357	✓
Crawley	Holmbush Potteries	RH12 4SE 01293 851355	✓
Crewe	North Street	CW1 4NN 01270 584515	✓
Cromer	Middlebrook Way	NR27 9JR 01263 511244	✓
Crosby	3 & 4 Musker Street	L23 0UB 0151 924 4656	✓
Crowthorne	Pinewood Sawmills	RG45 6RG 01344 772020	✓
Croydon	Hampton Road	CR0 2XG 020 8689 4311	✓
Cuffley	Sopers Road	EN6 4RY 01707 873536	✓
Cupar	Marke House	KY15 4RD 01334 657187	✓
Cwmbran	Woodland Works	NP44 2YD 01633 862121	✓
Dagenham	Freshwater Road	RM8 1RX 0208 598 9949	✓
Dalston	113 Dalston Lane	E8 1NH 020 7254 0153	✓
Dartmouth	Mayors Avenue	TQ6 9NG 01803 832216	✓
Darwen	George Street	BB3 0DQ 01254 701723	✓
Daventry	Unit 9, Low March	NN11 4SD 01327 300722	✓
Denbigh	Cplot 10C, Colomendy Ind. Est.	LL16 5TA 01745 813332	✓

Branch	Address	Tel No	
Derby	Sandown Road	DE24 8SR	01332 361377 ✓
Dereham	Greens Road	NR20 3TG	01362 854082
Desborough	Bridge Buildings	NN14 2SN	01536 762673
Didcot	Lower Broadway	OX11 8AG	01235 819262
Dingwall	Station Road	IV15 9FE	01349 862277
Diss	Shelfanger Road	IP22 4EH	01379 642712
Doncaster Tickhill Road	Tickhill Road, Balby	DN4 8QG	01302 854537
Dorchester	Unit 1, Poundbury Ind. Est.	DT1 2PG	01305 265973
Dover	Unit 2, White Cliffs Ind. Est.	CT16 3PT	01304 829912 ✓
Droitwich	Kidderminster Road	WR9 9AY	01905 776019 ✓
Dudley	Pear Tree Lane	DY2 0QU	01384 76251 ✓
Dulverton	Brushford	TA22 9AT	01398 323323 ✓
Dunmow	Chelmsford Road	CM6 1XG	01371 872144 ✓
Durham	Dragon Lane	DH1 2XD	0191 386 0060
Ealing	The Paddocks	W5 4PA	020 8567 3344 ✓
East Kilbride	Peel Park Place, Peel Park	G74 5LW	01355 242306
East Peckham	41 Old Road	TN12 5AP	01622 871261 ✓
East Wittering	9 Oakfield Road	PO20 8RP	01243 672745
Eastbourne	Railway Goods Yard	BN22 8LT	01323 648301 ✓
Eastleigh	Unit 16-17, Parham Drive	SO50 4NU	023 8061 2781
Eastwood	Linkmel Rd, Langley Bridge Ind	NG14 3RZ	01773 712630
Ebbw Vale	Waun-Y-Pound Industrial Estate	NP23 6PL	01495 301566
Eccles	281 Liverpool Road	M30 0QN	0161 789 2631 ✓
Elgin	Chanonry Road South	IV30 6NG	01343 548484
Ellesmere Port	Coronation Road	CH65 9AB	0151 355 9191 ✓
Ely	Lisle Lane	CB7 4PU	01353 662580
Enfield	46 Crown Road	EN1 1TH	0208 344 9700 ✓
Epping	140 High Street	CM16 4AG	01992 572231 ✓
Epsom	Unit A Blenheim Trade Centre	KT19 9XX	01372 720110
Epworth	Station Road	DN9 1JU	01427 872597
Erdington	177 Goosemoor Lane	B23 50G	0121 377 6313 ✓
Evesham	Enterprise Way	WR11 1GS	01386 422866 ✓
Exeter	Heron Road	EX2 7LL	01392 446810 ✓
Fakenham	Hawthorn Way	NR21 8SW	01328 855193
Faringdon	Unit 1 Pioneer Road	SN7 7BU	01367 243221 ✓
Farnham	Unit 6, Coxbridge Business Pk	GU10 5EH	01252 725611
Farnworth	Albert Road	BL4 9EE	01204 576331 ✓
Felixstowe	Recreation Lane	IP11 9DQ	01394 278999
Ferndown	35 Cobham Road	BH21 7PF	01202 863444
Finchampstead	Park Lane Sawmills	RG40 4PT	01189 761100
Fishguard	Celtic Link Industrial Park	SA65 9RE	01348 875656 ✓
Fleet	Fleet Road Enter Via Albert St	GU51 3RW	01252613681
Folkstone	Shearway Business Park	CT19 4RJ	01303 271122 ✓
Forest Hill	4/10 Malham Road	SE23 1HF	020 8699 0881 ✓
Forfar	Old Brechin Road	DD8 3DX	01307 467500
Fort William	Unit 1 Ben Nevis Estate	PH33 6RU	01397 705195
Gainsborough	Unit 20 Longwood Road	DN21 1QB	01427 678556
Gastard	Lanes End	SN13 9QS	01249 713431 ✓

Branch	Address	Tel No	
Gateacre	Sandfield Road	L25 3PE	0151 428 4044 ✓
Gillingham	Unit 6, Matilda Close	ME8 0PY	01634 375959 ✓
Glasgow Bishopbriggs	Hillcroft Terrace	G64 2AW	0141 762 4343
Glasgow Muirend	20 Muirend Avenue	G44 3D2	0141 633 2233
Glasgow Pollokshaws Road	265 Pollokshaws Road	G41 1PT	0141 423 5461
Glastonbury	Wirral Park	BA6 9XE	01458 834369 ✓
Glossop	Woolley Bridge	SK13 2NX	01457 861617 ✓
Gloucester	Ashville Industrial Estate	GL2 5EU	01452 528411 ✓
Grorseinon	Phoenix Way	SA4 9WF	01792 894081 ✓
Grantham	2-4 Harlaxton Road	NG31 7AD	01476 567321
Grantown on Spey	Woodlands Terrace	PH26 3NA	01479 873773
Grays	Sealy Road	RM17 5XS	01375 373068 ✓
Great Yarmouth Boundary Road	Boundary Road	NR31 0LW	01493 650211
Great Yarmouth Quay Mill	5 Quay Mill Walk, North Quay	NR30 1JG	01493 842616
Greenock	Bogston Lane, Port Glasgow Rd	PA15 2UD	01475 743388
Grimsbly	Rowlandson Street, Riby Square	DN31 3LL	01472 345471
Guildford	Woodbridge Road	GU1 1EH	01483 562821
Hackney	305A Kingsland Road	E8 4DL	020 7254 1442 ✓
Haddington	2A Hospital Road	EH41 3BH	01620 822472
Hailsham	Stella House, Diplocks Way	BN27 3JF	01323 449742 ✓
Halifax	Albert Street	HX1 5NW	01422 355571 ✓
Halstead	11 Second Avenue	CO9 2SU	01787 477882 ✓
Hampstead	156 West End Lane	NW6 1SD	020 7794 8151 ✓
Harlow	North Place	CM20 2SL	01279 454466 ✓
Harrow	110 Greenford Road	HA1 3QL	020 8863 8521 ✓
Harrow North	24-42 Palmerston Road	HA3 7RR	0208 427 0297 ✓
Hartlepool	Belle Vue Way	TS25 1JZ	01429 221133
Hartley Wintney	Albion Place	RG27 8RH	01252 843366
Hastings	Springfield Valley Road	TN38 0RP	01424 424300 ✓
Hatfield	Unit B, Travellers Lane	AL9 7HF	01707 269072 ✓
Haverfordwest	Portfield	SA61 1JA	01437 767031 ✓
Haverhill	35 Hollands Road	CB9 8PU	01440 707788
Haywards Heath	Green Road	RH17 7QL	01444 471265 ✓
Hazel Grove	Marcliffe Industrial Estate	SK7 5EG	0161 456 1616 ✓
Heathrow	Betam Road	UB3 1ST	020 8573 9393 ✓
Helston	Unit 1, Culdre Ind. Est.	TR12 6BL	01326 221414 ✓
Hemel Hempstead	Lawn Lane	HP3 9HR	01442 251311 ✓
Hendon	Grahame Park Way	NW9 5OY	020 8200 6622 ✓
Hereford	Barton Sidings	HR4 0AX	01432 359321 ✓
Heywood	Brookbank Works	OL10 1NQ	01706 360038 ✓
Hinckley	Unit 24, Harrowbrook Road	LE10 3DJ	01455 238711
Hitchin	Wallace Way	SG4 0SE	01462 451311
Hoddesdon	Essex Road	EN11 0DR	01992 461941 ✓
Holyhead	Kingsland Road	LL65 2HY	01407 762686 ✓
Horncastle	16 Bridge Street	LN9 5JA	01507 522586
Horwich	Chorley New Road	BL6 6DU	01204 699331 ✓
Hounslow	371 Staines Road	TW4 5AP	020 8570 3086 ✓

✓ = Over 5,000 heavy building or timber products in stock or available next day.

Branch	Address	Tel No	
Hoylake	Carr Lane	CH47 4BA	0151 632 3325 ✓
Hucknall	Allen Street	NG15 7DS	01158 590000
Hull	50-58 Clarence Street	HU9 1DN	01482 324303
Hungerford	Unit 9, Charnham Lane	RG17 0EY	01488 686345
Huntingdon	32 St Peters Road	PE29 7DA	01480 52358
Huyton	Wilson Road	L36 6AN	0151 4430482 ✓
Hyde	Robert Street	SK14 1BN	0161 351 7847 ✓
Hythe & Fawley	Long Lane, Hardley	S045 3NN	02380 815000
Ilkeston	Thurman Street	DE7 4BY	0115 932 4278
Invergordon	High Street	IV18 0EW	01349 852402
Inverness	Shore Street	IV1 1NT	01463 231171
Inverurie	Unit 10/12 Harlaw Buss. Centre	AB51 4FR	01467 625274
Ipswich	Handford Cut, Via London Road	IP1 2BH	01473 253792
Keighley	Haincliffe Road	BD21 5BU	01535 665426 ✓
Kelso	Spylaw Road	TD5 8DN	01573 226125
Kendal	Mintsfeet Trading Estate	LA9 6RX	01539 731166 ✓
Kensal Green	763 Harrow Road	NW10 5NY	0208 969 2000 ✓
Keswick	Browfoot Works, Off Penrith Rd	CA12 4LH	017687 64700 ✓
Kettering	Telford Way	NN16 8UN	01536 482681
Kidderminster	Edwin Av., Hoo Farm Ind. Est.	DY11 7RA	01562 747777 ✓
Kidwelly	Units 4 & 5, Kidwelly Ind. Est.	SA17 4TF	01554 891222 ✓
Kilmarnock	Caprington Business Park	KA1 5LA	01563 929515
King's Lynn	Hamin Way	PE30 4NG	01553 692300
Kingston	74-76 Coombe Road	KT3 4QS	0208 942 9498 ✓
Kirkby in Ashfield	Portland House, Portland St	NG17 7AB	01623 758129
Kirkham	Unit 12 Kirkham Trading Park	PR4 3RB	01772 683084 ✓
Knaresborough	Manse Lane	HG5 8LF	01423 862277 ✓
Knutsford	Knutsford Sawmills	WA16 8EU	01565 632031 ✓
Lampeter	Unit 1-4 Llambod Business Park	SA48 8LT	01570 422521 ✓
Langport	The Old Market, North Street	TA10 9RQ	01458 250146 ✓
Larbert	Muirhall Road	FK5 4AT	01324 554111
Leamington Spa	Unit 5 Shires Gate Trade Park	CV34 6RH	01926 463000 ✓
Leatherhead	Oak Road	KT22 7PG	01372 363322 ✓
Ledbury	Unit 4A, Lower Road Trading Est.	HR8 2DJ	01531 634240 ✓
Lee Green	Holme Lacey Road	SE12 0HR	020 8857 5556 ✓
Leeds Bridgewater Road	Riverside Place	LS9 0RT	0113 240 4042 ✓
Leeds Coal Road	Unit 1B, Seacroft Ind Park	LS14 2AQ	01132 735857 ✓
Leeds Wortley Moor	Wortley Moor Road	LS12 4NL	0113 263 0777
Leek	Barnfield Road	ST13 5QG	01538 399014 ✓
Leicester	17 Swan Street	LE3 5AW	0116 262 8567
Leigh	Lord Street South	WN7 1BY	01942 261702 ✓
Leighton Buzzard	Unit A, Lancer Court	LU7 4SE	01525 372270
Leominster	Lower Bridge Street	HR6 8EA	01568 612531 ✓
Leyland	Tomlinson Road	PR25 2DY	01772 455633 ✓
Lincoln	Long Leys Road	LN1 1DU	01522 527113
Litchfield	Birmingham Road	WS14 9BJ	01543 420680 ✓
Littlehampton	Pier Road	BN17 5BB	01903 713071
Liverpool	42 Sandhills Lane	L5 9XN	0151 207 2111 ✓

Branch	Address	Tel No	
Llandudno	Council Street West	LL30 1ED	01492 873138 ✓
Llanelli	Trostre Road	SA14 9RA	01554 741741 ✓
Llantrisant	Unit 4B, Coed Cae Lane Ind Est	CF72 9HG	01443 239114 ✓
Loanhead	Pentland Industrial Estate	EH20 9QH	0131 440 3618
London Bridge	46 Redcross Way	SE1 1HA	020 7407 3511 ✓
London City	10-14 Garrett Street	EC1Y 0TY	020 7251 6999 ✓
Long Eaton	Forbes Close	NG10 1PR	01159 468100
Longton	Battison Crescent	ST3 4DS	01782 311121 ✓
Loughborough	Station Avenue	LE11 5DZ	01509 215773
Lowestoft	2 Tower Road	NR33 7NG	01502 585146
Ludlow	Corfield Road	SY8 1XY	01584 873877 ✓
Luton	Dallow Road Industrial Estate	LU1 1SP	01582 727707
Lutterworth	Leicester Road	LE17 4NJ	01455 556999
Lydney	Town Station Yard	GL15 5HL	01594 842471 ✓
Lyme Regis	Unit 6 Lyme Regis Ind. Estate	DT7 3LS	01297 442441 ✓
Lymington	Ricardo Way	S041 8JU	01590 672270
Lymm	Lymm Sawmills	WA13 0DJ	01925 754658 ✓
Macclesfield	Fence Avenue	SK10 1LT	01625 426262 ✓
Macduff	Old Garnrie Road	AB44 1GD	01261 832247
Machynlleth	Unit 8, Treovain Ind. Estate	SY20 8EG	01654 703415 ✓
Maesteg	Unit 6, Spelter Industrial Est	CF34 0TY	01656 736591 ✓
Maidenhead	Baltic Wharf	SL6 4EE	01626 770577
Maidstone Parkwood	Bircholt Road	ME15 9XY	01622 688809 ✓
Maldon	Unit 1, Galliford Road Ind Est	CM9 4XD	01621 853949 ✓
Malton	7 Seph Way	YO17 6YF	01653 692444
Malvern	Bond Street, Howsell Road	WR14 1TQ	01684 568401 ✓
Manchester Central	Holt Street	M40 5AX	0161 205 8527 ✓
Mansfield	Unit 7, Abbey Park Ind. Estate	NG18 5GJ	01623 661450
Margate	14 Enterprise Way	CT9 4JF	01843 595599 ✓
Market Drayton	Bert Smith Way	TF9 3SN	01630 656280 ✓
Market Harborough	Three Manors Retail Park	LE16 7QE	01858 467600
Market Rasen	Waterloo Works	LN8 3EW	01673 842327
Marlborough	56 George Lane	SN8 4BY	01672 519135 ✓
Marple	46 Stockport Road	SK6 6AB	0161 426 0707 ✓
Mayalls Wigan	Woodhouse Lane	WN6 7TH	01942 247111
Melksham	20 Hercules Way	SN12 6TS	01225 700218 ✓
Melton Mowbray	1 Pate Road	LE13 0DG	01664 563895
Merthyr Tydfil	Cyfarthfa Yard, Cyfarthfa Road	CF48 1BS	01685 384321 ✓
Mexborough	Unit 1, Whitelea Grov Trd Est	S64 9QP	01709 580859 ✓
Middlesbrough	Longlands Road	TS3 8AL	01642 220563
Milford Haven	Unit 12, Thornton Ind Estate	SA73 2RR	01646 690222 ✓
Milnthorpe	Unit 7 Lakeland Parkhouse Business Estate	LA7 7RF	01539 563251 ✓
Millom	Station Yard	LA18 4AW	01229 777661 ✓
Milton Keynes North	1 Deans Road	MK12 5NA	01908 456500
Milton Keynes South	64 Simpson Road	MK1 1BD	01908 642207
Minehead	Mart Road	TA24 5BJ	01643 703702 ✓
Mitcham	Morden Road	CR4 4GL	020 8640 7260 ✓
Mold	64 New Street	CH7 1NZ	01352 752255 ✓

Branch	Address	Tel No	
Monmouth	Unit 8 Wonastow Rd Ind Es West	NP25 5JA	01600 713029 ✓
Morecambe	Euston Road	LA4 5LL	01524 410056 ✓
Moreton in Marsh	Cotswold Business Park	GL56 0JQ	01608 654037 ✓
Much Wenlock	New Road	TF13 6EQ	01952 727118 ✓
Naislea	Unit 19/20, Southfield Rd, Ind. Est.	BS48 1JN	01275 857299 ✓
Nantwich	Barony Road	CW5 5QY	01270 611691 ✓
Narborough	Station Yard	LE19 2HR	01162 867825 ✓
Nayland	Nags Corner	CO6 4LT	01206 263578 ✓
Neath	12 Commercial Street	SA11 1SB	01639 643761 ✓
Nelson	3 Water Street	BB9 9BD	01282 690619 ✓
New Milton	Manor Farm Close	BH25 6QP	01425 617700 ✓
New Romney	17 Mountfield Road	TN28 8LH	01797 362160 ✓
New Southgate	Station Road	N11 1JQ	020 8368 6467 ✓
Newark	Brunel Drive	NG24 2DE	01636 703388 ✓
Newbury	Arnhem Road	RG14 5RU	01635 45791 ✓
Newcastle Under Lyme	520 Shelton New Road	ST4 6DH	01782 623531 ✓
Newcastle Upon Tyne	Chollerton Dr, Off Whiteley Rd	NE12 9SZ	0191 266 6696 ✓
Newhaven	New Road	BN9 0HE	01273 512201 ✓
Newmarket	Willie Snaith Road	CB8 7AU	01638 667667 ✓
Newport	Upper Bar	TF10 7EH	01952 820153 ✓
Newport Gwent	Fredrick Street	NP20 2DR	01633 265265 ✓
Newquay	Unit 12A	TR7 2SX	01637 877734 ✓
Newtown	New Road	SY16 1AS	01686 625611 ✓
North Walsham	108 Cromer Road	NR28 0NB	01692 404356 ✓
Northampton Harvey Reeves Rd	Harvey Reeves Road	NN5 5JR	01604 752333 ✓
Northampton Kettering Rd North	Kettering Road North	NN3 6HB	01604 647131 ✓
Northfleet	Thames Way	DA11 9QJ	01474 333233 ✓
Norwich South	35 Europa Way	NR1 2EN	01603 765106 ✓
Norwich North	24 Weston Road	NR3 3TP	01603 424155 ✓
Norwood	61-79 Norwood High Street	SE27 9JS	020 8670 0700 ✓
Nottingham	Crossgate Drive	NG2 1LN	0115 986 2691 ✓
Nuneaton	Heath End Road	CV10 7HQ	024 7635 4074 ✓
Oakham	1 Station Approach	LE15 6QW	01572 722888 ✓
Okehampton	50 North Road	EX20 1BQ	01837 520033 ✓
Oldham	Paradise Mill	OL1 3QA	0161 626 3411 ✓
Orpington	Kent Road	BR5 4AB	01689 825062 ✓
Oswestry	Maesbury Road	SY10 8HA	01691 652 192 ✓
Ottershaw	Brox Road	KT16 0HH	01932 872893 ✓
Oxford Sandy Lane	Sandy Lane West	OX4 6JU	01865 241411 ✓
Oxford West Way	61 West Way	OX2 0QD	01865 240401 ✓
Paddington	149 Harrow Road	W2 6NA	020 7262 6602 ✓
Palmers Green	Bridge Drive	N13 4EU	020 8886 6585 ✓
Par	Station Road	PL24 2NA	01726 817171 ✓
Peckham	Acorn Wharf	SE15 6TH	020 7639 5111 ✓
Peebles	Unit 9, Dovecot Road	EH45 8HW	01721 720569 ✓
Penarth	Weighbridge Yard Cogan Station	CF64 2NS	029 2070 8528 ✓
Penrith	Gilwilly Trading Estate	CA11 9BA	01768 899333 ✓

Branch	Address	Tel No	
Penryn	Church Hill	TR10 8AJ	01326 373535 ✓
Penzance	Unit 18, Poniuou Road	TR20 8HX	01736 874576 ✓
Pershore	Hurst Farm, Wyre Road	WR10 1PF	01386 552078 ✓
Perth	Ruthvenfield Road	PH1 3EE	01738 634058 ✓
Peterborough Ivatt Way	Ivatt Way	PE3 7PA	01733 263463 ✓
Peterborough Padholme Road	Padholme Road	PE1 5XL	01733 566081 ✓
Peterhead	Blackhouse Circle	AB42 1BN	01779 471500 ✓
Petersfield	9 Bedford Road	GU32 3LW	01730 262233 ✓
Pimlico	61 Pimlico Road	SW1W 8NF	020 7730 6622 ✓
Plaisiow	1-3 High Street	E13 0AD	020 8552 0731 ✓
Plymouth Rendle Street	178 Rendle Street	PL1 1TP	01752 669968 ✓
Plymouth Sutton Road	St. John's Yard	PL4 0HQ	01752 266301 ✓
Pocklington	Station Road	YO42 2SQ	01759 302118 ✓
Pontarddulais	Unit 10 Hendy Ind. Estate	SA4 0XP	01792 882925 ✓
Pontefracr	Unit 4B, Dalian Business Park	WF8 4PR	01977 795694 ✓
Pontypool	The Building Centre	NP4 0TW	01495 763434 ✓
Pontypridd	Gyffellon Road	CF37 2PP	01443 492323 ✓
Poole	541 Blandford Road, Hamworthy	BH16 5BW	01202 624730 ✓
Porthmadog	Penamser Industrial Estate	LL49 9NY	01766 513330 ✓
Portishead	Bristol Road	BS20 6GG	01275 846355 ✓
Portslade	Baltic Wharf, Wellington Road	BN41 1ET	01273 430775 ✓
Portsmouth	Quartremain Road	P03 5QH	02392 669299 ✓
Potters Bar	57 Barnet Road	EN6 2QY	01707 652364 ✓
Preston	Tulketh Brow	PR2 2SH	01772 729326 ✓
Pulborough	Station Approach	RH20 1AQ	01798 873811 ✓
Putney	Putney Common	SW15 1HL	020 8789 8221 ✓
Queens Park	Chamberlayne Road	NW10 3NB	020 8964 9000 ✓
Queensferry	108 Chester Road East	CH5 1QD	01244 822223 ✓
Radcliffe	Bolton & Bury Road	M26 4FP	01204 386714 ✓
Rainham	Rainham Road	RM13 8ST	01708 522441 ✓
Reading Playhatch	Henley Road	RG4 9RD	01898 484588 ✓
Reading Tilehurst	132 City Road	RG31 5SD	0118 9427437 ✓
Reading Woodley	Woodley Green, Church Road	RG5 4QP	0118 969 5959 ✓
Redhill	122 London Road	RH1 2JJ	01737 766266 ✓
Retford	Aurillac Way	DN22 7PX	01777 869340 ✓
Rhondda	Aberlechau Road	CF39 0PB	01443 757471 ✓
Rhyl	Woodburne Works	LL18 2HG	01745 355170 ✓
Richmond	8-10 Bardolph Road	TW9 2LH	0208 332 9689 ✓
Rickmansworth	Church Wharf, Church Street	WD3 1JB	01923 777711 ✓
Ringwood	Gorley Road	BH24 1TJ	01425 478966 ✓
Ripley	Brittain Drive	DE5 3NB	01773 749084 ✓
Ripon	Charter Road	HG4 1AJ	01765 605350 ✓
Rochdale	Livsey Street	OL16 1SS	01706 657325 ✓
Romsey	Unit 4, Romsey Ind Estate	S051 0HR	01794 516232 ✓
Ross on Wye	Unit 7 Ashburton Ind. Estate	HR9 7BW	01989 566116 ✓
Rotherham	Canklow Meadows Industrial Est	S60 2XL	01709 377677 ✓
Rowley Regis	Avenue Road	B65 0LP	0121 561 2233 ✓

✓ = Over 5,000 heavy building or timber products in stock or available next day.

Branch	Address	Tel No	
Ruabon	Afon Goch	LL14 6RA	01978 822826 ✓
Rugby	2 Somers Road	CV22 7DD	01788 542171
Rushden	150 High Street	NN10 0PB	01933 356134
Ryde IOW	Unit 4, Atlantis Court	P033 1FB	01983 613827 ✓
Sale	Elm Grove	M33 7JX	0161 962 2218 ✓
Salford	Lissadel Street	M6 6BR	0161 736 8751 ✓
Salisbury	Newton Road	SP2 7QA	01722 326344 ✓
Saltash	Unit 11 Saltash Ind. Estate	PL12 6LF	01752 847222 ✓
Sandy	Gateshead Close, Sunderland Rd.	SG19 1RS	01767 682660
Scarborough	Forge House, Dunslow Road	YO11 3UT	01723 583399
Scunthorpe	Grange Lane North	DN16 1DP	01724 282829
Selby	Unit 3 Bawtry Road Ind. Est.	YO8 8NB	01757 702822 ✓
Selkirk	The Old Sawmill	TD7 5DT	01750 722886
Sevenoaks	14 Cramptons Road	TN14 5DQ	01732 465111 ✓
Shaftesbury	Warminster Road	SP7 9HD	01747 852772
Sheffield Coleford Road	Greenland Work, Coleford Road	S9 5NN	0114 244 1081
Sheffield Holme Lane	115-119 Holme Lane	S6 4JR	01142 315683
Shepshed	Old Station Close	LE12 9NJ	01509 504666
Shepton Mallet	Crown Trading Estate	BA4 5QQ	01749 346262 ✓
Shires Timber	Ulverscroft Road	LE4 6BY	0116 251 1185
Shoreham	Malthouse Trad. Est	BN43 6RJ	01273 870000 ✓
Shrewsbury	Wood Street	SY1 2PP	01743 241753 ✓
Sidcup	2 Hurst Road	DA15 9AB	020 8300 9341
Sittingbourne	Units 3-9 Tribune Drive	ME10 2PG	01795 429943 ✓
Skegness	Holly Road	PE25 3TE	01754 763784
Sleaford	East Road	NG34 7EQ	01529 309670
Slough	Stoke Wharf	SL2 5AT	01753 571321
Soihull	Unit A, Radway Rd.	B90 4NR	0121 709 2704 ✓
South Shields	Mitre Place	NE33 5TB	0191 454 0946
South Woodham Ferrers	73-79 Cutlers Road	CM3 5XJ	01245 324022 ✓
Southampton	Albert Road North	S014 5GB	023 8022 9505
Southend	Unit 5 Grainger Road	SS2 5DD	01702 460500 ✓
Spalding	Warden Tree Park	PE11 3UG	01775 719932 ✓
St Albans	Campfield Road	AL1 5HT	01727 773800 ✓
St Clears	Station Road	SA33 4BN	01994 230006 ✓
St Helens	Jackson Street	WA9 1AN	01744 22691 ✓
St Ives	Unit 2B Penbeagle Ind Est	TR26 2JH	01736 797101 ✓
St Pancras	13 St Pancras Way	NW1 0PT	0207 380 6480 ✓
Stafford	36 Corporation Street	ST16 3LY	01785 259421 ✓
Stamford	Ryhall Road	PE9 1XS	01780 762266
Stanford Le Hope	Unit D Stanhope Ind. Estate	SS17 0EH	01375 643580 ✓
Stansted (Bishops Stortford)	Unit 10, Woodside	CM23 5RG	01279 505666
Stapleford	Church Street	CB22 5DS	01223 842041
Stirchley Pershore Road	Cnr Dogpool Lane/Pershore Road	B30 2YG	0121 472 8215 ✓
Stockport Adswold Lane	Adswold Lane West	SK3 8HT	0161 480 6655 ✓

Branch	Address	Tel No	
Stockport Whitehall	Whitehill Industrial Estate	SK4 1NY	0161 480 0881 ✓
Stoke	Scotia Business Park	ST6 4HG	01782 811999 ✓
Stoke Newington	Matthias Road	N16 8NU	020 7254 1200 ✓
Stourbridge	45 Stourbridge Road	DY9 7DG	01384 422314 ✓
Stranraer	Commerce Road	DG9 7DF	01776 706101
Stratford upon Avon	Maybrook Industrial Estate	CV37 0BT	01789 415243 ✓
Stroud	Middle Wharf	GL5 3JB	01453 762194 ✓
Sudbury	Milner Road	CO10 2XG	01787 312847 ✓
Sunbury	Campaspe Trading Estate	TW16 6AT	01932 780633 ✓
Sunbury Scotts	77 Staines Road East	TW16 5AD	01932 782612 ✓
Sunderland	North Hylton Enterprise Park	SR5 3JT	0191 5491934
Swadlincote	George Holmes Way	DE11 9DF	01283 226644 ✓
Swaffham	Lynn Road	PE37 7PT	01670 723290
Swanage	Unit 3, Victoria Ave.	BH19 1BJ	01929 425411
Swansea Carmarthen Road	Unit 31/32 Cwrdru Ind. Est.	SA5 8JF	01792 588171 ✓
Swindon Elgin	Unit 2269, Dunbeath Rd.	SN2 8EA	01793 532433 ✓
Swindon West	Unit 16, Caen View	SN5 8WQ	01793 615861 ✓
Taffs Well	Unit C6 Garth Works	CF15 7RN	02920 813699 ✓
Tamworth	10 Magnus	B77 5BY	01827 260808 ✓
Tanglewood	Unit 1, Blandford Heights Ind. Est.	DT11 7XB	01258 480480
Taunton	61 East Reach	TA1 3EZ	01823 337181 ✓
Tavistock	Units 3/5/7, Plymouth Rd. Ind. Est.	PL19 9QN	01822 616558 ✓
Teignmouth	Unit 12, Broadmeadow Ind. Est.	TQ14 9AE	01626 777474 ✓
Telford	Holyhead Road	TF2 6BF	01952 620111 ✓
Tewkesbury	Bredon Road	GL20 5BD	01684 292751 ✓
Thornbury	Unit 1 Hemmings Way Centre	BS35 3UR	01454 418024 ✓
Thorne	Coulman Road Industrial Estate	DN8 5JU	01405 814665
Thurso	Station Yard	KW14 7DH	01847 894048
Tipton	Toll End Road	DY4 0EU	0121 557 6437 ✓
Tiverton	Blundells Road	EX16 4BU	01884 257025 ✓
Tolworth	165 King Charles Road	KT5 9BG	0208 3991307 ✓
Tonbridge	Cannon Lane	TN9 1PL	01732 350286 ✓
Torquay	Happaway Road	TQ2 8ES	01803 326531 ✓
Torrington	Stibb Cross	EX38 8LJ	01805 601204 ✓
Totnes	Station Road	TQ9 5JG	01803 864610 ✓
Tottenham	Leaside Road	N17 0QJ	020 8801 8855 ✓
Trowbridge	Bradford Road	BA14 9AZ	01225 764451 ✓
Truro	Unit 2 Block C, Treliiske Ind. Est.	TR1 3LP	01872 261261 ✓
Tunbridge Wells	Tunnel Road	TN1 2BT	01892 522224 ✓
Tunbridge Wells North Farm	North Farm Industrial Estate	TN2 3EH	01892 510020 ✓
Tunstall	Furlong Road	ST6 5UE	01782 837147 ✓
Turriff	Markethill Road	AB53 4AG	01888 562387
Twickenham	209 Worton Road	TW7 6DS	0208 465 2900 ✓
Tyseley	Unit 6, Kings Road Ind. Estate	B11 2AX	0121 766 8160 ✓
Tywyn	Sandlands Road	LL36 9AP	01654 710622 ✓
Uckfield	1&1A Copwood Centre, Bell Lane	TN22 1QL	01825 765776 ✓
Ulverston	North Lonsdale Road	LA12 9DW	01229 582335 ✓

Branch	Address	Tel No	
Urmston	Urmston Sawmills	M41 9AB	0161 748 2023 ✓
Uttoxeter	Trent House, 3 Ashbourne Road	ST14 7BA	01889 562417 ✓
Vauxhall	77 South Lambeth Road	SW8 1RJ	020 7582 4255 ✓
Wadebridge	Unit 1, Trenant Ind. Est.	PL27 6HB	01208 812087 ✓
Wakefield	Unit 14A Greens Industrial Est	WF1 5PE	01924 372497 ✓
Wallington	21 Ross Parade	SM6 8QF	020 8669 1654 ✓
Walsall Lichfield Road	Lichfield Road	WS4 1PH	01922 721333 ✓
Walsall Queen Street	Queen Street Sawmills	WS2 9PE	01922 631254 ✓
Walthamstow	171 Wood Street	E17 3LX	020 8521 8891 ✓
Walton on Thames	North Weylands Industrial Est	KT12 3PL	01932 247 761 ✓
Ware	35 Baldock Street	SG12 9DN	01920 462474 ✓
Warminster	Stephens Way	BA12 8PE	01985 216902 ✓
Warrington	Farrell Street	WA1 2DT	01925 632223 ✓
Watford	37 Merton Road	WD18 0WX	01923 225292 ✓
Wellingborough	Links Road, Off Sanders Road	NN8 4EY	01933 276156 ✓
Wellington	Unit 7, Blackdown Trading Est.	TA21 8ST	01823 665479 ✓
Wells	Strawberry Way	BA5 2AV	01749 673878 ✓
Welshpool	Unit 1, Severn Farm Ind Estate	SY21 7DF	01938 552533 ✓
West Bromwich	John Street North	B71 1NE	0121 525 0777 ✓
West Wickham	205 High Street	BR4 0LX	020 8777 8326 ✓
Weston Super Mare	Philips Road	BS23 3UZ	01934 636060 ✓
Weymouth	Avon Close	DT4 9UX	01305 783021 ✓
Whitchurch	Talbot Street	SY13 1PN	01948 662123 ✓
Wickford	Robert Way	SS11 8BN	01268 766633 ✓
Widnes	Pickerings Road	WA8 8XE	0151 424 1444 ✓
Wigan	23 Queen Street	WN3 4DZ	01942 231242 ✓
Wigston	Chartwell Drive	LE18 2FL	0116 2812900 ✓
Wigton	Bog Farm	CA7 9AX	01697 342286 ✓

Branch	Address	Tel No	
Williton	3 Station Road	TA4 4RL	01984 632348 ✓
Wilmslow	Alderley Road	SK9 1PY	01625 524770 ✓
Wimbledon	Weir Road	SW19 8UG	0208 605 9020 ✓
Wincanton	Mill Street	BA9 9AP	01963 338881 ✓
Wincmore Hill	699 Green Lanes	N21 3RS	020 8360 5206 ✓
Windleham	Snows Ride	GU20 6LA	01276 473304 ✓
Winsford	Woodford Park Industrial Est.	CW7 2RB	01606 551811 ✓
Winterbourne	Station Yard	BS36 1EJ	01454 775459 ✓
Wisbech	Oldfield Lane	PE13 2HH	01945 582825 ✓
Witham	Maldon Road	CM8 2AA	01376 512166 ✓
Woking	Unit 7, Goldsworth Pk Trad Est	GU21 3BA	01483 750251 ✓
Wolverhampton	Neachells Lane	WV13 3LR	01902 604555 ✓
Woodford	31 Marlborough Road	E18 1AR	020 8989 0034 ✓
Woolwich	653 Woolwich Road	SE7 8LH	020 8858 6323 ✓
Wootton Bassett	Unit 1-2 Coped Hall	SN4 8ES	01793 855651 ✓
Worcester St Johns	Unit 9, Venture Business Park	WR4 4AY	01905 749026 ✓
Workington	Clayflatts Trading Estate	CA14 2TQ	01900 602361 ✓
Worksop	Carlton Road	S81 7AQ	01909 475181 ✓
Worthing	Clapham Common	BN13 3UR	01903 871224 ✓
Wrenningham	The Mill	NR16 1AG	01508 489789 ✓
Wrexham	Benjamin Road	LL13 8EE	01978 290214 ✓
Wrington	Hayatt Road Trading Estate	BS40 5PA	01934 862439 ✓
Wroxhall IOW	Station Road Industrial Estate	PO38 3BE	01983 852273 ✓
Wycombe	Wycombe Lane	HP10 0HH	01628 529616 ✓
Yate	70 North Road	BS37 7PR	01454 322600 ✓
Yeovil	Artillery Road	BA22 8RP	01935 431150 ✓
York Clifton Moor	George Cayley Drive	YO30 4XE	01904 690821 ✓
York Foss Islands	Foss Islands Road	YO31 7UY	01904 638742 ✓

✓ = Over 5,000 heavy building or timber products in stock or available next day.



Visit
Your local branch for advice
and service



Call
Your local branch
Details can be found on page 113.



Click
Request a quote online at
www.travisperkins.co.uk



Head Office: Lodge Way House, Lodge Way, Northampton. NN5 7UG Tel: 01604 752424

The information contained in this publication is believed to be correct and complete at the time of printing. Due to the limitations in the printing process images may not be representative of their true colours and colour variations may occur due to the natural origin of the products. Stock may vary from branch to branch and is subject to availability. All photographs are as a guide only and do not necessarily represent the products available. Travis Perkins reserves the right to change product details without prior notice. Errors & omissions excepted. All products sold subject to Travis Perkins Terms & Conditions of Sale. Travis Perkins plc is the owner of the registered trademark Travis Perkins. JB88408 09/15