

DESIGNER

KITCHEN

GUIDE

ON TREND designs

- SCANDINAVIAN
- INDUSTRIAL
- FARMHOUSE

45 PAGE
PRODUCT
GUIDE

ALL THE DETAILS
ON DIMENSIONS
AND FEATURES

GET THE SCOOP
ON INNOVATIVE,
AWARD-WINNING
APPLIANCES



5 REASONS YOU SHOULD PICK YOUR APPLIANCES FIRST

1. LOOK

The appliances you choose will have an enormous impact on the style of your kitchen, either working with or against the overall kitchen look you're trying to achieve. If you want a modern, sleek, minimalist kitchen, choose appliances that blend seamlessly into your cabinetry, or if you're going for an industrial look or Hamptons-style kitchen, choose statement pieces such as a freestanding cooker and canopy rangehood.



2. SPACE

Dreaming of being able to cook more at once with a double oven or freestanding cooker, or store more in a big French door fridge? Decide which type of appliances you want upfront so you can allocate enough space for the things you love when you start designing your kitchen. Thinking about appliances first also means you can choose to have some of your smaller appliances, such as your microwave and coffee machine, built in for access convenience and a clutter-free benchtop.



3. CONNECTIONS

All kitchen appliances need to be connected – to electricity, gas, and for dishwashers and some fridges, to water. It's important to think about all the requirements of your appliances first up, and how easily these can be catered for in your new kitchen.

Do you already have the electrical, gas and water lines needed for your new kitchen, or do you need to get new lines connected before the appliances can be installed? Think about where the lines are located and if your appliances will suit being positioned there, or whether you can move the location of your lines. The lengths of the appliance power cords will also determine where your power points need to go. Keep in mind that you'll need a gas line for a gas cooktop, and a water line for a fridge with a water or ice dispenser.



4. LAYOUT

The appliances you choose and the dimensions of your kitchen space will determine how you can create a kitchen work triangle. This refers to how the three key kitchen zones work together – your food prep, cooking and clean-up areas – so you can work as efficiently as possible in your kitchen.

You won't be able to work out which kitchen layout option works best for your space without appliance measurements, because your appliances all need to work together to create the best work triangle. If you design the kitchen and work triangle without choosing appliances first, you may have to compromise on the appliances you end up buying to be able to fit them into your kitchen layout.



5. TIME AND EXTRA COSTS

Buying quality appliances is really important because they will last you years. The brand and functionality of your appliances may affect the future valuation of your home. A general rule of thumb is to spend 15 per cent of your kitchen budget on your appliances.

Your must-have appliances also need to fit. If they don't you may need to pay expensive kitchen redesign fees, which will also cost you precious time.

Picking your appliances first will save you time and money and ensure your new kitchen is the one you've been dreaming of.

CHOOSE THE GOOD GUYS FOR KITCHEN APPLIANCES



A CHOICE OF LEADING BRANDS

At The Good Guys we take pride in presenting you with a range of trusted brands that are always innovating to improve your cooking experience. Whether you're looking for appliances to suit a modern kitchen design or a more traditional, classic kitchen style, we have everything you need to bring your kitchen vision to life.

SAFE STORAGE DURING THE BUILD

Choosing the right appliances for your kitchen doesn't need to be stressful. Our in-store team are kitchen appliance experts and can assist you to select the right appliance for your needs. Just pay a 20 per cent deposit and we will store your goods for up to 90 days. Then pay the balance when you are ready to have the goods delivered.

DELIVERY & INSTALLATION

Once you've chosen the perfect appliance for your new kitchen, our Concierge team can make arrangements for a qualified and insured professional to install your new appliances so you can start using them sooner. Each installation also comes with an installation guarantee, giving you total peace of mind. Delivery and premium delivery services are also available.

VALUE EVERY STEP OF THE WAY

Not only do we deliver the service you deserve but with our Pay Less Promises you always pay less. We will beat any competitors' advertised price, and if you do find a lower advertised price within 30 days of your purchase, we will happily pay back 120 per cent of the difference*. To top it all off, we can help you achieve your dream

\\ The friendly in-store team are also kitchen appliance experts and can talk you through all the different appliance options //

kitchen sooner by offering you a number of finance options for your appliance purchase. You can't get better than that. ***Visit thegoodguys.com.au to find out more and for full terms and conditions.**



PLAN YOUR KITCHEN RENOVATION

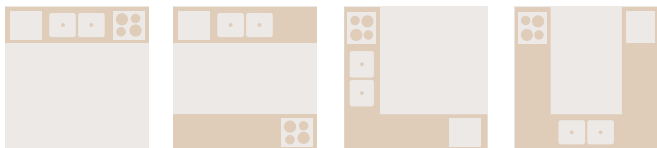
COMPLETE BEFORE GOING INTO STORE

LIFESTYLE

1. HOW OLD IS YOUR HOME?

- <5 years 5-10 years
 10-25 years 25-50 years >50 years

2. WHICH BEST DESCRIBES THE LAYOUT OF YOUR KITCHEN?



- One-wall Galley L-shape U-shape

3. HOW MANY PEOPLE ARE IN YOUR HOUSEHOLD?

- 1 2 3-5 >5

4. HOW OFTEN DO YOU ENTERTAIN?

- A few times a year Once or twice a month
 Once a week or more

YOUR KITCHEN

5. WHY DO YOU WANT TO CHANGE YOUR KITCHEN (TICK ALL THAT APPLIES)

- Too small Awkward floor plan
 Looks dated Not enough storage
 Cabinets need updating Appliances need updating
 Counters/surfaces need updating
 Plumbing/wiring need updating

6. WHICH BEST DESCRIBES YOUR PROJECT?

- Refresh:** Updating light fixtures, new handles, painting cabinets, replacing worn out appliances, new benchtops or adding a splashback.
 Renovation: New cabinet doors and handles, relocating lighting, upgrading your appliances, new flooring, new benchtops and splashbacks.
 Remodel: Demolishing your existing kitchen, redesigning the layout and starting from the ground up.

7. WHAT LOOK WOULD YOU LIKE TO ACHIEVE?

- Modern Hamptons
 Industrial Minimalist
 Scandinavian Other
 Entertainer's _____

8. WHAT ARE YOUR GOALS? (TICK ALL THAT APPLY)

- A more stylish kitchen More counter space
 A more functional kitchen A more effective layout
 More storage space New/nicer appliances
 A bigger, brighter space Higher resale value for my home
 More room for entertaining Open the kitchen to another room

9. WHAT IS THE TIMELINE?

- Want to start right away
 Want to start in the next few months
 Want to start in the next year
 Want to start in the next few years

APPLIANCES

10. WHAT APPLIANCE FINISHES DO YOU WANT?

- Stainless steel
 Black
 White
 Other _____

11. TYPE OF OVEN REQUIRED? (TICK MORE THAN ONE IF REQUIRED)

- | | | | |
|---|-----|-----|-----|
| <input type="checkbox"/> Electric | (W) | (H) | (D) |
| <input type="checkbox"/> Pyrolytic | (W) | (H) | (D) |
| <input type="checkbox"/> Gas | (W) | (H) | (D) |
| <input type="checkbox"/> Steam | (W) | (H) | (D) |
| <input type="checkbox"/> Upright/freestanding | (W) | (H) | (D) |
| <input type="checkbox"/> Double oven | (W) | (H) | (D) |
| <input type="checkbox"/> Wall bank (multiple ovens - overall) | (W) | (H) | (D) |
| <input type="checkbox"/> I don't require an oven | | | |





12. TYPE OF COOKTOP REQUIRED?

- Induction (W) (H) (D)
- Ceramic (W) (H) (D)
- Gas (W) (H) (D)
- I don't require a cooktop

13. TYPE OF RANGEHOOD REQUIRED?

- Canopy (W) (H) (D)
- Fixed (W) (H) (D)
- Undermount (W) (H) (D)
- Slideout (W) (H) (D)
- I don't require a rangehood

14. TYPE OF DISHWASHER REQUIRED?

- Freestanding (W) (H) (D)
- Built-in (W) (H) (D)
- Integrated (W) (H) (D)
- Dishdrawer (W) (H) (D)
- Compact (W) (H) (D)
- I don't require a dishwasher

15. TYPE OF REFRIGERATOR REQUIRED?

- French door (W) (H) (D)
- Side by side (W) (H) (D)
- Top mounted (W) (H) (D)
- Bottom mounted (W) (H) (D)
- Single door (W) (H) (D)
- Integrated (W) (H) (D)
- Bar or wine fridge (W) (H) (D)
- I don't require a refrigerator

16. DO YOU REQUIRE A NEW SINK AND TAP?

- Sink Tap

17. OTHER SMALL APPLIANCES REQUIRED, EG. COFFEE MACHINE, MICROWAVE, KETTLE, TOASTER?

18. USING YOUR EXISTING LAYOUT?

What are the measurements of your:

- Oven or upright cooker (W) (H) (D)
- Cooktop (W) (H) (D)
- Rangehood (W) (H) (D)
- Microwave (W) (H) (D)
- Dishwasher (W) (H) (D)
- Refrigerator (W) (H) (D)
- Sink (W) (H) (D)

19. WHAT SERVICE OPTIONS WOULD YOU LIKE INCLUDED?

- Delivery
- Removal of existing appliances
- Installation

20. HOW MUCH DO YOU WANT TO SPEND ON APPLIANCES?

- <\$1,000
- \$1,000 - \$10,000
- \$10,000 - \$25,000
- \$25,000 - \$50,000
- \$50,000+

21. HOW DO YOU PLAN TO PAY FOR YOUR APPLIANCES?

- Credit card or cash
- 20% deposit and the balance upon pick-up
- Interest Free Finance

STORE CONTACT:

STORE:





CONTENTS

THE GOOD GUYS
DESIGNER KITCHEN GUIDE
ISSUE #2

EXPERT

- 10 **Renovation budgeting** Expert tips on budget planning for a renovation
- 12 **Pretty little things** How to make the most of a small kitchen
- 15 **Perfect planning** A step-by-step guide for creating a dream kitchen
- 18 **Spotlight on: Butler's pantry** Is this trendy space suitable for you?
- 20 **Trend buzz** The latest and greatest in kitchen designs
- 22 **Savvy designs** Functional design that's cost-effective
- 24 **Tradie shopping** Insider tips on choosing your tradesperson
- 26 **Road test: Benchtops** The lowdown on the many different benches

DESIGN

- 28 **Industrial age** Essential ingredients for an industrial look
- 34 **Country style** How to create an old look in a new space
- 40 **Family values** Meet the lifestyle needs of your family in a practical way
- 44 **Minimum of fuss** A low-key look takes thoughtful consideration
- 48 **Colour me happy** A splash or dash – find out how to add colour
- 54 **Scandinavian secrets** Top ideas for getting the popular Scandi look
- 60 **Great outdoors** Embrace summer with an outdoor kitchen



65 THE INSIDE SCOOP

Choose your appliances with insider knowledge

We take you through cooktops, dishwashers and fridges, so you can buy with confidence. We also showcase the very best award-winning products.

82-131 PRODUCT GUIDE


A comprehensive guide for all The Good Guys brands

- 82 Bosch
- 90 Smeg
- 96 Electrolux
- 102 Fisher & Paykel
- 108 Whirlpool
- 113 Delonghi
- 119 Viali
- 120 Westinghouse
- 126 Chef
- 129 Fridges



Oliveri®





UNDER-CABINET LIGHTING GIVES A MODERN LOOK, WHILE PENDANT LIGHTING OVER A TABLE OR ISLAND CAN GIVE A FOCAL POINT TO THE ROOM.

RENOVATION budgeting

WHETHER YOU'RE GOING FOR A REFRESH, RENOVATION OR REMODEL, PLAN WELL TO GET THE MOST OUT OF PROJECT FUNDS.

THE MODERN AUSTRALIAN kitchen is no longer a space just to prepare food – now it's a place where the family spends time together and where homeowners socialise with their friends. Given its modern status as the entertainment hub of the home, it's no surprise the cost of a new kitchen averages \$21,862. Even a budget version can cost \$10–25,000, while a standard kitchen can be \$20–45,000, and up on the premium end it's \$45–75,000, according to the Housing Industry Association. Here's how to assign your budget if you're planning a new kitchen...

CABINETS

"Cabinets form the backbone of the project so they need to look good, be functional and stand the test of time," says founder and head renovator at The School of Renovating, Bernadette Janson. "Contain costs by going directly to the cabinet maker. It may mean getting your design done independently, but the savings will make it worth your while."

SPEND: 25% OF YOUR BUDGET

BENCHTOPS

Don't skimp on your benchtops. "They are highly visible and where all the action happens," says Janson. "Composite stone is ideal because it's beautiful and durable. Thankfully trends are moving away from chunky benchtops to a much thinner style that's less expensive."

SPEND: 15-20% OF YOUR BUDGET

APPLIANCES

"Choosing the right appliances is critical – they are the workhorses of the kitchen," explains Janson. "The more expensive the suburb, the more important it is to go for upmarket brands, such as Miele or Smeg," she says. "A cooktop and separate oven are preferable to an upright stove. If you have the space, go for 900mm wide to add luxury and function. Slide-away rangehoods are elegant but canopy versions are cheaper to install. Put in a dishwasher, it's essential – fully integrate it for an upmarket look. Don't forget to accommodate the microwave in your kitchen design – they sometimes get forgotten and end up on the kitchen bench. Stainless-steel appliances are very popular, but white is definitely making a comeback."

SPEND: 15% OF YOUR BUDGET

INSTALLATION

"The quality of the installation is the most important element of the kitchen," says Janson. "Poor installation will result in gaps, benches that are not level and badly adjusted doors. If your budget is limited, you can still get a beautiful kitchen using flatpack cabinets, provided you use a good installer."

SPEND: 15% OF YOUR BUDGET

LIGHTING AND FLOORING

"The right lighting and flooring can make a kitchen feel expensive," says Janson. "Under-cabinet lighting can be achieved with LED strip lights. For general lighting go for LED downlights, and pendants over an island bench to add a focal point. If timber flooring is used in the rest of the home, it's preferable to use it



GOOD APPLIANCES ARE AN ESSENTIAL PART OF A KITCHEN, AND WHEN INTEGRATED THEY GIVE A SLEEK, UPMARKET LOOK.

in the kitchen, too. Test how it stands up to water by taking a sample, dunking it in a bucket of water and seeing how it dries out."

SPEND: 10-15% OF YOUR BUDGET

DESIGN FEES

"A well-designed kitchen that has broad appeal will increase the value of your property," says Janson. "I would recommend engaging a designer, and would commit about \$1000 to the design of an average kitchen."

SPEND: 4% OF YOUR BUDGET

PLUMBING

"Moving plumbing can make a big difference to the layout and efficiency of a kitchen," says Janson. "Don't be put off doing it because you think it's too hard – a kitchen is a significant spend, so don't compromise the quality of the outcome for the sake of a few extra dollars to move the plumbing."

SPEND: 5% OF YOUR BUDGET

DOORS, WINDOWS, SPLASHBACKS, WALLS AND CEILINGS

It's easy to forget doors, windows, walls and ceilings need money spent on them. "Splashbacks need to be non-combustible if they're behind a cooktop, so acrylic isn't suitable. Glass or mirror must be toughened in order to comply with the Building Code of Australia," says Janson. "There are special kitchen paints available, but a good-quality wash and wear, low-sheen acrylic paint is adequate."

SPEND: 10% OF YOUR BUDGET

BUDGET BUFFER

As with any renovation, it's a good idea to have a little bit of buffer built into your budget. "Removing a wall to make the area more open plan can add enormous value to your home," says Janson.

SPEND: 1% OF YOUR BUDGET ■

KATHERINE CHATFIELD

pretty LITTLE THINGS



THE BEST THINGS REALLY DO COME IN SMALL PACKAGES. HERE'S HOW TO MAKE THE MOST OF A LIMITED KITCHEN SPACE.

///
A QUALITY RANGEHOOD IS IMPORTANT IN A SMALL KITCHEN, AS IS CHOOSING MULTIPURPOSE APPLIANCES.

IN AN AGE of soaring house prices, it makes sense to downsize your home. Moving to a smaller place can mean the difference between a 10-minute commute and an hour spent in traffic – or even moving into your first home today versus buying it 10 years down the track. Whatever the reason, a compact home needs to be functional and efficient. This is especially important in the kitchen, the most hard-working zone in your home. We asked the experts for their insider tips on how to design a kitchen that's small in size but big on smart ideas.

THE LAYOUT

Most of us have been told a successful kitchen requires a traditional triangle formation, with the oven, fridge and sink within a metre or two of each other. And that works for some people, says Alan Ryner, owner of House Of Kitchens, but these days the rules have changed. "It's important to consider your family's needs; multiple people might be using the space at one time rather than just one person cooking in the 'triangle'," says Ryner. "And in a small space, that shape might be impractical." Senior



IN SMALL SPACES THE PALETTE NEEDS TO BE LIGHT TO AVOID DARK AREAS. CLUTTER SHOULD BE KEPT MINIMAL, SO AIM FOR FUNCTIONAL APPLIANCES TO ACHIEVE THIS.



designer at Wholesale Kitchens, Julie Hanover, agrees. "Limited space means you may not be able to accommodate a triangle design, so a straight-line or galley-style kitchen can be best," says Hanover.

CABINETS

Even small kitchens can hide plenty of storage if the cabinetry is properly planned. "Pantries and drawers can fit more with pull-outs, dividers and inserts," says Hanover. "And you can give new life to dead space with nifty swing-out shelves." If you simply can't do without the kitchen island, a table can double as portable prep and an eat-in space, or "build in plenty of smart storage underneath," she says. Open and closed shelves up the top can keep daily items in easy reach. You can't afford to waste a centimetre of space in a small kitchen, says Ryner. "Choose drawers below waist height instead of cupboards – this minimises uncomfortable reaching to the back, as well as reducing wasted space at the back of the shelf."

APPLIANCES

The key to creating the illusion of more space in a small kitchen is avoiding clutter – this means benchtops need to be free of messy cords and clunky appliances. "Choose a microwave, toaster and other items that can be built into the joinery or hidden behind a cupboard," says Ryner. "You'll need a good rangehood, and you should plan for the cabinetry to line up perfectly with it on either side." Forget about oversized French-door

fridges and freestanding cookers – it's all about integrated appliances. "The dishwasher and fridge can match up with your cupboards to create a sleek, streamlined look," says Hanover.

Interior decorator Emma Blomfield is a fan of multipurpose options. "The Smeg Compact Combination Steam Oven or Combination Steam and Grill Microwave means you don't need extra appliances," she says. "If you thought you couldn't have a dishwasher, the Fisher & Paykel DishDrawer will fit in the smallest of kitchens!"

VISUAL TRICKS

We've minimised the clutter and hidden extra storage – now what? "Keep the palette light to avoid dark, poky corners," says Hanover. "And try to stick to just three materials and textures while drawing the eye to the most spacious features." To achieve this, Blomfield suggests continuing materials across multiple zones. "Use the same material on your splashback as your bench, such as white stone or laminate with tiny flecks," she says. "Or consider a mirrored splashback to add extra light and visual space. Just keep in mind that the mirror will reflect its surroundings, so it's important to keep the space clear." ■

LOUISA BATHGATE



IMAGES: DRIES OTTEN

DID YOU KNOW?
THE GOOD GUYS HAVE THE BIGGEST RANGE OF TOP- AND BOTTOM-MOUNTED REFRIGERATORS FOR SMALL SPACE-SAVER KITCHENS.

DREAM KITCHENS ARE MADE IN THE PLANNING PROCESS, SO MAKE SURE YOU KNOW WHAT YOUR NEEDS ARE BEFORE DESIGNING THE SPACE.



PERFECT planning

CREATE YOUR DREAM KITCHEN BY THOUGHTFUL PLANNING WITH THE FOCUS ON WHAT WILL WORK BEST FOR YOUR FAMILY'S NEEDS.

LIVING WITH AN old, tired, dated kitchen can have its challenges. Temperamental appliances can make it hard putting a meal on the table... and worse still, bad lighting or a poky layout can mean you're stuck in there while the rest of the family congregate elsewhere. Not fun! But how can you plan a new, functional, beautiful kitchen that ticks all the boxes? Sydney-based interior stylist Lisa Koehler tells what you should put on your wishlist.

1 CHOOSE YOUR APPLIANCES

If it's been a while since you shopped for a new fridge or oven, prepare yourself: appliances have come of age. Steam ovens are set to replace the microwave, say chefs – and double ovens are popular if you're feeding a large tribe. Fridges, too, come in a range of configurations and might include anything from user-friendly French doors to deli and freezer drawers.

"Appliances should be selected before planning starts, especially if you're hiring a designer to help you, so they can understand how you want the kitchen to function," explains Koehler. "There are so many great new appliances to consider, but one of my favourites is a warmer drawer. It's a small luxury to have warm plates to serve dinner on, and busy families can keep a meal in the warmer drawer if someone is running late." ►



ALL FUNCTIONAL KITCHEN DESIGN SHOULD START WITH CONSIDERING THE APPLIANCES AND STORAGE SPACE YOU WILL NEED.



2 PROBLEM-SOLVE AND PLAN

Once you know the appliances you need and you have your budget sorted, write a brief. Consider: what are the problem areas you need to resolve? Do you need more or better storage? How does your family function and use the kitchen on a day-to-day basis? "It's important to consider all these things in the planning," says Koehler.

Layout is also key. Years ago, kitchen design was all about the 'triangle' zone between fridge, sink and cooktop, but these days it's more about creating zones so more members of the family can use the space, says Koehler. "For example, you might want to create a breakfast zone – an area near the fridge that includes the toaster and kettle,

which can then double as a snack station."

And don't forget a lighting plan – you'll want three different layers of lighting in your kitchen, explains Koehler. "For a successful lighting solution we need a combination of ambient light for general illumination, accent lights for focal points and task lighting, too. Scenic lighting – such as pendants above a bench – can create a more decorative effect."

3 LOCK IN LOOK AND FEEL


This is the fun bit: figuring out how you'd like your dream kitchen to look. Pinterest and magazines are a great place to start and to gather inspiration for a combination of finishes. "Always choose your floor first – that's my rule," advises

Koehler. "Then select your benchtops, followed by cabinetry colour. A good tip is to splurge on a benchtop you really love that'll stand the test of time, but save on your cabinetry."

Key features that make the kitchen extra special are tapwares and handles, she adds. "Don't be afraid to mix up handle styles as well. You might like to have push-to-open on the upper cabinetry, and handle detail on the bottom. It's really up to you."

She also recommends making classic, timeless choices in function and considering what suits the style of your existing home. "That said, you can have fun with styling – bring trends and accents in that can be easily changed." ■

RACHEL SMITH



A BUTLER'S PANTRY HAS MANY USES, FROM STORAGE TO COOKING; HOW YOU USE IT COMES DOWN TO SPACE.

SPOTLIGHT ON butler's pantry

WE WALK YOU THROUGH THE POPULAR BUTLER'S PANTRY SPACE FOR YOU TO DECIDE IF IT'S THE RIGHT FIT FOR YOUR KITCHEN.

A WALK-IN 'PANTRY', which includes appliances and storage, fondly known as the butler's pantry, is becoming increasingly popular in modern kitchens. They've come a long way since their origins – storing silver in grand English homes – where the butler was the head of the domestic staff. Here's our guide to what's really important in a butler's pantry, plus a few design ideas from those who've already taken the plunge.

LAYOUT IS KEY

If you're thinking about a butler's pantry as part of your renovation, the first question is whether you have space. The location is flexible; it might be behind the main part of your kitchen or off to the side,



THE BUTLER'S PANTRY IN THIS KITCHEN, BY PLY ARCHITECTURE, IS SLOTTED BETWEEN OVEN AND COOKTOP AND FEATURES A BENCHTOP IN CAESARSTONE'S 'RAW CONCRETE'.

although, obviously, easy access is a key consideration – there's no point having a long walk to access it. The size is also up to you: it can be little more than a large cupboard, all the way up to a large room with its own window and external door, depending on how much you want it to include. Once you've worked out your layout, the next question is what to include.

BUTLER PANTRY KNOW-HOW

Most butler's pantries include bench space for food preparation and small appliances. Sarah Booker, who recently moved into a new home with a butler's pantry already built in, uses it for storage when she's entertaining. "I use the extra bench space when I'm entertaining – I can put the bread or dessert in there where they're tucked out of the sight until they're needed," says Booker. You'll need at least 500mm depth for useful bench space, with up to 600mm if you can.

SMALL APPLIANCES

With the move towards clean and streamlined kitchen style, a butler's pantry can be a great spot to keep all those everyday items that can make your kitchen look cluttered. "As well as storing normal pantry food, I have my microwave, kettle and toaster in there because it keeps my benchtop clear of all that stuff," says Booker. If you're planning to use blenders, mixers and food processors in the pantry, you might consider installing a sink to make food prep easier, and even the dishwasher. This also means

you can stack dirty plates out of sight in the butler's pantry while you're entertaining, and any dishwasher noise won't disturb the party.

STORAGE

You'll need to decide between closed cupboards and drawers, open shelving, or a combination of both. Nicole Woodward, a mother of four, recently renovated her kitchen to include a walk-in butler's pantry that runs behind the main bank of appliances. With a large family, she shops in bulk, so the extra storage is welcome. She chose to have open shelving down one side of the pantry, which has given her an unexpected advantage. "I love being able to see all my serving dishes," she says. "Now that they're not tucked into a corner cupboard I use them all much more often."


LARGE APPLIANCES

Some homeowners include ovens and fridges in their butler's pantry, preferring to keep the main part of the kitchen as a social spot. Woodward has a large fridge in the kitchen, and a smaller fridge in her butler's pantry. "We use it for drinks and for extra food at the start of the week or when we're having a party," she says. For wine aficionados, the butler's pantry is a great spot for wine fridges, which can be installed under a bench. If you are including a number of appliances, don't forget to plan for an extraction fan or window, to avoid overheating. ■

JANE BAKER



IMAGES: SHUTTERSTOCK, GARETH WILLIAMS, BUREAUX



CLEVER STORAGE IS ON TREND, WITH DEEP DRAWERS REPLACING CUPBOARDS, AS SHOWN HERE.



TREND buzz

THE LATEST IN KITCHEN DESIGN TRENDS PROMISES A SPACE OF BEAUTY AND FUNCTIONALITY.



WHETHER YOU'RE KEEN to overhaul your kitchen or simply make some tweaks to freshen up your space, there are lots of exciting options on the market right now. Smart appliances, clever storage and bold colour palettes are all becoming more on trend, according to leading design blogger Jen Bishop from *Interiors Addict*.

"I think we're still approaching kitchen design as an expensive room which we'll have for a good decade, if not longer, so achieving a timeless look is vital," Bishop explains. "This doesn't mean boring, though. I love kitchens with a bit of personality!"

TIME-SAVING APPLIANCES AND SMART STORAGE

As the room in which we need to get a lot done, fast, kitchens perhaps benefit most from functional tweaks and updates. Which is why some appliances – such as steam ovens that cook a meal fast, or fridges that are wider and narrower so you find what you need quickly and waste less – are popular.

Clever storage is also key, says Bishop. "If you have the space, deep drawers are still on trend, rather than cupboards. We're also seeing better design with under-bench storage, with lots of slide-out bins, adjustable shelves, drawer dividers



TWO-TONE CABINETRY IS ON TREND IN MODERN KITCHENS; HERE IT'S IN MATTE BLACK AND TIMBER.



IF YOU'RE WORRIED ABOUT A TREND DATING, STICK TO INEXPENSIVE UPDATES LIKE TAPWARE, HANDLES AND APPLIANCES.



or white on the wall-mounted top cupboards."

In terms of colour, blue hues are proving popular among renovators, too. "Navy is big in kitchens, and it's my favourite colour – so I'll be adding touches in my own kitchen reno later this year," says Bishop. "Matte finishes in general and grey cabinetry are also on trend. If you're not keen on colour for your cabinetry, you could think about incorporating colour texture and pattern in splashbacks and floors."

Open shelving, especially a chunky, textural timber, can be a feature in itself. "It's a great way to display treasured possessions, cookbooks and plants," adds Bishop.

and carousels for corner cupboards. At the end of the day, it's about making every centimetre of your kitchen work for you."

WHAT'S HOT IN COLOUR AND TEXTURE

While the good old white-gloss kitchen is still popular for Australians, according to Bishop we're also opting for more classic looks.

"I'm seeing lots of the Shaker-style look, brought up to date with the choices of handles and tapware," she says. "I'm also liking the trend towards two-tone cabinetry, perhaps with a matte black on the bottom cupboards, and timber

LOVE IT OR SWAP IT

Fallen in love with a trend but worry it will date? The way around this is to incorporate semi-flexible trends into your kitchen, says Bishop. "Things you can swap out easily include handles, tapware, splashbacks and small appliances like your kettle or toaster," she says, "as well as window furnishings and flooring."

Simply replacing an old benchtop can be a fast and often inexpensive way to bring a contemporary look to a tired kitchen space, she adds. "Although, this really depends on how much you spend on it," she says. "If you invest in stone, you want to make sure you're going to love that for years to come!" ■

RACHEL SMITH

MY FAVOURITE DESIGNER KITCHEN

A great way to get ideas for changing up your own kitchen is to look at what the designers do in their own homes, says Bishop.

I love American design blogger Emily Henderson's kitchen, because it's timeless but still personal to her and her aesthetic. //





A TOP-MOUNTED SINK WILL SAVE YOU MONEY AND CAN STILL LOOK SLEEK IF YOU CHOOSE THE RIGHT MATERIALS.



CUPBOARDS ARE A CHEAPER ALTERNATIVE TO DRAWERS, CONSIDER DESIGNING THEM SO THEY OPEN IN DIFFERENT WAYS TO ADD SOME INTEREST TO THE KITCHEN.



A STRAIGHT KITCHEN SAVES COSTS BY ELIMINATING CORNER CUPBOARDS AND REDUCING LABOUR WHEN INSTALLING THE BENCHTOP.

SAVVY designs

MAKE YOUR KITCHEN WORK HARDER AND SMARTER FOR COST EFFICIENCIES BY CREATING A FUNCTIONAL DESIGN.



IMAGES: LIVING4MEDIA



“If you’re on a budget, don’t overlook the good old-fashioned laminate door.”

1 CHOOSE CUPBOARDS

“Drawers cost around three times as much as cupboards to install in a kitchen,” says builder and project manager of TB Build Trevor Badelt. “A cupboard is simply a carcass, a shelf and a door, whereas a drawer needs a soft-close mechanism, several face panels and possibly handles to match. Although you definitely need some drawers in a kitchen for cutlery and utensils, keeping them to a minimum will help to keep costs down.”

2 GO STRAIGHT

A straight kitchen that doesn’t need to fit into a confined space can save you money, adds Badelt. “When there’s no need to fit the kitchen in a specific space, you can make it as long (or short) as you like, then add a dress panel on the end to finish it off well. Straight kitchens also avoid expensive corner cupboards, as there’s more labour involved installing a benchtop that needs detailing and finishing around a corner.”

3 GET ON TOP

“An under-mounted sink means cutting and polishing a benchtop, which can incur pricey labour costs,” says Badelt. “Choosing a top-mounted sink means the benchtop only has to be cut roughly so the sink can fit on top. It should save you a couple of hundred dollars.”

4 BE CLEVER WITH SPACE

Sometimes simply moving things around or adding more storage can mean you don’t need to increase the footprint of your kitchen – which can save you lots of money, says architect at Benn & Penna Andrew Benn. “If there’s plenty of space between the oven, sink and fridge instead of having them crammed up together, it’s much easier to work, giving you a feeling of more space,” he suggests. “Make the most of unused space by adding cupboards that stretch up to the ceiling. This gives lots of storage for items that are not used too frequently,” he says.

5 DON’T UNDERESTIMATE LAMINATE

“If you’re on a budget don’t overlook the good old-fashioned laminate door,” suggests Badelt. “It’s cut and sent straight out of the joinery ready to ship, so keeps costs down. Although polyurethane is on-trend, it has to be cut, shaped then sent to the polyurethane team – all which adds significant cost. Choose a 2mm, rather than 1mm, edge on laminate doors to give them a good, neat finish.”

6 REACH FOR THE STARS

Energy-efficient white goods might cost a little bit more to buy, but the money you’ll save on energy and water costs in the long run can have a large impact. “High-energy ratings on

dishwashers, washing machines, microwaves, ovens, fridges and freezers really do make a big difference to your bottom line,” says Badelt. An energy-star certified fridge uses about 10 per cent less energy than one that isn’t certified, and around 40 per cent less energy than a fridge that’s 15 years old. “They are well worth the investment,” says Badelt. Also consider a gas hob over an induction cooktop, as they are much cheaper to run.

Consider investing in good taps too; a water-efficient tap with an aerator might discharge 2 litres of water a minute, where as a regular tap might discharge anything up to 18 litres.

7 SORT THE PLUMBING

If you’re moving things around in your kitchen, sometimes shortening the plumbing run can mean more efficient – and therefore cheaper – hot-water delivery to your sink and dishwasher. “If you’re moving your hot water tank by a metre this won’t make much difference, but if you’re moving it from one end of the house to much closer to the kitchen, this can definitely cut costs,” says Badelt. “Plus you won’t have to wait as long for your hot water to appear when you turn the tap on!” ■
KATHERINE CHATFIELD

DID YOU KNOW?
THE GOOD GUYS HAVE ENERGY RATINGS
DISPLAYED ON ALL APPLIANCES.



TRADIE shopping

TRADE SUPERVISORS
LEE MANCS AND
DAN KING ARE PART OF THE
LICENSED INSTALLER TEAM
AT THE GOOD GUYS.

FINDING THE RIGHT TRADESPEOPLE FOR YOUR KITCHEN RENOVATION CAN BE THE DIFFERENCE BETWEEN EASY STREET AND STRESS CENTRAL.

ONE OF THE most important things to consider when you're planning a kitchen renovation is how you're going to find the best tradespeople. The majority of tradespeople are highly trained and work to a high standard, so with a little legwork you can ensure you get the service and standards you need for the fairest price. We spoke to The Good Guys Home Services for a guide.

1 ASK AROUND

Getting a recommendation from someone you trust is the number one way to ensure a successful renovation

project. "Word of mouth is the most important type of advertisement," says Lee Mancs, electrical and refrigeration nominated trade supervisor. "If a tradie comes recommended, you know they are among the best in their trade."

2 CHECK THE PAPERWORK

All tradespeople should have a licence or registration through the appropriate authority in your state. If you feel awkward asking to see the relevant paperwork, you need to get over it. "Never be shy to ask for a licence," says Lee. "If a tradie is not willing to show his or her licence, chances are they don't

BUILD A RELATIONSHIP

Being a good customer is just as important as being a good tradesperson. First; communicate well. Be friendly, speak clearly and explain exactly what you require from the installer. The last thing you want is the tradie having to second-guess what you think is completely obvious when you're not there. Second, you need to be flexible. Yes, you have deadlines and no-one is expected to be happy if a job finishes months after it should, but trade work is generally a juggle so a little wriggle room is to be expected. Finally, always pay on time. Once you are satisfied with the job, payment should be made in full. Tradespeople have families and bills like everyone and cash flow is king. One of the main reasons small businesses fail is because customers don't pay within the agreed timeframe.



have one and are not qualified to complete the task."

It's also important that your tradie has a certificate of currency for public liability insurance, so ask to see that too while you're at it.

3 GET A FEW QUOTES

Traditionally, the golden rule when getting quotes is to get three and pick the middle one. But is it really as simple as that? "That's not a bad idea," says Dan King, plumbing nominated trade supervisor. "I like to get five or six. This way you can better see the average price for the job, and also the detail of the installation because some tradespeople include everything, while others will not."

Going for the cheapest quote is tempting, but be wary, as you may find there's a good reason why one quote is lower than the rest. "It's often the way a shrewd businessman will get your work," says Dan. "But once the job starts, they often find problems that appear out of nowhere and the price rises. Of course, some people are very honest and the

lowest price could be exactly what's required for the job. Your best bet is to talk to the tradie at length and gauge his/her attitude towards you and the job."

4 GATHER THE EVIDENCE

If you don't have a personal contact to vouch for your joiner, plumber or sparkie, make sure you ask for references from previous jobs. It may also be possible to view their work. "A top tradesman will have photos of previous installs," says Lee. "It's a great tool for a customer to get a visual idea of what the completed job may look like. It also gives peace of mind knowing they conduct the work in a neat manner."

5 CHOOSE SOMEONE LOCAL

Sometimes it can be hard working out exactly where your tradie is based and, to be fair, that's probably because they're happy to travel and don't want to put potential customers off. But as Dan advises, local is often best – and not only because they're close to the job. "Choosing a local tradesperson is always recommended

as it keeps work in the local community. This is where word of mouth is a huge help."

6 CONSIDER GOING IN-HOUSE

If you buy your kitchen appliances from a major retailer such as The Good Guys, you can help yourself to some serious peace of mind by using a team picked by the experts. "Our tradies are all individually screened and must meet a very high standard of work," says Lee. "All the licences and insurances are checked and continually audited to ensure they are always compliant. We conduct random audits on site to make sure the install standard is maintained at a high level. Our tradies are also constantly trained on any new installation procedures and Australian standards that may have been implemented within their specific trade." ■

SARA MULCAHY

DID YOU KNOW?

THE GOOD GUYS HAVE LICENSED INSTALLERS AVAILABLE AT ALL STORES.



CAESARSTONE'S NEW
RUGGED CONCRETE
STYLE ADDS A RAW,
INDUSTRIAL AESTHETIC.



ROAD TEST benchtops

BENCHTOPS ARE A KEY ELEMENT OF A KITCHEN DESIGN – SELECT FOR YOUR SPACE, AND LIFESTYLE.

WHETHER YOU'RE DREAMING of luxurious marble, or looking for something that can stand up to anything your family throws at it, it makes sense to do your research before committing to one of the most important surfaces in your kitchen: the benchtop. Our handy guide will help you decide which one is right for you.

NATURAL STONE

For its fans, nothing comes close to the natural beauty of marble, granite and limestone. Each slab is unique, and its variations make for a stunning statement with an air of luxury.

DO Visit the factory to choose your slab. There's a lot of variation, so make sure you're getting exactly what you imagined.

HOME TRUTHS Most natural stones are porous to some degree, so sealing is often required and may need to be regularly repeated. Acidic materials such as lemon juice and even champagne can leave the surface 'etched' or dull.

ENGINEERED STONE

If you love the look of natural stone but you're not up for the maintenance, engineered stone, made from a mixture of natural stone and resin, might be for you. "Caesarstone never requires sealing, is stain resistant and very easy to clean and maintain," says Linda Hannah, marketing manager at Caesarstone, one of several brands on the market. Another



LAMINEX'S DIAMOND GLOSS SURFACE OFFERS A POLISHED HIGH GLOSS FINISH WITH EXCEPTIONAL SCUFF-RESISTANCE.

A MODERN KITCHEN FEATURING CAESARSTONE STATUARIO MAXIMA.

AND THE REST...

STAINLESS STEEL Loved by commercial cooks for its easy-to-clean qualities, stainless steel can add an industrial edge to your kitchen. It's impossible to avoid scratches, so it might not be right if you prefer a pristine surface.

TIMBER Country-style aficionados might choose solid timber, which will develop its own character over time. There will be some maintenance, depending on the finish, since timber isn't waterproof or stain proof.

CONCRETE The ultimate in industrial finishes, concrete benchtops are usually poured on site. It's a very heavy material, so check your site is suitable; you might need to reinforce the floors.

are available in this tried-and-true surface, along with speciality finishes including high gloss, textured and stone-look. "Laminate is a wood-based material," explains Valente, "so it has a similar warmth to timber, certainly when compared to harder surfaces like granite or other natural stone materials."

DO Remember Laminex can also be used for doors and wall panels so you can create a cohesive look.

HOME TRUTHS Laminate can be scratched and scuffed, so take care always to use cutting boards and avoid scourers.

SOLID SURFACE

Corian is made from two-thirds natural minerals and one-third acrylic binder. "It's non-porous so it can't stain, it can be joined seamlessly and is easy to maintain," says Michelle Bridger-Darling of CASF. "In terms of what's popular, we're seeing a lot of whites and greys, along with a move towards the veined designs."

DO Include an integrated charging

surface into your benchtop to wirelessly charge smart devices.

HOME TRUTHS Corian can be scratched, but on the upside, it can be refinished and repaired.

PORCELAIN

Advances in manufacturing processes mean it's now possible to use large sheets of pressed porcelain as benchtops.

"Its key advantages are that it's completely thermal-shock resistant – so you can put hot pans on it – and highly stain and scratch resistant," says Jessica Bird, sales consultant at Artedomus. "The marble-effect patterns are the most popular, as well as the textured natural tones inspired by concrete."

DO Choose this surface if you love a slim benchtop: it comes in widths of 6 or 10mm.

HOME TRUTHS It's a pretty new surface, so make sure you choose an experienced fabricator and installer. ■

JANE BAKER

is Essastone by Laminex, which has another advantage: "It's designed to work seamlessly with the Laminex cabinetry collection," says Catherine Valente, marketing manager at Laminex Australia.

DO Look for the popular marble-inspired designs, and the concrete-look styles for an industrial urban aesthetic.

HOME TRUTHS Know that matte surfaces require more maintenance than gloss.

LAMINATE

"The benchtop is the heart of the kitchen – it needs to be durable, low maintenance, and stylish," advises Valente. Budget-friendly laminate has now stepped up with stylish new options. Almost 200 different colours



EXPOSED BRICK MEETS
BLACK CABINETS
AND STAINLESS-STEEL
BENGTOPS IN THIS
MODERN INDUSTRIAL
DESIGN BY NEST
ARCHITECTS.



INDUSTRIAL age

REVOLUTIONISE THE HUB
OF YOUR HOME WITH THESE
10 ESSENTIAL INGREDIENTS
FOR AN INDUSTRIAL-STYLE KITCHEN.



1 A FEATURE STOVETOP

Whether you choose a standalone cooker or an integrated stove, this is where your kitchen update should start. It pays to sort out what big-ticket appliances you want, as they will inform the proportions you need to work to in your design. It's a big advantage, as you'll be able to plan bespoke cabinetry and envisage how everything will fit together.

This is also an opportunity to think about whether you'd prefer a gas, electric or induction cooktop (see p64 for inspiration here), whether you need a double oven or not, and really think about how you'll use your dream cooking zone.

A stainless-steel number or a more traditional cooker is the perfect fit for an industrial-look kitchen, and there are plenty of options available at The Good Guys.



A PENDANT LIGHT HUNG ABOVE AN EXPANSIVE BENCHTOP IS A COMMON UTILITARIAN LOOK.

2 A STRIKING RANGEHOOD

To match your standalone cooker, you will need a rangehood. The preferred option for a modern industrial cooking zone is a canopy rangehood. Look out for a stainless-steel finish – a brushed finish is ideal as it will bring a utilitarian feel – or a black finish to tie into the functional needs of a cooking zone. And make sure the rangehood works with the rest of the design elements. ▶



A CANOPY RANGEHOOD IS ESSENTIAL IN MODERN INDUSTRIAL DESIGNS.



3 HARD-WEARING FINISHES

It's a given that stainless steel is the most obvious option for an industrial-style kitchen, as it looks terrific and can withstand more than its fair share of hard knocks, which is good news for stainless-steel appliances – French-door fridge, anyone? But also consider concrete, a hardy material great for benchtops or an island bench. And if the weight of real concrete proves problematic, there are plenty of engineered stone concrete-look options available on the market.

4 PENDANT LIGHTS

A trio of overhead lighting in your kitchen is a style go-to for industrial cooking zones. Hung above an expansive island bench is the most common utilitarian kitchen look. You could go with classic stainless-steel models – glossy, matte or gunmetal, vintage metal pendant lights with an aged patina or even a naked bulb with the element on show. Be aware of how much light your option casts onto your workbench for a practical solution.



INDUSTRIAL DESIGN
KITCHEN ABOVE AND
BOTTOM RIGHT BY
DAN GAYFER DESIGN.



If you discover a rough-hewn brick wall hidden beneath plasterboard during your reno, sealing it is a great option.

5 SUBWAY TILES

This classic option for a splashback is a no-brainer for a functional kitchen. Its factory heritage and simple lines are a perfect fit for the industrial look. A milky-white ceramic is your best bet.

6 RAW BRICK WALLS

If you discover a rough-hewn brick wall hidden beneath plasterboard during your reno, then sealing this wall is a great option. It will introduce a bit of texture, character and interest to your cooking zone. The combination of brick wall, stainless steel and black cabinetry creates a modern industrial look.

7 OPEN SHELVING

Keeping everything on hand is a must in a practical cooking zone. You could choose to have floating shelves on either side of your feature rangehood; have a custom-built unit above your island bench (as pictured

in the Dan Gayfer designs) or even work in some smart storage spots within easy reach in your island bench.

8 AN ISLAND BENCH


Your choice of work surface is an important consideration – a generous concrete waterfall topping an island bench is guaranteed to be a winner. Add a couple of bar stools for a handy eat-in zone.

9 BUILT-IN CABINERY

Keep the look streamlined with integrated cabinetry. It's a practical option, and also allows all the other design elements to shine.

10 FINISHING TOUCHES

Pre-loved factory signs, a chalkboard-painted wall and black-steel elements – particularly steel-framed windows and doors – will add the final polish to your industrial-style kitchen. ■ VIRGINIA JEN



IMAGES: DEAN BRADLEY, SMEG



**BOSCH 90CM
CANOPY
RANGEHOOD
DWB091E51A**



**FISHER & PAYKEL
90CM LPG COOKTOP
5 BURNER INC
DUAL WOK
CG905DLPGB1**



**ELECTROLUX
90CM INDUCTION
COOKTOP
EH1935BA**

SHOP THE LOOK INDUSTRIAL

HERE IS A SELECTION
OF APPLIANCES THAT
BEST SUIT THIS STYLE.



**ELECTROLUX 528L
BOTTOM MOUNT
REFRIGERATOR
EBE5307SA-R**



**FISHER & PAYKEL
519L FRENCH DOOR
REFRIGERATOR
RF522ADUSX5**



**ILVE 90CM GAS
UPRIGHT COOKER
PW906VGSS**



**BOSCH BUILT
UNDER
STAINLESS STEEL
DISHWASHER
SMU66MS01A**



EUROMAID 90CM
CANOPY
RANGEHOOD
CP98LB



GOLDLINE AVARD
93CM GAS COOKTOP
GLDUAL4BZNG-CAST



BOSCH 60CM
PYROLYTIC OVEN
HBA63B150B



OLIVERI VILO
FLEXIBLE HOSE
MIXER
VT0392B



DELONGHI 90CM
DUAL FUEL
UPRIGHT COOKER
DEFV908BK



OLIVERI VETRO
BLACK GLASS
DOUBLE BOWL
INSET SINK
SG071



BREVILLE THE
ORACLE COFFEE
MACHINE BLACK
SESAME
BES980BKS

DELIVERY & INSTALLATION AVAILABLE*
*SEE THEGOODGUYS.COM.AU FOR DETAILS



FRANKE PLAZA SINK
PZX210-54



WESTINGHOUSE
STAINLESS STEEL
FREESTANDING
DISHWASHER
WSF6608X



COUNTRY style

EVERYTHING OLD IS NEW AGAIN IN THE COUNTRY – BRING THE RICH PATINA OF A TIME-WORN SURFACE TO YOUR KITCHEN FOR A COSY, LIVED-IN LOOK.

GROWING OLD GRACEFULLY is all about embracing the flaws that come with age. While we can try to fend it off, sometimes the best way to give new life to an old girl is to highlight those well-loved features. But you don't even need to live in an old house to achieve that personality-packed feeling – the rustic country farmhouse look can be the perfect fit for your home, no matter its age.

ORIGINAL FEATURES

If you have them, make the most of original windows and exposed beams – a fresh coat of paint can bring them back to life, while staying true to the home's history. If you're keen to get more light into the space, consider a skylight instead of replacing windows and doors, or steal light from



MAKE THE MOST OF ORIGINAL WINDOWS AND EXPOSED BEAMS, AS SHOWN HERE IN LEANNE FORD INTERIORS, TO STAY TRUE TO THE HOME'S HISTORY.

The stove, will be the centre of the home, so look for a 'showstopper': a generous, oversized cooker won't be out of place.



YOU DON'T NEED TO HAVE AN OLD HOME TO ACHIEVE THAT PERSONALITY FEEL, AS SHOWN HERE IN THIS LEANNE FORD INTERIOR.

other rooms by knocking out internal walls to create an open-plan zone. An old fireplace can be used for storing firewood, or becomes a natural home for your stove.

APPLIANCES

Speaking of the stove, this will be the centre of the home, so look for a 'showstopper': a generous, oversized cooker won't be out of place. But if you don't have the space (or patience) for a traditional wood-fired number, Smeg's Dual Fuel upright cooker has you covered. Need a smaller option? ►



Smeg also makes a range of compact ovens in the same vintage look. Hide modern appliances behind cabinetry and display beautiful, hard-working standmixers and coffee machines on the bench. Choose brands such as Smeg, KitchenAid and Breville for smooth curves and colourful finishes. Avoid a kitsch look by selecting a stainless-steel fridge, dishwasher and microwave for a streamlined finish.

FIXTURES & FINISHES

If the original cupboards are in good condition, a fresh coat of paint will do the job. Crisp white is always a

winner, but you can afford to try soft blues, greens and greys. Keep it light with contrasting tones on the trims and work surfaces. If you're starting over, select drawers for under-bench storage and open and closed shelving up top to display vintage treasures. Customise handles with vintage finds and embrace reclaimed timber for exposed shelving. If you can rescue timber from the rest of the house after a renovation, even better. A big farmhouse sink looks incredible, and is perfect for everything from trimming buckets of fresh flowers



CHOOSE APPLIANCES WITH A VINTAGE LOOK TO FIT THE COUNTRY FARMHOUSE STYLE.



A BIG FARMHOUSE SINK LOOKS INCREDIBLE, AS SHOWN HERE IN DEVOL KITCHENS DESIGN.

to rinsing the turkey for Christmas lunch. A marble benchtop will age beautifully and is perfect for keen bakers, as the cool surface is ideal for working pastry and dough. If you can't afford the full marble surface, an oversized slab will make a big visual impact, as will a selection of aged-timber boards.

TAKE IT TO THE FLOOR

Choose a hardworking surface that will go the distance. Consider bricks, tiles or even polished concrete for a simple, rustic aesthetic. If you're working with

original timber flooring, a sand and oil will bring tired boards back to life – or try a lick of white floor paint for a back-to-basics vibe.

OLD FAVOURITES

Make the space your own with plenty of vintage finds and treasures. Anything from retro scales to enamelled storage pots and copper pans and jelly moulds will add plenty of personality. Experiment with found items, such as step-ladders for clever storage and display, or an antique meat safe as a bar cabinet.

A well-loved dining table will trump a new kitchen island (and it can also double as a spot to eat-in), and you can't go wrong with flowers, so take a spin around the countryside (or head to the local flower markets) to collect bunches of in-season blooms and add to your country-style kitchen.

Hanging dried herbs will also pack a punch visually, as well as a flavour hit in your dishes – and they look great hanging upside-down to dry out, giving your kitchen that authentic country air. ■

LOUISA BATHGATE

SMEG 60CM
COMPACT COMBINATION
MICROWAVE OVEN
SFA4920MCN



MIELE WHITE
FREESTANDING
DISHWASHER
G4920SCBRWS



KITCHENAID
STAND MIXER –
CONTOUR SILVER
5KSM160PSACU



SHOP THE LOOK COUNTRY STYLE

HERE IS A SELECTION
OF APPLIANCES THAT
BEST SUIT THIS STYLE.

WESTINGHOUSE
690L SIDE BY SIDE
REFRIGERATOR
WSE6900WA



SMEG 60CM
PYROLYTIC
DOUBLE OVEN
DOSPA6925B



TECHNIKA 90CM
DUAL FUEL
UPRIGHT COOKER
TEG95HUA



SMEG 110CM
VICTORIAN DUAL
FUEL COOKER
TRA4110P





SAMSUNG 458L
BOTTOM MOUNT
REFRIGERATOR
SRL458ELS



SMEG 90CM
CANOPY
RANGEHOOD
KT90PA



FRANK VELA SINK
VLX221LHD



SMEG 60CM
PYROLYTIC OVEN
SFPA6925P

DELIVERY &
INSTALLATION
AVAILABLE*

*SEE THEGOODGUYS.COM.AU
FOR DETAILS



OMEGA 60CM
FIXED
RANGEHOOD
ORF60X



SMEG 60CM
DUAL FUEL
UPRIGHT COOKER
C6GMXA8



NESPRESSO
BREVILLE
CREATISTA PLUS –
STAINLESS STEEL
BNE800BSS



BREVILLE
MILKSHAKE
MAKER
MS400D



WESTINGHOUSE
60CM SLIDE-OUT
RANGEHOOD
WRR614SA



THIS FAMILY KITCHEN
IN SYDNEY, DESIGNED
BY DAVIS ARCHITECTS,
FEATURES A HANDY
STUDY NOOK.



FAMILY values

CREATING A BEAUTIFUL AND PRACTICAL FAMILY KITCHEN COMES DOWN TO A FEW IMPORTANT DECISIONS. HERE'S HOW YOU CAN GET IT RIGHT.

FAMILY LIFE REVOLVES around the kitchen – from breakfasts on the run and those constant visits to the fridge for snacks, to homework, games and family gatherings. There's plenty to consider when approaching the design for the hub of your family's home.

CHOOSE THE RIGHT APPLIANCES

Before you lock down your layout, choose your large appliances. First off, the cooking zone.

- Will you need an oversized oven to fit multiple baking trays, or would you prefer two separate ovens?
 - Is it your dream to have a freestanding cooker, or do you prefer a wall oven and a separate stovetop?
- Educate yourself on all the combinations possible – conventional, steam and microwave ovens are now available separately or in combination – and decide which ones will suit the way your family cooks and entertains.



ACCESS TO THE KITCHEN FROM BOTH SIDES ALLOWS FOR AN EASIER TRAFFIC FLOW.

- If you have very young kids, an induction cooktop can be a good choice, as the surface is only hot when the pan is on it.
- A family-sized fridge is a must-have. French-door styles are popular for entertainers, as they can fit entire platters in their wide cabinets. Flexibility is the name of the game, with some models having a drawer between the fridge and freezer that can be used at either temperature. Fisher & Paykel's Cool Drawer, a standalone unit that sits under your benchtop like a normal drawer, can work as either a fridge or freezer, depending on what you need that week.
- Don't forget a dishwasher, that great saviour of family fights about the washing up. Look for something with a quiet operation, especially if you have an open-plan kitchen and living area.

triangle', where the fridge, sink and cooktop should be located close together, has given way to the idea of different zones for preparation, cooking, clean-up and storage, since kitchens are now larger and often feature more than one cook. Some things haven't changed though: your dishwasher should always be placed near your rubbish bin and sink.

PICK PRACTICAL MATERIALS

A family kitchen cops the lot: spilled orange juice in the morning, peanut butter smears at lunchtime and a hot lasagne dish at dinner. For this reason, and because you're not always around to clean up straightaway, it's important to pick flooring, cabinetry and benchtops that are hard-wearing, as well as easy to clean. We've compared all the benchtop options on page 22 to help with your decision. Soft-close drawers and cupboards are best – they're easy to close but harder to jam little fingers in.

BE SMART ABOUT YOUR LAYOUT

Next, make sure your kitchen is designed to be easy for everyone to access, and use. Island benches are popular for a reason: as well as providing a gathering point, they allow for access to the kitchen on both sides. Two entry and exit points means an easier traffic flow. If you can, position your fridge near an access point so that hungry family members can grab a drink or a snack without having to go into or through the middle of the kitchen, getting in the way of the cook.

The old idea of the 'kitchen

CONSIDER A STUDY NOOK

If you have the space, incorporate a computer into your kitchen, or nearby. The kids can do homework under supervision, and parents can pay bills, do family admin or look for dinner inspiration. Make sure this area is protected from splashes and spills – behind a cupboard door works well, as it also means any mess can be hidden away when guests come over. ■

LOUISA BATHGATE



PRACTICAL MATERIALS SHOULD BE MANDATORY IN FAMILY DESIGNS TO ALLOW FOR SPILLS AND BREAKS.

IMAGES: ANN-LOUISE BUCK, ISTOCK, LIVING4MEDIA

FRANKE ONDALINE
DOUBLE BOWL LEFT
HAND DRAINER SINK
OLX621LHDFPC



FISHER & PAYKEL
STAINLESS STEEL
DOUBLE
DISHDRAWER
DD60DDFX7



SHOP THE LOOK FAMILY

HERE IS A SELECTION
OF APPLIANCES THAT
BEST SUIT THIS STYLE.

FISHER & PAYKEL
60CM DOUBLE OVEN
OB60B77DEX3



SAMSUNG 680L
FRENCH DOOR
REFRIGERATOR
SRF680CDLS



BOSCH 60CM
COMBINATION
STEAM OVEN
CSG656RS1A



TECHNIKA 90CM
GAS COOKTOP
TGC9GLWFSS





SCHWEIGEN 90CM
SILENT CANOPY
RANGEHOOD
DS3170S1



ILVE 90CM
INDUCTION
COOKTOP
ILD906G5



VIALI 90CM
UNDERMOUNT
RANGEHOOD
VPP90S



FISHER &
PAYKEL 60CM
WARMER
DRAWER
WB60SDEB1



LG 668L SIDE
BY SIDE
REFRIGERATOR
GS-L668PNL

**DELIVERY &
INSTALLATION
AVAILABLE***
*SEE THEGOODGUYS.COM.AU
FOR DETAILS



SMEG WHITE
FREESTANDING
DISHWASHER
DWA6315W



DELONGHI 90CM
PYROLYTIC OVEN
DEP909P



AN ISLAND BENCH, PICTURED HERE IN CM STUDIO MANLY'S DESIGN, WITH PLENTY OF STORAGE WILL HELP YOU ACHIEVE THAT MINIMALIST LOOK.



MINIMUM OF fuss

A MINIMALIST STYLE SHOULD START WITH KEY CONSIDERATIONS TO HELP ACHIEVE THAT SIMPLE AND EFFORTLESS LOOK.

IN THIS AGE of Marie Kondo, where finding joy in the things that truly matter has become all the rage, it's no surprise that the minimalist kitchen is on the style agenda. The hub of the home is a prime candidate ripe for decluttering – a space that benefits from efficiency, practicality and smart design. It isn't just a matter of getting rid of that popcorn maker from 1997 (although that helps): the minimalist style approach addresses all facets of your kitchen's layout and design. Here are the four elements you need to get right to achieve this keep-it-simple look.

1 APPLIANCES

Choosing to have a minimalist kitchen is all about getting the most out of the elements in your cooking zone, as well as using your space wisely. Start by having a close look at how you use your kitchen. A cooktop, oven, rangehood and fridge are given, but do you really need a microwave? Dishwasher? Double ovens? While you're looking at appliances, look into space and proportions – for instance, if you're a keen entertainer, you'll be after a dishwasher with a decent place-setting capacity, and perhaps



THE KEY TO A MINIMALIST KITCHEN DESIGN IS SMART APPLIANCES THAT ARE MULTIPURPOSE.





A GALLEY-STYLE COOKING ZONE, PICTURED RIGHT IN THE NEST ARCHITECTS DESIGN, IS AN EFFICIENT LAYOUT FOR A MINIMAL DESIGN.

IMAGES: CAROLINE ACCREDIE, LAUREN BAMFORD, SMEG



multiple ovens. Don't go past the seamless finish of integrated appliances. Plan your cabinetry to include slots for big-ticket items like oven, dishwasher and fridge, so they're cleverly concealed behind closed doors. This streamlined look is both practical and sophisticated. At this point, it also pays to be smart and compare energy and water ratings to guarantee you'll have the most efficient appliances, which can save you money.

2 LAYOUT

Space will govern how you approach your kitchen plan. A galley-style cooking zone – such as the kitchen pictured above or a single-wall kitchen are the most efficient layouts, with all the appliances contained in one or two workstations. Committing to either of these designs also creates a neat, streamlined look, while also designating an ideal thoroughfare ideal through this busy hub of the home. Another consideration to take into account is the 'working triangle'. The traditional version of this long-held kitchen layout is having the cooktop, sink and stove close, positioned at the points of a triangle.

3 STORAGE

Another important feature of kitchen design consideration is your storage options – they will go a long way to helping you achieve a minimalist kitchen. It's a game of hide and seek

with clean lines and concealed space the way to go. Having a bank of storage within your workstations and/or island bench is the best way to achieve this, as seamlessly showcased in this smart cooking zone designed by CM Studio (pictured top left). To save the look from being too stark and clinical, reserve some space for a display wall shelf or a couple of open-storage nooks cut out within the island bench. Use these spots for your collection (curated, of course) of cookbooks or a considered style vignette to allow for a hint of character and personality.

4 SURFACE OPTIONS

The key to the minimalist look is what you immediately see when you take in the space. You want to avoid any visual clutter, so go for expanses of block colour on the wall – white being the most popular shade – or a single tone on the cabinet fronts.

Use these surface areas as an opportunity to add interest with texture – for instance, brass or leather handles, a subway tile or mirror splashback, timber veneer or gloss-finished cabinetry or a concrete benchtop are all winners. And don't forget your finishing details, too, such as simple taps, streamlined pendant lights and slimline stools. The trick to is to limit the colour palette of these surfaces to get the minimal balance right. ■

VIRGINIA JEN



TECHNIKA 75CM
UNDERMOUNT
RANGEHOOD
LOFCP750SS



WHIRLPOOL 60CM
PYROLYTIC OVEN
AKZM6600HIX



FISHER & PAYKEL
60CM BUILT IN
COFFEE MACHINE
EB60DSXB1



SHOP THE LOOK MINIMALIST

HERE IS A SELECTION
OF APPLIANCES THAT
BEST SUIT THIS STYLE.

FISHER & PAYKEL
525L INTEGRATED
REFRIGERATOR
RS90AU1



WESTINGHOUSE
690L SIDE BY SIDE
REFRIGERATOR
WSE6900SA



BOSCH 60CM
DOUBLE OVEN
HBM43B250A



ELECTROLUX
90CM INDUCTION
COOKTOP
EH1965BA



EUROMAID
BLACK GLASS
DISHWASHER
BG14BM



DELONGHI 60CM
INDUCTION
COOKTOP
DEIND604



FISHER &
PAYKEL 90CM
UNDERMOUNT
RANGEHOOD
HP90IDCHX2

ELECTROLUX
FULLY INTEGRATED
DISHWASHER
ESL7510RO



OLIVERI
PROFESSIONAL
SERIES MEGA
UNDERMOUNT BOWL
PR1190U

OLIVERI KRIO
RIGHT ANGLE
MIXER TAP
KT0007C



BOSCH 287L BOTTOM
MOUNT INTEGRATED
REFRIGERATOR
KIN34P60AU



MIELE SEMI
INTEGRATED
DISHWASHER
G6905SC1XXL



WESTINGHOUSE
28L BUILT-IN
MICROWAVE
WMB2802SA



**DELIVERY &
INSTALLATION
AVAILABLE***

*SEE THEGOODGUYS.COM.AU
FOR DETAILS



COLOUR ME happy

FROM THE TINIEST OF HINTS, TO A SPLASH OR AN ALL-OUT HUE FRENZY, THERE'S A WAY TO SATISFY YOUR CRAVING FOR COLOUR.



INTRODUCING COLOUR CAN BE DONE WITH STATEMENT-PIECE APPLIANCES AGAINST A NEUTRAL BACKDROP.

ALL-WHITE IS THE only way to go when it comes to kitchens, right? Well, only if you want to play it safe – and safe often means boring. You can add a little spice to your (kitchen) life, all the way from a hint of colour to a daring display. Here's how...

JUST A TOUCH

Tone it right down to achieve just the lightest sprinkling of colour. This one is perfect for renters and first-timers looking to dip their toe into the colour rainbow – accessories and small appliances can do the heavy lifting for you in minimalist kitchens. A candy-apple red KitchenAid will be the perfect complement to an array of rich-toned ceramics. Throw in a playful tea towel and you've got yourself a (mini) colour riot. Choose pieces that you love, rather than what's in fashion, to ensure they last the test of time. A framed artwork can be the perfect starting point if you're not certain of the palette – pick out a couple of tones from the canvas to get your imagination working.

STATEMENT PIECE

It's tough to forget about white completely – maybe you're just not ready to commit yet. We hear you! Here's where a bold statement appliance comes into its own. ▶

PLAY COLOURS AND TEXTURES WITH EACH OTHER, AS DONE HERE BY DORRINGTON ATCHESON ARCHITECTS, AND ENSURE CONTINUITY WITH THE REST OF YOUR HOME.



IMAGES: EMMA-JANE HETHERINGTON, SMEG



A SPECKLED TERRAZZO BENCHTOP IS AN UP-TO-THE-MINUTE COLOUR CHOICE, AS SHOWN IN THIS DRIES OTTEN DESIGN.



Now is the time to indulge that colour fantasy: whether you're lusting over a retro fridge in baby blue or getting all hot and bothered over the DeLonghi Dual Fuel cooker in fire-engine red, one big, bold piece can add that extra spark you've been searching for. Warning: the bright side can be addictive.

TURN IT UP

If you're ready to take it to the next level, now is the time to consider the cabinetry and splashback as the new stars. Choose one shade that

you're certain you can live with – it might be an all-time favourite or an inspiration from nature – and go all in. Big, bold turquoise meets warm timber and sleek grey for a distinctively contemporary look, or tone it right down with a wash of soft blue on cupboard doors against an all-white backdrop. Pair just one colour with a minimal texture palette to ensure a visually calming space.

COLOUR POP

We've reached peak colour addict. Play around with combinations to

ONCE YOU COMMIT TO COLOUR, IT CAN GET ADDICTIVE. IN MAXIMUM EFFECT, A SHOCK OF ORANGE HERE MEETS A BLUE-PAINTED PANEL THERE.



STATEMENT SHELVING IN TURQUOISE BLUE CAN BE PAIRED WITH TIMBER TEXTURES FOR A MODERN FEEL, AS DONE HERE BY MEREDITH LEE DESIGN.



PAIR ONE COLOUR WITH A MINIMAL TEXTURE, DONE HERE BY DE VOL KITCHENS, FOR A VISUALLY CALMING SPACE.

IMAGES ELIZABETH SCHIAVELLO

find the right balance for you – ensure continuity with the rest of your home by carrying a similar palette throughout the living and sleeping areas – a shock of orange here meets a blue-painted panel there for maximum effect.

If you're really embracing colour, choose three bold tones for cabinetry and accents, and pair them with a thoughtful selection of materials. A speckled terrazzo benchtop is an up-to-the-minute choice, while stainless

steel keeps the look restrained. And, while the colourful accents will definitely be the stars of the show, ensure the eye has a restful spot to land – the organic texture of a timber-panelled ceiling or the freshness of white-veneered storage units will keep the space balanced.

When it comes to the rest, the only limit is your imagination: throw the old colour rulebook out the window (hello, pink and red!) and embrace your own palette. ■

LOUISA BATHGATE



DELONGHI 90CM
DUAL FUEL UPRIGHT
COOKER – RED
DEFV90BR



SUNBEAM MARC
NEWSON TWO-SLOT
TOASTER – VIVID BLUE
TA8820B

SHOP THE LOOK

COLOURFUL KITCHEN



DELONGHI ICONA
VINTAGE AZURE
KETTLE
KBO2001VAZ



BREVILLE
THE BOSS
TO GO PLUS –
CRANBERRY
BPB620CRN

HERE IS A SELECTION
OF APPLIANCES THAT
BEST SUIT THIS STYLE.



BREVILLE TOAST
SELECT LUXE –
ROYAL CHAMPAGNE
BTA735RCH



OLIVERI SPECTRA
SINGLE BOWL
CS01CU



SMEG 60CM
PYROLYTIC OVEN
SFPA6925P



FISHER & PAYKEL
123L COOL DRAWER
RB90S64MKIWI

DELIVERY & INSTALLATION AVAILABLE*
*SEE THEGOODGUYS.COM.AU FOR DETAILS



KITCHENAID
ARTISAN STAND
MIXER – EMPIRE RED
5KSM160PSAER



NESPRESSO
DELONGHI
ESSENZA MINI
CAPSULE MACHINE
– LIME GREEN
EN85LAE



BREVILLE SOFT TOP
LUXE KETTLE –
ROYAL CHAMPAGNE
BKE735RCH



KITCHENAID
MULTICOOKER
– CANDY APPLE
5KMC4244ACA



OPEN-DISPLAY SHELVING INSTANTLY BRINGS THAT NORDIC APPEAL TO THE FORE, AS SHOWN IN THIS KITCHEN DESIGN BY NEST ARCHITECTS.

SCANDINAVIAN secrets

IT MAY BE THE LOOK OF THE MOMENT BUT THIS CONTEMPORARY APPROACH HAS STAYING POWER, AND IT'S EASY TO GET THIS STYLE IN YOUR KITCHEN.

SCANDINAVIAN STYLE HAS never been more popular. The inviting look has made its stamp in interior design, encompassing a streamlined modern feel that is simple in appeal and balanced in approach. With its clean lines, this look does have minimalist leanings, but the trick to a Scandinavian interior lies in consistency – the same finishes and materials used in the living area will be echoed in the entry and the kitchen.


Let's start with the foundations: at the heart of a Scandinavian kitchen is a feature cooker and rangehood combination. This shouldn't come as a surprise, considering the winter temperatures of Sweden, Norway and Denmark, where a warm stew bubbling away is the norm.



A freestanding stainless-steel cooker and rangehood combination is the most popular style choice, as well as being a functional, hard-wearing option. Another reason for its standard status in a Scandinavian cooking zone is that stainless steel is the perfect match for the style staple: white. It's something you will easily find in store at The Good Guys, where there's a whole range of stainless-steel options. ▶

A FREESTANDING STAINLESS-STEEL COOKER AND RANGEHOOD COMBINATION IS THE MOST POPULAR STYLE CHOICE, AS SEEN IN THIS DESIGN BY NEST ARCHITECTS.

IMAGES: LAUREN BAMFORD



Plenty of white, in fact. Whether you choose to go with the classic-white subway tile splashback, white-fronted cabinets or a white-painted floor, adding a generous swathe of this pure neutral tone is bound to give your kitchen a sophisticated feel. Going all white would steer your style into the minimalist lookbook, so swinging the pendulum back to the Scandinavian approach means you'll need to turn to a couple more palette options.

Nothing offsets white as well as black. Touches of black will bring

a refined edge to your kitchen, and it's all in the detail. Try going for a black grout to exaggerate the lines of your subway tile splashback, or countering white walls and a white-painted or pale timber floor with banks of black-trimmed cabinetry.

The X factor of a Scandinavian interior is its ability to blend minimalist style with an inviting atmosphere. And this is where timber textures prove their styling power. Shades of pale timber are key here, and consider light-toned wooden finishes on cabinet fronts,



THIS COOKING ZONE BY JASMINE McCLELLAND DESIGN SHOWCASES THE POWER OF WHITE.



At the heart of a Scandinavian kitchen is a feature cooker and rangehood combination.

as a benchtop surface, on the floor or in a bespoke plywood open-display shelving, which instantly brings that Nordic appeal to the fore. Look to featuring the grain on bigger surfaces as well – a uniform timber grain creates a sleek look while imperfections and knots bring their own charm to a space.

If you're considering an open-plan living, dining and kitchen area, or have a small space, the Scandinavian look is perfectly suited to these scenarios. Part of the appeal of this look is how easily it can be

carried through to the rest of your home, and this busy hub of activity benefits from the polished balance of Nordic style. Use the same style rules to inform your living area and dining area decor – timber textures, elements of white and black, and clean lines and simple shapes. For instance, when it comes to your dining setting, look to a pale timber or white option with Windsor and spindle-backed chairs. And don't forget your lighting options. LEDs and downlights are practical task lighting options, but seize the

opportunity to also feature shapely and sculptural pendant or wall lights. A traditional fixed lamp on an extendable arm is ideal for both a workbench and a dining nook, while a pair or trio of pendant lights – featuring stainless steel, black or wicker shades – above an island bench is a brilliant finishing touch to your new interior. ■

VIRGINIA JEN

SEE OVER THE PAGE FOR A SELECTION OF STAINLESS-STEEL APPLIANCES TO SUIT A SCANDINAVIAN STYLE.



TECHNIKA 90CM
INDUCTION
COOKTOP
TGC9IND-2



FISHER & PAYKEL
60CM ELECTRIC OVEN
OB60SC7CEW1



FRANKE
SIRIUS SINK
SID621PW

SHOP THE LOOK SCANDINAVIAN

HERE'S A SELECTION
OF APPLIANCES THAT
BEST SUIT THIS STYLE.



LG 687L
SIDE BY SIDE
REFRIGERATOR
GS-B680WL



SAMSUNG 583L
FRENCH DOOR
REFRIGERATOR
SRF583DLS



BOSCH 60CM
ELECTRIC
UPRIGHT COOKER
HCA854450A



SCHWEIGEN
90CM
SILENT CANOPY
RANGEHOOD
WM2190S1



BOSCH 90CM
ELECTRIC OVEN
HVA541NS0




FISHER & PAYKEL
60CM DOUBLE
DISHDRAWER
DD60DCW9



ASKO 75CM
GAS COOKTOP
HG1776AD



OLIVERI
GOOSENECK
MIXER TOP
HB2030



ELECTROLUX
90CM GAS
COOKTOP
EHG953BA



ASKO WHITE
BUILT IN
DISHWASHER
D5456WH



HISENSE 436L
TOP MOUNT
REFRIGERATOR
HR6TFF437

DELIVERY & INSTALLATION AVAILABLE*
*SEE THEGOODGUYS.COM.AU FOR DETAILS



WESTINGHOUSE
90CM DUAL FUEL
UPRIGHT COOKER
WFE914SA



EUROMAID WHITE
INTEGRATED
DISHWASHER
FI14BM



GREAT outdoors

NO ONE DOES OUTDOOR ENTERTAINING QUITE LIKE AUSTRALIANS. AND WHY NOT? EVERYONE KNOWS FOOD TASTES BETTER IN THE OUTDOORS.

THE TRICK TO creating your own 'outdoor room' is to start with the big stuff, like barbecues, and work your way back from there. Your plan should split the different zones – cooking, eating and relaxing – ensuring they're covered off with the right accessories.

So, to get you started, here are some of our favourite alfresco entertaining pieces that will transform your backyard into an outdoor kitchen oasis to rival your indoor comforts.

BARBECUES

Forget the awkwardly shaped, smoky set-up of old, the barbecue has come of age. Not only do the new models handle snags and prawns with ease, you can also add in a wok, rotisserie or even a pizza oven to expand your outdoor repertoire. Prices can range from \$60 to \$6000, so you need to start thinking about what exactly you want from your barbecue. If you're tight on space, a fuss-free portable option might be the choice for you. But if you're a family that loves to entertain



FOR AN OUTDOOR SPACE WITH ENTERTAINING CREDENTIALS, START WITH THE APPLIANCES.



A BARBECUE IS AT THE HEART OF AN OUTDOOR KITCHEN: CHOOSE YOURS TO SUIT YOUR SPACE AND LIFESTYLE.

with ease, then a bells and whistles approach is the way forward – in fact, it’s easy to set up an entire outdoor kitchen if you factor in the right accessories.

TIP If you live near the ocean, cast-iron hotplates can be prone to rusting. Opt for barbecues with a stainless-steel or enamel hotplate instead.

SMALLER SPACES

Compact, well designed and cute – these options work for balconies and courtyard spaces, and you can easily pack them up to take along to your next park picnic.

BIG SPACES

At the other end of the scale, sturdy and brimming with fancy functions, bigger barbecues can offer as much as your oven – with a better view. If you’ve got the space, capitalise on your outdoor room with a multi-functional set-up: you’ll love the sense of space. Either opt for a larger standalone piece or for a more integrated approach that is set into a benchtop.

If your family love the outdoors, then a complete outdoor kitchen might be exactly what you need. Having all the usual kitchen luxuries

within arm’s reach can really enhance your entertaining potential. Built-in barbecues look seamless and can be extended into a bench as a food-prep zone, with the added benefit of cupboards underneath to stash all your plates and cutlery. For next level outdoor kitchens, also add a bar fridge under the bench so you can store your food – and drink! – close to hand.

SEATING AREA

After you’ve measured out the space for your barbecue, fit in a complementary seating zone. Bleacher-style bench seats are a top tip for small yards. They offer a range of seating options for guests and family, and you can soften the look with outdoor cushions. For balconies, go for smaller café-style tables and folding chairs, so you can sit and relax then stash them away when not in use.

If you’ve got enough space, then complement your outdoor zone with a dining table and an outdoor sofa. The table setting will keep your mealtimes focused and create space for outdoor feasts, while the sofa becomes an afternoon chill-out zone perfect for BYO gin and tonics. ■

CLARE PATIENCE

KEEP IT CLEAN

Given it will be exposed to the elements, you want to make sure your barbecue is in top condition.

- Always ensure the cover is on when not in use.
- It’s always best to clean the barbecue while it’s warm after cooking. Let it cool a little, then gently scrape down the grill with a non-scratch scrubber.
- Don’t use oven cleaner – always use hot soapy water or specialised barbecue spray.
- Before you enjoy your food, place a stainless-steel bowl of water in the barbecue, turn the burner down low, close the hood and let it steam up for about half an hour. The steam created makes it easy to wipe under the hood, hotplates and side panels with a paper towel. Just don’t forget it’s in there!



MAINTAIN YOUR BARBECUE TO KEEP IT FUNCTIONING WELL.

FRANKE
PLAZA SINK
PZX220-39FPC



WEBER Q COVER
7111



SHOP THE LOOK OUTDOORS

WEBER TWO-
PIECE TOOL SET
6645



VINTEC 100
BOTTLE
BEVERAGE CENTRE
V40BVC3

HERE'S A SELECTION
OF APPLIANCES THAT
BEST SUIT THIS STYLE.



LAKELAND
STAINLESS
STEEL 7L MEGA
MIXING BOWL
17913



BEEFEATER
ARTISAN SIGNATURE
3000SS BBQ MODULE
BS79920



FIREBOX BBQ
PIZZA OVEN
FB12



WEBER Q WARE
CASSEROLE/
FRYING PAN
PACK LARGE
17710



BEEFEATER
ARTISAN FRIDGE
AND SINK MODULE
BS79950



WEBER FAMILY Q
BLACK BBQ
56010124

**DELIVERY &
INSTALLATION
AVAILABLE***
*SEE THEGOODGUYS.COM.AU
FOR DETAILS



FRANKE
ZAMBESI TAP
TA780R



THE

INSIDE SCOOP

SHOP IN CONFIDENCE WITH EXPERT APPLIANCE INFORMATION – USE THIS INSIDER’S GUIDE WHEN YOU’RE NEXT IN STORE.





COOKTOPS


GAS ON GLASS

JUST BECAUSE YOU'RE not a professional chef doesn't mean you can't cook like one. Ninety-eight per cent of chefs prefer to use a gas cooktop, according to a survey of 100 professional chefs by the Energy Solutions Center in the US. Among the reasons chefs prefer to cook on gas is the fact it gives 'consistent and even control of the heat,' it's 'faster', and it gives 'better cooking results'. But for those of us who don't have a culinary school training, controlling a gas cooktop can be tricky. Keeping the flame at a precise level while making sure it's safe isn't always easy. Gas cooktops can sometimes look clunky in an otherwise streamlined kitchen, and cleaning them can be seriously time


consuming. But Bosch's new gas hob on glass, FlameSelect, can bring precision to your pasta sauces and take the worry out of your wok-fried rice. Here's how the new innovative technology can change your kitchen life for the better...

IT'S EASY TO USE

The patented valve technology of FlameSelect gives the option of incremental heat regulation, meaning it's easy to control and you can monitor it as you're cooking. There are nine precisely defined power levels which can be set in proportional steps from nine to one, just like the power setting of an electric cooktop. The new manual ignition dials on the cooktop have



BOSCH
75CM GAS
COOKTOP
PPQ7A6B20A



printed numbers on them so it's easy to see the chosen power level while you're boiling, frying or simmering on the hob. This allows you to regulate the flame easily and incrementally – so there's no burnt food stuck on the bottom of pans.

You can tailor it to your needs. The different-sized burners mean flexible cooking with any size pan you like – whether it's a simple meal for one or a family feast. The wok burner delivers an extra powerful – although still controlled – flame, so you can create authentic dishes quickly and easily.

IT'S SAFE

All Bosch gas cooktops come with a 'flame failure device.' This feature stops the supply of gas to the burners if the flame is extinguished – so you can get rid of any worries about escaping gas, and focus on cooking.

The black makes a change from the usual stainless-steel cooktops and gives a sophisticated finish.

IT LOOKS GOOD

The new flatter construction and frameless finish of the premium tempered glass gives a clean, streamlined look to a kitchen – perfect for making a small space seem larger or giving a bigger space a sleek, modern look. Choose between a flush or slightly raised installation, depending on your preference and what works best for your kitchen space. The black glass makes a change from the usual stainless-steel gas cooktops

and gives a sophisticated finish to your kitchen benchtop.

IT'S A BREEZE TO CLEAN

Someone has to do the dirty work, don't they? The easy-to-clean tempered glass gas cooktop makes life a bit easier; it has a continuous surface with no fiddly dirt traps, so it's easy and quick to wipe down. You can also remove the cast-iron pan supports for each gas burner separately to clean in underneath. Job done! ■



DIRECT VISUAL
FEEDBACK ON
TEMPERATURE IS ONE
OF THE KEY FEATURES
OF A GAS COOKTOP.

COOKTOPS

GAS, ELECTRIC OR INDUCTION

GAS

HOW IT WORKS A gas hob burns gas to apply heat directly to your pots and pans.

WHY PEOPLE LIKE IT Gas gives instant heat control and many chefs say they prefer the temperature control they get with a gas burner.

PROS

- Instant heat and visual feedback – you can see the flame when you raise and lower the temperature.
- Gas burners come in a multitude of different designs and finishes,

including enamel, stainless steel and now glass, with either enamel or cast-iron pan supports.

- Many boast special burners which are designed specifically for wok cooking.
- Some big gas hobs with five or six burners have a rectangular shaped burner to use with a grill or hotplate for barbecuing.
- They are considerably cheaper to operate.
- They are reasonably priced: a gas hob can start at around \$300 and go up to \$3000.



GAS COOKTOPS WILL OFTEN COME WITH A LARGE HOB FOR A WOK.

Gas gives instant heat control and many chefs say they prefer the temperature control they get with a gas burner.

CONS

- They can be trickier to clean than flat electric or induction cooktops. Spills need clearing up quickly, as clogged burners can cause poor gas flow and uneven heating. Cast iron trivets can be difficult to clean so look for ones with a smooth surface to make life easier. The burners on a gas hob are often made of aluminium, so avoid cleaning them with bicarbonate of soda and vinegar as this can discolour the metal. After cleaning you need to dry everything well, especially the burners, otherwise the gas can flow unevenly. Drying will also prevent the cast-iron trivets from rusting.
- Stainless steel can become discoloured or scratched if you don't look after it properly. A fingerprint resistant coating is less likely to show smudges and makes cleaning easier. Glass surfaces can show smudges and may need a ceramic cleaner.
- There's a bigger risk of fire or accidents as there is an open flame. As of July 2017, a new Australian



SMEG 90CM GAS COOKTOP CIR597XSV

- and New Zealand standard requires all burners on a gas cooktop to be fitted with a flame failure device. This means the gas will automatically cut out or reignite if the flame goes out.
- Some gas cooktops need to have their flame heights adjusted when they are first installed, so the

- simmer and medium burners don't produce too high a flame. Ask a licensed gas plumber to adjust the settings for you.
- You need to check that mains gas is available where you live. If it isn't, you can use bottled LPG – but this is more expensive. ▶

ELECTRIC (CERAMIC)

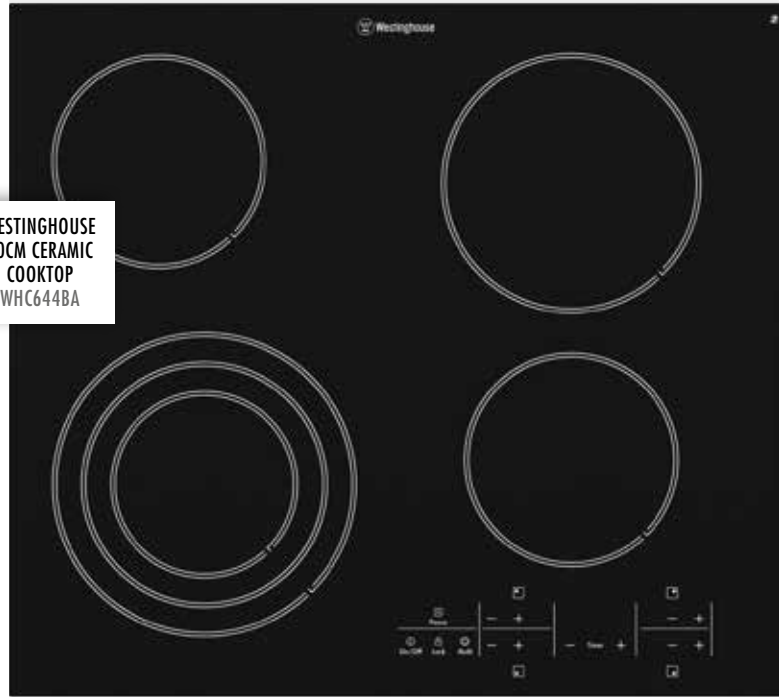
HOW IT WORKS Ceramic cooktops are available in three different types: ceramic radiant cooktops, which use coiled metal elements under tempered ceramic glass; halogen cooktops, which use halogen bulbs to create heat; and semi-halogen cooktops, which combine a halogen bulb with a coiled metal element. The heat is transferred to the surface and then to the cookware. All of these are much the same in terms of cooking performance and ease of use.

WHY PEOPLE LIKE IT They're low maintenance and reasonably priced.

PROS

- They often look sleek and streamlined.
- They are excellent for low-temperature cooking and simmering, such as cooking sauces or melting chocolate.
- They have a flat surface so are easy to clean.
- Many ceramic cooktops now have some of the features that induction cooktops boast, such as auto switch-off and auto heat-up. With auto switch-off, if a heat setting isn't in contact with a pot with around 10 seconds after being turned on, or has lost contact with a pot for about the same amount of time, it will automatically switch off. This gives peace of mind if you're worried about remembering to turn the cooktop off.
- You can use any type of pans on a ceramic hob. Just make sure the base matches the diameter of the cooking zone to provide good contact with the ceramic surface.
- Some ceramic cooktops have dual elements with two heat rings. For smaller pans you can just activate the inner ring so you save electricity, and for larger pots you activate both.
- Depending on the model you choose, ceramic hobs can be

WESTINGHOUSE
60CM CERAMIC
COOKTOP
WHC644BA



Depending on the model you choose, ceramic hobs can be reasonably priced, starting at around \$500.

reasonably priced, starting at around \$500, and go up to \$2000.

CONS

- They can take a while to heat up and to adjust to temperature changes. However, some ceramic cooktops now have a feature that initially uses high power to heat up the cooktop quickly before switching to a lower temperature. It will turn it down automatically for you if you forget to do it as well.
- Ceramic glass stays hot after the heat has been turned off, which may cause accidents or burns. Look for one with a warning light that stays on until the cooktop has returned to a safe temperature.
- Spills can bake on easily so you need to clean them quickly.
- You need to use special cleaning products to avoid damaging or scratching the ceramic surface.
- Ceramic can be scratched or

cracked if you drop a pan or something heavy on it.

- If you're changing from a gas to electric cooktop you'll need a new electric circuit and a cable installed. A gas plumber will need to work on isolating the existing gas supply and safety seal it as per your state's regulation code.

INDUCTION

HOW IT WORKS Induction cooktops don't heat up like conventional electric elements: they create a magnetic field that causes electric currents to circulate in the bottom of the pan, which in turn makes the base of the pan heat up. This is why pans used on an induction hob must be made from ferritic steel-based materials.

WHY PEOPLE LIKE IT Induction cooking is a more efficient and safer way to transfer energy.

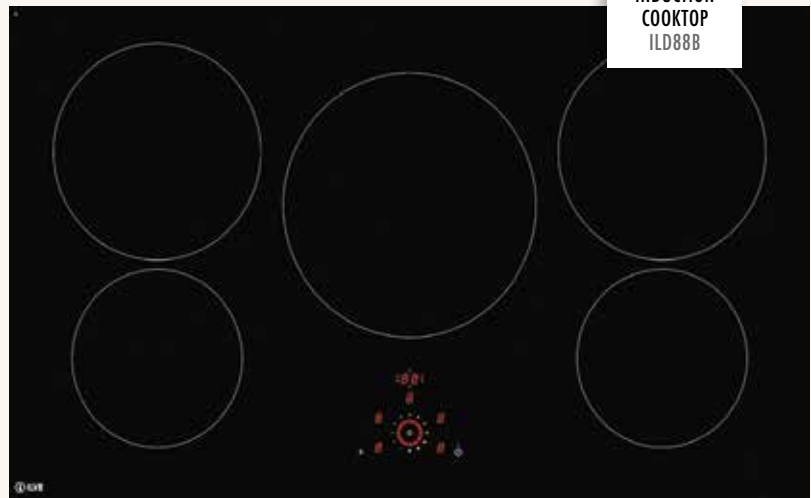
PROS

- The cooktop surface does not generate heat. This means it's a safe surface to use if children are around or in an elderly person's home; it isn't hot to touch, so reduces the risk of burning accidents, and is less of a fire hazard. As no heat is generated from the hob it also keeps temperatures in the kitchen lower.
- It is faster than any other cooking method and brings water to the boil extremely quickly.
- Because you don't need to wait for an element to heat up or cool down you see the results of a setting change on the controls instantly.
- Lots of induction hobs have automatic switches that detect when there's nothing on the element, so less energy is wasted if you accidentally leave them on.

CONS

- Only pans made from ferritic material (something that attracts a magnet) work on induction cooktops. These include ferritic steel, cast iron, magnetic stainless steel, clad cookware (magnetic stainless steel on the outside, aluminium or copper on the inside) and porcelain-coated steel. You mustn't use glass, ceramic and pyrex, aluminium, copper or non-magnetic stainless steel. Most cookware will state whether it can be used for induction cooking, but if you're not sure, test the base with a magnet to check. Don't worry if you have pans that aren't compatible though – you can buy stainless steel discs, called induction or interface discs, that you can use on an induction cooktop to heat your incompatible cookware.
- A whirring sound may mean the fans aren't working properly to disperse heat. And a clicking sound could be an indication that your cookware isn't working well.
- They can be expensive to repair.
- They can be expensive to buy and install, ranging from \$500-3000. ■

ILVE 88CM INDUCTION COOKTOP ILD888



BUYER'S CHECKLIST

THINKING OF BUYING AN INDUCTION COOKTOP? ASK YOURSELF THE FOLLOWING QUESTIONS FIRST.

DO YOU CURRENTLY HAVE A GAS COOKTOP OR AN ELECTRIC ONE?

If you're changing over from one style to another, a new electric cable and circuit may be required. This isn't included in a standard installation fee.

IS THIS THE FIRST INDUCTION COOKTOP IN YOUR HOME?

Most home plugs have 10 amp connections, but an induction cooktop will require a 20, 32 or 42 amp connection, which will need to be hard-wired by a licensed electrician.

HOW OLD IS YOUR HOUSE?

Some older homes may not have compliant wiring under current state electrical laws. If this is the case, the installer may need a new cable run to the main board or an upgrade to the circuit breakers.

IS THERE ENOUGH SPACE?

An induction cooktop must have adequate clearance from cabinets above, below and either side. Every manufacturer will have its own clearance recommendations.

WILL YOUR POWER BOARD HANDLE AN INDUCTION COOKTOP?

An induction cooktop requires a higher grade power supply to function. Electricians must upgrade the board if there is a requirement to do so under state laws. This will incur an extra cost.

HAVE YOU EVER USED AN INDUCTION COOKTOP BEFORE?

A licensed installer can give you a basic demonstration of your new cooktop after installation, as well as giving you a certificate of compliance.



FISHER & PAYKEL
525L INTEGRATED
REFRIGERATOR
RS90AU1

FRIDGE WATCH

BEHIND THE DOORS

A FRIDGE IS an essential part of the kitchen – but that doesn’t mean you should rush out and buy the first one you see. New technology and innovative design mean there are many options when buying a fridge. Here are the three questions to consider to help you find the perfect fridge for your home...

WHAT FITS?

Gone are the days of simply buying a standard sized fridge with a right-hand opening door. Now you can choose a fridge that fits with the size, shape and quirks of your kitchen. “Fisher & Paykel fridges are designed with the flexibility to open to the left or right, so your fridge door doesn’t

impede the flow of your kitchen,” says general manager of design and integration at Fisher & Paykel Mark Elmore. French door designs are a good option if you’re working with a small space or need to allow room for people to move past the fridge easily. “The doors on these are narrower than right or left-hand doors,” says Elmore. “They don’t swing out as far into the room, allowing for more space in the busy family kitchen.”

WHO’S USING IT?

If children will be opening the fridge door a lot, consider some of the new technologies on the market that allow the temperature to remain even.



\\ Gone are the days of buying a standard size. Now you can choose a fridge that fits with the size, shape and quirks of your kitchen. //

"Fisher & Paykel's ActiveSmart technology senses every time the door is opened and helps keep the temperature even, effectively controlling the weather to deliver better food care," says Elmore. Keep family mess at a minimum by choosing removable shelves that are easy to keep clean. "Fisher & Paykel refrigerator shelves have spill-safe cantilevered glass shelves, designed to contain drips and spills so that they can easily be wiped away," says Elmore. If the fridge is being used by elderly people or those with disabilities, a drawer fridge can provide good accessibility. "A modern and ergonomic fridge such as the CoolDrawer Multi-Temperature Drawer is integrated in a drawer-based design," says Elmore. "This improves both usability and accessibility as it reduces the need to bend down." If entertaining is your thing, then having a multi-temperature drawer as well as your standard fridge "offers increased space for storing desserts and drinks at an optimal temperature," adds Elmore. "Fisher & Paykel's CoolDrawer Multi-Temperature Refrigerator is

designed to change from refrigerator to freezer at the touch of a button. This makes it flexible enough to be used in many spaces in the kitchen or entertainment area."

HOW WOULD I LIKE IT TO LOOK?

A sleek integrated look usually means hiding appliances behind cabinetry. If this isn't for you, you can buy a fridge that sits flush with cupboards, giving a modern, streamlined feel to your kitchen. "Fisher & Paykel's new slide-in refrigerator has been built to easily slide into existing kitchen spaces or be integrated behind kitchen cabinetry for a seamless look," says Elmore. "The slide-in range of refrigerators only requires a minimal gap of 4mm to surrounding cabinetry, making it sleek, space-saving and discrete." If you prefer to see your appliances, choose a fridge that works well with your kitchen to achieve a cohesive look. "Fisher & Paykel has skilfully designed appliances with classic, clean lines, a unified material palette and matching design touchpoints – with black glass and real stainless-steel finishes across all products," says Elmore. ■



FISHER & PAYKEL
123L COOL
DRAWER
RB90S64MKIW1



ASKO WHITE
BUILT-IN
DISHWASHER
D5424WH



DISHWASHER WATCH

WHAT'S BEHIND THE DOOR

THREE PER CENT more Australians bought a dishwasher last year than the previous year, showing we're more keen than ever to spend our time doing something other than standing in front of the sink washing up. But quality is key when it comes to making our lives easier – 22 per cent of Australians wish they had spent more on a better dishwasher, according to a Canstar Blue report. Here's a look at some of the new developments in dishwashers, and why paying more can sometimes be worth it...

STAINLESS-STEEL INTERIORS

Up until now dishwashers have nearly all had plastic interiors. Now some dishwashers are starting to use stainless-steel tubs. These use a lower wattage heating element for drying, which saves energy and also helps protect heat-sensitive items. They are quieter, easier to maintain and more efficient during drying cycles, because the metal reflects the heat better. They also allow for higher water temperatures – some operate in excess of 70 degrees Celsius, which sterilises dishes, rather than ►



ELECTROLUX
COMFORTLIFT
DISHWASHER
ESF8735ROX



BOSCH
STAINLESS STEEL
FREESTANDING
DISHWASHER
SMS88T10TA

Many manufacturers have concentrated on making their top-of-the-range dishwashers quieter when they are running. //

the usual 50 or 60 degrees. Buying a dishwasher with a stainless-steel tub is more expensive than buying one with a plastic interior, but they offer an environmentally friendly and maintenance-free option.

QUIET WASHES

Many manufacturers have concentrated on making their top-of-the-range dishwashers quieter when they are running. Sound-dampening insulation, sound-absorbing wash tubs, vibration absorbers and low-noise pumps now often come as optional extras on models. They bump up the price but will bring peace back to your kitchen.

ENERGY SAVERS

About 80 per cent of the electricity used to wash dishes goes towards heating the water. Many new dishwashers save energy by heating

their own water. Although these can be initially more expensive to buy, they can save up to 20 per cent of the total cost of heating water for your house. Although WELS (Water Efficiency Labelling Scheme), which rates appliances based on how much water they use, and Energy Ratings aren't new, more dishwashers are now offering six-star ratings. They can be more expensive to buy, but they will save you money in the long run.

CLEVER DESIGN

There's no point having a dishwasher if it doesn't fit your plates and utensils. Miele dishwasher models now have a 3D adjustable cutlery tray for bulky utensils and a 'Knock2Open' hand-free opening system so you don't have to fiddle around with

a handle when you've got plates in both hands. Many Bosch dishwashers are modular, so their small size can fit easily in tricky or limited spaces. Lots of their models have separate compartments for wine glasses with 'GlassSecure' protective trays so you can even put crystal in the dishwasher. Asko's premium models can fit tall and large plates, with their two top models capable of stacking 33cm and 40cm diameter plates. With Electrolux ComfortLift Dishwashers, you don't need to bend over to load, with a unique mechanism that gently lifts the lower rack upwards.

ANTI-FLOOD DEVICES

Most dishwashers have some level of anti-flood protection, but now you can buy models with anti-flood hoses that have an electric cut-off near the water tap connection. This



means it stops leaks in the hose, not just the machine. You can also get anti-burst technologies in the hose near the machine.

EXTRA DRYING

There's nothing more annoying than having to dry your dishes after the dishwasher cycle finishes. Some models now come with fan-assisted drying, and some automatically open when they complete the cleaning cycle, which helps get air in to dry your dishes.

SMART DISHWASHERS

These high-quality machines use sensors to work out what sort of cleaning needs to happen, and to monitor the washing during a cycle. Because of this they can tailor a dishwasher's energy usage to meet the load's requirements for optimum efficiency and money saving. ■



SOME DISHWASHERS NOW AUTOMATICALLY OPEN WHEN THE CYCLE FINISHES TO ALLOW AIR-DRYING.



WHIRLPOOL IXELIUM HOB IN SUPREME DESIGN TOOK OUT THE IF GOLD PRODUCT DESIGN AWARD.

AWARD-WINNING

PRODUCTS

WHIRLPOOL IXELIUM COOKTOP

It's not every day a cooktop wins a prestigious design award, but that's what the Whirlpool iXelium hob in Supreme Design did in 2012. It took out the iF Gold Product Design Award – recognised for being one of the most trusted and largest design competitions in the world for its pairing of innovative technology and cutting-edge design.

Exclusive nano-technology means unlike other traditional stainless-steel hobs, Whirlpool iXelium cooktops don't yellow or corrode. Traditional steel hobs can become dull when

exposed to high cooking temperatures, but iXelium resists yellowing six times better than a traditional steel. They are 15 times more scratch resistant than a standard steel hob, staying shiny and new looking. They don't need to be cleaned by chemical detergents; they are green and easy to clean.

The five burners have a patented technology which makes them flexible to use and results in a 20 per cent greater efficiency. The burners are closer to the pots and pans, and deliver vertical flames which results in more direct heating. This reduces



BOSCH CANOPY RANGEHOOD
DWW097A50A



BOSCH 60CM CERAMIC COOKTOP
PKN675DB1A



BOSCH 60CM BUILT IN COFFEE MACHINE
CTL636ES1

BOSCH 60CM COMBINATION MICROWAVE OVEN
CMG656R5TA

BOSCH 60CM PYROLYTIC OVEN
HBG672BS1A

water boiling time by 20 per cent, giving energy savings and fast performance. Each burner lights instantly as the knob is pressed, meaning less waiting for heat.

The five burners are fully integrated into the cooktop, while the impeccable details of the grid design of the pan supports give a sleek, modern look.

BOSCH OVENS

Bosch's ovens received the highest score for customer satisfaction two years running in the Canstar Blue awards. After winning the award in 2016, in 2017 they scored a top rating of five stars across all categories, including cooking performance, reliability, functionality and value for money.

Bosch is a leading manufacturer of German-engineered home appliances, and its oven range includes 15 ovens including pyrolytic (self-cleaning), steam and compact ovens as well as combination steam and microwave ovens. These fall into two categories: series 6 and series 8. The Series 6 ovens are excellent value for money and provide multiple

cooking and cleaning options, such as self-cleaning, 3D HotAir plus, which allows the optimal distribution of heat on three levels simultaneously, and HotAirEco, which is an energy-efficient heating mode for baking on one level.

The Series 8 ovens have been awarded three internationally recognised design awards, including one of the most sought-after quality marks for good design, the Red Dot Award, an iF Design Award, and a German Design Award. They have easy-to-use touchscreen controls with full text and colour images and 10 pre-set automatic programs. They also boast EcoClean Direct, which is a special coating that automatically absorbs grime, 4D hot air, which evenly distributes hot air throughout the oven, PerfectBake and PerfectRoast meat sensors to give excellent baking and roasting results, SoftOpen, SoftClose and SoftMove doors, which ensure the doors open gently and quietly, a white glass front instead of stainless steel, and Bosch Assist, which has automatic settings for the optimal type of heat, temperature and time. ▶



BOSCH ATHLET HANDSTIC VACUUM
BCH6255NAU



**FISHER & PAYKEL
WASHING
MACHINE
WH8560F1**

BOSCH APPLIANCES

This year CHOICE has recommended 13 Bosch home appliances. This only happens when a product has met CHOICE's strict testing standards for excellent performance.

These products include the Series 4 freestanding oven, Series 8 ceramic cooktop, Series 2 and Series 6 gas cooktops, the canopy and retracting rangehoods, the Athlet Cordless Vacuum cleaner, Series 6 8kg Front Load Washing Machine, the 9kg Heat Pump Dryer, the Series 4 condenser dryer, Series 2 and Series 6 freestanding dishwashers and the Athlet Zoo'o Pro Animal Handstick Vacuum Cleaner with a special nozzle for picking up pet hair. Look out for the blue CHOICE-recommended stickers on these products.

MIELE VACUUM CLEANERS

Miele's vacuums were awarded five stars for overall customer satisfaction by Canstar Blue this year. They also got five stars for effectiveness of clean, ease of use, value for money, ease of storage and quietness. Favourites included the Miele Complete C3 Cat & Dog Vacuum, which has a 2000W electric motor that makes it easy to use on tough cleaning jobs and a long cord so it's very manoeuvrable. Also featured is the Complete C3 Family All Rounder and the Compact C1 Young Style. This is a slightly cheaper option with 3.5L dust capacity.

PHILLIPS IRONS

Two Phillips irons are CHOICE recommended. The Azur iron gives a continuous steam output of up to 50g/min, which provides the perfect amount of steam to efficiently remove creases. The steam boost can be used for vertical steaming, and there's a self-clean function of the soleplate which removes stubborn calc. It shuts off automatically after eight minutes on its heel rest or after 30 minutes when resting on its soleplate or sides.

The PerfectCare Steam Station gives a no-burn guarantee on all ironable garments. The detachable water tank has a 1.8L capacity, which gives two hours' continuous use. The T-ionic Glide soleplate has a stainless-steel base which is more durable than aluminium, and an integrated titanium oxide layer that helps resist scratching. The cleverly designed vents provide excellent steam distribution for faster crease removal.

LG AND FISHER & PAYKEL WASHING MACHINES

CHOICE has recommended three of LGs washing machines. The brand uses a combination of six motions – stepping, tumbling, scrubbing, filtration, rolling and swinging – to wash clothes, movements based on how you would handwash an item.

The 10kg Front Load Washing Machine with TrueSteam allows



**MIELE COMPLETE
C3 CAT &
DOG VACUUM
09983530**



LG WASHING MACHINE
WD1410SBW



LG 450L BOTTOM MOUNT REFRIGERATOR
GB-450UPLX

steam particles to clean clothes on a microscopic level; by combining water, steam and washing at higher temperature, detergent is dissolved faster. The TurboClean feature gives a short burst of water from a nozzle at the front of the drum during the rinse cycle. This gives quicker washing times and cuts down water usage by up to 45 per cent, depending on what's in your machine. You can also link it to your Android device to download more wash cycles and troubleshoot any problems you may have.

The 7kg Direct Drive Front Load Washer is big enough to wash a queen doona, has a 1200rpm rinse speed and a 4 star WELS energy rating to save on water bills. The budget offering is the 7kg Front Load Washer, which also has a 1200rpm rinse speed, a 4 star WELS water rating and a 3.5 star energy rating.

Fisher & Paykel's WashSmart 8.5kg front loader washing machine uses a new technology that eliminates the belt drive, making it one of the quietest washing machines on the market. It's fast too – most of the 13 cycles when set to wash

at 30°C or lower will complete a wash in under an hour.

HISENSE AND LG FRIDGES

LG has been at the top of Canstar Blue's customer satisfaction ratings before, but this year it's been joined by Hisense. Both gained five stars for overall satisfaction, fixture and fitting quality and food freshness. Hisense won five stars and LG won four stars for internal layout and value for money, whereas LG came out top with five stars for reliability over Hisense's four stars.

Hisense's 593L Top Mount Refrigerator boasts Multi Air Flow for consistent cool air distribution, customisable shelves, a non-plumbed water dispenser, LED lights to reduce heat and energy output, an ice-maker and an easy-view salad drawer.

The LG 450L Bottom Mount Refrigerator is the first 4.5 star energy rated fridge, and is quieter than a standard fridge. It has a retractable and pull-out shelf for tall items, and links to a smartphone app. It also has a non-plumbed water dispenser, Multi Air Flow, and LED lights. ■



DID YOU KNOW?
THE GOOD GUYS HAVE WON CANSTAR BLUE CUSTOMER SATISFACTION AWARDS FOR SIX YEARS IN A ROW

BOSCH

DISHWASHERS



MODEL NUMBER	SMS40E08AU	SMS88T101A	SMS46GI02A	SMS46K101A	SMS66MI02A
DESCRIPTION	FREESTANDING DISHWASHER	FREESTANDING DISHWASHER	FREESTANDING DISHWASHER	FREESTANDING DISHWASHER	FREESTANDING DISHWASHER
WATER RATING (WELS)	3.5 STAR, 13.5 L/WASH	5 STAR, 12L WASH	4 STAR, 13.4L WASH	4 STAR, 13.4L WASH	5 STAR, 12L WASH
ENERGY RATING	3 STAR	4 STAR	4 STAR	4 STAR	4 STAR
BASKET & RACKS	2 CUP SHELVES IN UPPER BASKET, CUTLERY BASKET IN BOTTOM BASKET	VARIOFLEX PRO BASKET SYSTEM	VARIOFLEX PLUS BASKET SYSTEM	RACKMATICPLUS: 3 STAGE TOP BASKET (CAN BE ADJUSTED TO THREE HEIGHT LEVELS TO MAXIMISE CONVENIENCE)	VARIODRAWER, VARIOFLEX
PLACE SETTINGS	13	15	14	14	15
PROGRAM NO.	4	8	6	6	6
PRODUCT DIMENSIONS (MM)	845 (H) X 600 (W) X 600 (D)	845 (H WITH TOP REMOVED) X 600 (W) X 600 (D)	845 (H) X 600 (W) X 600 (D)	845 (H) X 600 (W) X 600 (D)	845 (H) X 600 (W) X 600 (D)
ADDITIONAL FEATURES	AQUA STOP PLUS ANTI-FLOOD PROTECTION, CHILD LOCK	AQUA STOP PLUS ANTI-FLOOD PROTECTION, CHILD LOCK	AQUA STOP PLUS ANTI-FLOOD PROTECTION, GLASS WASH SYSTEM, AQUASENSOR TECHNOLOGY, ACTIVEWEAR AUTOMATIC LOAD ADJUSTMENT	ACTIVIEWATER, DOSAGEASSIST, AQUASTOP, VARIODRAWER	ACTIVIEWATER, AQUASTOP
MANUFACTURER'S WARRANTY	2 YEARS	2 YEARS	2 YEARS	2 YEARS	2 YEARS
COLOUR/FINISH	STAINLESS STEEL	STAINLESS STEEL	STAINLESS STEEL	STAINLESS STEEL	STAINLESS STEEL




BOSCH
DISHWASHERS

					
MODEL NUMBER	SMU66MS01A	SMI66MS01A	SMV66MX01A	SMS50E32AU	SMS66MW01A
DESCRIPTION	BUILT UNDER DISHWASHER	SEMI INTEGRATED DISHWASHER	FULLY INTEGRATED DISHWASHER	FREESTANDING DISHWASHER	FREESTANDING DISHWASHER
WATER RATING (WELS)	5 STAR, 12L WASH	5 STAR, 12L WASH	5 STAR, 12L WASH	4 STAR, 13.5L WASH	5 STAR, 12L WASH
ENERGY RATING	4 STAR	4 STAR	4 STAR	3.5 STAR	4 STAR
BASKET & RACKS	VARIODRAWER, VARIOFLEX	VARIODRAWER, VARIOFLEX, RACKMATICPLUS	VARIODRAWER, VARIOFLEX, RACKMATICPLUS	ADJUSTABLE UPPER BASKET	VARIODRAWER
PLACE SETTINGS	15	15	15	14	15
PROGRAM NO.	6	6	6	5	6
PRODUCT DIMENSIONS (MM)	815 - 875 (H) X 598 (W) X 573 (D)	815 - 875 (H) X 598 (W) X 573 (D)	815 - 875 (H) X 598 (W) X 550 (D)	845 (H) X 600 (W) X 600 (D)	845 (H) X 600 (W) X 600 (D)
ADDITIONAL FEATURES	AQUASTOP	AQUA STOP, CHILD LOCK	WHISPER QUIET, INFOLIGHT, TIME REMAINING DISPLAY, AUDIBLE PROGRAM END, TIME-DELAY START, ELECTRONIC RINSE AID INDICATOR, LAST PROGRAM USED MEMORY FUNCTION	EXPRESS WASH OPTION	TIME-DELAY START, ACTIVEWATER, DOSAGEASSIST
MANUFACTURER'S WARRANTY	2 YEARS	2 YEARS	2 YEARS	2 YEARS	2 YEARS
COLOUR/FINISH	STAINLESS STEEL	STAINLESS STEEL	STAINLESS STEEL	WHITE	WHITE

BOSCH

ELECTRIC OVENS

			
MODEL NUMBER	HBA13B253A	HBM43B250A	HBA23B151A
DESCRIPTION	60CM ELECTRIC OVEN	60CM DOUBLE OVEN	60CM ELECTRIC OVEN
FUNCTIONS	4	5	5
ACCESSORIES SUPPLIED	2 COMBINATION GRID, 2 UNIVERSAL PAN	1 ENAMEL BAKING TRAY, 1 GRILL TRAY, 3 COMBINATION GRID, 1 UNIVERSAL PAN	1 UNIVERSAL PAN, 1 WIRE RACK, 1 GRILL TRAY
DISPLAY	LED	LED	LED
CAPACITY	62 LITRE	MAIN OVEN 67 LITRE TOP OVEN 35 LITRE	67 LITRE
PRODUCT DIMENSIONS (MM)	595 (H) X 595 (W) X 515 (D)	888 (H) X 595 (W) X 550 (D)	595 (H) X 595 (W) X 548 (D)
SAFETY	CHILD LOCK FUNCTION, TRIPLE- GLAZED DOOR, COOLING FAN	CHILD-LOCK FUNCTION, TRIPLE- GLAZED DOOR, COOLING FAN	CHILD-LOCK FUNCTION, TRIPLE- GLAZED DOOR, COOLING FAN
ADDITIONAL FEATURES	ECOCLEAN SYSTEM IN REAR WALL, ONE INTERIOR LIGHT, 5 SHELVES	ECOCLEAN SELF CLEANING SYSTEM, ONE INTERIOR LIGHT, MAIN OVEN 5 SHELVES, BOTTOM OVEN 2 SHELVES	ECOCLEAN SYSTEM IN REAR WALL (SIDE & TOP AS OPTIONAL)
MANUFACTURER'S WARRANTY	2 YEARS	2 YEARS	2 YEARS
COLOUR/FINISH	STAINLESS STEEL	STAINLESS STEEL	STAINLESS STEEL

BOSCH			
ELECTRIC OVENS			
			
MODEL NUMBER	CMG633BS1B	HBG655HS1A	CSG656RS1A
DESCRIPTION	60CM COMBINATION MICROWAVE OVEN	60CM ELECTRIC OVEN	60CM COMBINATION STEAM OVEN
FUNCTIONS	8	13	TFT TOUCH GRAPHIC
ACCESSORIES SUPPLIED	1 WIRE RACK, 1 UNIVERSAL PAN	1 ENAMEL BAKING TRAY, 1 UNIVERSAL PAN, 2 COMBINATION GRID	2 WIRE RACKS, 1 UNIVERSAL PAN, 1 SMALL NON-PERFORATED STEAM TRAY, 1 SMALL AND 1 EXTRA-LARGE PERFORATED STEAM TRAY
DISPLAY	TFT TOUCH SYMBOL	TFT TOUCH SYMBOL	TFT TOUCH GRAPHI
CAPACITY	45 LITRE	71 LITRE	47 LITRE
PRODUCT DIMENSIONS (MM)	455 (H) X 595 (W) X 548 (D)	595 (H) X 595 (W) X 548 (D)	455 (H) X 595 (W) X 548 (D)
SAFETY	CHILD-LOCK FUNCTION, COOLING FAN	CHILD-LOCK FUNCTION, TRIPLE-GLAZED DOOR	CHILD-LOCK FUNCTION, TRIPLE-GLAZED DOOR
ADDITIONAL FEATURES	AUTOMATIC TEMPERATURE PROPOSAL, INFO BUTTON	ECOCLEAN AUTOMATIC SELF-CLEANING SIDE CEILING AND BACK PANEL LINERS, DIRECT AUTOMATIC PROMPT FOR CLEANING FUNCTION, SOFTCLOSE OVEN DOOR, RESIDUAL HEAT INDICATOR, AUTOMATIC TEMPERATURE PROPOSAL	BOSCH ASSIST - MENU OF AUTOMATIC COOKING DISHES, PERFECTBAKE BAKING SENSOR, PERFECTROAST MULTIPOINT MEAT PROBE, 3 COOKING LEVELS, LED LIGHTING
MANUFACTURER'S WARRANTY	2 YEARS	2 YEARS	2 YEARS
COLOUR /FINISH	STAINLESS STEEL & BLACK GLASS	STAINLESS STEEL & BLACK GLASS	STAINLESS STEEL & BLACK GLASS





BOSCH

PYROLYTIC OVENS






MODEL NUMBER	HBG6753S1A	HBG6767S1A	HRG6767S2A	HBA63B150B
DESCRIPTION	60CM PYROLYTIC OVEN	60CM PYROLYTIC OVEN	60CM PYROLYTIC OVEN WITH ADDED STEAM	60CM PYROLYTIC OVEN
FUNCTIONS	13	13	15	6
ACCESSORIES SUPPLIED	2 WIRE RACKS, 1 PYRO PROOF UNIVERSAL PAN, 1 PYRO PROOF BAKING TRAY	2 WIRE RACKS, 1 PYRO PROOF UNIVERSAL PAN, 1 PYRO PROOF BAKING TRAY	1 PYROLYTIC PROOF ENAMEL BAKING TRAY, 2 COMBINATION GRID, 1 UNIVERSAL PAN	1 INSERT GRID, 2 COMBINATION GRID, 1 UNIVERSAL PAN, 1 TRAY-HOLDER (SUITS PYROLYTIC MODELS)
DISPLAY	TFT TOUCH SYMBOL	TFT TOUCH GRAPHIC	TFT TOUCH GRAPHIC	LED DISPLAY
CAPACITY	71 LITRE	71 LITRE	71 LITRE	63 LITRE
PRODUCT DIMENSIONS (MM)	595 (H) X 594 (W) X 548 (D)	595 (H) X 594 (W) X 548 (D)	595 (H) X 594 (W) X 548 (D)	595 (H) X 595 (W) X 548 (D)
SAFETY	CHILD-LOCK FUNCTION, RESIDUAL HEAT INDICATOR, AUTOMATIC SAFETY SWITCH-OFF FUNCTION	CHILD-LOCK FUNCTION, RESIDUAL HEAT INDICATOR, AUTOMATIC SAFETY SWITCH-OFF FUNCTION, COOLING FAN	CHILD-LOCK FUNCTION, RESIDUAL HEAT INDICATOR, COOLING FAN	CHILD-LOCK FUNCTION, AUTOMATIC SAFETY SWITCH-OFF FUNCTION, COOLING FAN, QUADRUPLE GLAZED COOLTOUCH DOOR
ADDITIONAL FEATURES	QUADRUPLE GLAZED COOL-TOUCH DOOR	2 LEVEL TELESCOPIC RAILS, SOFTCLOSE DOOR, ACTUAL TEMP DISPLAY	MENU OF AUTOMATIC COOKING DISHES, PERFECTBAKE BAKING SENSOR, PERFECT ROAST MULTIPOINT MEAT PROBE, ADDITIONAL HEATING	3 PYROLYTIC CLEANING LEVELS, ONE INTERIOR LIGHT, 5 SHELVES
MANUFACTURER'S WARRANTY	2 YEARS	2 YEARS	2 YEARS	2 YEARS
COLOUR/FINISH	STAINLESS STEEL & BLACK GLASS	STAINLESS STEEL & BLACK GLASS	STAINLESS STEEL	STAINLESS STEEL

BOSCH
INDUCTION COOKTOPS


				
MODEL NUMBER	PIJ611BB1E	PVS675FB1E	PVS875FB1E	PIV995DC1E
DESCRIPTION	60CM INDUCTION COOKTOP	60CM COMBINATION INDUCTION COOKTOP	80CM COMBINATION INDUCTION COOKTOP	90CM INDUCTION COOKTOP
CONTROLS	ELECTRONIC TOUCH	DIRECT SELECT 1.0 TOUCH	DIRECT SELECT 1.0 TOUCH	TOUCH
POWER LEVELS	17	17	17	N/A
TIMER	YES	YES	YES	N/A
NUMBER OF COOKING ZONES	3	4	4	5
RESIDUAL HEAT INDICATORS	DIGITAL 2-STAGE RESIDUAL HEAT INDICATOR FOR EACH COOKING ZONE	QUICK AND AUTOMATIC FIRST POT DETECTION (QUICK START)	DIGITAL 2-STAGE RESIDUAL HEAT INDICATOR FOR EACH COOKING ZONE	SEPARATE
PRODUCT DIMENSIONS (MM)	51 (H) X 592 (W) X 522 (D)	51 (H) X 606 (W) X 527 (D)	51 (H) X 816 (W) X 527 (D)	51 (H) X 916 (W) X 527 (D)
AUTOMATIC SAFETY SWITCH OFF	TIMER WITH AUTOMATIC SWITCH-OFF FOR ALL ZONES	TIMER WITH AUTOMATIC SWITCH-OFF FOR ALL ZONES	TIMER WITH AUTOMATIC SWITCH-OFF FOR ALL ZONES	N/A
ADDITIONAL FEATURES	QUICKSTART	KEEP WARM FUNCTIONS	BRIDGEABLE COMBI ZONES	FRONT CONTROL PANEL
MANUFACTURER'S WARRANTY	2 YEARS	2 YEARS	2 YEARS	2 YEARS
COLOUR/FINISH	BLACK	BLACK GLASS WITH STAINLESS-STEEL PROFILES WITH BEVELLED FRONT	BLACK GLASS WITH STAINLESS-STEEL SIDE PROFILES WITH BEVELLED FRONT	BLACK GLASS WITH STAINLESS-STEEL SIDE FINISH

CERAMIC COOKTOPS





				
MODEL NUMBER	PKN675DB1A	PK611CA1A	PKF645D17A	
DESCRIPTION	60CM CERAMIC COOKTOP	60CM CERAMIC COOKTOP	60CM CERAMIC COOKTOP	
CONTROLS	DIRECT SELECT PREMIUM TOUCH	SIDE KNOBS	FRONT TOUCH	
POWER LEVELS	17	9	17	
TIMER	YES	-	-	
NUMBER OF COOKING ZONES	4	4	4	
RESIDUAL HEAT INDICATORS	DIGITAL 2-STAGE RESIDUAL-HEAT INDICATOR FOR EACH COOKING ZONE	INDICATOR FOR EACH COOKING ZONE	INDICATOR FOR EACH COOKING ZONE	
PRODUCT DIMENSIONS (MM)	44 (H) X 606 (W) X 547 (D)	46 (H) X 592 (W) X 522 (D)	48 (H) X 583 (W) X 513 (D)	
AUTOMATIC SAFETY SWITCH OFF	YES	-	YES	
ADDITIONAL FEATURES	KEEP WARM FUNCTIONS, CHILDPROOF LOCK	4 QUICK THERMO COOKING ZONES, FRAMELESS DESIGN, OPTIONAL ACCESSORIES: WOK SET CONSISTING OF 3 ITEMS	POWER ON INDICATOR, SPILL PROTECTION	
MANUFACTURER'S WARRANTY	2 YEARS	2 YEARS	2 YEARS	
COLOUR/FINISH	BLACK GLASS WITH STAINLESS-STEEL SIDE PROFILES WITH BEVELLED FRONT	BLACK GLASS	BLACK GLASS	

BOSCH






RANGEHOODS



MODEL NUMBER	DHL555BAU	DHL895CAU	DFL064W50A	DHL785BAU
DESCRIPTION	53CM UNDERMOUNT RANGEHOOD	86CM INTEGRATED RANGEHOOD	60CM SLIDEOUT RANGEHOOD	INTEGRATED RANGEHOOD
EXTRACTION CAPACITY	400 M3/HR	820 M3/HR	400 M3/HR	630 M3/HR
FILTERS	ALUMINIUM FILTERS	DISHWASHER-SAFE METAL GREASE FILTERS	DISHWASHER-SAFE METAL GREASE FILTERS	WASHABLE SYNTHETIC GREASE FILTER
LIGHTS	2 X 20 WATT HALOGEN LIGHTS	LED	2 X 20 WATT HALOGEN LIGHTS	2 X 20 WATT HALOGEN LIGHTS
DUCTED OR CIRCULATED	BOTH	BOTH	BOTH	N/A
CONTROLS	SLIDE	ELECTRONIC	ROCKER SWITCH CONTROLS FOR POWER AND LIGHT	ELECTRONIC
PRODUCT DIMENSIONS (MM)	255 (H) X 530 (W) X 380 (D)	418 (H) X 860 (W) X 262 (D)	203 (H) X 598 (W) X 290 (D)	418 (H) X 676 (W) X 264 (D)
ADDITIONAL FEATURES	ON/OFF INDICATOR LIGHTS	TWIN CHANNEL HIGH-PERFORMANCE FAN MOTOR	AUTOMATIC ON/OFF OPERATION WHEN TELESCOPIC CANOPY IS PULLED OUT AND PUSHED BACK	66DB NOISE LEVEL
MANUFACTURER'S WARRANTY	2 YEARS	2 YEARS	2 YEARS	2 YEARS
COLOUR/FINISH	METALLIC FINISH	STAINLESS STEEL	METALLIC FINISH	STAINLESS STEEL

BOSCH				
GAS COOKTOPS				
				
MODEL NUMBER	PBH615B9TA	PCQ715B90A	PPH6A6B20A	PCT9A5B90A
DESCRIPTION	60CM GAS COOKTOP	70CM GAS COOKTOP	60CM GAS COOKTOP	90CM GAS COOKTOP
CONTROLS	SIDE KNOBS	FRONT KNOBS	FRONT KNOBS	FRONT KNOBS
NUMBER OF BURNERS	4	5	4	6
FLAME FAILURE SAFETY DEVICE	YES	YES	YES	FLAME FAILURE DEVICE FITTED TO EACH INDIVIDUAL BURNER
TRIVETS	ENAMEL	ENAMEL	SINGLE CAST IRON PAN SUPPORTS	CAST IRON
FUEL TYPE	NATURAL GAS	NATURAL GAS	NATURAL GAS	GAS
IGNITION TYPE	ELECTRONIC	ELECTRONIC	ELECTRONIC	ELECTRONIC
WOK BURNER	YES	YES	YES	YES
PRODUCT DIMENSIONS (MM)	54 (H) X 580 (W) X 510 (D)	52 (H) X 702 (W) X 520 (D)	45 (H) X 590 (W) X 520 (D)	45 (H) X 915 (W) X 520 (D)
ADDITIONAL FEATURES	LPG CONVERSION KIT	LPG CONVERSION KIT	FLAMESELECT FOR A PRECISE ADJUSTMENT OF THE FLAME IN 9 DEFINED LEVELS	HIGH SPEED BURNER, ECONOMY BURNER, WOK BURNER, 2 STANDARD BURNERS
MANUFACTURER'S WARRANTY	2 YEARS	2 YEARS	2 YEARS	2 YEARS
COLOUR/FINISH	STAINLESS STEEL	STAINLESS STEEL	BLACK TEMPERED GLASS	STAINLESS STEEL




SMEG
ELECTRIC OVENS

					
MODEL NUMBER	SFA6304X	SFA6309X	DOSFA6390X	SFA7390X	SFA9315XR
DESCRIPTION	60CM ELECTRIC OVEN	60CM ELECTRIC OVEN	60CM ELECTRIC DOUBLE OVEN	70CM ELECTRIC OVEN	90CM ELECTRIC OVEN
FUNCTIONS	9	17	20 SMART-SENSE AUTO PLUS MENUS	14	10
ACCESSORIES SUPPLIED	2 SHELVES, 20MM EVER-CLEAN BAKING TRAY WITH GRID INSERT, 40MM EVER CLEAN BAKING TRAY	CHROMED GRILL INSERT, CHROME SHELVES, 20MM ENAMELLED BAKING TRAY, 40MM ENAMELLED BAKING TRAY, PARTIAL TELESCOPIC GUIDES, REMOVABLE ROOF LINER	2 SHELVES, 20MM EVER-CLEAN BAKING TRAY WITH GRID INSERT, CATALYTIC PANEL IN AUXILIARY OVEN	2 SHELVES, 3 20MM EVER-CLEAN BAKING TRAY GRID INSERT	2 SHELVES, 40MM EVER CLEAN BAKING TRAY WITH GRID INSERT, PARTIAL TELESCOPIC GUIDES
DISPLAY	N/A	COMPACT LCD DISPLAY	LARGE LCD EASY-READ DISPLAY	LARGE LCD EASY-READ DISPLAY	TOUCH DISPLAY
CAPACITY	79 LITRE	79 LITRE	79 LITRES (MAIN OVEN), 41 LITRES (AUX OVEN)	90 LITRE	90 LITRE
PRODUCT DIMENSIONS (MM)	592 (H) X 597 (W) X 570 (D)	592 (H) X 597 (W) X 570 (D)	884 (H) X 597 (W) X 567 (D)	597 (H) X 698 (W) X 566 (D)	480 (H) X 896 (W) X 568 (D)
SAFETY	CHILD SAFETY LOCK, CONTROLS LOCK	CHILD SAFETY LOCK, CONTROLS LOCK	COOL DOOR TECHNOLOGY, THERMAL PROTECTION SYSTEM, CHILD SAFETY LOCK, CONTROLS LOCK	COOL DOOR TECHNOLOGY, CHILD SAFETY LOCK, CONTROLS LOCK	COOL DOOR, THERMAL PROTECTION SYSTEM
ADDITIONAL FEATURES	THERMOSEAL		SABBATH MODE, THERMOSEAL TECHNOLOGY	SABBATH MODE, THERMOSEAL TECHNOLOGY	THERMOSTAT, ECO CLEANING
MANUFACTURER'S WARRANTY	2 YEARS	2 YEARS	2 YEARS	2 YEARS	2 YEARS
COLOUR/FINISH	STAINLESS STEEL	STAINLESS STEEL	STAINLESS STEEL	STAINLESS STEEL	STAINLESS STEEL


SMEG
PYROLYTIC OVENS

					
MODEL NUMBER	SFP A6390X	SFP A6395X	DOSPA6395X	SFP A6925B	
DESCRIPTION	60CM PYROLYTIC OVEN	60CM PYROLYTIC OVEN	60CM PYROLYTIC DOUBLE OVEN	60CM PYROLYTIC OVEN	
FUNCTIONS	12	17	17 FUNCTIONS (MAIN OVEN), 4 FUNCTIONS (AUXILIARY OVEN)	16	
ACCESSORIES SUPPLIED	CHROMED GRILL INSERT, CHROME SHELVES, 20MM ENAMELLED BAKING TRAY, 40MM ENAMELLED BAKING TRAY, PARTIAL TELESCOPIC GUIDES, REMOVABLE ROOF LINER	2 SHELVES, 20MM EVER-CLEAN BAKING TRAY WITH GRID INSERT, 40MM EVER CLEAN BAKING TRAY, 1 TOTAL TELESCOPIC GUIDES	2 SHELVES, 2 40MM EVER-CLEAN BAKING TRAY WITH GRID INSERT, CATALYTIC PANEL IN AUXILIARY OVEN	1 CHROME GRILL INSERT, 2 CHROME SHELVES, 1 X 20MM ENAMELLED BAKING TRAY, 1 X 40MM ENAMELLED BAKING TRAY, 1 TOTAL TELESCOPIC GUIDES	
DISPLAY	COMPACT LCD	HIGH-CLARITY TFT LARGE EASY-READ DISPLAY	HIGH-CLARITY TFT LARGE EASY-READ DISPLAY	LARGE LCD	
CAPACITY	79 LITRE	79 LITRE	79 LITRE-CAPACITY MAIN OVEN PLUS 41 LITRE AUX OVEN	79 LITRE	
PRODUCT DIMENSIONS (MM)	592 (H) X 587 (W) X 570 (D)	592 (H) X 597 (W) X 570 (D)	884 (H) X 597 (W) X 567 (D)	592 (H) X 597 (W) X 548 (D)	
SAFETY	CHILD SAFETY LOCK, CONTROLS LOCK	COOL TECHNOLOGY, CHILD SAFETY LOCK, CONTROLS LOCK	COOL TECHNOLOGY, CHILD SAFETY LOCK, CONTROLS LOCK	COOL TECHNOLOGY, CHILD SAFETY LOCK, CONTROLS LOCK	
ADDITIONAL FEATURES	SABBATH MODE, THERMOSEAL TECHNOLOGY	THERMOSEAL, ECO-COOKING, ECO PYRO	SABBATH MODE, THERMOSEAL TECHNOLOGY	THERMAL PROTECTION SYSTEM, SOFT-CLOSE DOOR	
MANUFACTURER'S WARRANTY	2 YEARS	2 YEARS	2 YEARS	2 YEARS	
COLOUR /FINISH	STAINLESS STEEL	STAINLESS STEEL	STAINLESS STEEL	WHITE ENAMEL	

SMEG
INDUCTION COOKTOPS





				
MODEL NUMBER	SAI64	SAI74	SAI95	
DESCRIPTION	60CM INDUCTION COOKTOP	70CM INDUCTION COOKTOP	90CM INDUCTION COOKTOP	
CONTROLS	ERGONOMIC SLIDE CONTROL	ERGONOMIC SLIDE CONTROL	ERGONOMIC SLIDE CONTROL	
POWER LEVELS	9 HEAT SETTINGS PLUS 2 BOOST SETTINGS PER ZONE	9 HEAT SETTINGS PER ZONE	9 HEAT SETTINGS PLUS 2 BOOST SETTINGS PER ZONE	
TIMER	3 TIMERS, SIMULTANEOUS OR SEPARATE OPERATION, INDEPENDENT EGG TIMER	3 TIMERS, SIMULTANEOUS OR SEPARATE OPERATION, INDEPENDENT EGG TIMER	3 TIMERS, SIMULTANEOUS OR SEPARATE OPERATION, INDEPENDENT EGG TIMER	
NUMBER OF COOKING ZONES	4	4	5	
RESIDUAL HEAT INDICATORS	YES	YES	YES	
PRODUCT DIMENSIONS (MM)	41 (H) X 590 (W) X 520 (D)	41 (H) X 700 (W) X 520 (D)	41 (H) X 900 (W) X 520 (D)	
AUTOMATIC SAFETY SWITCH OFF	YES	YES	YES	
ADDITIONAL FEATURES	PAN DETECTION	PAN DETECTION	PAN DETECTION	
MANUFACTURER'S WARRANTY	2 YEARS	2 YEARS	2 YEARS	
COLOUR/FINISH	BLACK	BLACK	BLACK	

CERAMIC COOKTOP

				
MODEL NUMBER	SA611XA-1			
DESCRIPTION	60CM CERAMIC COOKTOP			
CONTROLS	TOUCH			
POWER LEVELS	9 HEAT SETTINGS			
TIMER	N/A			
NUMBER OF COOKING ZONES	4			
RESIDUAL HEAT INDICATORS	FOUR RESIDUAL HEAT INDICATORS, POWER ON INDICATOR			
PRODUCT DIMENSIONS (MM)	49 (H) X 590 (W) X 520 (D)			
AUTOMATIC SAFETY SWITCH OFF	LOCK-ON SAFETY			
ADDITIONAL FEATURES	BEVELLED EDGING			
MANUFACTURER'S WARRANTY	2 YEARS			
COLOUR/FINISH	BLACK CERAMIC GLASS			

SMEG




GAS COOKTOPS

				
MODEL NUMBER	CIR597X5	CIR60XS3	PGA64	PSA906-4
DESCRIPTION	90CM GAS COOKTOP	60CM GAS COOKTOP	60CM GAS COOKTOP	90CM GAS COOKTOP
CONTROLS	FRONT	FRONT	FRONT	FRONT
NUMBER OF BURNERS	5	4	4	5
FLAME FAILURE SAFETY DEVICE	YES	YES	YES	YES
TRIVETS	CAST IRON	CAST IRON	CAST IRON	CAST IRON
FUEL TYPE	NATURAL GAS	NATURAL GAS	NATURAL GAS	NATURAL GAS
IGNITION TYPE	AUTOMATIC ELECTRONIC IGNITION	AUTOMATIC ELECTRONIC IGNITION	AUTOMATIC ELECTRONIC IGNITION	AUTOMATIC ELECTRONIC IGNITION
WOK BURNER	YES	YES	YES	YES
PRODUCT DIMENSIONS (MM)	100 (H) X 885 (W) X 500 (D)	95 (H) X 600 (W) X 500 (D)	75 (H) X 620 (W) X 505 (D)	73 (H) X 899 (W) X 511 (D)
ADDITIONAL FEATURES	LPG CONVERSION KIT INCLUDED	SIMMER CONTROL	LPG CONVERSION KIT INCLUDED	LPG ADAPTABLE
MANUFACTURER'S WARRANTY	2 YEARS	2 YEARS	2 YEARS	2 YEARS
COLOUR/FINISH	STAINLESS STEEL	STAINLESS STEEL	STAINLESS STEEL	STAINLESS STEEL

SMEG
RANGEHOODS

				
MODEL NUMBER	SHU670X	SHU970X	STH600X	SA980CXA
DESCRIPTION	60CM UNDERMOUNT RANGEHOOD	90CM UNDERMOUNT RANGEHOOD	60CM SLIDEOUT RANGEHOOD	90CM CANOPY RANGEHOOD
EXTRACTION CAPACITY	690 M3/HR	690 M3/HR	440 M3/HR	900 M3/HR
FILTERS	2 STAINLESS STEEL GREASE FILTERS	3 STAINLESS STEEL GREASE FILTERS	1 PIECE FILTER, 3-PLY ALUMINIUM REMOVABLE, WASHABLE	ALUMINIUM
LIGHTS	LED	LED	2 X 20 WATT HALOGEN	LED
DUCTED OR RECIRCULATED	DUCT TO ATMOSPHERE/ RECIRCULATE	BOTH	BOTH	DUCTED
PRODUCT DIMENSIONS	339 (H) X 600 (W) X 290 (D)	339 (H) X 900 (W) X 290 (D)	175 (H) X 598 (W) X 280 (D)	990 (H) X 900 (W) X 500 (D)
ADDITIONAL FEATURES	50-67 DBA NOISE RATING	53-70 DBA NOISE RATING	THE INTENSIVE SPEED FUNCTION ACTIVATES MAXIMUM AIR EXTRACTION FOR 10 MINUTES TO MEET THE NEEDS OF HEAVY DUTY COOKING, SUCH AS STIR-FRY	RECIRCULATED OPTION AVAILABLE
MANUFACTURER'S WARRANTY	2 YEARS	2 YEARS	2 YEARS	2 YEARS
COLOUR/FINISH	STAINLESS STEEL	STAINLESS STEEL	STAINLESS STEEL	STAINLESS STEEL

ELECTROLUX
ELECTRIC OVENS






					
MODEL NUMBER	EVE614SC	EVE626SC	EVE636SC		
DESCRIPTION	60CM ELECTRIC OVEN	60CM DUO OVEN	60CM DOUBLE OVEN		
FUNCTIONS	8	12 FUNCTIONS MAIN OVEN, 6 FUNCTIONS SECOND OVEN	12 FUNCTIONS FOR BOTH OVENS		
ACCESSORIES SUPPLIED	2 CHROMED WIRE SHELF, BAKING TRAY, ANTI-SPLATTER GRILL INSERT, GRILL/OVEN PAN, 2 TELESCOPIC RUNNERS	BAKING TRAY, SIDE RACKS, GRILL/OVEN PAN, SPLIT ANTI-SPLATTER GRILL INSERT, 3 TELESCOPIC RUNNERS, 3 CHROMED WIRE RACKS, CAST BAKING DISH	2 CHROMED WIRE SHELF, ROASTING DISH, TELESCOPIC RUNNERS, SIDE, RACKS, ANTI-SPLATTER GRILL INSERT, GRILL/OVEN PAN, 2 BAKING TRAYS		
DISPLAY	FULLY PROGRAMMABLE TOUCH CONTROL TIMER	IOI, TOUCH	IOI, TOUCH		
CAPACITY	72 LITRE	72 LITRE NET CAPACITY MAIN OVEN, 38 LITRES NET CAPACITY SECOND OVEN	72 LITRE NET CAPACITY FOR BOTH OVENS		
PRODUCT DIMENSIONS (MM)	597 (H) X 596 (W) X 573 (D)	890 (H) X 596 (W) X 573 (D)	1083 (H) X 596 (W) X 573 (D)		
SAFETY	COOL DOOR	COOL DOOR	COOL DOOR		
ADDITIONAL FEATURES	REMOVABLE DOOR AND INNER GLASS PANES	CATALYTIC CLEANING	CATALYTIC CLEANING		
MANUFACTURER'S WARRANTY	2 YEARS	2 YEARS	2 YEARS		
COLOUR/FINISH	STAINLESS STEEL, BLACK	STAINLESS STEEL, BLACK	STAINLESS STEEL, BLACK		

ELECTROLUX






PYROLYTIC OVENS

MODEL NUMBER	EVEP614SC	EVEP616SC	EVEP618SC	EVEP626SC	EVEP606SC
DESCRIPTION	60CM PYROLYTIC OVEN	60CM PYROLYTIC OVEN	60CM PYROLYTIC STEAM OVEN	60CM PYROLYTIC DUO OVEN	60CM PYROLYTIC OVEN
FUNCTIONS	10	13	15	13 FUNCTIONS MAIN OVEN, 7 FUNCTIONS SECOND OVEN	13
ACCESSORIES SUPPLIED	2 CHROMED WIRE, SHELVES, BAKING TRAY, SIDE RACKS, ANTI SPLATTER GRILL, INSERT, GRILL/OVEN PAN, 2 TELESCOPIC RUNNERS	BAKING TRAY, 2 CHROMED WIRE SHELVES, ROASTING DISH, ANTI-SPLATTER GRILL INSERT, GRILL/OVEN PAN, TEMPERATURE PROBE, 2 TELESCOPIC RUNNERS, SIDE RACKS	BAKING TRAY, 2 CHROMED WIRE SHELF, SIDE RACKS, ANTI-SPLATTER GRILL INSERT, GRILL/OVEN PAN, TEMPERATURE PROBE, 2 TELESCOPIC RUNNERS, CAST BAKING DISH	BAKING TRAY, 2 CHROMED WIRE SHELF, TELESCOPIC RUNNERS, SIDE RACKS, ANTI-SPLATTER GRILL INSERT	2 CHROMED WIRE SHELF, ROASTING RACK, GRILL/OVEN PAN, WIRE GRILL INSERT
DISPLAY	ELECTRONIC TIMER	101, TOUCH	101, TOUCH	101, TOUCH	101, TOUCH
CAPACITY	72 LITRE NET	72 LITRE NET	72 LITRE NET	72 LITRE NET MAIN OVEN, 38 LITRE NET SECOND OVEN	70 LITRE NET
PRODUCT DIMENSIONS (MM)	597 (H) X 596 (W) X 573 (D)	597 (H) X 596 (W) X 573 (D)	597 (H) X 596 (W) X 573 (D)	890 (H) X 596 (W) X 573 (D)	597 (H) X 596 (W) X 573 (D)
SAFETY	COOL DOOR	COOL DOOR	COOL DOOR	COOL DOOR	COOL DOOR
ADDITIONAL FEATURES	REMOVABLE DOOR AND INNER GLASS PANES	REMOVABLE DOOR AND INNER GLASS PANES	STEAM COMBINED WITH TRADITIONAL HOT AIR COOKING	QUADRUPLE GLAZED DOORS	FULLY PROGRAMMABLE TOUCH CONTROL TIMER
MANUFACTURER'S WARRANTY	2 YEARS	2 YEARS	2 YEARS	2 YEARS	2 YEARS
COLOUR/FINISH	STAINLESS STEEL, BLACK	STAINLESS STEEL, BLACK	STAINLESS STEEL, BLACK	STAINLESS STEEL, BLACK	STAINLESS STEEL, BLACK


ELECTROLUX
INDUCTION COOKTOPS

					
MODEL NUMBER	EHI745BA	EHI645BB	EHX8575FHK	EHI965BA	EHI935BA
DESCRIPTION	70CM INDUCTION COOKTOP	60CM INDUCTION COOKTOP	80CM INDUCTION COOKTOP	90CM INDUCTION COOKTOP	90CM INDUCTION COOKTOP
CONTROLS	14 STAGE SLIDE CONTROLS	SLIDE TOUCH PAD	14 TOUCH AND SLIDE CONTROL, TOUCH AND SLIDE CONTROLS	TOUCH AND SLIDE	14 STAGE SLIDE CONTROLS
POWER LEVELS	BOOST FUNCTION	N/A	POWER SLIDE MODE	N/A	N/A
TIMER	YES	PROGRAMMABLE 99 MIN, AUTO OFF, COUNTDOWN	PROGRAMMABLE 99 MIN, AUTO OFF, COUNTDOWN, COUNTUP	YES	YES
NUMBER OF COOKING ZONES	4	4	5 INCLUDING FLEXIBRIDGE ZONE	6	3
RESIDUAL HEAT INDICATORS	YES	HEAT WARMING LAMPS	YES	YES	YES
PRODUCT DIMENSIONS (MM)	55 (H) X 710 (W) X 520 (D)	55 (H) X 590 (W) X 520 (D)	55 (H) X 780 (W) X 520 (D)	55 (H) X 910 (W) X 520 (D)	55 (H) X 910 (W) X 410 (D)
AUTOMATIC SAFETY SWITCH OFF	YES	YES	SAFETY CUT OFF, OVERHEATING PROTECTION	YES	YES
ADDITIONAL FEATURES	STOP AND GO AUTOMATIC WARM UP, KEEP WARM FUNCTIONS, COOKING TIMER WITH ACOUSTIC SIGNAL, AUTOMATIC SWITCH OFF	HOB 2 HOOD CAPABILITY	HOB 2 HOOD CAPABILITY	AUTO WARM UP FUNCTION	TRIM FINISH BEVELLED SIDES ONLY
MANUFACTURER'S WARRANTY	2 YEARS	2 YEARS	2 YEARS	2 YEARS	2 YEARS
COLOUR/FINISH	BLACK	BLACK	BLACK	BLACK	BLACK



ELECTROLUX
GAS COOKTOPS

					
MODEL NUMBER	EHG643SA	EHG643BA	EHG953BA	EHG755SA	EHG955SA
DESCRIPTION	60CM GAS COOKTOP	60CM GAS COOKTOP	90CM GAS COOKTOP	75CM GAS COOKTOP	90CM GAS COOKTOP
CONTROLS	SIDE KNOBS	FRONT KNOB CONTROLLED RIGHT-HAND SIDE	SIDE KNOBS	FRONT KNOB	SIDE KNOBS
NUMBER OF BURNERS	4	4	5	5	5
FLAME FAILURE SAFETY DEVICE	YES	YES	YES	YES	YES
TRIVETS	CAST IRON	CAST IRON	CAST IRON	CAST IRON	CAST IRON
FUEL TYPE	NATURAL GAS	NATURAL GAS AND U-LPG	GAS	NATURAL GAS AND U-LPG	NATURAL GAS
IGNITION TYPE	ELECTRONIC UNDER-KNOB IGNITION	ELECTRONIC	ELECTRONIC UNDER-KNOB IGNITION	ELECTRONIC	ELECTRONIC
WOK BURNER	YES	YES	WITH DUAL VALVE CONTROL	YES	YES
PRODUCT DIMENSIONS (MM)	45 (H) X 600 (W) X 520 (D)	56 (H) X 610 (W) X 520 (D)	55 (H) X 861 (W) X 520 (D)	55 (H) X 745 (W) X 530 (D)	44 (H) X 894 (W) X 530 (D)
ADDITIONAL FEATURES	VERSATILE DUAL GAS VALVE	VERSATILE DUAL GAS VALVE	OPTIONAL LP	VERSATILE DUAL GAS VALVE	VERSATILE DUAL GAS VALVE
MANUFACTURER'S WARRANTY	2 YEARS	2 YEARS	2 YEARS	2 YEARS	2 YEARS
COLOUR/FINISH	STAINLESS STEEL	BLACK CERAMIC GLASS	BLACK	STAINLESS STEEL	STAINLESS STEEL

RANGEHOODS

					
MODEL NUMBER	ERR627SA	ERC930SA			
DESCRIPTION	60CM SLIDEOUT RANGEHOOD	90CM CANOPY RANGEHOOD			
EXTRACTION CAPACITY	625 M3/HR	725 M3/HR			
FILTERS	ALUMINIUM MICROMESH	3 MULTILAYER ALUMINIUM MICROMESH FILTERS			
LIGHTS	2 X LED	LED			
DUCTED OR CIRCULATED	BOTH	DUCTED			
CONTROLS	SWITCH & SLIDE	TOUCH ON GLASS			
PRODUCT DIMENSIONS (MM)	275 (H) X 600 (W) X 300 (D)	1070 (H) X 900 (W) X 470 (D)			
ADDITIONAL FEATURES	2 FAN SPEED	HOB 2 HOB CONNECTIVITY			
MANUFACTURER'S WARRANTY	2 YEARS	2 YEARS			
COLOUR/FINISH	STAINLESS STEEL TRIMMED	STAINLESS STEEL, BLACK			

ELECTROLUX
CERAMIC COOKTOPS

				
MODEL NUMBER	EHC644BA	EHC944BA		
DESCRIPTION	60CM CERAMIC COOKTOP	90CM CERAMIC COOKTOP		
CONTROLS	TOUCH & SLIDE	FRONT TOUCH		
POWER LEVELS	N/A	N/A		
TIMER	ELECTRONIC	PROGRAMMABLE 99 MIN, COUNTDOWN		
NUMBER OF COOKING ZONES	4	4		
RESIDUAL HEAT INDICATORS	NO	YES, WARMING LAMPS		
PRODUCT DIMENSIONS (MM)	55 (H) X 590 (W) X 520 (D)	55 (H) X 900 (W) X 490 (D)		
AUTOMATIC SAFETY SWITCH OFF	YES	SAFETY CUT-OFF, ELETRONIC TIMER, HOT-SURFACE INDICATOR, SOUND OFF		
ADDITIONAL FEATURES	PAUSE COOKING WITH STOP AND GO, CHILD-LOCK SAFETY	PAUSE COOKING WITH STOP AND GO, AUTOMATIC WARM-UP, KEEP-WARM FUNCTION, CHILD-LOCK SAFETY		
MANUFACTURER'S WARRANTY	2 YEARS	2 YEARS		
COLOUR/ FINISH	BLACK CERAMIC	BLACK CERAMIC		





FISHER & PAYKEL

ELECTRIC OVENS

					
MODEL NUMBER	OB60B77CEX3	OB60B77CEW3	OB60SL9DEX1	OB60SC7CEX1	
DESCRIPTION	60CM DOUBLE OVEN	60CM DOUBLE OVEN	60CM ELECTRIC OVEN	60CM ELECTRIC OVEN	
FUNCTIONS	7	7	9	7	
ACCESSORIES SUPPLIED	FLAT BRUSHED BAKING TRAY, GRILL PAN AND RACK, 2 OVEN SHELVES, TELESCOPIC SLIDING RUNNERS	BRUSHED BAKING TRAY, GRILL PAN, 2 GRILL RACKS, STEP-DOWN OVEN SHELVES, TELESCOPIC SLIDE RUNNERS	6 SHELF POSITION RACKING SYSTEM	6 SHELF POSITION RACKING SYSTEM	
DISPLAY	DIGITAL	YES	DIGITAL	ELECTRONIC CLOCK	
CAPACITY	58 LITRE/36 LITRE	45 LITRE/71 LITRE	90 LITRE	85 LITRE GROSS	
PRODUCT DIMENSIONS (MM)	888 (H) X 595 (W) X 567 (D)	888 (H) X 595 (W) X 567 (D)	598 (H) X 596 (W) X 565 (D)	598 (H) X 597 (W) X 565 (D)	
SAFETY	DOOR AND CAVITY COOLING SYSTEM		ADVANCED COOLING SYSTEM, BALANCED OVEN DOOR, NON-TIP SHELVES, CONTROL PANEL KEY LOCK	ADVANCED COOLING SYSTEM, BALANCED OVEN DOOR, NON-TIP SHELVES	
ADDITIONAL FEATURES	COOL TOUCH DOOR	HIGH-ACID RESISTANT GRAPHITE ENAMEL INTERIOR	COOL TOUCH DOOR	SELF CLEANING CATALYTIC PANELS (SIDES)	
MANUFACTURER'S WARRANTY	2 YEARS	2 YEARS	2 YEARS	2 YEARS	
COLOUR/FINISH	STAINLESS STEEL	WHITE	STAINLESS STEEL	STAINLESS STEEL, BLACK GLASS	

FISHER & PAYKEL

PYROLYTIC OVENS



					
MODEL NUMBER	OB60SL11DCPX1	OB76SDEPX3	OB60SC11DEPX1	OB90S9MEPX3	
DESCRIPTION	60CM PYROLYTIC OVEN	76CM PYROLYTIC OVEN	60CM PYROLYTIC OVEN	90CM PYROLYTIC OVEN	
FUNCTIONS	11	11	11 FUNCTIONS INCLUDING 3000 WATT GRILL ELEMENT AND SPECIAL ROAST FUNCTION	9	
ACCESSORIES SUPPLIED	STEP DOWN WIRE SHELF, FLAT WIRE SHELF, 2 TELESCOPIC SHELVES, FLAT BRUSHED BAKING TRAY, ROASTING DISH & GRILL RACK SET, SMOKELESS GRILL TRAY, MEAT PROBE	2 ANTI SPLATTER GRILL SYSTEM (3 PIECE), 2 ALUMINIUM BAKING TRAYS, COOKING PROBE, 3 TELESCOPIC SLIDING SHELVES	6 SHELF POSITION RACKING SYSTEM	STEP-DOWN SHIELD, FLAT WIRE SHELF, TELESCOPIC SLIDING RUNNERS, FLAT BRUSHED BAKING TRAY, ROASTING DISH, GRILL RACK, ROTISSERIE SET, FAT FILTER, CATALYTIC PANELS (SIDES)	
DISPLAY	DIGITAL TOUCH	DIGITAL	ELECTRONIC CLOCK	PROGRAMMABLE ELECTRONIC CLOCK	
CAPACITY	90 LITRE	104 LITRE	85 LITRE GROSS	85 LITRE	
PRODUCT DIMENSIONS (MM)	598 (H) X 596 (W) X 580 (D)	688 (H) X 757 (W) X 608 (D)	595 (H) X 597 (W) X 565 (D)	478 (H) X 895 (W) X 564 (D)	
SAFETY	ADVANCED COOLING SYSTEM, BALANCED OVEN DOOR, CATALYTIC VENTING SYSTEM, CONTROL PANEL KEY LOCK	QUARUPLE GLAZED DOOR, CATALYTIC VENTING SYSTEM, CONTROL PANEL KEY LOCK	ADVANCED COOLING SYSTEM, BALANCED OVEN DOOR, CATALYTIC VENTING SYSTEM, CONTROL PANEL KEY LOCK, NON-TIP SHELVES	CATALYTIC VENTING SYSTEM, CONTROL PANEL KEY LOCK	
ADDITIONAL FEATURES	AUTOMATIC RAPID HEAT, NON-TIP SHELVES	BALANCED OVEN DOOR	PYROLYTIC SELF-CLEANING FUNCTION WITH STANDARD AND LIGHT CYCLES	DOOR AND CAVITY COOLING SYSTEM, NO-TIP SHELVES	
MANUFACTURER'S WARRANTY	2 YEARS	2 YEARS	2 YEARS	2 YEARS	
COLOUR /FINISH	STAINLESS STEEL	STAINLESS STEEL	STAINLESS STEEL	BLACK REFLECTIVE GLASS WITH BRUSHED STAINLESS STEEL	

FISHER & PAYKEL

INDUCTION COOKTOPS



				
MODEL NUMBER	CI905DTB2	CI604CTB1	CI604DTB3	
DESCRIPTION	90CM INDUCTION COOKTOP	60CM INDUCTION COOKTOP	60CM INDUCTION COOKTOP	
CONTROLS	SOFT TOUCH & SLIDE	SOFT TOUCH ELECTRONIC	TOUCH & SLIDE	
POWER LEVELS	9	9		
TIMER	MINUTE TIMER	MINUTE TIMER	MINUTE TIMER	
NUMBER OF COOKING ZONES	5	4	4	
RESIDUAL HEAT INDICATORS	PAN DETECTION SYSTEM	PAN DETECTION SYSTEM	INDIVIDUAL HOT SURFACE INDICATORS	
PRODUCT DIMENSIONS (MM)	49 (H) X 900 (W) X 530 (D)	57 (H) X 600 (W) X 530 (D)	49 (H) X 600 (W) X 530 (D)	
AUTOMATIC SAFETY SWITCH OFF	SAFETY TIME OUT	YES	SAFETY TIME OUT	
ADDITIONAL FEATURES	SUPERIOR EFFICIENCY, CHILD-SAFETY LOCK	AUTO CUT-OFF TIMER FOR EACH ZONE, SURFACE HOT INDICATORS	DUAL COLOUR DISPLAY	
MANUFACTURER'S WARRANTY	2 YEARS	2 YEARS	2 YEARS	
COLOUR/FINISH	CERAMIC GLASS	CERAMIC GLASS	CERAMIC GLASS WITH STAINLESS-STEEL TRIM	

CERAMIC COOKTOPS

				
MODEL NUMBER	CE604DTB1	CE604CBX2		
DESCRIPTION	60CM CERAMIC COOKTOP	60CM CERAMIC COOKTOP		
CONTROLS	FRONT TOUCH	DIAL		
POWER LEVELS	9			
TIMER	NO	NO		
NUMBER OF COOKING ZONES	4	4		
RESIDUAL HEAT INDICATORS	YES	N/A		
PRODUCT DIMENSIONS (MM)	59 (H) X 600 (W) X 530 (D)	59 (H) X 600 (W) X 530 (D)		
AUTOMATIC SAFETY SWITCH OFF	YES	N/A		
ADDITIONAL FEATURES	1 DUAL ZONE	DUAL ELEMENT		
MANUFACTURER'S WARRANTY	2 YEARS	2 YEARS		
COLOUR/FINISH	BLACK GLASS	CERAMIC GLASS		

FISHER & PAYKEL

GAS COOKTOPS






				
MODEL NUMBER	CG905DNGB1	CG604CNGX2		
DESCRIPTION	90CM NATURAL GAS COOKTOP	60CM NATURAL GAS COOKTOP		
CONTROLS	FRONT KNOB	SIDE KNOB		
NUMBER OF BURNERS	5	4		
FLAME FAILURE SAFETY DEVICE	YES	YES		
TRIVETS	CAST IRON	CAST IRON		
FUEL TYPE	NATURAL GAS	NATURAL GAS		
IGNITION TYPE	ELECTRONIC	ELECTRONIC		
WOK BURNER	YES	YES		
PRODUCT DIMENSIONS (MM)	64 (H) X 900 (W) X 530 (D)	52 (H) X 578 (W) X 511 (D)		
ADDITIONAL FEATURES	FLAME FAILURE SYSTEM TURNS OFF GAS IF FLAME ACCIDENTALLY EXTINGUISHED, PRECISE HEAT CONTROL, ECO-FRIENDLY CERAMIC GAS WITHOUT ARSENIC OR HEAVY METALS, SMALL POT SUPPORT	1.5 LITRE SPILL CONTAINMENT		
MANUFACTURER'S WARRANTY	2 YEARS	2 YEARS		
COLOUR/ FINISH	BLACK GLASS	STAINLESS STEEL		

RANGEHOODS

				
MODEL NUMBER	HP60IDCHX2	HP90IDCHX2	HS60LXW4	HC90DCXB3
DESCRIPTION	60CM UNDERMOUNT RANGEHOOD	90CM UNDERMOUNT RANGEHOOD	60CM SLIDEOUT RANGEHOOD	90CM CANOPY RANGEHOOD
EXTRACTION CAPACITY	780 M3/HR	780 M3/HR	350 M3/HR	820 M3/HR
FILTERS	ALUMINIUM	ALUMINIUM	DISHWASHER-SAFE ALUMINIUM MESH FILTERS	3 DISHWASHER SAFE FILTERS
LIGHTS	LED	LED	2 X 50 WATT HALOGEN LIGHTS	3 X LED LIGHTS
DUCTED OR CIRCULATED	DUCTED OR RECIRCULATED OPTION	DUCTED OR RECIRCULATED OPTION	DUCTED TOP EXTRACTION, RECIRCULATION TOP EXTRACTION (OPTIONAL)	
CONTROLS	SOFT TOUCH BUTTON	SOFT TOUCH BUTTON	SWITCH	CAPACITIVE TOUCH
PRODUCT DIMENSIONS (MM)	352 (H) X 530 (W) X 280 (D)	352 (H) X 830 (W) X 280 (D)	180 (H) X 598 (W) X 280 - 460 (D)	595 - 1035 (H) X 898 (W) X 500 (D)
ADDITIONAL FEATURES	DUCTING & RECIRCULATING KITS AVAILABLE	DUCTING & RECIRCULATING KITS AVAILABLE	2 FAN SPEEDS	FILTER CLEANING ALERT
MANUFACTURER'S WARRANTY	2 YEARS	2 YEARS	2 YEARS	2 YEARS
COLOUR/FINISH	STAINLESS STEEL	STAINLESS STEEL	WHITE/STAINLESS STEEL	STAINLESS-STEEL WITH BLACK GLASS

FISHER & PAYKEL

DISHWASHERS

					
MODEL NUMBER	DD60DCX9	DD60DAX9	DW60FC6X1	DD60SDFTX7	DD60SCX9
DESCRIPTION	60CM DOUBLE DISHDRAWER	60CM DOUBLE DISHDRAWER	60CM DISHWASHER	TALL SINGLE DISHWASHER	60CM SINGLE DISHWASHER
WATER RATING (WELS)	4.5 STAR, 6.9L PER DRAWER	4.5 STAR, 6.9L PER DRAWER	5.5 STAR, 11.1L PER WASH	4.5 STAR	4.5 STAR, 6.9L PER WASH
ENERGY RATING	3.5 STAR	3.5 STAR	4 STAR	3.5 STAR	3.5 STAR
BASKET & RACKS	2 CUTLERY BASKETS	2 CUTLERY BASKETS	ADJUSTABLE UPPER BASKET, FOLD DOWN TINES, FULL WIDTH CUTLERY/UTENSIL TRAY	CUTLERY BASKET, ADJUSTABLE RACKING	CUTLERY BASKET
PLACE SETTINGS	14	14	15	7	7
PROGRAM NO.	6	6	7	9	15
PRODUCT DIMENSIONS (MM)	820-880 (H) X 599 (W) X 573 (D)	820-880 (H) X 599 (W) X 573 (D)	820-870 (H) X 597 (W) X 610 (D)	478 (H) X 599 (W) X 571 (D)	410 (H) X 599 (W) X 573 (D)
ADDITIONAL FEATURES	43 DBA NOISE RATING	43 DBA NOISE RATING	THERMODRY SYSTEM, THREE STAGE FILTRATION SYSTEM, VARIABLE WASH PRESSURE TECHNOLOGY	CHILD LOCK	43 DBA NOISE RATING
MANUFACTURER'S WARRANTY	2 YEARS	2 YEARS	2 YEARS	2 YEARS	2 YEARS
COLOUR/FINISH	STAINLESS STEEL	STAINLESS STEEL	STAINLESS STEEL	STAINLESS STEEL	STAINLESS STEEL

WHIRLPOOL

ELECTRIC OVENS





				
MODEL NUMBER	AKZM8920HIX	AKPM7891X	AKZM7751X	
DESCRIPTION	60CM ELECTRIC OVEN	60CM ELECTRIC OVEN	60CM ELECTRIC OVEN	
FUNCTIONS	6 TRADITIONAL FEATURES, 7 SPECIAL AND INDUCTION FUNCTIONS	7	12	
ACCESSORIES SUPPLIED	2 TELESCOPIC RAILS	N/A	N/A	
DISPLAY	FULL LCD DISPLAY	PUSH RETRACTABLE KNOBS	LCD DISPLAY	
CAPACITY	73 LITRES	73 LITRES	73 LITRES	
PRODUCT DIMENSIONS (MM)	595 (H) X 595 (W) X 564 (D)	595 (H) X 595 (W) X 564 (D)	595 (H) X 595 (W) X 564 (D)	
SAFETY		TRIPLE-GLAZED OVEN DOOR	TRIPLE-GLAZED OVEN DOOR	
ADDITIONAL FEATURES	FAST PRE-HEATING, CONVENTIONAL GRILL, TURBO GRILL, FORCED AIR, 6TH SENSE RECIPES	CONVENTIONAL CONVECTION BAKE, GRILL, TURBO GRILL, DEFROST FORCED AIR	DEFROSTING, KEEP WARM, ECO FORCED AIR, CONVENTIONAL CONVECTION BAKE, FORCED AIR, GRILL, TURBO GRILL, PRE-HEATING MAX COOKING	
MANUFACTURER'S WARRANTY	2 YEARS	2 YEARS	2 YEARS	
COLOUR/FINISH	STAINLESS STEEL	STAINLESS STEEL	STAINLESS STEEL	

PYROLYTIC OVEN


				
MODEL NUMBER	AKZM6600HIX			
DESCRIPTION	60CM PYROLYTIC OVEN			
FUNCTIONS	16			
ACCESSORIES SUPPLIED	2 TELESCOPIC RAILS			
DISPLAY	WHITE ON BLACK FULL LCD DISPLAY			
CAPACITY	73 LITRES			
PRODUCT DIMENSIONS (MM)	595 (H) X 564 (W) X 564 (D)			
SAFETY				
ADDITIONAL FEATURES	MADE IN ITALY			
MANUFACTURER'S WARRANTY	2 YEARS			
COLOUR/FINISH	STAINLESS STEEL, BLACK			

WHIRLPOOL

GAS COOKTOPS

					
MODEL NUMBER	GMF95221XL	AKT7991XL	GMF64221XL	GMF75221XL	
DESCRIPTION	90CM GAS COOKTOP	75CM GAS COOKTOP	60CM GAS COOKTOP	75CM GAS COOKTOP	
CONTROLS	FRONT KNOBS	FRONT KNOBS	FRONT KNOBS	FRONT KNOBS	
NUMBER OF BURNERS	5	5	4	5	
FLAME FAILURE SAFETY DEVICE	YES	N/A	YES	YES	
TRIVETS	3 CAST IRON	YES	2 CAST IRON	3 CAST IRON	
FUEL TYPE	NATURAL GAS	NATURAL GAS	NATURAL/LPG CONVERSION KITS	NATURAL GAS	
IGNITION TYPE	ELECTRONIC	ELECTRONIC	ELECTRONIC	ELECTRONIC	
WOK BURNER	YES	YES	YES	YES	
PRODUCT DIMENSIONS (MM)	41 (H) X 860 (W) X 510 (D)	40 (H) X 730 (W) X 510 (D)	41 (H) X 590 (W) X 510 (D)	41 (H) X 730 (W) X 510 (D)	
ADDITIONAL FEATURES	I-XELIUM NANO COATING SURFACE APPLICATION	LASER-ETCHED SERIGRAPHY ON CONTROL PANEL SETTINGS AND LOGO, MADE IN ITALY	MADE IN ITALY	MADE IN ITALY	
MANUFACTURER'S WARRANTY	2 YEARS	2 YEARS	2 YEARS	2 YEARS	
COLOUR/ FINISH	STAINLESS STEEL	STAINLESS STEEL I-XEIUM	STAINLESS STEEL I-XEIUM	STAINLESS STEEL I-XEIUM	

RANGEHOOD

					
MODEL NUMBER	AKR7991X-2				
DESCRIPTION	90CM RANGEHOOD				
CONTROLS	630 M3/HR				
FILTERS	ALUMINIUM				
LIGHTS	HALOGEN				
DUCTED OR CIRCULATED	BOTH				
PRODUCT DIMENSIONS (MM)	670-1160 (H) X 898 (W) X 500 (D)				
MANUFACTURER'S WARRANTY	2 YEARS				
COLOUR/ FINISH	STAINLESS STEEL				

WHIRLPOOL

CERAMIC COOKTOP



MODEL NUMBER	AKT809BA		
DESCRIPTION	60CM CERAMIC COOKTOP		
CONTROLS	TOUCH		
POWER LEVELS	4		
TIMER	PROGRAMMABLE		
NUMBER OF COOKING ZONES	4		
RESIDUAL HEAT INDICATORS	YES		
PRODUCT DIMENSIONS (MM)	52 (H) X 580 (W) X 510 (D)		
AUTOMATIC SAFETY SWITCH OFF	YES		
ADDITIONAL FEATURES	GLASS WITH PREMIUM BEVELLED EDGES		
MANUFACTURER'S WARRANTY	2 YEARS		
COLOUR/ FINISH	BLACK CERAN		

INDUCTION COOKTOPS



MODEL NUMBER	ACM795BA	ACM804BA	ACM828BA
DESCRIPTION	90CM INDUCTION COOKTOP	60CM INDUCTION COOKTOP	60CM INDUCTION COOKTOP
CONTROLS	TOUCH	TOUCH	TOUCH
POWER LEVELS	BOOSTER = 5 MAX	BOOSTER = 4 MAX	BOOSTER = 4 MAX
TIMER	PROGRAMMABLE	PROGRAMMABLE	PROGRAMMABLE
NUMBER OF COOKING ZONES	5	4	DUAL-FLEXIBLE COOKING ZONES
RESIDUAL HEAT INDICATORS	YES	YES	YES
PRODUCT DIMENSIONS (MM)	52 (H) X 860 (W) X 510 (D)	56 (H) X 560 (W) X 510 (D)	56 (H) X 580(W) X 510 (D)
AUTOMATIC SAFETY SWITCH OFF	YES	YES	YES
ADDITIONAL FEATURES	FLEXIBLE COOKING ZONE		MADE IN ITALY
MANUFACTURER'S WARRANTY	2 YEARS	2 YEARS	2 YEARS
COLOUR /FINISH	BLACK CERAN	BLACK CERAN	BLACK CERAN

WHIRLPOOL

DISHWASHER



MODEL NUMBER	WFO3S23XAUS			
DESCRIPTION	FREESTANDING DISHWASHER			
WATER RATING (WELS)	5.5 STARS, 11.1 LITRES CONSUMPTION			
ENERGY RATING	3.5 STARS			
BASKET & RACKS	ADJUSTABLE 3RD CUTLERY RACK			
PLACE SETTINGS	15			
PROGRAM NO.	10			
PRODUCT DIMENSIONS (MM)	850 (H) X 600 (W) X 600 (D)			
ADDITIONAL FEATURES	NEW SOFT-TOUCH OPENING SYSTEM, TURBIDITY SENSOR, SPACE MANAGEMENT, MODERN DESIGN, MULTI-ZONE HALF LOAD, TURBO, DIGITAL DISPLAY, 1-24 HOUR DELAY TIMER, KEYLOCK, EXTRA DRY, TABLET, DELAY, MADE IN EUROPE			
MANUFACTURER'S WARRANTY	2 YEARS			
COLOUR/FINISH	STAINLESS STEEL			

DELONGHI
DISHWASHERS



MODEL NUMBER	DEDW645S	DEDW650S	DEDW654FI	DEDW645W	
DESCRIPTION	FREESTANDING DISHWASHER	FREESTANDING DISHWASHER	60CM FULLY INTEGRATED DISHWASHER	FREESTANDING DISHWASHER	
WATER RATING (WELS)	4.5 STARS, 12.6L/WASH	5 STARS, 12L/WASH	5 STARS	4.5 STARS, 12.6L/WASH	
ENERGY RATING	3.5 STARS	3.5 STARS	4 STARS	3.5 STARS	
BASKET & RACKS	CUTLERY TRAY & ADJUSTABLE UPPER BASKET	CUTLERY TRAY & ADJUSTABLE UPPER BASKET	CUTLERY DRAWER WITH SEPARATE SPRAY ARM, HEIGHT ADJUSTABLE UPPER BASKET	CUTLERY TRAY & ADJUSTABLE UPPER BASKET	
PLACE SETTINGS	14	15	15	14	
PROGRAM NO.	8	8	8	8	
PRODUCT DIMENSIONS (MM)	845 (H) X 600 (W) X 598 (D)	845 (H) X 600 (W) X 598 (D)	815 (H) X 598 (W) X 550 (D)	845 (H) X 600 (W) X 598 (D)	
ADDITIONAL FEATURES	3RD RACK CUTLERY TRAY, TRIPLE STAGE WATER FILTRATION SYSTEM, RINSE AID INDICATOR	STRONG WASH OPTION	EXTRA DRY FUNCTION TO INCREASE TEMPERATURE FOR BETTER DRYING RESULTS, DUAL-ZONE ALTERNATIVE WASH FUNCTION	STRONG WASH OPTION	
MANUFACTURER'S WARRANTY	2 YEARS	2 YEARS	2 YEARS	2 YEARS	
COLOUR/FINISH	STAINLESS STEEL	STAINLESS STEEL	INTEGRATED	WHITE	

DELONGHI
ELECTRIC OVENS

					
MODEL NUMBER	DE60COMBI	DEL604M	DEL607M	DEP909M	DEL6038D
DESCRIPTION	60CM BUILT-IN COMBINATION MICROWAVE	60CM ELECTRIC OVEN	60CM ELECTRIC OVEN	90CM ELECTRIC OVEN	60CM ELECTRIC OVEN
FUNCTIONS	FAN-FORCED OVEN, MICROWAVE OVEN, GRILL, MICROWAVE & OVEN, GRILL & OVEN, MICROWAVE & GRILL, MICROWAVE GRILL & OVEN	4	7	9	4 & 7
ACCESSORIES SUPPLIED	GRILL RACK	WIRE RACK, ROASTING AND GRILLING TRAY, GRILL RACK & HANDLES	WIRE SHELF, SPACE SAVER SHELF, ROASTING/GRILLING TRAY WITH GRILL RACK AND 2 HANDLES, STAINLESS-STEEL FAN FILTER	WIRE RACK, SPACESAVER RACK, ROASTING/GRILLING TRAY, GRILL RACK 2 HANDLES, ROTISSERIE KIT, STAINLESS STEEL FAN FILTER	2 WIRE RACKS, TELESCOPIC SHELF, SPACE SAVER RACK, ROASTING/GRILLING TRAY, GRILLING RACK 2 HANDLES, STAINLESS-STEEL FILTER
DISPLAY	LED DISPLAY	ELECTRONIC TOUCH TIMER	ELECTRONIC TIMER	ELECTRONIC TOUCH TIMER	ELECTRONIC TIMER
CAPACITY	25 LITRE	63 LITRE GROSS	63 LITRE GROSS	100 LITRE GROSS	38 LITRE TOP AND 63 LITRE BOTTOM GROSS
PRODUCT DIMENSIONS (MM)	460 (H) X 595 (W) X 498 (D)	594 (H) X 594 (W) X 560 (D)	594 (H) X 594 (W) X 560 (D)	478 (H) X 896 (W) X 566 (D)	888 (H) X 564 (W) X 595 (D)
SAFETY			DOOR AND OVEN COOLING SYSTEM		DOOR AND OVEN COOLING SYSTEM
ADDITIONAL FEATURES	AUTOMATIC COOKING FUNCTIONS, MULTI-STAGE COOKING, GRILL TURNOVER ALARM, DIGITAL TIMER	REMOVABLE FULL GLASS INNER DOOR	DOUBLE-GLAZED DOOR	DOUBLE-GLAZED DOOR	TOP OVEN DOUBLE-GLAZED DOOR AND BOTTOM OVEN TRIPLE-GLAZED DOOR
MANUFACTURER'S WARRANTY	2 YEARS	2 YEARS	2 YEARS	2 YEARS	2 YEARS
COLOUR/FINISH	STAINLESS STEEL	STAINLESS STEEL, BLACK GLASS	STAINLESS STEEL, BLACK GLASS	STAINLESS STEEL, BLACK GLASS	STAINLESS STEEL, BLACK GLASS

DELONGHI

PYROLYTIC OVENS

					
MODEL NUMBER	DEL606P	DEP7410P			
DESCRIPTION	60CM PYROLYTIC OVEN	60CM PYROLYTIC OVEN			
FUNCTIONS	6	11			
ACCESSORIES SUPPLIED	2 SPECIFIC WIRE RACKS, SPECIAL DEEP ROAST TRAY, BROILER PAN RACK	WIRE RACKS, ROASTING/GRILLING TRAY, GRILLING RACK 2 HANDLES, SPACE SAVER RACK, STAINLESS STEEL FAN FILTER, PIZZA STONE			
DISPLAY	ELECTRONIC TOUCH TIMER	TOUCH TIMER			
CAPACITY	63 LITRE	72 LITRE NET CAPACITY			
PRODUCT DIMENSIONS (MM)	594 (H) X 594 (W) X 560 (D)	595 (H) X 595 (W) X 565 (D)			
SAFETY	DOOR AND OVEN COOLING SYSTEM				
ADDITIONAL FEATURES	AIR-CLEANING CATALYSER	PROGRAMABLE TIMER			
MANUFACTURER'S WARRANTY	2 YEARS	2 YEARS			
COLOUR /FINISH	STAINLESS STEEL, BLACK GLASS	STAINLESS STEEL, BLACK GLASS			



DELONGHI

UPRIGHT COOKERS






MODEL NUMBER	DEFV9088K	DEFP907S		
DESCRIPTION	90CM DUAL FUEL UPRIGHT COOKER	90CM DUAL FUEL UPRIGHT COOKER		
CONTROLS	FRONT KNOBS	FRONT KNOBS		
DISPLAY	CLOCK	CLOCK		
FUNCTIONS	9	8		
NUMBER OF BURNERS	5	5		
ACCESSORIES SUPPLIED		2 WIRE RACKS, ROASTING/GRILLING TRAY WITH RACK AND HANDLES, SPACE SAVER RACK, STAINLESS STEEL FAT FILTER, 2 CATALYTIC LINERS, SET TELESCOPIC LINERS, WOK SUPPORT AND SMALL PAN SUPPORT		
PRODUCT DIMENSIONS (MM)	900-925 (H) X 900 (W) X 600 (D)	900 - 920 (H) X 900 (W) X 600 (D)		
MANUFACTURER'S WARRANTY	2 YEARS	2 YEARS		
COLOUR/FINISH	BLACK	STAINLESS STEEL		

DELONGHI

INDUCTION COOKTOPS

				
MODEL NUMBER	DEIND804	DEIND603	DEIND604	
DESCRIPTION	80CM INDUCTION COOKTOP	60CM INDUCTION COOKTOP	60CM INDUCTION COOKTOP	
CONTROLS	FRONT SOFT TOUCH	FRONT SOFT TOUCH	FRONT SOFT TOUCH	
POWER LEVELS	9	9	9	
TIMER	YES	YES	YES	
NUMBER OF COOKING ZONES	4	3	4	
RESIDUAL HEAT INDICATORS	YES	YES	YES	
PRODUCT DIMENSIONS (MM)	45 (H) X 510 (D) X 770 (W)	594 (H) X 560 (D) X 590 (W)	66 (H) X 585 (D) X 145 (W)	
AUTOMATIC SAFETY SWITCH OFF	AUTO FAST HEAT-UP	RECALL FUNCTION TO PAUSE WHILE COOKING	YES	
MANUFACTURER'S WARRANTY	2 YEARS	2 YEARS	2 YEARS	
COLOUR/FINISH	BLACK CERAMIC GLASS	BLACK CERAMIC GLASS	BLACK CERAMIC GLASS	

CERAMIC COOKTOPS

				
MODEL NUMBER	DTCH60B	DECH60SX1	DTCH80B	
DESCRIPTION	60CM CERAMIC COOKTOP	60CM CERAMIC COOKTOP	80CM CERAMIC COOKTOP	
CONTROLS	FRONT TOUCH	FRONT ROTARY DIAL	FRONT TOUCH	
POWER LEVELS	BOOSTER FUNCTION EACH ZONE	12 PER ZONE	9	
TIMER	YES	N/A	NO	
RESIDUAL HEAT INDICATORS	YES	YES	YES	
NUMBER OF COOKING ZONES	4	4	4	
PRODUCT DIMENSIONS (MM)	58 (H) X 590 (D) X 510 (W)	45 (H) X 510 (D) X 590 (W)	58 (H) X 510 (D) X 770 (W)	
MANUFACTURER'S WARRANTY	2 YEARS	2 YEARS	2 YEARS	
COLOUR/FINISH	BLACK, FRAMELESS BEVELLED GLASS	BLACK	BLACK GLASS	

DELONGHI
RANGEHOODS

				
MODEL NUMBER	DE60UM	TA60SS	DEBETA60	DESIGMA901
DESCRIPTION	60CM UNDERMOUNT RANGEHOOD	60CM SLIDEOUT RANGEHOOD	60CM CANOPY RANGEHOOD	90CM CANOPY RANGEHOOD
EXTRACTION CAPACITY	985 M3/HR	514 M3/HR	1200 M3/HR	820 M3/HR
FILTERS	DISHWASHER SAFE FILTERS	ALUMINIUM FILTERS	DISHWASHER SAFE FILTERS	DISHWASHER SAFE ALUMINIUM GREASE FILTERS
LIGHTS	HALOGEN LIGHTING WITH DIMMER FUNCTION	INCANDESCENT	HALOGEN	2 ECO LED 3.5 WATT LIGHTS
DUCTED OR CIRCULATED	DUCTED OR RECIRCULATED OPTION	DUCTED OR RECIRCULATED OPTION	DUCTED OR RECIRCULATED OPTION	SUITABLE FOR RECIRCULATING OR FULLY DUCTED
CONTROLS	ELECTRONIC SOFT-TOUCH CONTROLS WITH BLUE LED	SLIDING SWITCH	ELECTRONIC TOUCH	ELECTRONIC PUSH BUTTON
PRODUCT DIMENSIONS (MM)	260 (H) X 277 (D) X 600 (W)	174 (H) X 596 (W) X 307 (D)	1325 (H) X 600 (W) X 500 (D)	730-1045 (H) X 500 (D) X 900 (W)
ADDITIONAL FEATURES	150MM SPIGOT EXHAUST OUTLET DIAMETER	OPTIONAL CARBON FILTERS AVAILABLE	AUTOMATIC SWITCH-OFF	15-MINUTE COUNTDOWN TIMER
MANUFACTURER'S WARRANTY	2 YEARS	2 YEARS	2 YEARS	2 YEARS
COLOUR/FINISH	STAINLESS STEEL	STAINLESS STEEL	STAINLESS STEEL	STAINLESS STEEL
GAS COOKTOPS				
				
MODEL NUMBER	DEGH60	DEGH60ST	DEGHSL75	DEGH90BGX1
DESCRIPTION	60CM GAS COOKTOP	60CM GAS COOKTOP	75CM GAS COOKTOP	90CM GAS COOKTOP
CONTROLS	FRONT KNOBS	FRONT KNOBS	FRONT KNOBS	FRONT KNOBS
NUMBER OF BURNERS	4	4	5	5
FLAME-FAILURE SAFETY DEVICE	YES	NO	YES	YES
TRIVETS	CAST IRON	ENAMEL	HEAVY DUTY CAST IRON	HEAVY DUTY CAST IRON
FUEL TYPE	NATURAL GAS	NATURAL GAS	NATURAL GAS	NATURAL GAS
WOK BURNER	YES	YES	YES	AUTOMATIC
PRODUCT DIMENSIONS (MM)	30 (H) X 500 (D) X 580 (W)	30 (H) X 500 (D) X 580 (W)	49 (H) X 750 (W) X 510 (D)	54 (H) X 510 (D) X 869 (W)
MANUFACTURER'S WARRANTY	2 YEARS	2 YEARS	2 YEARS	2 YEARS
COLOUR/FINISH	STAINLESS STEEL	STAINLESS STEEL	STAINLESS STEEL	BLACK GLASS

VIALI
RANGEHOODS

MODEL NUMBER	VPP52S	VPP90S	VSL60	VCCG90SS	V3FC90SS
DESCRIPTION	52CM UNDERMOUNT RANGEHOOD	90CM UNDERMOUNT RANGEHOOD	60CM SLIDEOUT RANGEHOOD	90CM CANOPY RANGEHOOD	90CM CANOPY RANGEHOOD
EXTRACTION CAPACITY	500 M3/HR	700 M3/HR	440 M3/ HR	700 M3/HR	500 M3/HR
FILTERS	1 ALUMINIUM GREASE FILTER	1 ALUMINIUM GREASE FILTER	2 ALUMINIUM GREASE FILTERS	2 ALUMINIUM GREASE FILTERS	3 ALUMINIUM GREASE FILTERS
LIGHTS	LED	LED	LED	LED	LED
DUCTED OR CIRCULATED	DUCTED	DUCTED	DUCTED	DUCTED (RECIRCULATING AVAILABLE)	DUCTED (RECIRCULATING AVAILABLE)
CONTROLS	3-SPEED SLIDE SWITCH	3-SPEED SLIDE SWITCH	3-SPEED SLIDE SWITCH	3-SPEED PUSH BUTTON	3-SPEED PUSH BUTTON
PRODUCT DIMENSIONS (MM)	254 (H) X 520 (W) X 296 (D)	254 (H) X 900 (W) X 296 (D)	175 (H) X 600 (W) X 300 (D)	560-1040 (H) X 900 (W) X 500 (D)	400-780 (H) X 900 (W) X 500 (D)
ADDITIONAL FEATURES	50DBA MAXIMUM NOISE LEVEL	53DBA MAXIMUM NOISE LEVEL	58DBA ON MAXIMUM, COMES WITH STAINLESS-STEEL AND WHITE PANEL	53DBA MAXIMUM NOISE LEVEL	50DBA MAXIMUM NOISE LEVEL
MANUFACTURER'S WARRANTY	2 YEARS	2 YEARS	2 YEARS	2 YEARS	2 YEARS
COLOUR/FINISH	STAINLESS STEEL	STAINLESS STEEL	STAINLESS-STEEL FRONT PANEL	STAINLESS STEEL	STAINLESS STEEL

CERAMIC COOKTOP
GAS COOKTOP
ELECTRIC OVEN

MODEL NUMBER	VGGCER64	MODEL NUMBER	VGGH64SS	MODEL NUMBER	VGGO60SS
DESCRIPTION	60CM CERAMIC COOKTOP	DESCRIPTION	60CM GAS COOKTOP	DESCRIPTION	60CM ELECTRIC OVEN
CONTROLS	SIDE TOUCH	CONTROLS	SIDE KNOBS	FUNCTIONS	5
NUMBER OF COOKING ZONES	4	NUMBER OF BURNERS	4	DISPLAY	DIGITAL
POWER LEVELS	9	FLAME FAILURE SAFETY DEVICE	NO	CAPACITY	62 LITRE
TIMER	NO	TRIVETS	ENAMEL	PRODUCT DIMENSIONS (MM)	589 (H) X 594 (W) X 569 (D)
AUTOMATIC SAFETY SWITCH OFF	YES	FUEL TYPE	NATURAL GAS	ADDITIONAL FEATURES	TRIPLE-GLAZED DOOR
RESIDUAL HEAT INDICATORS	YES	WOK BURNER	YES	MANUFACTURER'S WARRANTY	1 YEAR
ADDITIONAL FEATURES	NEON INDICATORS, CHILDPROOF LOCK	PRODUCT DIMENSIONS (MM)	52 (H) X 590 (W) X 500 (D)	COLOUR/FINISH	STAINLESS STEEL
PRODUCT DIMENSION'S (MM)	46 (H) X 520 (W) X 590 (D)	ADDITIONAL FEATURES	LPG CONVERSION KIT		
MANUFACTURER'S WARRANTY	1 YEAR	MANUFACTURER'S WARRANTY	1 YEAR		
COLOUR/ FINISH	BLACK GLASS	COLOUR/FINISH	STAINLESS STEEL		





Westinghouse

WESTINGHOUSE**DISHWASHERS**

MODEL NUMBER	WSF6606X	WSF67251S	WSF6606W		
DESCRIPTION	FREESTANDING DISHWASHER	FREESTANDING DISHWASHER	FREESTANDING DISHWASHER		
WATER RATING (WELS)	4.5 STAR, 13.5L/WASH	4.5 STAR, 13.5L/WASH	4.5 STAR, 13.5L/WASH		
ENERGY RATING	3 STARS	3.5 STARS	3 STARS		
BASKET & RACKS	MODULAR CUTLERY BASKET	YES	YES		
PLACE SETTINGS	15	15	15		
PROGRAM NO.	RINSE, FAST 30 MIN, HEAVY, ECO, INTENSIVE, TIME SAVE 50 MINUTES	8	RINSE, FAST 30MIN, HEAVY, ECO, INTENSIVE, TIME SAVE 50 MINUTES		
PRODUCT DIMENSIONS (MM)	845 (H) X 596 (W) X 598 (D)	850 (H) X 598 (W) X 596 (D)	845 (H) X 596 (W) X 598 (D)		
ADDITIONAL FEATURES	OVERFILL PROTECTION, BOTTOM CATCHMENT TRAY, ANTI-FLOOD PROTECTION	ANGLED CLEARVIEW LED DISPLAY	LOAD SENSING, CHILD-LOCK ON CONTROL PANEL		
MANUFACTURER'S WARRANTY	2 YEARS	2 YEARS	2 YEARS		
COLOUR/FINISH	STAINLESS STEEL	STAINLESS STEEL	WHITE		





Westinghouse

WESTINGHOUSE					
RANGEHOODS					
					
MODEL NUMBER	WRH608IS	WRJ600US	WRJ600UW	WRH908IS	WRJ911US
DESCRIPTION	60CM SLIDEOUT RANGEHOOD	60CM FIXED RANGEHOOD	60CM FIXED RANGEHOOD	90CM SLIDEOUT RANGEHOOD	90CM FIXED RANGEHOOD
EXTRACTION CAPACITY	400 M3/HR	200 M3/HR	200 M3/HR	400 M3/HR	400 M3/HR
FILTERS	MULTI-LAYER STAINLESS-STEEL FILTER	WASHABLE FILTER	WASHABLE FILTER	WASHABLE FILTER	WASHABLE FILTER
LIGHTS	INCANDESCENT	INCANDESCENT	INCANDESCENT	INCANDESCENT	INCANDESCENT
DUCTED OR CIRCULATED	BOTH	DUCTED WITH OPTION TO RECIRCULATE	DUCTED WITH OPTION TO RECIRCULATE	DUCTED WITH OPTION TO RECIRCULATE	DUCTED WITH OPTION TO RECIRCULATE
CONTROLS	AUTO ACTIVATE PUSH/PULL CONTROLS	PUSH BUTTON	PUSH BUTTON	AUTO ACTIVATE PUSH/PULL CONTROLS	PUSH BUTTON
PRODUCT DIMENSIONS (MM)	175 (H) X 599 (W) X 300 (D)	160 (H) X 598 (W) X 500 (D)	160 (H) X 598 (W) X 500 (D)	175 (H) X 899 (W) X 300 (D)	160 (H) X 898 (W) X 500 (D)
ADDITIONAL FEATURES	66-59 DBA NOISE RATING, TWIN-FAN MOTOR	AUTO THERMAL CUT-OUT SAFETY SWITCH	62-51 DBA NOISE LEVEL	TOP DUCT HOLE	AUTO THERMAL CUT-OUT SAFETY SWITCH
MANUFACTURER'S WARRANTY	2 YEARS	2 YEARS	2 YEARS	2 YEARS	2 YEARS
COLOUR/FINISH	STAINLESS STEEL	STAINLESS STEEL	WHITE	STAINLESS STEEL	STAINLESS STEEL



Westinghouse

WESTINGHOUSE**GAS COOKTOPS**

MODEL NUMBER	WHG956SA	WHG646SA	WHG756SA		
DESCRIPTION	90CM GAS COOKTOP	60CM GAS COOKTOP	75CM GAS COOKTOP		
CONTROLS	FRONT KNOBS	FRONT KNOBS	FRONT KNOBS		
NUMBER OF BURNERS	5	4	5		
FLAME FAILURE SAFETY DEVICE	YES	YES	YES		
TRIVETS	CAST IRON	CAST IRON	CAST IRON		
FUEL TYPE	NATURAL GAS	NATURAL GAS	NATURAL GAS		
IGNITION TYPE	ELECTRONIC	ELECTRONIC	ELECTRONIC		
WOK BURNER	YES	HIGH POWERED	HIGH POWERED		
PRODUCT DIMENSIONS (MM)	44 (H) X 895 (W) X 530 (D)	44 (H) X 595 (W) X 530 (D)	44 (H) X 745 (W) X 530 (D)		
ADDITIONAL FEATURES	EASY IGNITE	EASY IGNITE	EASY IGNITE		
MANUFACTURER'S WARRANTY	2 YEARS	2 YEARS	2 YEARS		
COLOUR/FINISH	WHITE	STAINLESS STEEL	STAINLESS STEEL		

CERAMIC COOKTOPS

MODEL NUMBER	WHC642BA	WHC644BA	WHC942BA	WHI644BA	WHI954BA
DESCRIPTION	60CM CERAMIC COOKTOP	60CM CERAMIC COOKTOP	90CM CERAMIC COOKTOP	60CM INDUCTION COOKTOP	90CM INDUCTION COOKTOP
CONTROLS	SIDE KNOBS	TOUCH	FRONT KNOBS	FRONT TOUCH	FRONT TOUCH
RESIDUAL HEAT INDICATORS	YES	YES	YES	YES	YES
RESIDUAL HEAT WARNING LAMPS	YES	YES	YES	YES	YES
TIMER	NO	ELECTRONIC	N/A	PROGRAMMABLE 99 MIN, COUNTDOWN	PROGRAMMABLE 99 MIN, COUNTDOWN
NUMBER OF COOKING ZONES	4	4	4	4	5
PRODUCT DIMENSIONS (MM)	46 (H) X 590 (W) X 520 (D)	46 (H) X 590 (W) X 520 (D)	46 (H) X 900 (W) X 520 (D)	46 (H) X 590 (W) X 520 (D)	46 (H) X 910 (W) X 520 (D)
AUTOMATIC SAFETY SWITCH	NO	YES	N/A	YES	YES
ADDITIONAL FEATURES	HOT SURFACE INDICATOR	KEEP WARM FUNCTION	HOT SURFACE INDICATOR	KEEP WARM FUNCTION	KEEP WARM FUNCTION
MANUFACTURER'S WARRANTY	2 YEARS	2 YEARS	2 YEARS	2 YEARS	2 YEARS
COLOUR/FINISH	BLACK CERAMIC GLASS	BLACK CERAMIC GLASS	BLACK CERAMIC GLASS	BLACK	BLACK



Westinghouse

WESTINGHOUSE**ELECTRIC OVENS**

					
MODEL NUMBER	WVE616S	WVE665S	WVE626S	WVE615S	WVE665W
DESCRIPTION	60CM ELECTRIC OVEN	60CM ELECTRIC OVEN	60CM DOUBLE OVEN	60CM ELECTRIC OVEN	60CM ELECTRIC OVEN
FUNCTIONS	8	5	8 FUNCTIONS TOP OVEN, 5 FUNCTIONS BOTTOM OVEN	5	5
ACCESSORIES SUPPLIED	GRILL/OVEN PAN, 2 CHROMED WIRE SHELVES, BAKING TRAY, SIDE RACKS, WIRE GRILL INSERT, CATALYTIC LINERS	GRILL/OVEN PAN, ANTI-SPLATTER GRILL INSERT, 2 CHROMED WIRE SHELVES, BAKING TRAY, SIDE RACK	GRILL/OVEN PAN, ANTI-SPLATTER GRILL INSERT, BAKING TRAY	MINUTE MINDER, COOK TIME, END TIME, DELAYED START, TIME OF DAY, 24-HOUR CLOCK	GRILL/OVEN PAN, ANTI-SPLATTER GRILL INSERT, 2 CHROMED WIRE SHELVES, BAKING TRAY, SIDE RACKS
DISPLAY	3-BUTTON TOUCH CONTROL LED	YES	ROTARY	ROTARY	
CAPACITY	72 LITRE	72 LITRE	72 LITRE	72 LITRE	80 LITRE
PRODUCT DIMENSIONS (MM)	596 (H) X 595 (W) X 568 (D)	888 (H) X 596 (W) X 568 (D)	888 (H) X 596 (W) X 568 (D)	595 (H) X 596 (W) X 568 (D)	888 (H) X 596 (W) X 568 (D)
SAFETY	DOUBLE LAYERED GLASS	DOUBLE LAYERED GLASS	DOUBLE LAYERED GLASS		
ADDITIONAL FEATURES	3 BUTTON TOUCH CONTROL PROGRAMMABLE TIMER	FINGERPRINT RESISTANT STAINLESS STEEL	FINGERPRINT RESISTANT STAINLESS STEEL	3 BUTTON TOUCH CONTROL PROGRAMMABLE TIMER	SEPARATE GRILL, FAMILYSAFE COOL DOOR
MANUFACTURER'S WARRANTY	2 YEARS	2 YEARS	2 YEARS	2 YEARS	2 YEARS
COLOUR/FINISH	STAINLESS STEEL	STAINLESS STEEL	STAINLESS STEEL	STAINLESS STEEL	WHITE



Westinghouse

WESTINGHOUSE

PYROLYTIC OVENS



MODEL NUMBER	WVEP615S	WVEP916SB	WVEP618S	
DESCRIPTION	60CM PYROLYTIC OVEN	90CM PYROLYTIC OVEN	60CM PYROLYTIC OVEN	
FUNCTIONS	10	12	11	
ACCESSORIES SUPPLIED	GRILL/OVEN PAN, 2 CHROMED WIRE SHELVES, WIRE GRILL INSERT	2 GRILL/OVEN PANS, 2 GRILL INSERTS, GRILL RACK, 2 CHROMED WIRE SHELVES	GRILL/OVEN PAN, 2 CHROMED WIRE SHELVES, BAKING TRAY, SIDE RACKS, ANTI-SPLATTER GRILL INSERT	
DISPLAY	YES	FULLY PROGRAMMABLE TOUCH CONTROL TIMER	TOUCH	
CAPACITY	68 LITRE NET	116 LITRE NET	89 LITRE NET	
PRODUCT DIMENSIONS (MM)	595 (H) X 596 (W) X 572 (D)	596 (H) X 895 (W) X 572 (D)	596 (H) X 895 (W) X 572 (D)	
ADDITIONAL FEATURES	4 LAYERS OF GLASS	TWIN FAN SYSTEM	PROGRAMMABLE TIMER	
MANUFACTURER'S WARRANTY	2 YEARS	2 YEARS	2 YEARS	
COLOUR/FINISH	STAINLESS STEEL	STAINLESS STEEL	STAINLESS STEEL	

CHEF
ELECTRIC OVENS



					
MODEL NUMBER	CVE612SA	CVE662SA	CVE602SA	CVE614WA	CVE624SA
DESCRIPTION	60CM ELECTRIC OVEN	60CM ELECTRIC OVEN WITH SEPARATE GRILL	60CM FAN-FORCED SINGLE OVEN	60CM ELECTRIC OVEN	60CM ELECTRIC OVEN
FUNCTIONS	3	4	3	5	3
ACCESSORIES SUPPLIED	GRILL/OVEN PAN, WIRE GRILL INSERT	GRILL/OVEN PAN, WIRE GRILL INSERT, 2 CHROMED WIRE SHELVES		GRILL/OVEN PAN, WIRE GRILL INSERT	GRILL/OVEN PAN, WIRE GRILL INSERT, PIZZA STONE, 2 CHROMED WIRE RACKS
DISPLAY	CONTROL KNOB	CONTROL KNOB	CONTROL KNOBS	CONTROL KNOBS	CONTROL KNOB, 3 BUTTON TOUCH CONTROL LED
CAPACITY	70 LITRE NET	74 LITRE NET MAIN OVEN, 38 LITRE NET GRILL	72 LITRE NET	70 LITRE NET	78 LITRE NET
PRODUCT DIMENSIONS (MM)	597 (H) X 596 (W) X 572 (D)	888 (H) X 596 (W) X 572 (D)	595 (H) X 595 (W) X 567 (D)	597 (H) X 596 (W) X 572 (D)	888 (H) X 596 (W) X 572 (D)
SAFETY	2 LAYERS OF GLASS IN DOOR	COOL DOOR			
ADDITIONAL FEATURES		120 MIN AUTO OFF TIMER	TELESCOPIC RUNNER	PROGRAMMABLE TIMER	PROGRAMMABLE TIMER, EASY PIZZA FUNCTION
MANUFACTURER'S WARRANTY	2 YEARS	2 YEARS	2 YEARS	2 YEARS	2 YEARS
COLOUR/FINISH	WHITE	STAINLESS STEEL	STAINLESS STEEL	WHITE	STAINLESS STEEL

CHEF			CHEF		
GAS COOKTOPS			ELECTRIC COOKTOPS		
MODEL NUMBER	CHG642WB	CHG606SB	MODEL NUMBER	CHS642WA	
DESCRIPTION	60CM GAS COOKTOP	60CM GAS COOKTOP	DESCRIPTION	90CM ELECTRIC COOKTOP	
CONTROLS	SIDE KNOBS	SIDE KNOBS	CONTROLS	RIGHT SIDE	
NUMBER OF BURNERS	4	4	NUMBER OF COOKING ZONES	4	
FLAME FAILURE SAFETY DEVICE	YES	YES	PRODUCT DIMENSIONS (MM)	117 (H) X 870 (W) X 362 (D)	
TRIVETS	ENAMEL	ENAMEL	ADDITIONAL FEATURES		
FUEL TYPE	GAS	GAS	MANUFACTURER'S WARRANTY	2 YEARS	
WOK BURNER	N/A	YES	COLOUR/ FINISH	WHITE ENAMEL	
PRODUCT DIMENSIONS (MM)	58 (H) X 600 (W) X 535 (D)	58 (H) X 600 (W) X 535 (D)			
MANUFACTURER'S WARRANTY	2 YEARS	2 YEARS			
COLOUR/ FINISH	WHITE	STAINLESS STEEL			
CERAMIC COOKTOPS			PYROLYTIC OVENS		
MODEL NUMBER	CHC944BA	CHC744BA	MODEL NUMBER	CVEP604SA	CEVP614SA
DESCRIPTION	90CM CERAMIC COOKTOP	70CM CERAMIC COOKTOP	DESCRIPTION	60CM PYROLYTIC OVEN	60CM PYROLYTIC OVEN
CONTROLS	FRONT KNOBS	SIDE KNOBS	FUNCTIONS	7	7
NUMBER OF COOKING ZONES	4	4	ACCESSORIES SUPPLIED	GRILL/OVEN PAN, WIRE GRILL INSERT	GRILL/OVEN PAN, WIRE GRILL INSERT
POWER LEVELS	N/A	N/A	DISPLAY	YES	YES
TIMER	N/A	N/A	CAPACITY	70 LITRES NET	70 LITRES NET
AUTOMATIC SAFETY SWITCH OFF	N/A	N/A	PRODUCT DIMENSIONS (MM)	590 (H) X 565 (W) X 561 (D)	597 (H) X 596 (W) X 572 (D)
RESIDUAL HEAT INDICATORS	YES	YES	ADDITIONAL FEATURES	COOLER DOOR TEMPERATURES WITH AIR-COOLED DOOR	PROGRAMMABLE TIMER
ADDITIONAL FEATURES			MANUFACTURER'S WARRANTY	2 YEARS	2 YEARS
PRODUCT DIMENSIONS (MM)	46 (H) X 930 (W) X 520 (D)	46 (H) X 700 (W) X 520 (D)	COLOUR/ FINISH	STAINLESS STEEL	STAINLESS STEEL
MANUFACTURER'S WARRANTY	2 YEARS	2 YEARS			
COLOUR/ FINISH	BLACK CERAMIC GLASS	BLACK CERAMIC GLASS			



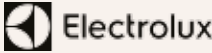


CHEF
UPRIGHT COOKERS

				
MODEL NUMBER	CFG504SALP	CFE532WA	CFE532WB	
DESCRIPTION	54CM GAS UPRIGHT COOKER	54CM ELECTRIC UPRIGHT COOKER	54CM ELECTRIC UPRIGHT COOKER	
CONTROLS	FRONT KNOBS	FRONT KNOBS	FRONT KNOBS	
FUNCTIONS	2	2		
ACCESSORIES SUPPLIED	2 SHELVES, 2 CHROMED WIRE SHELVES	2 SHELVES		
NUMBER OF BURNERS	4	4	4	
PRODUCT DIMENSIONS (MM)	910 (H) X 540 (W) X 635 (D)	46 (H) X 930 (W) X 520 (D)	910 (H) X 540 (W) X 635 (D)	
ADDITIONAL FEATURES		GRILL IN OVEN AND ELECTRIC HOB	GRILL IN OVEN AND ELECTRIC HOB	
MANUFACTURER'S WARRANTY	2 YEARS	2 YEARS	2 YEARS	
COLOUR/FINISH	STAINLESS STEEL	WHITE ENAMEL	WHITE ENAMEL	

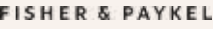





RANGEHOODS

				
MODEL NUMBER	RFD602W	RFD602S		
DESCRIPTION	60CM FIXED RANGEHOOD	60CM FIXED RANGEHOOD		
EXTRACTION CAPACITY	200 M3/HR	200 M3/HR		
FILTERS	ALUMINIUM FILTERS	ALUMINIUM FILTERS		
LIGHTS	INCANDESCENT	INCANDESCENT		
DUCTED OR CIRCULATED	BOTH	BOTH		
CONTROLS	SIDE	SIDE		
PRODUCT DIMENSIONS (MM)	160 (H) X 600 (W) X 500 (D)	160 (H) X 600 (W) X 500 (D)		
ADDITIONAL FEATURES	OPTIONAL EXTENSION FLUE (1100 MM)	OPTIONAL EXTENSION FLUE (1100 MM)		
MANUFACTURER'S WARRANTY	2 YEARS	2 YEARS		
COLOUR/FINISH	WHITE	STAINLESS STEEL		

BOSCH ELECTROLUX










FRIDGES		FRIDGES			
					
MODEL NUMBER	KIN34P60AU	MODEL NUMBER	EBE5287SA – R	EHE5267SA-D	
PRODUCT	287L BOTTOM MOUNT INTEGRATED REFRIGERATOR	PRODUCT	450L BOTTOM MOUNT REFRIGERATOR	520L FRENCH DOOR REFRIGERATOR	
CAPACITY	196 LITRE FRIDGE, 91 LITRE FREEZER	CAPACITY	362 LITRE FRIDGE, 166 LITRE FREEZER	358 LITRE FRIDGE, 166 LITRE FREEZER	
DOOR HINGE	REVERSIBLE	DOOR HINGE	RIGHT	DUAL	
ENERGY RATING	3 STARS	ENERGY RATING	4.5 STARS	4 STARS	
ADDITIONAL FEATURES	MUST BE BUILT INTO CABINETRY	ADDITIONAL FEATURES	FLEXSTOR STORAGE SOLUTION, FRESHPLUS TECHNOLOGY, FRESH ZONE DOUBLE INSULATED & HUMIDITY CONTROLLED CRISPER DRAWER.	WATER & ICE DISPENSER (PLUMBING REQUIRED), FLEXSTOR STORAGE SYSTEM, FRESHPLUS TECHNOLOGY, DELI COMPARTMENT, FRESHZONE DOUBLE INSULATED & HUMIDITY CONTROLLED CRISPER DRAWERS, SELF-CLOSING DOORS, TWO FREEZER BASKETS - 1 X FULL WITH & 1 X HALF WIDTH	
PRODUCT DIMENSIONS (MM)	556 (W) X 1772 (H) X 545 (D)	PRODUCT DIMENSIONS (MM)	796 (W) X 1725 (H) X 773 (D)	796 (W) X 1725 (H) X 781 (D)	
WARRANTY	2 YEARS	WARRANTY	2 YEARS	2 YEARS	
COLOUR FINISH	INTEGRATED	COLOUR FINISH	STAINLESS STEEL	STAINLESS STEEL	

FISHER & PAYKEL

FRIDGES					
					
MODEL NUMBER	RF522BRPX6	RX628DX1	RF522ADX5	RF610ADUSX5	RF442BRPX6
PRODUCT	519L BOTTOM MOUNT REFRIGERATOR	628L SIDE BY SIDE REFRIGERATOR	519L FRENCH DOOR REFRIGERATOR	614L FRENCH DOOR REFRIGERATOR	442L BOTTOM MOUNT REFRIGERATOR
CAPACITY	360 LITRE FRIDGE, 159 LITRE FREEZER	385 LITRE FRIDGE, 243 LITRE FREEZER	360 LITRE FRIDGE, 159 LITRE FREEZER	433 LITRE FRIDGE, 181 LITRE FREEZER	442 LITRE FRIDGE, 135 LITRE FREEZER
DOOR HINGE	RIGHT	DUAL	DUAL	DUAL	RIGHT
ENERGY RATING	3 STARS	2 STARS	3.5 STARS	3.5 STARS	3 STARS
ADDITIONAL FEATURES	ACTIVESMART FOODCARE	HUMIDITY CONTROLLED FRUIT AND VEGETABLE BINS	ACTIVESMART FOODCARE, HUMIDITY CONTROLLED CRISPER DRAWERS, SPILL SAFE ADJUSTABLE SHELVES, LED LIGHTING	ICE & WATER DISPENSER (PLUMBING REQUIRED), ACTIVESMART FOODCARE, HUMIDITY CONTROLLED CRISPER DRAWERS, SPILL SAFE ADJUSTABLE GLASS SHELVES, LED LIGHTING	ACTIVESMART FOODCARE SYSTEM, HUMIDITY CONTROLLED & REMOVABLE CRISPER BINS, ADJUSTABLE SHELVING, ADJUSTABLE DOOR SHELVES, SMARTTOUCH CONTROLS, SPILL SAFE GLASS SHELVES, LED LIGHTING, FREEZER: ONE LARGE BIN, TWO SMALL PLASTIC BINS, SLIDE OUT PASTRY TRAY, TWO ICE TRAYS, FAST FREEZE, BOTTLE CHILL MODE
PRODUCT DIMENSIONS (MM)	790 (W) X 1720 (H) X 695 (D)	910 (W) X 1795 (H) X 690 (D)	790 (W) X 1715 (H) X 695 (D)	900 (W) X 1790 (H) X 730 (D)	680 (W) X 1720 (H) X 695 (D)
WARRANTY	2 YEARS	2 YEARS	2 YEARS	2 YEARS	2 YEARS
COLOUR FINISH	STAINLESS STEEL	STAINLESS STEEL	STAINLESS STEEL	STAINLESS STEEL	STAINLESS STEEL

SAMSUNG

FRIDGES

					
MODEL NUMBER	SRL451BLS	SRF533DLS	SRF583DLS	SRF677CDBLS	SRF680CDLS
PRODUCT	458L BOTTOM MOUNT REFRIGERATOR	533L FRENCH DOOR REFRIGERATOR	583L FRENCH DOOR REFRIGERATOR	680L FRENCH DOOR REFRIGERATOR WITH SMART DIVIDER DRAWER	680L FRENCH DOOR REFRIGERATOR WITH SMART DRAWER
CAPACITY	309 LITRE FRIDGE, 149 LITRE FREEZER	351 LITRE FRIDGE, 182 LITRE FREEZER	383 LITRE FRIDGE, 200 LITRE FREEZER	373 LITRE FRIDGE, 220 LITRE FREEZER, 87 LITRE MID-DRAWER	373 LITRE FRIDGE, 220 LITRE FREEZER, 87 LITRE MID-DRAWER
DOOR HINGE	RIGHT	DUAL	DUAL	DUAL	DUAL
ENERGY RATING	4 STARS	2.5 STARS	2.5 STARS	2.5 STARS	2.5 STARS
ADDITIONAL FEATURES	MULTI FLOW COOLING, SMART SENSOR SYSTEM, DIGITAL INVERTER COMPRESSOR FOR LOW NOISE AND DURABILITY, TEMPERED GLASS SHELVES, TRIPLE FOLDABLE SHELF FOR STORAGE FLEXIBILITY, ADJUSTABLE DOOR GUARDS TO ACCOMMODATE TALLER BOTTLES, DEODORIZER, WINE RACK, TWIST ICE MAKER, BLUE LED DISPLAY, LED LIGHTING	REFILLABLE WATER DISPENSER (NON PLUMBED), TWIN COOLING TECHNOLOGY, MULTI-FLOW COOLING SYSTEM, EASY CLEAN STEEL, FREEZER TWIST ICE MAKER	WATER DISPENSER (NO PLUMBING REQUIRED), AUTOMATIC ICE MAKER (PLUMBING REQUIRED), TWIN COOLING TECHNOLOGY, MULTI FLOW COOLING	ICE AND WATER (REQUIRES PLUMBING), TWIN COOLING PLUS TECHNOLOGY, MULTI FLOW TO MAINTAIN AN EVEN TEMPERATURE THROUGHOUT THE REFRIGERATOR, SMART FLEXIBLE DRAWER WITH FOUR INDIVIDUAL TEMPERATURE ZONES, SLIDE & FOLD SHELF, LED LIGHTING, FREEZER DRAWER BIN	ICE AND WATER DISPENSER (REQUIRES PLUMBING) WITH BUILT-IN LIGHT, TWIN COOLING SYSTEM TECHNOLOGY, SMART DIVIDER DRAWER WITH FOUR INDIVIDUAL TEMPERATURE ZONES, 2 STEP FOLDABLE SHELF, TEMPERED GLASS SHELVES
PRODUCT DIMENSIONS (MM)	700 (W) X 1700 (H) X 746.6 (D)	817 (W) X 1798 (H) X 755 (D)	817 (W) X 1798 (H) X 825 (D)	908 (W) X 1777 (H) X 788 (D)	908 (W) X 1777 (H) X 788 (D)
WARRANTY	2 YEARS	2 YEARS	2 YEARS	2 YEARS	2 YEARS
COLOUR FINISH	BLACK LAYERED STEEL	STAINLESS STEEL	LAYERED STEEL	BLACK LAYERED STEEL	LAYERED STEEL
					
MODEL NUMBER	SRF717CDBLS	SRF719DLS	SRL458ELS		
PRODUCT	719L FRENCH DOOR CONVERTIBLE REFRIGERATOR BLACK STEEL	719L FRENCH DOOR CONVERTIBLE REFRIGERATOR	458L BOTTOM MOUNT REFRIGERATOR		
CAPACITY	407 LITRE FRIDGE, 145 LITRE FREEZER, 145 LITRE COOL SELECT ZONE, 22 LITRE ICE MAKER	407 LITRE FRIDGE, 145 LITRE FREEZER, 145 LITRE COOL SELECT ZONE, 22 LITRE ICE MAKER	309 LITRE FRIDGE, 149 LITRE FREEZER		
DOOR HINGE	DUAL	DUAL	RIGHT		
ENERGY RATING	2.5 STARS	2.5 STARS	4 STARS		
ADDITIONAL FEATURES	ICE AND WATER DISPENSER (PLUMBING REQUIRED), TRIPLE COOLING TECHNOLOGY, MULTI FLOW TO MAINTAIN AN EVEN TEMPERATURE THROUGHOUT THE REFRIGERATOR, FOLDABLE SHELF, CONVERTIBLE FOURTH DOOR FREEZER COOL SELECT ZONE, COUNTER DEPTH	ICE AND WATER DISPENSER (PLUMBING REQUIRED), TRIPLE COOLING TECHNOLOGY, MULTI FLOW TO MAINTAIN AN EVEN TEMPERATURE THROUGHOUT THE REFRIGERATOR, FOLDABLE SHELF, CONVERTIBLE FOURTH DOOR FREEZER COOL SELECT ZONE, COUNTER DEPTH	MULTI FLOW COOLING, FLIP UP SHELF, TWIST ICE MAKER, LED LIGHTING		
PRODUCT DIMENSIONS (MM)	908 (W) X 1825 (H) X 733 (D)	908 (W) X 1825 (H) X 733 (D)	700 (W) X 1700 (H) X 746 (D)		
WARRANTY	2 YEARS	2 YEARS	2 YEARS		
COLOUR FINISH	BLACK STEEL	LAYERED STEEL	LAYERED STEEL		

WESTINGHOUSE

FRIDGES

MODEL NUMBER	WBE4514SA-R	WBE5314SA-R	WTB4600WA-R	WSE6200WA	WSE6900SA
PRODUCT	450L BOTTOM MOUNT REFRIGERATOR	530L BOTTOM MOUNT REFRIGERATOR	460L TOP MOUNT REFRIGERATOR	620L SIDE BY SIDE REFRIGERATOR	690L SIDE BY SIDE REFRIGERATOR
CAPACITY	295 LITRE FRIDGE, 160 LITRE FREEZER	344 LITRE FRIDGE, 185 LITRE FREEZER	342 LITRE FRIDGE, 120 LITRE FREEZER	337 LITRE FRIDGE, 242 LITRE FREEZER	447 LITRE FRIDGE, 242 LITRE FREEZER
DOOR HINGE	RIGHT	RIGHT	RIGHT	DUAL	DUAL
ENERGY RATING	3.5 STARS	3.5 STARS	3 STARS	3 STARS	3 STARS
ADDITIONAL FEATURES	ADJUSTABLE SOLUTIONS WITH FLEXSPACE	ADJUSTABLE SOLUTIONS WITH FLEXSPACE	FLEXSPACE INTERIOR	DRINK CHILL ALARM	FLEXSTOR STORAGE SYSTEM
PRODUCT DIMENSIONS (MM)	699 (W) X 1725 (H) X 759 (D)	796 (W) X 1725 (H) X 759 (D)	699 (W) X 1725 (H) X 730 (D)	912 (W) X 1784 (H) X 784 (D)	1000 (W) X 1742 (H) X 784 (D)
WARRANTY	2 YEARS	2 YEARS	2 YEARS	2 YEARS	2 YEARS
COLOUR FINISH	STAINLESS STEEL	STAINLESS STEEL	WHITE	WHITE	STAINLESS STEEL

WHIRLPOOL

FRIDGES

MODEL NUMBER	WHPBM43700XX	WHPBM52800XX	WHPTM41700WH		
PRODUCT	420L BOTTOM MOUNT REFRIGERATOR	520L BOTTOM MOUNT REFRIGERATOR	410L TOP MOUNT REFRIGERATOR		
CAPACITY	298 LITRE FRIDGE, 137 LITRE FREEZER	354 LITRE FRIDGE, 166 LITRE FREEZER	296 LITRE FRIDGE, 109 LITRE FREEZER		
DOOR HINGE	RIGHT	RIGHT	RIGHT		
ENERGY RATING	2.5 STARS	2.5 STARS	3 STARS		
ADDITIONAL FEATURES	MULTI AIRFLOW SYSTEM	MULTI AIRFLOW SYSTEM	FRESH N SORT MINI CRISPER		
PRODUCT DIMENSIONS (MM)	680 (W) X 1756 (H) X 735 (D)	790 (W) X 1756 (H) X 745 (D)	700 (W) X 1645 (H) X 710 (D)		
WARRANTY	2 YEARS	2 YEARS	2 YEARS		
COLOUR FINISH	STAINLESS STEEL	STAINLESS STEEL	WHITE		



SHOWROOM LOCATIONS

ACT

BELCONNEN
FYSHWICK
TUGGERANONG

NSW

ALBURY
ALEXANDRIA
ARTARMON
AUBURN
BALLINA
BANKSTOWN
BATHURST
BLACKTOWN
CAMPBELLTOWN
CARINGBAH
CASTLE HILL
CASULA
CHATSWOOD
COFFS HARBOUR
DUBBO
ERINA
KOTARA
MAITLAND
MARSDEN PARK
PENRITH
PORT MACQUARIE
ROCKDALE
TAMWORTH
TEMPE
TUGGERAH
TWEED HEADS
WAGGA WAGGA
WARNERS BAY
WARRAWONG
WETHERILL PARK

NT

DARWIN

VIC

BALLARAT
BAYSWATER
BENDIGO
BRIGHTON
CHADSTONE
CHIRNSIDE PARK
CRANBOURNE
DANDENONG
ESSENDON
FRANKSTON
GEELONG
HOPPERS
CROSSING
MARIBYRNONG
MELTON
MILDURA
MOORABBIN
MORNINGTON
NARRE WARREN
NORTHLAND
NUNAWADING
PAKENHAM
SHEPPARTON
SUNBURY
TAYLORS LAKES
THOMASTOWN
TRARALGON
WARRNAMBOOL

TAS

MOONAH

QLD

BROWNS PLAINS
BUNDABERG
BUNDALL
CAIRNS
CAPALABA
CARSELDINE

HELENSVALE

HERVEY BAY
IPSWICH
KAWANA WATERS
LOGANHOLME
LUTWYCHE
MACKAY
MAROOCHYDORE
MORAYFIELD
MT GRAVATT
NORTH LAKES
OXLEY
ROCKHAMPTON
TINGALPA
TOOWOOMBA
TOWNSVILLE
ROBINA

SA

GEPPS CROSS
HECTORVILLE
MARION
MILE END
NOARLUNGA

WA

BELMONT
BUNBURY
BUSSELTON
CANNINGTON
CLARKSON
COCKBURN
GERALDTON
JOONDALUP
MALAGA
MANDURAH
MIDLAND
O'CONNOR
OSBORNE PARK
ROCKINGHAM



FOR MORE INFORMATION VISIT THEGOODGUYS.COM.AU