



982

Wheel Loader

Technical Specifications

Not all attachments available in all regions. Consult your Cat® dealer for specific configurations available in your region.

Table of Contents

Specifications	2
Engine	2
Buckets	2
Weight	2
Operating Specifications	2
Transmission	2
Hydraulic System	3
Brakes	3
Axles	3
Service Refill Capacities	3
Cab	3
Sound	3
Air Conditioning System	3
Dimensions	4
Tire Options	5
Bucket Fill Factors and Selection Guide	6
Operating Specifications – Buckets	8
Standard and Optional Equipment	25

982 Wheel Loader Specifications

Engine – (Tier 4 Final/Stage V)

Engine Model	Cat C13	
Engine Power @ 1,700 rpm ISO 14396:2002	322 kW	432 hp
Gross Power @ 1,700 rpm SAE J1995:2014	325 kW	436 hp
Net Power @ 1,700 rpm ISO 9249:2007, SAE J1349:2011	301 kW	404 hp
Engine Torque (1,200 rpm) ISO 14396:2002	2197 N·m	1,620 lbf-ft
Gross Torque (1,200 rpm) SAE J1995:2014	2218 N·m	1,636 lbf-ft
Net Torque (1,100 rpm) ISO 9249:2007, SAE J1349:2011	2054 N·m	1,515 lbf-ft
Bore	130 mm	5.12 in
Stroke	157 mm	6.18 in
Displacement	12.5 L	763 in ³

- Cat engine meets U.S. EPA Tier 4 Final, EU Stage V, Korea Tier 4 Final and Japan 2014 emission standards.
- The net power advertised is the power available at the flywheel when the engine is equipped with fan, alternator, air cleaner and aftertreatment.

Buckets

Bucket Capacities	4.8-17.2 m ³	6.25-22.5 yd ³
-------------------	-------------------------	---------------------------

Weight

Operating Weight	35 510 kg	78,264 lb
------------------	-----------	-----------

- Weight based on a machine configuration with Bridgestone 875/65R29 VLTS L4 radial tires, full fluids, operator, standard counterweight, ride control, cold start, roading fenders, Product Link™, open differential axles (front/rear), secondary steering, sound suppression, and a 6.1 m³ (8.0 yd³) general purpose bucket with BOCE.

Operating Specifications

Static Tipping Load – Full 40° Turn		
With Tire Deflection	21 110 kg	46,526 lb
No Tire Deflection	22 418 kg	49,410 lb
Breakout Force	262 kN	59,060 lbf

- For a machine configuration as defined under “Weight.”
- Full compliance to ISO 14397-1:2007 Sections 1 thru 6, which requires 2% verification between calculations and testing.

Transmission

Forward 1	6.2 km/h	3.9 mph
Forward 2	11.9 km/h	7.4 mph
Forward 3	21.1 km/h	13.1 mph
Forward 4	37.5 km/h	23.3 mph
Reverse 1	7.0 km/h	4.3 mph
Reverse 2	13.6 km/h	8.5 mph
Reverse 3	24.1 km/h	15 mph
Reverse 4	39.5 km/h	24.5 mph

- Maximum travel speed in standard vehicle with empty bucket and standard L4 tires with 914 mm (36 in) roll radius.

982 Wheel Loader Specifications

Hydraulic System

Implement Pump Type	Variable Displacement Piston, load sensing	
Implement System		
Maximum Pump Output (2,250 rpm)	449 L/min	119 gal/min
Maximum Operating Pressure	34 300 kPa	4,975 psi
Optional 3 rd Function Maximum Flow	240 L/min	63 gal/min
Optional 3 rd Function Maximum Pressure at Work Tool	20 684 kPa	3,000 psi
Hydraulic Cycle Time with Rated Payload:		
Raise from Carry Position	5.3 sec	
Dump, at Maximum Raise	1.7 sec	
Lower, Empty, Float Down	3.1 sec	
Total	10.1 sec	

Brakes

Brakes	Brakes meet ISO 3450:2011 standards
--------	-------------------------------------

Axles

Front	Fixed, open differential
Rear	Oscillating, open differential

Service Refill Capacities

Fuel Tank	426 L	112.5 gal
DEF Tank	21 L	5.5 gal
Cooling System	52 L	13.7 gal
Crankcase	37 L	9.8 gal
Transmission	77 L	20.3 gal
Differentials and Final Drives – Front	92 L	24.3 gal
Differentials and Final Drives – Rear	92 L	24.3 gal
Hydraulic Tank	153 L	40.4 gal

Cab

ROPS/FOPS	ROPS/FOPS meet ISO 3471:2008 and ISO 3449:2005 Level II standards
-----------	--

Sound

With Cooling Fan Speed at Maximum Value:

Operator Sound Pressure Level (ISO 6396:2008)	72 dB(A)
Exterior Sound Power Level (ISO 6395:2008)	112 dB(A)
Exterior Sound Pressure Level (SAE J88:2013)	78 dB(A)*

*Distance of 15 m (49.2 ft), moving forward in second gear ratio.

With Cooling Fan Speed at 70% of Maximum Value:**

Operator Sound Pressure Level (ISO 6396:2008)	72 dB(A)
Exterior Sound Power Level	109 dB(A)***

** For machines in European Union countries and in countries that adopt the “EU Directives.”

*** European Union Directive “2000/14/EC” as amended by “2005/88/EC.”

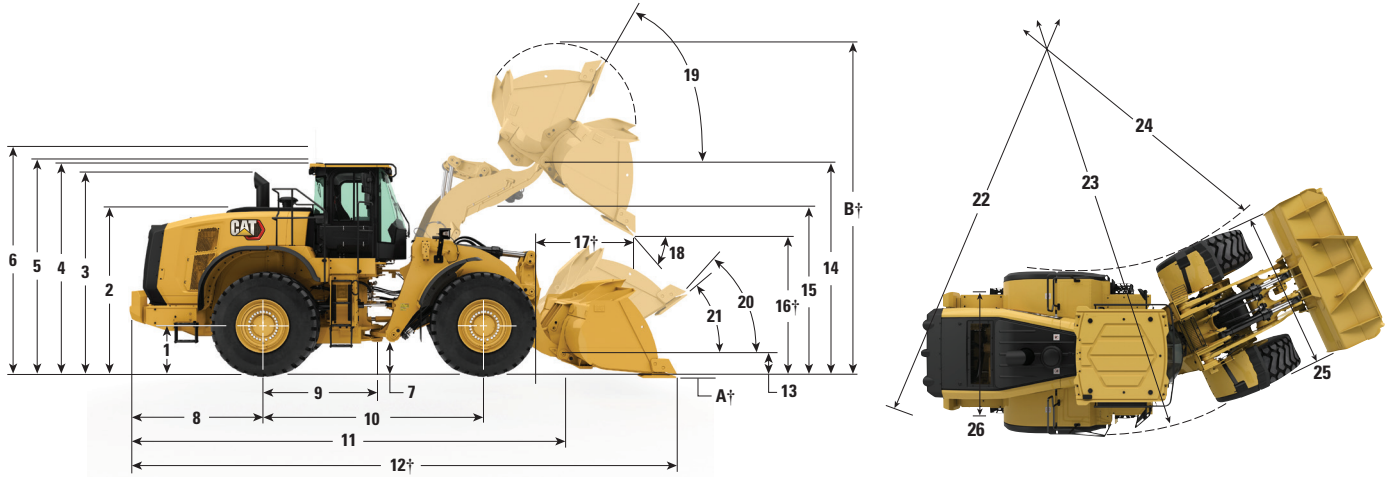
Air Conditioning System

- The air conditioning system on this machine contains the fluorinated greenhouse gas refrigerant R134a (Global Warming Potential = 1430). The system contains 1.6 kg (3.5 lb) of refrigerant which has a CO₂ equivalent of 2.288 metric tonnes (2.522 tons).

982 Wheel Loader Specifications

Dimensions

All dimensions are approximate.



	Standard Lift		High Lift	
1 Height to Axle Centerline	871 mm	2'10"	871 mm	2'10"
2 Height to Top of Hood	3036 mm	10'0"	3036 mm	10'0"
3 Height to Top of Exhaust Pipe	3736 mm	12'4"	3736 mm	12'4"
4 Height to Top of ROPS	3801 mm	12'6"	3801 mm	12'6"
5 Height to Top of Product Link Antenna	3807 mm	12'6"	3807 mm	12'6"
6 Height to Top of Warning Beacon	4080 mm	13'5"	4080 mm	13'5"
7 Ground Clearance	428 mm	1'4"	428 mm	1'4"
8 Center Line of Rear Axle to Edge of Counterweight	2729 mm	9'0"	2843 mm	9'4"
9 Center Line of Rear Axle to Hitch	1900 mm	6'3"	1900 mm	6'3"
10 Wheelbase	3800 mm	12'6"	3800 mm	12'6"
11 Overall Length (without bucket)	8597 mm	28'3"	9104 mm	29'11"
12 Shipping Length (with bucket level on ground)*†	10 184 mm	33'5"	10 692 mm	35'1"
13 Hinge Pin Height at Carry Height	791 mm	2'7"	896 mm	2'11"
14 Hinge Pin Height at Maximum Lift	4741 mm	15'6"	5150 mm	16'10"
15 Lift Arm Clearance at Maximum Lift	3902 mm	12'9"	4069 mm	13'4"
16 Dump Clearance at Maximum Lift and 45° Discharge*†	3362 mm	11'0"	3771 mm	12'4"
17 Reach at Maximum Lift and 45° Discharge*†	1569 mm	5'1"	1631 mm	5'4"
18 Dump Angle at Maximum Lift and Dump (on stops)*	50 degrees		50 degrees	
19 Rack Back at Maximum Lift*	57 degrees		56 degrees	
20 Rack Back at Carry Height*	48 degrees		49 degrees	
21 Rack Back at Ground*	39 degrees		40 degrees	
22 Clearance Circle (dia) to Counterweight	13 938 mm	45'9"	13 976 mm	45'11"
23 Clearance Circle (dia) to Outside of Tires	13 911 mm	45'8"	13 911 mm	45'8"
24 Clearance Circle (dia) to Inside of Tires	6970 mm	22'11"	6970 mm	22'11"
25 Width over Tires (unloaded)	3456 mm	11'5"	3456 mm	11'5"
Width over Tires (loaded)	3471 mm	11'5"	3471 mm	11'5"
26 Tread Width	2540 mm	8'4"	2540 mm	8'4"

†Dimensions are listed in Operating Specifications charts.

All height and tire related dimensions are with Bridgestone 875/65R29 VLTS L4 radial tires (see Tire Option Chart for other tires). "Width over Tires" dimensions are over the bulge and include growth.

• All dimensions are approximate and based on machine equipped with 6.1 m³ (8.0 yd³) general purpose bucket with BOCE and Bridgestone 875/65R29 VLTS L4 radial tires (see Operating Specifications for other buckets).

982 Wheel Loader Specifications

Tire Options

Tire Brand	Bridgestone	Bridgestone	Michelin	Bridgestone	Maxam
Tire Size	875/65R29	875/65R29	875/65R29	33/65R29	875/65R29
Tread Type	L-4	L-3	L-3	L-5	L-4
Tread Pattern	VLTS	VTS	XHA2	VSDL	MS405DX
Width over Tires – Maximum (empty)*	3456 mm 11'5"	3455 mm 11'5"	3496 mm 11'6"	3440 mm 11'4"	3474 mm 11'5"
Width over Tires – Maximum (loaded)*	3471 mm 11'5"	3464 mm 11'5"	3491 mm 11'6"	3457 mm 11'5"	3486 mm 11'6"
Change in Vertical Dimensions (average of front and rear)		-3 mm -0.1"	-13 mm -0.5"	37 mm 1.5"	-19 mm -0.7"
Change in Horizontal Reach		2 mm 0.1"	-1 mm 0"	-30 mm -1.2"	0 mm 0"
Change in Clearance Circle to Outside of Tires		-7 mm -0.3"	20 mm 0.8"	-13 mm -0.5"	16 mm 0.6"
Change in Clearance Circle to Inside of Tires		7 mm 0.3"	-20 mm -0.8"	13 mm 0.5"	-16 mm -0.6"
Change in Operating Weight (without Ballast)		-76 kg -168 lb	-356 kg -785 lb	1240 kg 2,734 lb	60 kg 132 lb
Change in Static Tipping Load – Straight		-50 kg -111 lb	-236 kg -520 lb	822 kg 1,811 lb	40 kg 88 lb
Change in Static Tipping Load – Articulated		-44 kg -97 lb	-206 kg -454 lb	718 kg 1,583 lb	35 kg 77 lb
Rear Axle Oscillation Angle	±13 degrees	±13 degrees	±13 degrees	±13 degrees	±13 degrees
Maximum Single-wheel Rise and Fall	571 mm 1'10"	571 mm 1'10"	571 mm 1'10"	571 mm 1'10"	571 mm 1'10"

*Width over tire bulge and includes tire growth.

982 Wheel Loader Specifications

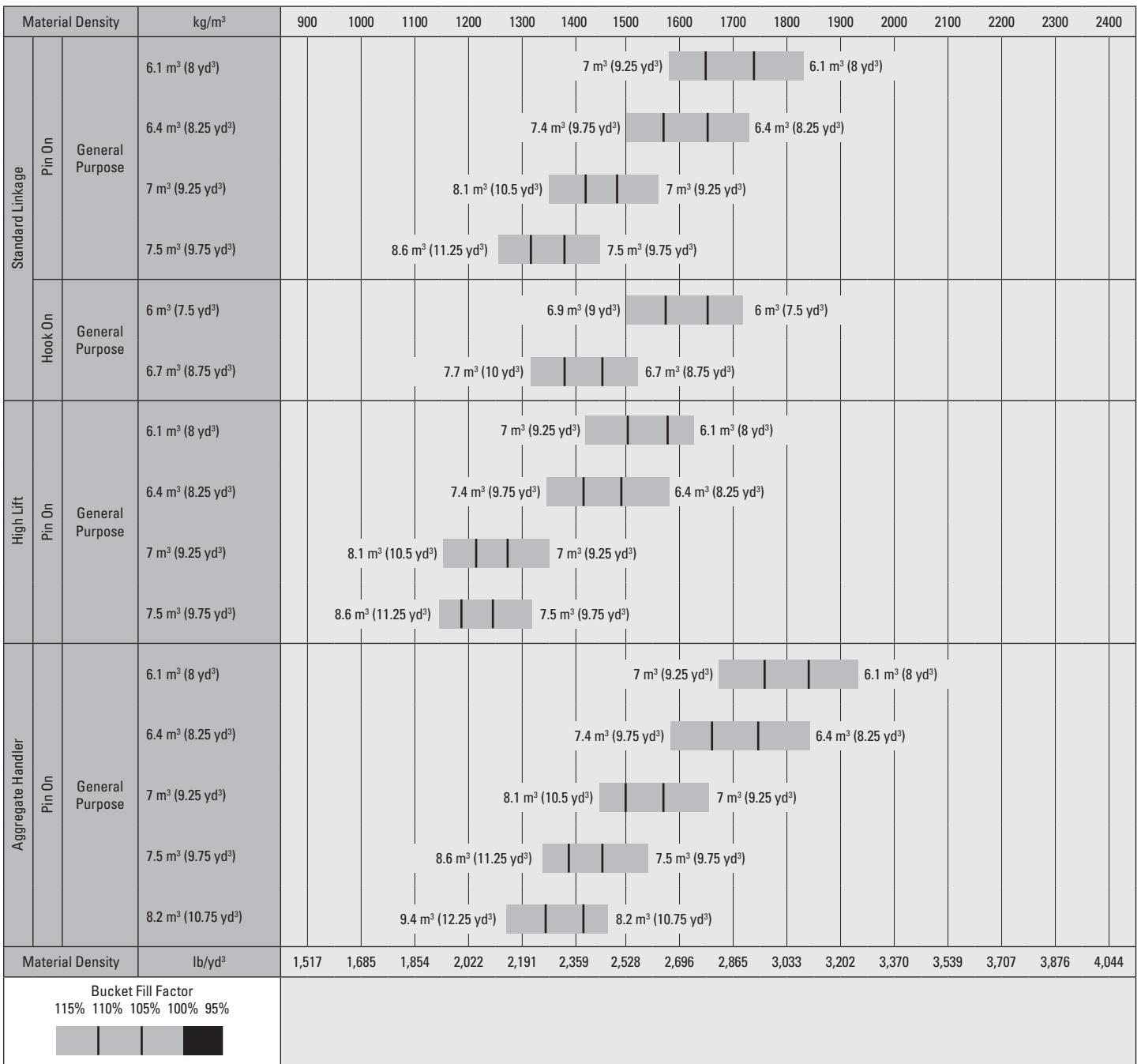
Bucket Fill Factors and Selection Guide

The bucket size must be chosen based on the density of the material and on the expected fill factor. The Cat Performance Series Buckets with longer floor, larger bucket opening, increased repository angle, rounded side boards and integrated spill guard, demonstrate fill factors significantly higher than previous generation or non Cat buckets. The actual volume handled by the machine is thus often larger than the rated capacity.

Loose Material		Fill Factor (%)*	Material Density
Earth/Clay		115	1.5-1.7
Sand and Gravel		115	1.5-1.7
Aggregate:	25-76 mm (1 to 3 in)	110	1.6-1.7
	19 mm (0.75 in) and smaller	105	1.8
Rock:	76 mm (3 in) and larger	100	1.6

*As a % of ISO 7546 rated capacity.

Note: Fill Factors achieved will also depend on whether the product is washed or not washed.



Note: All buckets are showing Bolt-On Edges.

982 Wheel Loader Specifications

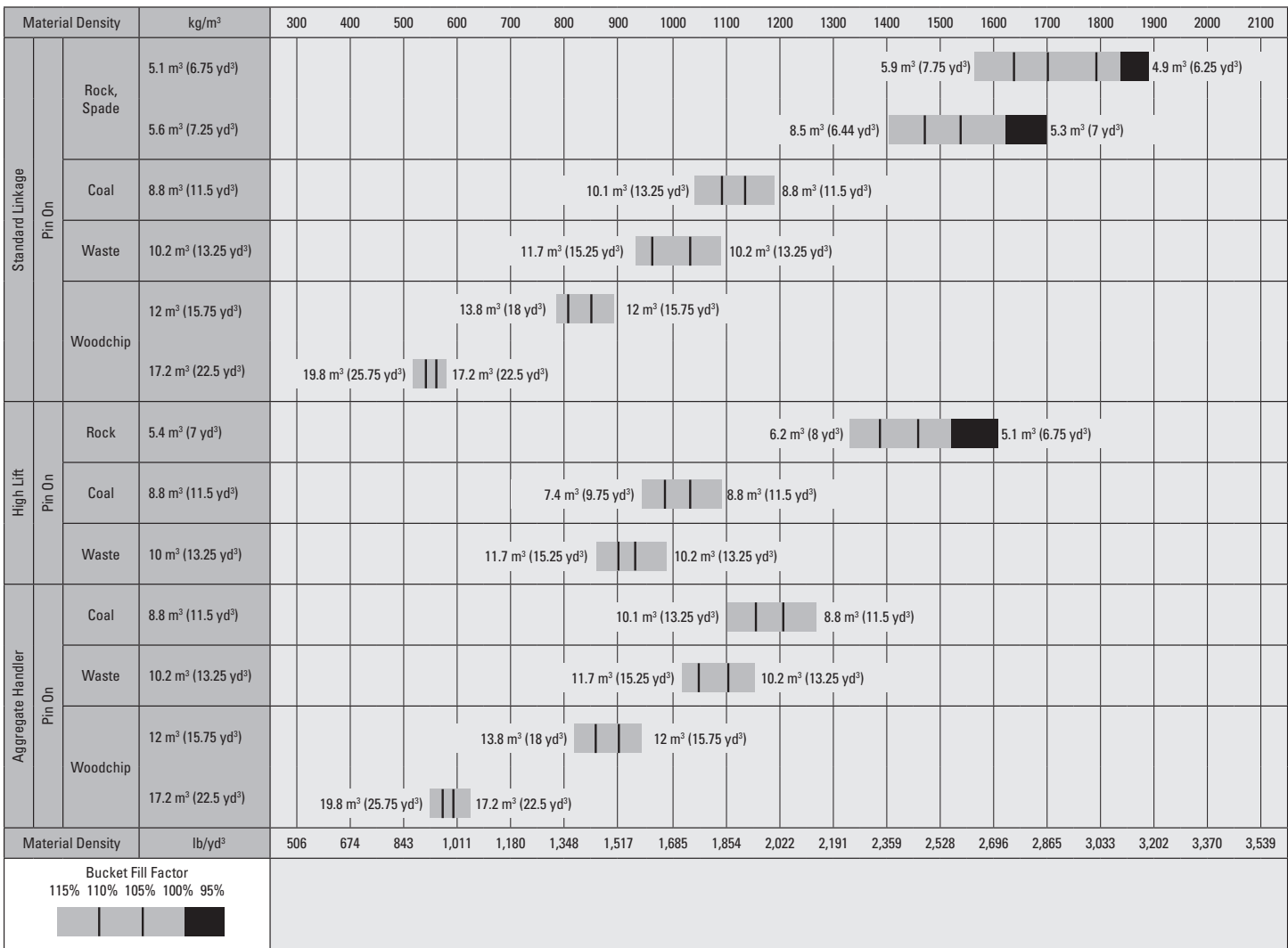
Bucket Fill Factors and Selection Guide

The bucket size must be chosen based on the density of the material and on the expected fill factor. The Cat Performance Series Buckets with longer floor, larger bucket opening, increased repository angle, rounded side boards and integrated spill guard, demonstrate fill factors significantly higher than previous generation or non Cat buckets. The actual volume handled by the machine is thus often larger than the rated capacity.

Loose Material		Fill Factor (%)*	Material Density
Earth/Clay		115	1.5-1.7
Sand and Gravel		115	1.5-1.7
Aggregate:	25-76 mm (1 to 3 in)	110	1.6-1.7
	19 mm (0.75 in) and smaller	105	1.8
Rock:	76 mm (3 in) and larger	100	1.6

*As a % of ISO 7546 rated capacity.

Note: Fill Factors achieved will also depend on whether the product is washed or not washed.



Note: All buckets are showing Bolt-On Edges.

982 Wheel Loader Specifications

Operating Specifications – Buckets

Linkage		Standard Linkage								
Bucket Type		General Purpose – Pin On – Abrasion								
Edge Type		Bolt-On Cutting Edges	Teeth and Segments	Tips	Bolt-On Cutting Edges	Teeth and Segments	Tips	Bolt-On Cutting Edges	Teeth and Segments	Tips
Capacity – Rated	m ³	6.10	6.10	5.70	6.40	6.40	6.10	7.00	7.00	6.70
	yd ³	8.00	8.00	7.50	8.25	8.25	8.00	9.25	9.25	8.75
Capacity – Rated at 110% Fill Factor	m ³	6.70	6.70	6.30	7.00	7.00	6.70	7.70	7.70	7.40
	yd ³	8.75	8.75	8.25	9.25	9.25	8.75	10.00	10.00	9.75
Width	mm	3602	3665	3665	3602	3665	3665	3602	3665	3665
	ft/in	11'9"	12'0"	12'0"	11'9"	12'0"	12'0"	11'9"	12'0"	12'0"
16 † Dump Clearance at Maximum Lift and 45° Discharge	mm	3362	3194	3194	3325	3156	3156	3275	3106	3106
	ft/in	11'0"	10'5"	10'5"	10'10"	10'4"	10'4"	10'8"	10'2"	10'2"
17 † Reach at Maximum Lift and 45° Discharge	mm	1569	1703	1703	1602	1735	1735	1644	1776	1776
	ft/in	5'1"	5'7"	5'7"	5'3"	5'8"	5'8"	5'4"	5'9"	5'9"
Reach at Level Lift Arm and Bucket Level	mm	3257	3468	3468	3307	3518	3518	3374	3585	3585
	ft/in	10'8"	11'4"	11'4"	10'10"	11'6"	11'6"	11'0"	11'9"	11'9"
A † Digging Depth	mm	119	119	84	119	119	84	119	119	84
	in	4.6"	4.6"	3.3"	4.6"	4.6"	3.3"	4.6"	4.6"	3.3"
12 † Overall Length	mm	10 184	10 419	10 419	10 234	10 469	10 469	10 301	10 536	10 536
	ft/in	33'5"	34'3"	34'3"	33'7"	34'5"	34'5"	33'10"	34'7"	34'7"
B † Overall Height with Bucket at Maximum Lift	mm	6590	6590	6590	6639	6639	6639	6706	6706	6706
	ft/in	21'8"	21'8"	21'8"	21'10"	21'10"	21'10"	22'0"	22'0"	22'0"
Loader Clearance Circle Radius with Bucket at Carry Position	mm	7885	7993	7993	7900	8009	8009	7921	8030	8030
	ft/in	25'11"	26'3"	26'3"	26'0"	26'4"	26'4"	26'0"	26'5"	26'5"
Static Tipping Load, Straight (ISO)*	kg	24 782	24 683	25 102	24 573	24 474	24 904	24 339	24 239	24 655
	lb	54,619	54,401	55,326	54,160	53,941	54,889	53,643	53,422	54,341
Static Tipping Load, Straight (Rigid Tire)*	kg	26 088	25 989	26 426	25 888	25 788	26 234	25 661	25 560	25 993
	lb	57,500	57,280	58,244	57,058	56,837	57,821	56,559	56,336	57,288
Static Tipping Load, Articulated (ISO)*	kg	21 110	21 011	21 400	20 910	20 810	21 209	20 685	20 585	20 972
	lb	46,526	46,308	47,165	46,086	45,867	46,744	45,590	45,370	46,222
Static Tipping Load, Articulated (Rigid Tire)*	kg	22 418	22 318	22 724	22 226	22 126	22 540	22 009	21 908	22 310
	lb	49,410	49,191	50,085	48,987	48,766	49,678	48,509	48,286	49,171
Breakout Force (§)	kN	262	262	281	253	253	271	242	242	258
	lbf	59,060	58,913	63,246	57,055	56,907	60,981	54,561	54,413	58,177
Operating Weight*	kg	35 510	35 582	35 422	35 641	35 713	35 553	35 782	35 854	35 694
	lb	78,264	78,423	78,070	78,552	78,712	78,359	78,863	79,023	78,670

* Static tipping loads and operating weights shown are based on a machine configuration with Bridgestone 875/65R29 VLTS L4 radial tires, full fluids, operator, standard counterweight, ride control, cold start, roading fenders, Product Link, limited slip differentials, power train guard, secondary steering and sound suppression.

† Illustration shown with Dimension charts.

*** Rock bucket specifications are given on Bridgestone 33/65R29 VSDL L5 radial tires.

(§) Measured 102 mm (4") behind tip of cutting edge with bucket hinge pin as pivot point in accordance with SAE J732C.

(§) Specifications and ratings conform to all applicable standards recommended by the Society of Automotive Engineers, including SAE Standard J732C governing loader ratings.

(ISO) Full compliance to ISO 14397-1:2007 Sections 1 thru 6, which requires 2% verification between calculations and testing.

(Rigid Tire) Compliance to ISO 14397-1:2007 Sections 1 thru 5.

Other buckets are available and offerings vary by region. Consult your local Cat dealer for further details.

982 Wheel Loader Specifications

Operating Specifications – Buckets (continued)

Linkage		Standard Linkage								
Bucket Type		General Purpose – Pin On – Abrasion						General Purpose – Pin On – HD		
Edge Type		Bolt-On Cutting Edges	Teeth and Segments	Tips	Bolt-On Cutting Edges	Teeth and Segments	Tips	Bolt-On Cutting Edges	Teeth and Segments	Tips
Capacity – Rated	m ³	7.50	7.50	7.20	8.20	8.20	7.90	7.50	7.50	7.00
	yd ³	9.75	9.75	9.50	10.75	10.75	10.25	9.75	9.75	9.25
Capacity – Rated at 110% Fill Factor	m ³	8.30	8.30	7.90	9.00	9.00	8.70	8.30	8.30	7.70
	yd ³	10.75	10.75	10.25	11.75	11.75	11.50	10.75	10.75	10.00
Width	mm	3602	3665	3665	3602	3665	3665	3602	3665	3665
	ft/in	11'9"	12'0"	12'0"	11'9"	12'0"	12'0"	11'9"	12'0"	12'0"
16 † Dump Clearance at Maximum Lift and 45° Discharge	mm	3224	3055	3055	3151	2981	2981	3234	3064	3064
	ft/in	10'6"	10'0"	10'0"	10'4"	9'9"	9'9"	10'7"	10'0"	10'0"
17 † Reach at Maximum Lift and 45° Discharge	mm	1689	1820	1820	1755	1885	1885	1697	1828	1828
	ft/in	5'6"	5'11"	5'11"	5'9"	6'2"	6'2"	5'6"	6'0"	6'0"
Reach at Level Lift Arm and Bucket Level	mm	3442	3653	3653	3542	3753	3753	3442	3653	3653
	ft/in	11'3"	11'11"	11'11"	11'7"	12'3"	12'3"	11'3"	11'11"	11'11"
A † Digging Depth	mm	119	119	84	119	119	84	107	107	72
	in	4.6"	4.6"	3.3"	4.6"	4.6"	3.3"	4.2"	4.2"	2.8"
12 † Overall Length	mm	10 369	10 604	10 604	10 469	10 704	10 704	10 362	10 597	10 597
	ft/in	34'1"	34'10"	34'10"	34'5"	35'2"	35'2"	34'0"	34'10"	34'10"
B † Overall Height with Bucket at Maximum Lift	mm	6773	6773	6773	6868	6868	6868	6777	6777	6777
	ft/in	22'3"	22'3"	22'3"	22'7"	22'7"	22'7"	22'3"	22'3"	22'3"
Loader Clearance Circle Radius with Bucket at Carry Position	mm	7943	8052	8052	7974	8085	8085	7938	8048	8048
	ft/in	26'1"	26'5"	26'5"	26'2"	26'7"	26'7"	26'1"	26'5"	26'5"
Static Tipping Load, Straight (ISO)*	kg	24 134	24 033	24 449	23 806	23 705	24 107	23 444	23 343	21 902
	lb	53,192	52,970	53,887	52,470	52,245	53,133	51,670	51,448	48,273
Static Tipping Load, Straight (Rigid Tire)*	kg	25 465	25 363	25 794	25 148	25 045	25 462	24 770	24 669	22 980
	lb	56,124	55,900	56,851	55,426	55,199	56,119	54,594	54,370	50,649
Static Tipping Load, Articulated (ISO)*	kg	20 491	20 390	20 776	20 178	20 076	20 451	19 795	19 694	18 520
	lb	45,163	44,940	45,791	44,473	44,249	45,075	43,629	43,407	40,818
Static Tipping Load, Articulated (Rigid Tire)*	kg	21 823	21 721	22 122	21 520	21 417	21 807	21 123	21 021	19 612
	lb	48,097	47,873	48,757	47,432	47,205	48,062	46,555	46,331	43,225
Breakout Force (§)	kN	232	231	247	218	217	231	229	229	244
	lbf	52,243	52,094	55,582	49,093	48,944	52,078	51,650	51,508	54,960
Operating Weight*	kg	35 888	35 960	35 800	36 073	36 145	35 985	36 564	36 636	36 476
	lb	79,097	79,256	78,903	79,505	79,664	79,311	80,587	80,746	80,393

* Static tipping loads and operating weights shown are based on a machine configuration with Bridgestone 875/65R29 VLTS L4 radial tires, full fluids, operator, standard counterweight, ride control, cold start, roading fenders, Product Link, limited slip differentials, power train guard, secondary steering and sound suppression.

† Illustration shown with Dimension charts.

*** Rock bucket specifications are given on Bridgestone 33/65R29 VSDL L5 radial tires.

(§) Measured 102 mm (4") behind tip of cutting edge with bucket hinge pin as pivot point in accordance with SAE J732C.

(§) Specifications and ratings conform to all applicable standards recommended by the Society of Automotive Engineers, including SAE Standard J732C governing loader ratings.

(ISO) Full compliance to ISO 14397-1:2007 Sections 1 thru 6, which requires 2% verification between calculations and testing.

(Rigid Tire) Compliance to ISO 14397-1:2007 Sections 1 thru 5.

Other buckets are available and offerings vary by region. Consult your local Cat dealer for further details.

982 Wheel Loader Specifications

Operating Specifications – Buckets (continued)

Linkage		Standard Linkage								
Bucket Type		General Purpose – Pin On – HD			General Purpose – Pin On – Abrasion					
Edge Type		Bolt-On Cutting Edges	Teeth and Segments	Tips	Bolt-On Cutting Edges	Teeth and Segments	Tips	Bolt-On Cutting Edges	Teeth and Segments	Tips
Capacity – Rated	m ³	6.40	6.40	6.10	7.00	7.00	6.60	6.10	6.10	5.80
	yd ³	8.25	8.25	8.00	9.25	9.25	8.75	8.00	8.00	7.50
Capacity – Rated at 110% Fill Factor	m ³	7.00	7.00	6.70	7.70	7.70	7.30	6.70	6.70	6.40
	yd ³	9.25	9.25	8.75	10.00	10.00	9.50	8.75	8.75	8.25
Width	mm	3602	3665	3665	3646	3709	3709	3602	3665	3665
	ft/in	11'9"	12'0"	12'0"	11'11"	12'2"	12'2"	11'9"	12'0"	12'0"
16 † Dump Clearance at Maximum Lift and 45° Discharge	mm	3334	3166	3166	3282	3113	3113	3362	3194	3194
	ft/in	10'11"	10'4"	10'4"	10'9"	10'2"	10'2"	11'0"	10'5"	10'5"
17 † Reach at Maximum Lift and 45° Discharge	mm	1610	1743	1743	1652	1785	1785	1569	1703	1703
	ft/in	5'3"	5'8"	5'8"	5'5"	5'10"	5'10"	5'1"	5'7"	5'7"
Reach at Level Lift Arm and Bucket Level	mm	3307	3518	3518	3375	3586	3586	3257	3468	3468
	ft/in	10'10"	11'6"	11'6"	11'0"	11'9"	11'9"	10'8"	11'4"	11'4"
A † Digging Depth	mm	107	107	72	109	109	74	119	119	84
	in	4.2"	4.2"	2.8"	4.2"	4.2"	2.9"	4.6"	4.6"	3.3"
12 † Overall Length	mm	10 227	10 462	10 462	10 296	10 531	10 531	10 184	10 419	10 419
	ft/in	33'7"	34'4"	34'4"	33'10"	34'7"	34'7"	33'5"	34'3"	34'3"
B † Overall Height with Bucket at Maximum Lift	mm	6621	6621	6621	6706	6706	6706	6572	6572	6572
	ft/in	21'9"	21'9"	21'9"	22'0"	22'0"	22'0"	21'7"	21'7"	21'7"
Loader Clearance Circle Radius with Bucket at Carry Position	mm	7896	8005	8005	7937	8046	8046	7885	7993	7993
	ft/in	25'11"	26'4"	26'4"	26'1"	26'5"	26'5"	25'11"	26'3"	26'3"
Static Tipping Load, Straight (ISO)*	kg	23 902	23 803	24 084	24 453	24 353	24 755	24 684	24 586	25 072
	lb	52,681	52,462	53,082	53,896	53,675	54,561	54,404	54,187	55,259
Static Tipping Load, Straight (Rigid Tire)*	kg	25 210	25 110	25 400	25 777	25 676	26 091	25 999	25 899	26 396
	lb	55,563	55,342	55,983	56,812	56,590	57,504	57,302	57,083	58,176
Static Tipping Load, Articulated (ISO)*	kg	20 238	20 139	20 410	20 795	20 695	21 069	21 021	20 922	21 369
	lb	44,606	44,387	44,984	45,833	45,612	46,438	46,331	46,113	47,098
Static Tipping Load, Articulated (Rigid Tire)*	kg	21 548	21 448	21 727	22 119	22 018	22 405	22 337	22 237	22 694
	lb	47,492	47,271	47,887	48,751	48,529	49,382	49,231	49,012	50,018
Breakout Force (§)	kN	251	250	268	243	242	259	262	262	281
	lbf	56,526	56,385	60,425	54,616	54,473	58,238	59,039	58,891	63,223
Operating Weight*	kg	36 279	36 351	36 191	35 634	35 706	35 546	35 543	35 615	35 455
	lb	79,959	80,118	79,765	78,537	78,696	78,343	78,336	78,496	78,143

* Static tipping loads and operating weights shown are based on a machine configuration with Bridgestone 875/65R29 VLTS L4 radial tires, full fluids, operator, standard counterweight, ride control, cold start, roading fenders, Product Link, limited slip differentials, power train guard, secondary steering and sound suppression.

† Illustration shown with Dimension charts.

*** Rock bucket specifications are given on Bridgestone 33/65R29 VSDL L5 radial tires.

(§) Measured 102 mm (4") behind tip of cutting edge with bucket hinge pin as pivot point in accordance with SAE J732C.

(§) Specifications and ratings conform to all applicable standards recommended by the Society of Automotive Engineers, including SAE Standard J732C governing loader ratings.

(ISO) Full compliance to ISO 14397-1:2007 Sections 1 thru 6, which requires 2% verification between calculations and testing.

(Rigid Tire) Compliance to ISO 14397-1:2007 Sections 1 thru 5.

Other buckets are available and offerings vary by region. Consult your local Cat dealer for further details.

982 Wheel Loader Specifications

Operating Specifications – Buckets *(continued)*

Linkage		Standard Linkage					
Bucket Type		Pin On – Flat Floor			Pin On – Flat Floor – HD		
Edge Type		Bolt-On Cutting Edges	Teeth and Segments	Tips	Bolt-On Cutting Edges	Teeth and Segments	Tips
Capacity – Rated	m ³	6.40	6.40	6.10	7.00	7.00	6.70
	yd ³	8.25	8.25	8.00	9.25	9.25	8.75
Capacity – Rated at 110% Fill Factor	m ³	7.00	7.00	6.70	7.70	7.70	7.40
	yd ³	9.25	9.25	8.75	10.00	10.00	9.75
Width	mm	3602	3665	3665	3602	3665	3665
	ft/in	11'9"	12'0"	12'0"	11'9"	12'0"	12'0"
16† Dump Clearance at Maximum Lift and 45° Discharge	mm	3246	3069	3069	3198	3021	3021
	ft/in	10'7"	10'0"	10'0"	10'5"	9'10"	9'10"
17† Reach at Maximum Lift and 45° Discharge	mm	1516	1638	1638	1581	1703	1703
	ft/in	4'11"	5'4"	5'4"	5'2"	5'7"	5'7"
Reach at Level Lift Arm and Bucket Level	mm	3321	3532	3532	3401	3612	3612
	ft/in	10'10"	11'7"	11'7"	11'1"	11'10"	11'10"
A† Digging Depth	mm	119	119	84	107	107	72
	in	4.6"	4.6"	3.3"	4.2"	4.2"	2.8"
12† Overall Length	mm	10 248	10 483	10 483	10 321	10 556	10 556
	ft/in	33'8"	34'5"	34'5"	33'11"	34'8"	34'8"
B† Overall Height with Bucket at Maximum Lift	mm	6623	6623	6623	6707	6707	6707
	ft/in	21'9"	21'9"	21'9"	22'1"	22'1"	22'1"
Loader Clearance Circle Radius with Bucket at Carry Position	mm	7905	8014	8014	7925	8035	8035
	ft/in	25'12"	26'4"	26'4"	25'12"	26'5"	26'5"
Static Tipping Load, Straight (ISO)*	kg	24,184	24 086	24 506	23 067	22 968	23 367
	lb	53 303	53,086	54,011	50,839	50,621	51,502
Static Tipping Load, Straight (Rigid Tire)*	kg	25 459	25 360	25 794	24 346	24 246	24 660
	lb	56,112	55,894	56,851	53,660	53,440	54,351
Static Tipping Load, Articulated (ISO)*	kg	20 574	20 476	20 865	19 461	19 362	19 733
	lb	45,346	45,129	45,986	42,892	42,674	43,492
Static Tipping Load, Articulated (Rigid Tire)*	kg	21 852	21 753	22 156	20 744	20 644	21 028
	lb	48,163	47,945	48,833	45,720	45,500	46,347
Breakout Force (§)	kN	251	250	268	235	234	250
	lbf	56,505	56,357	60,362	52,804	52,662	56,262
Operating Weight*	kg	35 669	35 741	35 581	36 654	36 726	36 566
	lb	78,614	78,773	78,421	80,785	80,944	80,592

* Static tipping loads and operating weights shown are based on a machine configuration with Bridgestone 875/65R29 VLTS L4 radial tires, full fluids, operator, standard counterweight, ride control, cold start, roading fenders, Product Link, limited slip differentials, power train guard, secondary steering and sound suppression.

† Illustration shown with Dimension charts.

*** Rock bucket specifications are given on Bridgestone 33/65R29 VSDL L5 radial tires.

(§) Measured 102 mm (4") behind tip of cutting edge with bucket hinge pin as pivot point in accordance with SAE J732C.

(§) Specifications and ratings conform to all applicable standards recommended by the Society of Automotive Engineers, including SAE Standard J732C governing loader ratings.

(ISO) Full compliance to ISO 14397-1:2007 Sections 1 thru 6, which requires 2% verification between calculations and testing.

(Rigid Tire) Compliance to ISO 14397-1:2007 Sections 1 thru 5.

Other buckets are available and offerings vary by region. Consult your local Cat dealer for further details.

982 Wheel Loader Specifications

Operating Specifications – Buckets (continued)

Linkage		Standard Linkage					
Bucket Type		Pin On – Woodchip		Pin On – Waste	Pin On – Coal	Pin On – Rock, Spade***	
Edge Type		Bolt-On Cutting Edges	Bolt-On Cutting Edges	Bolt-On Cutting Edges	Bolt-On Cutting Edges	Teeth and Segments	Tips
Capacity – Rated	m ³	12.00	17.20	10.20	8.80	5.40	5.10
	yd ³	15.75	22.50	13.25	11.50	7.00	6.75
Capacity – Rated at 110% Fill Factor	m ³	13.20	18.90	11.20	9.70	5.90	5.60
	yd ³	17.25	24.75	14.75	12.75	7.75	7.25
Width	mm	4174	4434	3882	3639	3644	3644
	ft/in	13'8"	14'6"	12'8"	11'11"	11'11"	11'11"
16† Dump Clearance at Maximum Lift and 45° Discharge	mm	3019	2737	3051	3015	3150	3150
	ft/in	9'10"	8'11"	10'0"	9'10"	10'4"	10'4"
17† Reach at Maximum Lift and 45° Discharge	mm	1738	2027	1704	1743	1874	1874
	ft/in	5'8"	6'7"	5'7"	5'8"	6'1"	6'1"
Reach at Level Lift Arm and Bucket Level	mm	3638	4042	3592	3645	3637	3637
	ft/in	11'11"	13'3"	11'9"	11'11"	11'11"	11'11"
A† Digging Depth	mm	122	117	124	122	79	44
	in	4.8"	4.6"	4.8"	4.8"	3.1"	1.7"
12† Overall Length	mm	10 567	10 968	10 522	10 574	10 582	10 582
	ft/in	34'9"	36'0"	34'7"	34'9"	34'9"	34'9"
B† Overall Height with Bucket at Maximum Lift	mm	7056	7471	7421	6960	6587	6587
	ft/in	23'2"	24'7"	24'5"	22'10"	21'8"	21'8"
Loader Clearance Circle Radius with Bucket at Carry Position	mm	8258	8501	8116	8025	8040	8040
	ft/in	27'2"	27'11"	26'8"	26'4"	26'5"	26'5"
Static Tipping Load, Straight (ISO)*	kg	23 463	21 978	24 419	23 220	25 141	25 649
	lb	51,713	48,440	53,819	51,177	55,412	56,531
Static Tipping Load, Straight (Rigid Tire)*	kg	24 868	23 401	25 940	24 533	26 508	27 031
	lb	54,810	51,577	57,173	54,071	58,424	59,577
Static Tipping Load, Articulated (ISO)*	kg	19 813	18 407	20 702	19 658	21 336	21 823
	lb	43,669	40,570	45,629	43,327	47,026	48,099
Static Tipping Load, Articulated (Rigid Tire)*	kg	21 216	19 827	22 217	20 974	22 705	23 207
	lb	46,761	43,700	48,967	46,226	50,043	51,148
Breakout Force (§)	kN	205	163	213	205	233	251
	lbf	46,081	36,832	47,896	46,188	52,561	56,424
Operating Weight*	kg	36 459	37 229	36 225	36 180	37 331	37 057
	lb	80,354	82,051	79,838	79,739	82,276	81,672

* Static tipping loads and operating weights shown are based on a machine configuration with Bridgestone 875/65R29 VLTS L4 radial tires, full fluids, operator, standard counterweight, ride control, cold start, roading fenders, Product Link, limited slip differentials, power train guard, secondary steering and sound suppression.

† Illustration shown with Dimension charts.

*** Rock bucket specifications are given on Bridgestone 33/65R29 VSDL L5 radial tires.

(§) Measured 102 mm (4") behind tip of cutting edge with bucket hinge pin as pivot point in accordance with SAE J732C.

(§) Specifications and ratings conform to all applicable standards recommended by the Society of Automotive Engineers, including SAE Standard J732C governing loader ratings.

(ISO) Full compliance to ISO 14397-1:2007 Sections 1 thru 6, which requires 2% verification between calculations and testing.

(Rigid Tire) Compliance to ISO 14397-1:2007 Sections 1 thru 5.

Other buckets are available and offerings vary by region. Consult your local Cat dealer for further details.

982 Wheel Loader Specifications

Operating Specifications – Buckets (continued)

Linkage		Standard Linkage			
Bucket Type		Pin On – Rock, Spade***		Pin On – Rock, Spade – HD***	
Edge Type		Tips	Teeth and Segments	Tips	Teeth and Segments
Capacity – Rated	m ³	5.10	5.40	5.60	5.80
	yd ³	6.75	7.00	7.25	7.50
Capacity – Rated at 110% Fill Factor	m ³	5.60	5.90	6.20	6.40
	yd ³	7.25	7.75	8.00	8.25
Width	mm	3663	3663	3663	3663
	ft/in	12'0"	12'0"	12'0"	12'0"
16† Dump Clearance at Maximum Lift and 45° Discharge	mm	3183	3183	3139	3139
	ft/in	10'5"	10'5"	10'3"	10'3"
17† Reach at Maximum Lift and 45° Discharge	mm	1884	1884	1908	1908
	ft/in	6'2"	6'2"	6'3"	6'3"
Reach at Level Lift Arm and Bucket Level	mm	3620	3620	3670	3670
	ft/in	11'10"	11'10"	12'0"	12'0"
A† Digging Depth	mm	35	70	35	70
	in	1.3"	2.7"	1.3"	2.7"
12† Overall Length	mm	10 557	10 557	10 607	10 607
	ft/in	34'8"	34'8"	34'10"	34'10"
B† Overall Height with Bucket at Maximum Lift	mm	6577	6577	6622	6622
	ft/in	21'7"	21'7"	21'9"	21'9"
Loader Clearance Circle Radius with Bucket at Carry Position	mm	8038	8038	8054	8054
	ft/in	26'5"	26'5"	26'6"	26'6"
Static Tipping Load, Straight (ISO)*	kg	25 283	24 752	25 101	24 562
	lb	55,724	54,554	55,323	54,136
Static Tipping Load, Straight (Rigid Tire)*	kg	26 660	26 118	26 488	25 933
	lb	58,760	57,564	58,379	57,157
Static Tipping Load, Articulated (ISO)*	kg	21 452	20 940	21 277	20 758
	lb	47,282	46,153	46,894	45,751
Static Tipping Load, Articulated (Rigid Tire)*	kg	22 832	22 308	22 665	22 131
	lb	50,322	49,168	49,953	48,777
Breakout Force (§)	kN	252	234	244	227
	lbf	56,738	52,777	54,856	51,096
Operating Weight*	kg	37 454	37 756	37 568	37 869
	lb	82,548	83,213	82,799	83,464

* Static tipping loads and operating weights shown are based on a machine configuration with Bridgestone 875/65R29 VLTS L4 radial tires, full fluids, operator, standard counterweight, ride control, cold start, roading fenders, Product Link, limited slip differentials, power train guard, secondary steering and sound suppression.

† Illustration shown with Dimension charts.

*** Rock bucket specifications are given on Bridgestone 33/65R29 VSDL L5 radial tires.

(§) Measured 102 mm (4") behind tip of cutting edge with bucket hinge pin as pivot point in accordance with SAE J732C.

(§) Specifications and ratings conform to all applicable standards recommended by the Society of Automotive Engineers, including SAE Standard J732C governing loader ratings.

(ISO) Full compliance to ISO 14397-1:2007 Sections 1 thru 6, which requires 2% verification between calculations and testing.

(Rigid Tire) Compliance to ISO 14397-1:2007 Sections 1 thru 5.

Other buckets are available and offerings vary by region. Consult your local Cat dealer for further details.

982 Wheel Loader Specifications

Operating Specifications – Buckets (continued)

Linkage		High Lift Linkage								
Bucket Type		Pin On – Abrasion								
Edge Type		Bolt-On Cutting Edges	Teeth and Segments	Tips	Bolt-On Cutting Edges	Teeth and Segments	Tips	Bolt-On Cutting Edges	Teeth and Segments	Tips
Capacity – Rated	m ³	6.40	6.40	6.10	7.00	7.00	6.70	7.50	7.50	7.20
	yd ³	8.25	8.25	8.00	9.25	9.25	8.75	9.75	9.75	9.50
Capacity – Rated at 110% Fill Factor	m ³	7.00	7.00	6.70	7.70	7.70	7.40	8.30	8.30	7.90
	yd ³	9.25	9.25	8.75	10.00	10.00	9.75	10.75	10.75	10.25
Width	mm	3602	3665	3665	3602	3665	3665	3602	3665	3665
	ft/in	11'9"	12'0"	12'0"	11'9"	12'0"	12'0"	11'9"	12'0"	12'0"
16 † Dump Clearance at Maximum Lift and 45° Discharge	mm	3734	3565	3565	3684	3515	3515	3633	3464	3464
	ft/in	12'3"	11'8"	11'8"	12'1"	11'6"	11'6"	11'11"	11'4"	11'4"
17 † Reach at Maximum Lift and 45° Discharge	mm	1663	1796	1796	1706	1838	1838	1750	1881	1881
	ft/in	5'5"	5'10"	5'10"	5'7"	6'0"	6'0"	5'8"	6'2"	6'2"
Reach at Level Lift Arm and Bucket Level	mm	3647	3859	3859	3714	3926	3926	3782	3994	3994
	ft/in	11'11"	12'7"	12'7"	12'2"	12'10"	12'10"	12'4"	13'1"	13'1"
A † Digging Depth	mm	119	119	84	119	119	84	119	119	84
	in	4.6"	4.6"	3.3"	4.6"	4.6"	3.3"	4.6"	4.6"	3.3"
12 † Overall Length	mm	10 742	10 974	10 974	10 809	11 041	11 041	10 877	11 109	11 109
	ft/in	35'3"	36'1"	36'1"	35'6"	36'3"	36'3"	35'9"	36'6"	36'6"
B † Overall Height with Bucket at Maximum Lift	mm	7048	7048	7048	7115	7115	7115	7182	7182	7182
	ft/in	23'2"	23'2"	23'2"	23'5"	23'5"	23'5"	23'7"	23'7"	23'7"
Loader Clearance Circle Radius with Bucket at Carry Position	mm	8082	8198	8198	8104	8220	8220	8127	8243	8243
	ft/in	26'7"	26'11"	26'11"	26'8"	27'0"	27'0"	26'8"	27'1"	27'1"
Static Tipping Load, Straight (ISO)*	kg	22 386	22 289	22 674	22 165	22 068	22 442	21 975	21 878	22 251
	lb	49,339	49,126	49,974	48,853	48,638	49,462	48,434	48,219	49,042
Static Tipping Load, Straight (Rigid Tire)*	kg	23 473	23 376	23 772	23 259	23 162	23 546	23 076	22 978	23 362
	lb	51,735	51,521	52,394	51,264	51,049	51,896	50,861	50,644	51,491
Static Tipping Load, Articulated (ISO)*	kg	18 906	18 809	19 167	18 694	18 597	18 945	18 513	18 415	18 764
	lb	41,670	41,456	42,245	41,202	40,988	41,756	40,804	40,588	41,356
Static Tipping Load, Articulated (Rigid Tire)*	kg	20 014	19 917	20 285	19 809	19 711	20 069	19 634	19 536	19 894
	lb	44,111	43,897	44,709	43,659	43,443	44,234	43,275	43,058	43,848
Breakout Force (§)	kN	244	243	261	233	233	249	223	223	238
	lbf	54,909	54,788	58,724	52,499	52,377	56,013	50,259	50,135	53,505
Operating Weight*	kg	36 731	36 803	36 643	36 872	36 944	36 784	36 978	37 050	36 890
	lb	80,954	81,113	80,760	81,265	81,424	81,071	81,498	81,658	81,305

*Static tipping loads and operating weights shown are based on a machine configuration with Bridgestone 875/65R29 VLTS L4 radial tires, full fluids, operator, standard counterweight, ride control, cold start, roading fenders, Product Link, limited slip differentials, power train guard, secondary steering and sound suppression.

† Illustration shown with Dimension charts.

***Rock bucket specifications are given on Bridgestone 33/65R29 VSDL L5 radial tires.

(§) Measured 102 mm (4") behind tip of cutting edge with bucket hinge pin as pivot point in accordance with SAE J732C.

(§) Specifications and ratings conform to all applicable standards recommended by the Society of Automotive Engineers, including SAE Standard J732C governing loader ratings.

(ISO) Full compliance to ISO 14397-1:2007 Sections 1 thru 6, which requires 2% verification between calculations and testing.

(Rigid Tire) Compliance to ISO 14397-1:2007 Sections 1 thru 5.

Other buckets are available and offerings vary by region. Consult your local Cat dealer for further details.

982 Wheel Loader Specifications

Operating Specifications – Buckets *(continued)*

Linkage		High Lift Linkage								
Bucket Type		Pin On – Abrasion			Pin On – HD					
Edge Type		Bolt-On Cutting Edges	Teeth and Segments	Tips	Bolt-On Cutting Edges	Teeth and Segments	Tips	Bolt-On Cutting Edges	Teeth and Segments	Tips
Capacity – Rated	m ³	8.20	8.20	7.90	7.50	7.50	7.00	6.40	6.40	6.10
	yd ³	10.75	10.75	10.25	9.75	9.75	9.25	8.25	8.25	8.00
Capacity – Rated at 110% Fill Factor	m ³	9.00	9.00	8.70	8.30	8.30	7.70	7.00	7.00	6.70
	yd ³	11.75	11.75	11.50	10.75	10.75	10.00	9.25	9.25	8.75
Width	mm	3602	3665	3665	3602	3665	3665	3602	3665	3665
	ft/in	11'9"	12'0"	12'0"	11'9"	12'0"	12'0"	11'9"	12'0"	12'0"
16 † Dump Clearance at Maximum Lift and 45° Discharge	mm	3560	3390	3390	3643	3473	3473	3743	3575	3575
	ft/in	11'8"	11'1"	11'1"	11'11"	11'4"	11'4"	12'3"	11'8"	11'8"
17 † Reach at Maximum Lift and 45° Discharge	mm	1816	1946	1946	1758	1890	1890	1671	1805	1805
	ft/in	5'11"	6'4"	6'4"	5'9"	6'2"	6'2"	5'5"	5'11"	5'11"
Reach at Level Lift Arm and Bucket Level	mm	3882	4094	4094	3782	3994	3994	3647	3859	3859
	ft/in	12'8"	13'5"	13'5"	12'4"	13'1"	13'1"	11'11"	12'7"	12'7"
A † Digging Depth	mm	119	119	84	107	107	72	107	107	72
	in	4.6"	4.6"	3.3"	4.2"	4.2"	2.8"	4.2"	4.2"	2.8"
12 † Overall Length	mm	10 977	11 209	11 209	10 870	11 103	11 103	10 735	10 968	10 968
	ft/in	36'1"	36'10"	36'10"	35'8"	36'6"	36'6"	35'3"	36'0"	36'0"
B † Overall Height with Bucket at Maximum Lift	mm	7277	7277	7277	7186	7186	7186	7030	7030	7030
	ft/in	23'11"	23'11"	23'11"	23'7"	23'7"	23'7"	23'1"	23'1"	23'1"
Loader Clearance Circle Radius with Bucket at Carry Position	mm	8160	8277	8277	8121	8237	8237	8077	8192	8192
	ft/in	26'10"	27'2"	27'2"	26'8"	27'1"	27'1"	26'6"	26'11"	26'11"
Static Tipping Load, Straight (ISO)*	kg	21 669	21 570	21 933	21 284	21 187	20 053	21 719	21 622	21 885
	lb	47,759	47,542	48,341	46,911	46,696	44,196	47,868	47,656	48,235
Static Tipping Load, Straight (Rigid Tire)*	kg	22 779	22 680	23 053	22 382	22 283	20 965	22 800	22 703	22 972
	lb	50,206	49,987	50,809	49,330	49,113	46,207	50,252	50,038	50,632
Static Tipping Load, Articulated (ISO)*	kg	18 220	18 121	18 461	17 818	17 720	16 813	18 239	18 142	18 396
	lb	40,158	39,939	40,688	39,271	39,055	37,055	40,199	39,986	40,545
Static Tipping Load, Articulated (Rigid Tire)*	kg	19 350	19 251	19 600	18 935	18 837	17 753	19 341	19 244	19 504
	lb	42,649	42,430	43,199	41,734	41,517	39,127	42,628	42,414	42,987
Breakout Force (§)	kN	210	209	223	221	220	235	242	241	258
	lbf	47,214	47,088	50,116	49,660	49,540	52,874	54,374	54,257	58,158
Operating Weight*	kg	37 163	37 235	37 075	37 654	37 726	37 566	37 369	37 441	37 281
	lb	81,906	82,065	81,712	82,988	83,148	82,795	82,360	82,519	82,167

* Static tipping loads and operating weights shown are based on a machine configuration with Bridgestone 875/65R29 VLTS L4 radial tires, full fluids, operator, standard counterweight, ride control, cold start, roading fenders, Product Link, limited slip differentials, power train guard, secondary steering and sound suppression.

† Illustration shown with Dimension charts.

*** Rock bucket specifications are given on Bridgestone 33/65R29 VSDL L5 radial tires.

(§) Measured 102 mm (4") behind tip of cutting edge with bucket hinge pin as pivot point in accordance with SAE J732C.

(§) Specifications and ratings conform to all applicable standards recommended by the Society of Automotive Engineers, including SAE Standard J732C governing loader ratings.

(ISO) Full compliance to ISO 14397-1:2007 Sections 1 thru 6, which requires 2% verification between calculations and testing.

(Rigid Tire) Compliance to ISO 14397-1:2007 Sections 1 thru 5.

Other buckets are available and offerings vary by region. Consult your local Cat dealer for further details.

982 Wheel Loader Specifications

Operating Specifications – Buckets *(continued)*

Linkage		High Lift Linkage		
Bucket Type		Pin On – Abrasion		
Edge Type		Bolt-On Cutting Edges	Teeth and Segments	Tips
Capacity – Rated	m ³	6.10	6.10	5.80
	yd ³	8.00	8.00	7.50
Capacity – Rated at 110% Fill Factor	m ³	6.70	6.70	6.40
	yd ³	8.75	8.75	8.25
Width	mm	3602	3665	3665
	ft/in	11'9"	12'0"	12'0"
16† Dump Clearance at Maximum Lift and 45° Discharge	mm	3771	3603	3603
	ft/in	12'4"	11'9"	11'9"
17† Reach at Maximum Lift and 45° Discharge	mm	1631	1764	1764
	ft/in	5'4"	5'9"	5'9"
Reach at Level Lift Arm and Bucket Level	mm	3597	3809	3809
	ft/in	11'9"	12'5"	12'5"
A† Digging Depth	mm	119	119	84
	in	4.6"	4.6"	3.3"
12† Overall Length	mm	10 692	10 924	10 924
	ft/in	35'1"	35'11"	35'11"
B† Overall Height with Bucket at Maximum Lift	mm	6981	6981	6981
	ft/in	22'11"	22'11"	22'11"
Loader Clearance Circle Radius with Bucket at Carry Position	mm	8066	8181	8181
	ft/in	26'6"	26'11"	26'11"
Static Tipping Load, Straight (ISO)*	kg	22 495	22 399	22 831
	lb	49,580	49,369	50,320
Static Tipping Load, Straight (Rigid Tire)*	kg	23 582	23 486	23 923
	lb	51,976	51,764	52,728
Static Tipping Load, Articulated (ISO)*	kg	19 016	18 920	19 318
	lb	41,912	41,700	42,578
Static Tipping Load, Articulated (Rigid Tire)*	kg	20 123	20 027	20 431
	lb	44,352	44,140	45,030
Breakout Force (§)	kN	252	252	271
	lbf	56,827	56,707	60,891
Operating Weight*	kg	36 633	36 705	36 545
	lb	80,738	80,897	80,544

* Static tipping loads and operating weights shown are based on a machine configuration with Bridgestone 875/65R29 VLTS L4 radial tires, full fluids, operator, standard counterweight, ride control, cold start, roading fenders, Product Link, limited slip differentials, power train guard, secondary steering and sound suppression.

† Illustration shown with Dimension charts.

***Rock bucket specifications are given on Bridgestone 33/65R29 VSDL L5 radial tires.

(§) Measured 102 mm (4") behind tip of cutting edge with bucket hinge pin as pivot point in accordance with SAE J732C.

(§) Specifications and ratings conform to all applicable standards recommended by the Society of Automotive Engineers, including SAE Standard J732C governing loader ratings.

(ISO) Full compliance to ISO 14397-1:2007 Sections 1 thru 6, which requires 2% verification between calculations and testing.

(Rigid Tire) Compliance to ISO 14397-1:2007 Sections 1 thru 5.

Other buckets are available and offerings vary by region. Consult your local Cat dealer for further details.

982 Wheel Loader Specifications

Operating Specifications – Buckets (continued)

Linkage		High Lift Linkage						
Bucket Type		Pin On – Flat Floor			Pin On – HD			Pin On – Coal
Edge Type		Bolt-On Cutting Edges	Teeth and Segments	Tips	Bolt-On Cutting Edges	Teeth and Segments	Tips	Bolt-On Cutting Edges
Capacity – Rated	m ³	6.40	6.40	6.10	7.00	7.00	6.70	8.80
	yd ³	8.25	8.25	8.00	9.25	9.25	8.75	11.50
Capacity – Rated at 110% Fill Factor	m ³	7.00	7.00	6.70	7.70	7.70	7.40	9.70
	yd ³	9.25	9.25	8.75	10.00	10.00	9.75	12.75
Width	mm	3602	3665	3665	3602	3665	3665	3639
	ft/in	11'9"	12'0"	12'0"	11'9"	12'0"	12'0"	11'11"
16 † Dump Clearance at Maximum Lift and 45° Discharge	mm	3655	3478	3478	3607	3430	3430	3424
	ft/in	11'11"	11'4"	11'4"	11'10"	11'3"	11'3"	11'2"
17 † Reach at Maximum Lift and 45° Discharge	mm	1577	1699	1699	1642	1764	1764	1804
	ft/in	5'2"	5'6"	5'6"	5'4"	5'9"	5'9"	5'11"
Reach at Level Lift Arm and Bucket Level	mm	3661	3873	3873	3741	3953	3953	3986
	ft/in	12'0"	12'8"	12'8"	12'3"	12'11"	12'11"	13'0"
A † Digging Depth	mm	119	119	84	107	107	72	122
	in	4.6"	4.6"	3.3"	4.2"	4.2"	2.8"	4.8"
12 † Overall Length	mm	10 756	10 988	10 988	10 829	11 062	11 062	11 082
	ft/in	35'4"	36'1"	36'1"	35'7"	36'4"	36'4"	36'5"
B † Overall Height with Bucket at Maximum Lift	mm	7032	7032	7032	7116	7116	7116	7369
	ft/in	23'1"	23'1"	23'1"	23'5"	23'5"	23'5"	24'3"
Loader Clearance Circle Radius with Bucket at Carry Position	mm	8087	8202	8202	8108	8223	8223	8212
	ft/in	26'7"	26'11"	26'11"	26'8"	27'0"	27'0"	27'0"
Static Tipping Load, Straight (ISO)*	kg	22 063	21 968	22 344	20 961	20 865	21 225	21 166
	lb	48,628	48,418	49,247	46,200	45,988	46,781	46,650
Static Tipping Load, Straight (Rigid Tire)*	kg	23 122	23 026	23 412	22 024	21 927	22 296	22 257
	lb	50,961	50,749	51,601	48,541	48,328	49,142	49,056
Static Tipping Load, Articulated (ISO)*	kg	18 629	18 533	18 884	17 531	17 435	17 770	17 773
	lb	41,059	40,848	41,620	38,639	38,426	39,166	39,173
Static Tipping Load, Articulated (Rigid Tire)*	kg	19 709	19 613	19 973	18 615	18 518	18 863	18 886
	lb	43,439	43,227	44,021	41,028	40,815	41,574	41,626
Breakout Force (§)	kN	242	241	258	225	225	240	197
	lbf	54,378	54,256	58,126	50,767	50,648	54,125	44,407
Operating Weight*	kg	36 759	36 831	36 671	37 744	37 816	37 656	37 269
	lb	81,016	81,175	80,822	83,187	83,346	82,993	82,141

* Static tipping loads and operating weights shown are based on a machine configuration with Bridgestone 875/65R29 VLTS L4 radial tires, full fluids, operator, standard counterweight, ride control, cold start, roading fenders, Product Link, limited slip differentials, power train guard, secondary steering and sound suppression.

† Illustration shown with Dimension charts.

*** Rock bucket specifications are given on Bridgestone 33/65R29 VSDL L5 radial tires.

(§) Measured 102 mm (4") behind tip of cutting edge with bucket hinge pin as pivot point in accordance with SAE J732C.

(§) Specifications and ratings conform to all applicable standards recommended by the Society of Automotive Engineers, including SAE Standard J732C governing loader ratings.

(ISO) Full compliance to ISO 14397-1:2007 Sections 1 thru 6, which requires 2% verification between calculations and testing.

(Rigid Tire) Compliance to ISO 14397-1:2007 Sections 1 thru 5.

Other buckets are available and offerings vary by region. Consult your local Cat dealer for further details.

982 Wheel Loader Specifications

Operating Specifications – Buckets *(continued)*

Linkage						
Bucket Type		Pin On – Rock, Spade***			Pin On – Rock, Spade – HD***	
Edge Type		Teeth and Segments		Tips	Tips	Teeth and Segments
Capacity – Rated	m ³	5.40		5.10	5.10	5.40
	yd ³	7.00		6.75	6.75	7.00
Capacity – Rated at 110% Fill Factor	m ³	5.90		5.60	5.60	5.90
	yd ³	7.75		7.25	7.25	7.75
Width	mm	3644		3644	3663	3663
	ft/in	11'11"		11'11"	12'0"	12'0"
16† Dump Clearance at Maximum Lift and 45° Discharge	mm	3559		3559	3592	3592
	ft/in	11'8"		11'8"	11'9"	11'9"
17† Reach at Maximum Lift and 45° Discharge	mm	1935		1935	1945	1945
	ft/in	6'4"		6'4"	6'4"	6'4"
Reach at Level Lift Arm and Bucket Level	mm	3978		3978	3961	3961
	ft/in	13'0"		13'0"	12'11"	12'11"
A† Digging Depth	mm	79		44	35	70
	in	3.1"		1.7"	1.3"	2.7"
12† Overall Length	mm	11 091		11 091	11 067	11 067
	ft/in	36'5"		36'5"	36'4"	36'4"
B† Overall Height with Bucket at Maximum Lift	mm	6996		6996	6986	6986
	ft/in	23'0"		23'0"	23'0"	23'0"
Loader Clearance Circle Radius with Bucket at Carry Position	mm	8226		8226	8223	8223
	ft/in	27'0"		27'0"	27'0"	27'0"
Static Tipping Load, Straight (ISO)*	kg	22 827		23 298	22 927	22 431
	lb	50,311		51,350	50,531	49,438
Static Tipping Load, Straight (Rigid Tire)*	kg	23 954		24 436	24 061	23 556
	lb	52,794		53,857	53,030	51,919
Static Tipping Load, Articulated (ISO)*	kg	19 222		19 676	19 300	18 820
	lb	42,365		43,367	42,539	41,480
Static Tipping Load, Articulated (Rigid Tire)*	kg	20 371		20 835	20 456	19 968
	lb	44,898		45,921	45,086	44,010
Breakout Force (§)	kN	225		241	242	225
	lbf	50,552		54,289	54,576	50,745
Operating Weight*	kg	38 420		38 146	38 544	38 845
	lb	84,678		84,074	84,950	85,615

* Static tipping loads and operating weights shown are based on a machine configuration with Bridgestone 875/65R29 VLTS L4 radial tires, full fluids, operator, standard counterweight, ride control, cold start, roading fenders, Product Link, limited slip differentials, power train guard, secondary steering and sound suppression.

† Illustration shown with Dimension charts.

*** Rock bucket specifications are given on Bridgestone 33/65R29 VSDL L5 radial tires.

(§) Measured 102 mm (4") behind tip of cutting edge with bucket hinge pin as pivot point in accordance with SAE J732C.

(§) Specifications and ratings conform to all applicable standards recommended by the Society of Automotive Engineers, including SAE Standard J732C governing loader ratings.

(ISO) Full compliance to ISO 14397-1:2007 Sections 1 thru 6, which requires 2% verification between calculations and testing.

(Rigid Tire) Compliance to ISO 14397-1:2007 Sections 1 thru 5.

Other buckets are available and offerings vary by region. Consult your local Cat dealer for further details.

982 Wheel Loader Specifications

Operating Specifications – Buckets (continued)

Linkage		High Lift Linkage				
Bucket Type		Pin On – Rock, Spade – HD***		Pin On – Waste	Pin On – Woodchip	
Edge Type		Tips	Teeth and Segments	Bolt-On Cutting Edges	Bolt-On Cutting Edges	Bolt-On Cutting Edges
Capacity – Rated	m ³	5.60	5.80	10.20	12.00	17.20
	yd ³	7.25	7.50	13.25	15.75	22.50
Capacity – Rated at 110% Fill Factor	m ³	6.20	6.40	11.20	13.20	18.90
	yd ³	8.00	8.25	14.75	17.25	24.75
Width	mm	3663	3663	3882	4174	4434
	ft/in	12'0"	12'0"	12'8"	13'8"	14'6"
16† Dump Clearance at Maximum Lift and 45° Discharge	mm	3548	3548	3460	3428	3146
	ft/in	11'7"	11'7"	11'4"	11'2"	10'3"
17† Reach at Maximum Lift and 45° Discharge	mm	1970	1970	1766	1800	2089
	ft/in	6'5"	6'5"	5'9"	5'10"	6'10"
Reach at Level Lift Arm and Bucket Level	mm	4011	4011	3933	3979	4383
	ft/in	13'1"	13'1"	12'10"	13'0"	14'4"
A† Digging Depth	mm	35	70	124	122	117
	in	1.3"	2.7"	4.8"	4.8"	4.6"
12† Overall Length	mm	11 117	11 117	11 030	11 075	11 476
	ft/in	36'6"	36'6"	36'3"	36'4"	37'8"
B† Overall Height with Bucket at Maximum Lift	mm	7031	7031	7830	7465	7880
	ft/in	23'1"	23'1"	25'9"	24'6"	25'11"
Loader Clearance Circle Radius with Bucket at Carry Position	mm	8240	8240	8300	8440	8685
	ft/in	27'1"	27'1"	27'3"	27'9"	28'6"
Static Tipping Load, Straight (ISO)*	kg	22 755	22 252	22 145	21 306	19 931
	lb	50,152	49,045	48,809	46,960	43,929
Static Tipping Load, Straight (Rigid Tire)*	kg	23 896	23 382	23 392	22 466	21 109
	lb	52,667	51,536	51,557	49,515	46,525
Static Tipping Load, Articulated (ISO)*	kg	19 133	18 648	18 623	17 840	16 532
	lb	42,171	41,101	41,045	39,319	36,438
Static Tipping Load, Articulated (Rigid Tire)*	kg	20 296	19 800	19 885	19 017	17 728
	lb	44,734	43,641	43,827	41,914	39,073
Breakout Force (§)	kN	234	218	205	197	157
	lbf	52,758	49,120	46,068	44,294	35,345
Operating Weight*	kg	38 657	38 959	37 314	37 548	38 318
	lb	85,200	85,865	82,240	82,756	84,453

*Static tipping loads and operating weights shown are based on a machine configuration with Bridgestone 875/65R29 VLTS L4 radial tires, full fluids, operator, standard counterweight, ride control, cold start, roading fenders, Product Link, limited slip differentials, power train guard, secondary steering and sound suppression.

† Illustration shown with Dimension charts.

***Rock bucket specifications are given on Bridgestone 33/65R29 VSDL L5 radial tires.

(§) Measured 102 mm (4") behind tip of cutting edge with bucket hinge pin as pivot point in accordance with SAE J732C.

(§) Specifications and ratings conform to all applicable standards recommended by the Society of Automotive Engineers, including SAE Standard J732C governing loader ratings.

(ISO) Full compliance to ISO 14397-1:2007 Sections 1 thru 6, which requires 2% verification between calculations and testing.

(Rigid Tire) Compliance to ISO 14397-1:2007 Sections 1 thru 5.

Other buckets are available and offerings vary by region. Consult your local Cat dealer for further details.

982 Wheel Loader Specifications

Operating Specifications – Buckets *(continued)*

Linkage		Aggregate Handler Linkage					
Bucket Type		General Purpose – Pin On – Abrasion					
Edge Type		Bolt-On Cutting Edges	Teeth and Segments	Tips	Bolt-On Cutting Edges	Teeth and Segments	Tips
Capacity – Rated	m ³	6.40	6.40	6.10	7.00	7.00	6.70
	yd ³	8.25	8.25	8.00	9.25	9.25	8.75
Capacity – Rated at 110% Fill Factor	m ³	7.00	7.00	6.70	7.70	7.70	7.40
	yd ³	9.25	9.25	8.75	10.00	10.00	9.75
Width	mm	3602	3665	3665	3602	3665	3665
	ft/in	11'9"	12'0"	12'0"	11'9"	12'0"	12'0"
16† Dump Clearance at Maximum Lift and 45° Discharge	mm	3325	3156	3156	3275	3106	3106
	ft/in	10'10"	10'4"	10'4"	10'8"	10'2"	10'2"
17† Reach at Maximum Lift and 45° Discharge	mm	1602	1735	1735	1644	1776	1776
	ft/in	5'3"	5'8"	5'8"	5'4"	5'9"	5'9"
Reach at Level Lift Arm and Bucket Level	mm	3307	3518	3518	3374	3585	3585
	ft/in	10'10"	11'6"	11'6"	11'0"	11'9"	11'9"
A† Digging Depth	mm	119	119	84	119	119	84
	in	4.6"	4.6"	3.3"	4.6"	4.6"	3.3"
12† Overall Length	mm	10 348	10 583	10 583	10 415	10 650	10 650
	ft/in	34'0"	34'9"	34'9"	34'3"	35'0"	35'0"
B† Overall Height with Bucket at Maximum Lift	mm	6639	6639	6639	6706	6706	6706
	ft/in	21'10"	21'10"	21'10"	22'0"	22'0"	22'0"
Loader Clearance Circle Radius with Bucket at Carry Position	mm	7900	8009	8009	7921	8030	8030
	ft/in	26'0"	26'4"	26'4"	26'0"	26'5"	26'5"
Static Tipping Load, Straight (ISO)*	kg	25 977	25 878	26 320	25 738	25 638	26 066
	lb	57,254	57,035	58,010	56,726	56,506	57,450
Static Tipping Load, Straight (Rigid Tire)*	kg	27 388	27 288	27 748	27 158	27 057	27 502
	lb	60,365	60,144	61,157	59,857	59,634	60,614
Static Tipping Load, Articulated (ISO)*	kg	22 063	21 964	22 372	21 834	21 734	22 131
	lb	48,628	48,409	49,309	48,124	47,903	48,777
Static Tipping Load, Articulated (Rigid Tire)*	kg	23 482	23 381	23 807	23 261	23 160	23 572
	lb	51,754	51,533	52,470	51,269	51,046	51,954
Breakout Force (§)	kN	253	253	271	242	242	258
	lbf	57,055	56,907	60,981	54,561	54,413	58,177
Operating Weight*	kg	36 284	36 356	36 196	36 425	36 497	36 337
	lb	79,970	80,129	79,776	80,280	80,440	80,087

* Static tipping loads and operating weights shown are based on a machine configuration with Bridgestone 875/65R29 VLTS L4 radial tires, full fluids, operator, standard counterweight, ride control, cold start, roading fenders, Product Link, limited slip differentials, power train guard, secondary steering and sound suppression.

† Illustration shown with Dimension charts.

(§) Measured 102 mm (4") behind tip of cutting edge with bucket hinge pin as pivot point in accordance with SAE J732C.

(§) Specifications and ratings conform to all applicable standards recommended by the Society of Automotive Engineers, including SAE Standard J732C governing loader ratings.

(ISO) Full compliance to ISO 14397-1:2007 Sections 1 thru 6, which requires 2% verification between calculations and testing.

(Rigid Tire) Compliance to ISO 14397-1:2007 Sections 1 thru 5.

Other buckets are available and offerings vary by region. Consult your local Cat dealer for further details.

982 Wheel Loader Specifications

Operating Specifications – Buckets (continued)

Linkage		Aggregate Handler Linkage								
Bucket Type		General Purpose – Pin On – Abrasion								
Edge Type		Bolt-On Cutting Edges	Teeth and Segments	Tips	Bolt-On Cutting Edges	Teeth and Segments	Tips	Bolt-On Cutting Edges	Teeth and Segments	Tips
Capacity – Rated	m ³	7.50	7.50	7.20	8.20	8.20	7.90	6.10	6.10	5.80
	yd ³	9.75	9.75	9.50	10.75	10.75	10.25	8.00	8.00	7.50
Capacity – Rated at 110% Fill Factor	m ³	8.30	8.30	7.90	9.00	9.00	8.70	6.70	6.70	6.40
	yd ³	10.75	10.75	10.25	11.75	11.75	11.50	8.75	8.75	8.25
Width	mm	3602	3665	3665	3602	3665	3665	3602	3665	3665
	ft/in	11'9"	12'0"	12'0"	11'9"	12'0"	12'0"	11'9"	12'0"	12'0"
16 † Dump Clearance at Maximum Lift and 45° Discharge	mm	3224	3055	3055	3151	2981	2981	3362	3194	3194
	ft/in	10'6"	10'0"	10'0"	10'4"	9'9"	9'9"	11'0"	10'5"	10'5"
17 † Reach at Maximum Lift and 45° Discharge	mm	1689	1820	1820	1755	1885	1885	1569	1703	1703
	ft/in	5'6"	5'11"	5'11"	5'9"	6'2"	6'2"	5'1"	5'7"	5'7"
Reach at Level Lift Arm and Bucket Level	mm	3442	3653	3653	3542	3753	3753	3257	3468	3468
	ft/in	11'3"	11'11"	11'11"	11'7"	12'3"	12'3"	10'8"	11'4"	11'4"
A † Digging Depth	mm	119	119	84	119	119	84	119	119	84
	in	4.6"	4.6"	3.3"	4.6"	4.6"	3.3"	4.6"	4.6"	3.3"
12 † Overall Length	mm	10 483	10 718	10 718	10 583	10 818	10 818	10 298	10 533	10 533
	ft/in	34'5"	35'2"	35'2"	34'9"	35'6"	35'6"	33'10"	34'7"	34'7"
B † Overall Height with Bucket at Maximum Lift	mm	6773	6773	6773	6868	6868	6868	6572	6572	6572
	ft/in	22'3"	22'3"	22'3"	22'7"	22'7"	22'7"	21'7"	21'7"	21'7"
Loader Clearance Circle Radius with Bucket at Carry Position	mm	7943	8052	8052	7974	8085	8085	7885	7993	7993
	ft/in	26'1"	26'5"	26'5"	26'2"	26'7"	26'7"	25'11"	26'3"	26'3"
Static Tipping Load, Straight (ISO)*	kg	25 528	25 427	25 855	25 193	25 091	25 505	26 088	25 989	26 491
	lb	56,264	56,042	56,984	55,526	55,302	56,213	57,498	57,281	58,388
Static Tipping Load, Straight (Rigid Tire)*	kg	26 957	26 855	27 299	26 634	26 531	26 960	27 499	27 400	27 912
	lb	59,413	59,189	60,168	58,701	58,475	59,420	60,609	60,389	61,519
Static Tipping Load, Articulated (ISO)*	kg	21 636	21 535	21 931	21 317	21 215	21 599	22 175	22 076	22 536
	lb	47,686	47,464	48,336	46,983	46,759	47,605	48,873	48,656	49,670
Static Tipping Load, Articulated (Rigid Tire)*	kg	23 071	22 969	23 381	22 764	22 661	23 060	23 592	23 493	23 963
	lb	50,850	50,625	51,532	50,173	49,946	50,825	51,998	51,779	52,815
Breakout Force (§)	kN	232	231	247	218	217	231	262	262	281
	lbf	52,243	52,094	55,582	49,093	48,944	52,078	59,039	58,891	63,223
Operating Weight*	kg	36 531	36 603	36 443	36 716	36 788	36 628	36 186	36 258	36 098
	lb	80,514	80,673	80,320	80,922	81,081	80,728	79,754	79,913	79,560

* Static tipping loads and operating weights shown are based on a machine configuration with Bridgestone 875/65R29 VLTS L4 radial tires, full fluids, operator, standard counterweight, ride control, cold start, roading fenders, Product Link, limited slip differentials, power train guard, secondary steering and sound suppression.

† Illustration shown with Dimension charts.

(§) Measured 102 mm (4") behind tip of cutting edge with bucket hinge pin as pivot point in accordance with SAE J732C.

(§) Specifications and ratings conform to all applicable standards recommended by the Society of Automotive Engineers, including SAE Standard J732C governing loader ratings.

(ISO) Full compliance to ISO 14397-1:2007 Sections 1 thru 6, which requires 2% verification between calculations and testing.

(Rigid Tire) Compliance to ISO 14397-1:2007 Sections 1 thru 5.

Other buckets are available and offerings vary by region. Consult your local Cat dealer for further details.

982 Wheel Loader Specifications

Operating Specifications – Buckets *(continued)*

Linkage		Aggregate Handler Linkage					
Bucket Type		General Purpose – Pin On – HD					
Edge Type		Bolt-On Cutting Edges	Teeth and Segments	Tips	Bolt-On Cutting Edges	Teeth and Segments	Tips
Capacity – Rated	m ³	7.50	7.50	7.00	6.40	6.40	6.10
	yd ³	9.75	9.75	9.25	8.25	8.25	8.00
Capacity – Rated at 110% Fill Factor	m ³	8.30	8.30	7.70	7.00	7.00	6.70
	yd ³	10.75	10.75	10.00	9.25	9.25	8.75
Width	mm	3602	3665	3665	3602	3665	3665
	ft/in	11'9"	12'0"	12'0"	11'9"	12'0"	12'0"
16 † Dump Clearance at Maximum Lift and 45° Discharge	mm	3234	3064	3064	3334	3166	3166
	ft/in	10'7"	10'0"	10'0"	10'11"	10'4"	10'4"
17 † Reach at Maximum Lift and 45° Discharge	mm	1697	1828	1828	1610	1743	1743
	ft/in	5'6"	6'0"	6'0"	5'3"	5'8"	5'8"
Reach at Level Lift Arm and Bucket Level	mm	3442	3653	3653	3307	3518	3518
	ft/in	11'3"	11'11"	11'11"	10'10"	11'6"	11'6"
A † Digging Depth	mm	107	107	72	107	107	72
	in	4.2"	4.2"	2.8"	4.2"	4.2"	2.8"
12 † Overall Length	mm	10 475	10 710	10 710	10 340	10 575	10 575
	ft/in	34'5"	35'2"	35'2"	34'0"	34'9"	34'9"
B † Overall Height with Bucket at Maximum Lift	mm	6777	6777	6777	6621	6621	6621
	ft/in	22'3"	22'3"	22'3"	21'9"	21'9"	21'9"
Loader Clearance Circle Radius with Bucket at Carry Position	mm	7938	8048	8048	7896	8005	8005
	ft/in	26'1"	26'5"	26'5"	25'11"	26'4"	26'4"
Static Tipping Load, Straight (ISO)*	kg	24 839	24 739	23 204	25 306	25 207	25 492
	lb	54,747	54,525	51,143	55,774	55,556	56,185
Static Tipping Load, Straight (Rigid Tire)*	kg	26 265	26 163	24 360	26 710	26 610	26 905
	lb	57,888	57,664	53,690	58,869	58,649	59,299
Static Tipping Load, Articulated (ISO)*	kg	20 942	20 841	19 591	21 392	21 293	21 567
	lb	46,156	45,934	43,180	47,148	46,930	47,533
Static Tipping Load, Articulated (Rigid Tire)*	kg	22 373	22 272	20 767	22 803	22 703	22 986
	lb	49,311	49,087	45,770	50,259	50,039	50,663
Breakout Force (§)	kN	229	229	244	251	250	268
	lbf	51,650	51,508	54,960	56,526	56,385	60,425
Operating Weight*	kg	37 207	37 279	37 119	36 922	36 994	36 834
	lb	82,004	82,163	81,810	81,376	81,535	81,182

* Static tipping loads and operating weights shown are based on a machine configuration with Bridgestone 875/65R29 VLTS L4 radial tires, full fluids, operator, standard counterweight, ride control, cold start, roading fenders, Product Link, limited slip differentials, power train guard, secondary steering and sound suppression.

† Illustration shown with Dimension charts.

(§) Measured 102 mm (4") behind tip of cutting edge with bucket hinge pin as pivot point in accordance with SAE J732C.

(§) Specifications and ratings conform to all applicable standards recommended by the Society of Automotive Engineers, including SAE Standard J732C governing loader ratings.

(ISO) Full compliance to ISO 14397-1:2007 Sections 1 thru 6, which requires 2% verification between calculations and testing.

(Rigid Tire) Compliance to ISO 14397-1:2007 Sections 1 thru 5.

Other buckets are available and offerings vary by region. Consult your local Cat dealer for further details.

982 Wheel Loader Specifications

Operating Specifications – Buckets (continued)

Linkage		Aggregate Handler Linkage					
Bucket Type	Edge Type	Pin On – Flat Floor			Pin On – Flat Floor – HD		
		Bolt-On Cutting Edges	Teeth and Segments	Tips	Bolt-On Cutting Edges	Teeth and Segments	Tips
Capacity – Rated	m ³	6.40	6.40	6.10	7.00	7.00	6.70
	yd ³	8.25	8.25	8.00	9.25	9.25	8.75
Capacity – Rated at 110% Fill Factor	m ³	7.00	7.00	6.70	7.70	7.70	7.40
	yd ³	9.25	9.25	8.75	10.00	10.00	9.75
Width	mm	3602	3665	3665	3602	3665	3665
	ft/in	11'9"	12'0"	12'0"	11'9"	12'0"	12'0"
16† Dump Clearance at Maximum Lift and 45° Discharge	mm	3246	3069	3069	3198	3021	3021
	ft/in	10'7"	10'0"	10'0"	10'5"	9'10"	9'10"
17† Reach at Maximum Lift and 45° Discharge	mm	1516	1638	1638	1581	1703	1703
	ft/in	4'11"	5'4"	5'4"	5'2"	5'7"	5'7"
Reach at Level Lift Arm and Bucket Level	mm	3321	3532	3532	3401	3612	3612
	ft/in	10'10"	11'7"	11'7"	11'1"	11'10"	11'10"
A† Digging Depth	mm	119	119	84	107	107	72
	in	4.6"	4.6"	3.3"	4.2"	4.2"	2.8"
12† Overall Length	mm	10 362	10 597	10 597	10 434	10 669	10 669
	ft/in	34'0"	34'10"	34'10"	34'3"	35'1"	35'1"
B† Overall Height with Bucket at Maximum Lift	mm	6623	6623	6623	6707	6707	6707
	ft/in	21'9"	21'9"	21'9"	22'1"	22'1"	22'1"
Loader Clearance Circle Radius with Bucket at Carry Position	mm	7905	8014	8014	7925	8035	8035
	ft/in	26'0"	26'4"	26'4"	26'0"	26'5"	26'5"
Static Tipping Load, Straight (ISO)*	kg	25 569	25 470	25 902	24 448	24 349	24 760
	lb	56,354	56,137	57,088	53,884	53,665	54,571
Static Tipping Load, Straight (Rigid Tire)*	kg	26 937	26 838	27 285	25 822	25 722	26 148
	lb	59,369	59,151	60,136	56,913	56,693	57,631
Static Tipping Load, Articulated (ISO)*	kg	21 712	21 613	22 012	20 596	20 497	20 877
	lb	47,853	47,637	48,516	45,394	45,175	46,013
Static Tipping Load, Articulated (Rigid Tire)*	kg	23 089	22 990	23 404	21 979	21 879	22 273
	lb	50,888	50,670	51,582	48,442	48,222	49,091
Breakout Force (§)	kN	251	250	268	235	234	250
	lbf	56,505	56,357	60,362	52,804	52,662	56,262
Operating Weight*	kg	36 312	36 384	36 224	37 297	37 369	37 209
	lb	80,031	80,191	79,838	82,202	82,362	82,009

* Static tipping loads and operating weights shown are based on a machine configuration with Bridgestone 875/65R29 VLTS L4 radial tires, full fluids, operator, standard counterweight, ride control, cold start, roading fenders, Product Link, limited slip differentials, power train guard, secondary steering and sound suppression.

† Illustration shown with Dimension charts.

(§) Measured 102 mm (4") behind tip of cutting edge with bucket hinge pin as pivot point in accordance with SAE J732C.

(§) Specifications and ratings conform to all applicable standards recommended by the Society of Automotive Engineers, including SAE Standard J732C governing loader ratings.

(ISO) Full compliance to ISO 14397-1:2007 Sections 1 thru 6, which requires 2% verification between calculations and testing.

(Rigid Tire) Compliance to ISO 14397-1:2007 Sections 1 thru 5.

Other buckets are available and offerings vary by region. Consult your local Cat dealer for further details.

982 Wheel Loader Specifications

Operating Specifications – Buckets *(continued)*

Linkage		Aggregate Handler Linkage			
Bucket Type		Pin On – Coal	Pin On – Waste	Pin On – Woodchip	
Edge Type		Bolt-On Cutting Edges	Bolt-On Cutting Edges	Bolt-On Cutting Edges	Bolt-On Cutting Edges
Capacity – Rated	m ³	8.80	10.20	12.00	17.20
	yd ³	11.50	13.25	15.75	22.50
Capacity – Rated at 110% Fill Factor	m ³	9.70	11.20	13.20	18.90
	yd ³	12.75	14.75	17.25	24.75
Width	mm	3639	3882	4174	4434
	ft/in	11'11"	12'8"	13'8"	14'6"
16 † Dump Clearance at Maximum Lift and 45° Discharge	mm	3015	3051	3019	2737
	ft/in	9'10"	10'0"	9'10"	8'11"
17 † Reach at Maximum Lift and 45° Discharge	mm	1743	1704	1738	2027
	ft/in	5'8"	5'7"	5'8"	6'7"
Reach at Level Lift Arm and Bucket Level	mm	3645	3592	3638	4042
	ft/in	11'11"	11'9"	11'11"	13'3"
A † Digging Depth	mm	122	124	122	117
	in	4.8"	4.8"	4.8"	4.6"
12 † Overall Length	mm	10 687	10 636	10 680	11 081
	ft/in	35'1"	34'11"	35'1"	36'5"
B † Overall Height with Bucket at Maximum Lift	mm	6960	7421	7056	7471
	ft/in	22'10"	24'5"	23'2"	24'7"
Loader Clearance Circle Radius with Bucket at Carry Position	mm	8025	8116	8258	8501
	ft/in	26'4"	26'8"	27'2"	27'11"
Static Tipping Load, Straight (ISO)*	kg	24 581	25 830	24 854	23 334
	lb	54,177	56,930	54,779	51,429
Static Tipping Load, Straight (Rigid Tire)*	kg	25 991	27 466	26 365	24 865
	lb	57,284	60,536	58,108	54,804
Static Tipping Load, Articulated (ISO)*	kg	20 775	21 860	20 955	19 518
	lb	45,790	48,180	46,185	43,019
Static Tipping Load, Articulated (Rigid Tire)*	kg	22 194	23 494	22 468	21 053
	lb	48,916	51,781	49,521	46,401
Breakout Force (§)	kN	205	213	205	163
	lbf	46,188	47,896	46,081	36,832
Operating Weight*	kg	36 823	36 868	37 102	37 872
	lb	81,156	81,256	81,771	83,468

*Static tipping loads and operating weights shown are based on a machine configuration with Bridgestone 875/65R29 VLTS L4 radial tires, full fluids, operator, standard counterweight, ride control, cold start, roading fenders, Product Link, limited slip differentials, power train guard, secondary steering and sound suppression.

† Illustration shown with Dimension charts.

(§) Measured 102 mm (4") behind tip of cutting edge with bucket hinge pin as pivot point in accordance with SAE J732C.

(§) Specifications and ratings conform to all applicable standards recommended by the Society of Automotive Engineers, including SAE Standard J732C governing loader ratings.

(ISO) Full compliance to ISO 14397-1:2007 Sections 1 thru 6, which requires 2% verification between calculations and testing.

(Rigid Tire) Compliance to ISO 14397-1:2007 Sections 1 thru 5.

Other buckets are available and offerings vary by region. Consult your local Cat dealer for further details.

Standard and Optional Equipment

Standard and optional equipment may vary. Consult your Cat dealer for details.

	Standard	Optional		Standard	Optional
OPERATOR ENVIRONMENT			POWERTRAIN		
Cab, pressurized, sound suppression	✓		Cat C13 engine	✓	
Door, remote opening system	✓		Electric fuel priming pump	✓	
EH implement controls, parking brake	✓		Fuel-water separator and secondary fuel filter	✓	
Steering, joystick	✓		Engine, air precleaner	✓	
Monitored seat belt	✓		Turbine, air precleaner		✓
4-point seat belt		✓	Radiator, high debris		✓
Entertainment radio (FM, AM, USB, BT)		✓	Cooling fan, reversible		✓
Entertainment radio (DAB+)		✓	Axles, open differentials	✓	
CB radio ready		✓	Axles, limited slip differential(s)		✓
Seat, cloth, air suspension	✓		Axles, ecology drains, AOC ready	✓	
Seat, suede/cloth, air suspension, heated		✓	Axles, extreme temperature seals		✓
Seat, leather/cloth, air suspension, heated/cooled		✓	Axles, oil cooler		✓
Touchscreen display	✓		Transmission, planetary, automatic powershift	✓	
Visibility: mirrors, rear-vision camera	✓		Torque converter with lock-up	✓	
360° vision system		✓	Service brakes, hydraulic, fully enclosed wet disc, wear indicators	✓	
Cat Detect rear radar system		✓	Integrated Braking System (IBS)	✓	
Dedicated rearview screen		✓	Park brake, caliper on front axles, spring applied-pressure released	✓	
Mirrors, heated		✓	ELECTRICAL		
Air conditioner, heater, defroster (auto temp, fan)	✓		Starting and charging system, 24V	✓	
Sun visor, front, retractable	✓		Starter, electric, heavy-duty	✓	
Sun visor, rear, retractable	✓		Cold start, 120V or 240V		✓
Window cleaning platform, front	✓		Lights: halogen, 4 work lights, 2 front roading lights with turn signals, 2 rear-vision lights	✓	
Windows, front, safety laminated rounded glass	✓		Lights: LED		✓
Windows, front, heavy-duty, or full guards		✓	Seat belt monitoring beacon		✓
ON-BOARD TECHNOLOGIES*			Warning beacon		✓
Cat Payload scale	✓		Reversing strobe lights		✓
Autodig with Auto Set Tires	✓		MONITORING SYSTEM		
Operator ID & machine security	✓		Front dash with analog gauges, LCD display, and warning lights	✓	
Application Profiles	✓		Primary touchscreen monitor (Cat Payload, quad screens, machine settings & messages)	✓	
Job Aids	✓		LINKAGE		
Controls Help and eOMM	✓		Standard lift, Z-bar	✓	
Cat Advanced Payload		✓	High lift, Z-bar		✓
Cat Payload Printer		✓	Kickouts: lift and tilt	✓	
HYDRAULICS			<i>(continued on next page)</i>		
Implement system, load sensing with variable displacement piston pump	✓				
Steering system, load sensing with dedicated variable displacement piston pump	✓				
Ride control, dual accumulators	✓				
3 rd auxiliary function with ride control		✓			
Oil sampling valves, Cat XT™ hoses	✓				
Quick coupler control		✓			

*Not legal for trade.

982 Wheel Loader Specifications

Standard and Optional Equipment *(continued)*

Standard and optional equipment may vary. Consult your Cat dealer for details.

	Standard	Optional		Standard	Optional
ADDITIONAL EQUIPMENT			SPECIAL CONFIGURATIONS		
Cat Autolube system		✓	Aggregate handler		✓
Fenders, roading		✓	Waste and scrap		✓
Guards: power train, crankcase, cab, cylinders, rear		✓	Forestry		✓
Biodegradable hydraulic oil		✓			
High-speed oil change system		✓			
Rear cab access		✓			
Fast fill fuel tank		✓			
Toolbox		✓			
Wheel chocks		✓			
Secondary steering system, electrical		✓			



オフロード法2014年
基準適合

For more complete information on Cat products, dealer services, and industry solutions, visit us on the web at www.cat.com.

Materials and specifications are subject to change without notice. Featured machines in photos may include additional equipment. See your Cat dealer for available options.

© 2021 Caterpillar. All Rights Reserved. CAT, CATERPILLAR, LET'S DO THE WORK, their respective logos, Product Link, XT, "Caterpillar Corporate Yellow", the "Power Edge" and Cat "Modern Hex" trade dress as well as corporate and product identity used herein, are trademarks of Caterpillar and may not be used without permission.

VisionLink is a trademark of Trimble Navigation Limited, registered in the United States and in other countries.

AEXE3164-00 (3-2021)
Build Number: 14A
(N Am, Eur, Jpn, Korea)

