



THERMAL PRODUCTS

SPRING 2019

hotco 

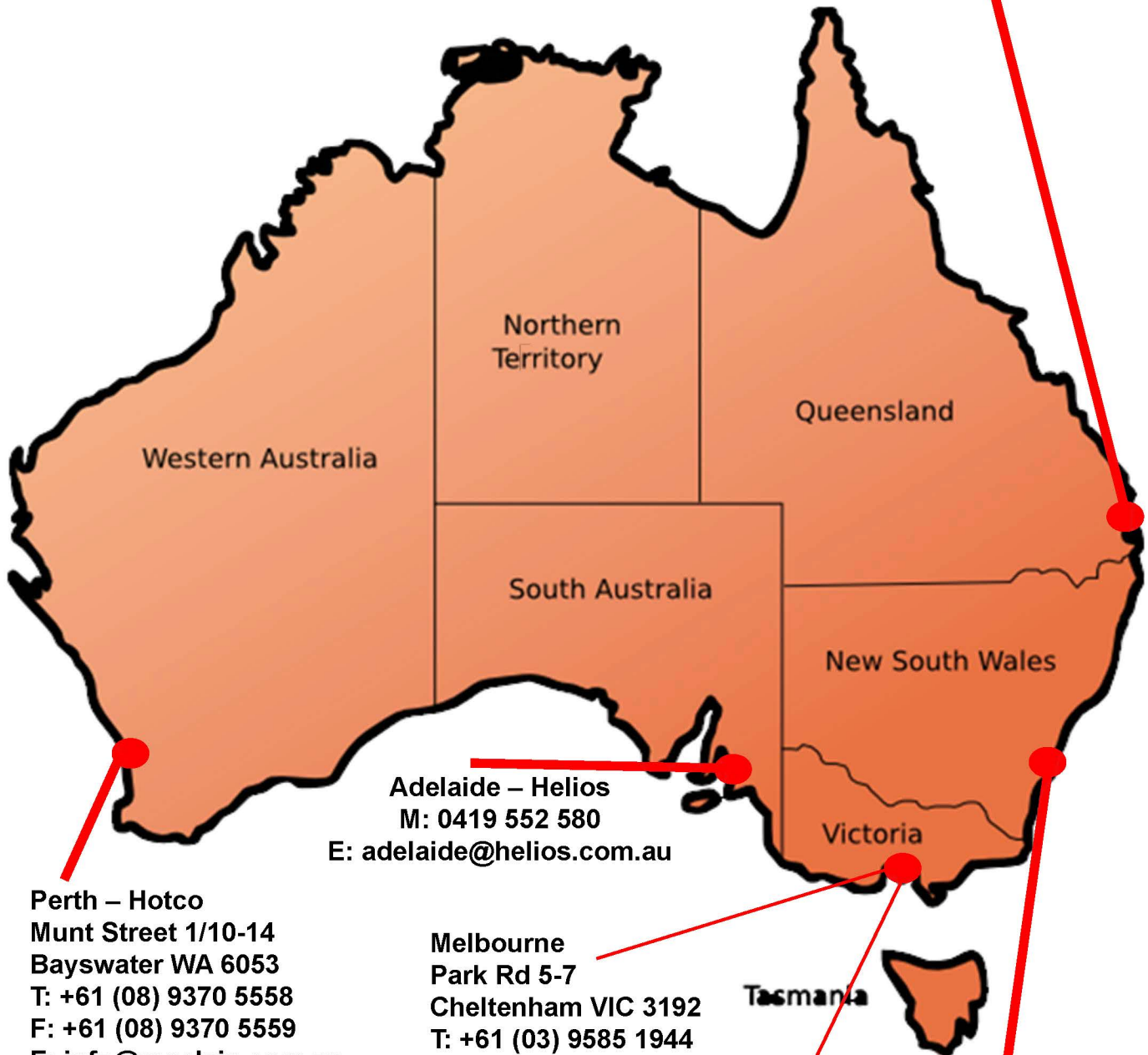
THERMAL

thermalproducts.com.au



Find our range at hotco branches
around Australia

Brisbane
Lapis Street 16
Underwood QLD 4119
T: +61 (07) 3208 9400
F: +61 (07) 3208 5185
E: brisbane@helios.com.au



Perth – Hotco
Munt Street 1/10-14
Bayswater WA 6053
T: +61 (08) 9370 5558
F: +61 (08) 9370 5559
E: info@racolvin.com.au

Adelaide – Helios
M: 0419 552 580
E: adelaide@helios.com.au

Melbourne
Park Rd 5-7
Cheltenham VIC 3192
T: +61 (03) 9585 1944
T: +61 (03) 9556 0200
F: +61 (03) 9585 0268
E: sales@hotco.com.au

Tasmania

Sydney
Merryvale Road 9/5
Minto NSW 2566
T: +61 (02) 9820 1931
F: +61 (02) 8795 0601
E: sydney@hotco.com.au

THERMAL

Melbourne - Thermal Products
178-180 Holt Parade
Thomastown Vic 3074
T: +61 (03) 9464 0822
F: +61 (03) 9464 0630
E: sales@thermalproducts.com.au

OVEN ELEMENTS & SPARES

Domestic Oven Elements

Image	Part Number	Description	Alternate Part Number
	TF1260	2200W FAN ELEMENT	10318 GA26A000 0122004506 0122004395
	TF1261	2400W FAN ELEMENT	10343 GA260001 NZ71078
	TF167	2200W FAN ELEMENT	0122004541 0609100379
	TF2325	2500W FAN ELEMENT WITH SCREWS	ET482325 ET482099
	TF2500	2200W FAN ELEMENT	2546 VG25000
	TF2543	2100W FAN ELEMENT WITH SCREWS	ET482543
	TF2700	2400W FAN ELEMENT	VG27A000 2470
	TF294	2500W FAN ELEMENT	FP447752

Image	Part Number	Description	Alternate Part Number
	TF350	2200W FAN ELEMENT	0122004574
	TF374	2200W FAN ELEMENT T/S ST GEORGE	
	TF6791	2400W FAN ELEMENT	1976 36758
	TF9000	2200W FAN ELEMENT	2567 VF090000
	TF9401	1800W FAN ELEMENT	2550 FN94B0001
	TG1400	2000W GRILL ELEMENT	9600
	TG1481	2100W GRILL ELEMENT	1841
	TG1820	2200W GRILL ELEMENT	10319 VU82C000 0122004394 0122004499

Image	Part Number	Description	Alternate Part Number
	TO1152	2325W BOTTOM OVEN ELEMENT	2497
	TO1327	2200W BOTTOM OVEN ELEMENT	91327 1682 1844 FN560000
	TO1601	1800W BOTTOM OVEN ELEMENT	9613 VF61D000 0122002068
	TO3600	1800W BOTTOM OVEN ELEMENT	1883
	TO3981	2400W BOTTOM OVEN ELEMENT	1893 34688
	TO4000	2200W BOTTOM OVEN ELEMENT	VF040000 2559
	TO7267	2400W MULTI FUNCTION ELEMENT	3630
	TO8701	1800W BOTTOM OVEN ELEMENT	0122004537 81078 11656
	WA481925 928847	1000W BOTTOM OVEN ELEMENT	

European Oven Elements



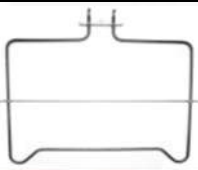






Image	Part Number	Size (H x W)	Description
	IM101-01	186	FAN ELEMENT TRIPLE RING SHORT NECK 2300W
	IM101-02	186	FAN ELEMENT TRIPLE RING SHORT NECK 3000W T/S LA GERMANIA
	IM102-01	375 x 425	BOTTOM OVEN ELEMENT 1800W T/S LA GERMANIA
	IM11-01	186	FAN ELEMENT TRIPLE RING LONG NECK 2300W
	IM11-02	230	FAN FORCED 3KW 240V TRIPLE RING SHORT NECK WITH STUDS IN MOUNTING PLATE
	IM11-03	186	FAN ELEMENT 1600W T/S TECHNIKA
	IM11-04	186	FAN ELEMENT 1950W T/S TECHNIKA
	IM12-01	347 x 340	TOP/BOTTOM ELEMENT 160MM PLATE 1300W T/S TECHNIKA
	IM12-02	325 x 347	BOTTOM ELEMENT 1300W T/S TECHNIKA

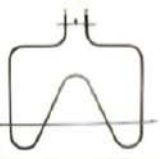

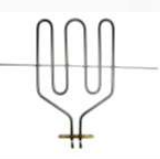

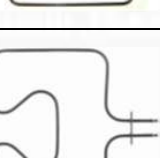
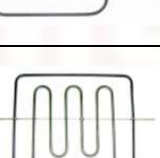
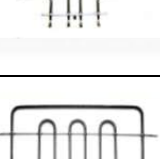
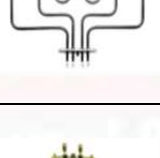

Image	Part Number	Size mm (H x W)	Description
	IM12-03	338 x 347	TOP/BOTTOM ELEMENT 100MM PLATE 1300W T/S TECHNIKA
	IM12-04	315 x 209	TOP/BOTTOM ELEMENT 160MM PLATE 1350W T/S TECHNIKA
	IM12-05	320 x 217	TOP/BOTTOM ELEMENT 100MM PLATE 1800W T/S TECHNIKA
	IM12-06	389 x 282	BOTTOM ELEMENT 1200W
	IM12-07	335 X 345	1100W TOP/BOTTOM ELEMENT
	IM13-01	339 x 312	GRILL ELEMENT 160MM PLATE 900/1350W T/S TECHNIKA
	IM13-02	345 x 350	GRILL ELEMENT 100MM PLATE 900/1350W
	IM21-01	186	FAN ELEMENT SHORT NECK WITH SCREWS 2100W T/S SMEG OMEGA TECHNICA
	IM21-02	186	FAN ELEMENT WITH SCREWS 2600W T/S SMEG OMEGA TECHNICA







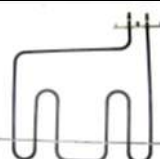
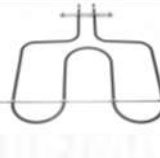
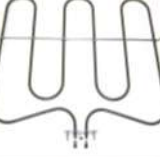
Image	Part Number	Size mm (H x W)	Description
	IM21-04	186	FAN ELEMENT 2000W
	IM21-05	186	FAN ELEMENT TRIPLE RING SHORT NECK 2700W WITH 4mm SCREWS
	IM21-06	186	FAN ELEMENT SHORT NECK CENTER MOUNT HOLE 1550W T/S SMEG
	IM21-07	186	FAN ELEMENT SHORT NECK CENTRE MOUNT HOLE 2000W 240V T/S SMEG
	IM21-08	186	FAN ELEMENT SHORT NECK CENTRE MOUNT HOLE 2700W 240V T/S SMEG
	IM22-01	381 X 278	TOP/BOTTOM ELEMENT WITH 4MM SCREWS 1000W T/S SMEG OMEGA
	IM22-02	316 X 312	TOP/BOTTOM ELEMENT WITH 4MM SCREWS 2000W T/S SMEG OMEGA
	IM22-03	342 X 306	GRILL ELEMENT WITH SCREWS 1800W T/S OMEGA
	IM22-04	371 X 398	BOTTOM ELEMENT WITH SCREWS 1415W T/S SMEG OMEGA

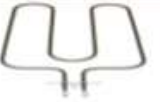


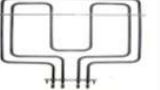


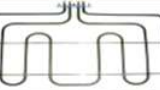

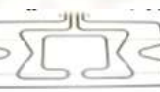
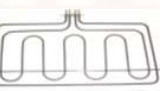

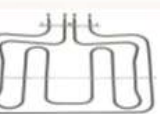
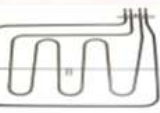
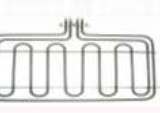
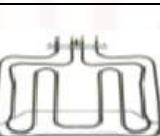
Image	Part Number	Size mm (H x W)	Description
	IM22-05	365 X 205	BOTTOM ELEMENT 750W T/S SMEG OMEGA
	IM22-06	360 X 380	BOTTOM ELEMENT 1300W T/S SMEG OMEGA
	IM22-07	400 X 649	BOTTOM ELEMENT 1800W T/S SMEG OMEGA
	IM23-01	379 X 361	GRILL ELEMENT WITH 4MM SCREWS 1000/1800W T/S SMEG OMEGA
	IM23-02	338 X 350	GRILL ELEMENT WITH 4MM SCREWS 3100W T/S SMEG OMEGA
	IM23-03	397 x 382	OVEN ELEMENT 1200W T/S SMEG
	IM23-04	385 x 517	DUAL GRILL ELEMENT 1050/750W T/S SMEG OMEGA
	IM23-05	367 x 540	1050/2800W DUAL GRILL ELEMENT T/S SMEG
	IM23-06	372 x 540	DUAL GRILL ELEMENT 1415/1742W T/S SMEG OMEGA
	IM23-07	385 x 622	DUAL GRILL ELEMENT 4100W T/S SMEG OMEGA
	IM23-08	353 x 226	DUAL GRILL ELEMENT 650/1400W T/S SMEG OMEGA
	IM23-09	365 x 384	DUAL GRILL ELEMENT 762/1305W T/S SMEG OMEGA
	IM23-10	354 x 425	DUAL GRILL ELEMENT 800/2000W T/S SMEG OMEGA
	IM23-11	370 x 540	DUAL GRILL ELEMENT 1050/2800W T/S SMEG OMEGA
	IM23-12	368 x 385	DUAL GRILL ELEMENT 1000/1700W T/S SMEG OMEGA






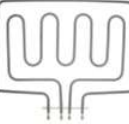


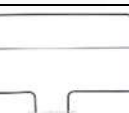


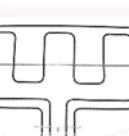
Image	Part Number	Size mm (H x W)	Description
	IM31-01	186	FAN ELEMENT DUAL RING LONG NECK 2515W T/S ILVE
	IM32-01	301 x 316	TOP/BOTTOM ELEMENT 1740W T/S ILVE
	IM32-02	356 x 358	TOP/BOTTOM ELEMENT 1415W T/S ILVE
	IM32-03	360 x 495	TOP/BOTTOM ELEMENT 1635W T/S ILVE
	IM32-04	352 x 348	TOP/BOTTOM ELEMENT 900W T/S ILVE
	IM33-01	390 x 512	GRILL ELEMENT 1000/2400W T/S ILVE
	IM41-01	186	FAN FORCED ELEMENT DUAL RING SHORT NECK 2000W T/S BOMPANI
	IM42-01	345 x 306	BOTTOM ELEMENT 1500W T/S BOMPANI
	IM42-02	379 x 642	BOTTOM ELEMENT 1650W T/S BOMPANI
	IM42-03	311 X 226	TOP GRILL ELEMENT 2000W T/S BOMPANI
	IM43-01	331 x 307	TOP GRILL ELEMENT 2700W T/S BOMPANI
	IM43-02	397 x 640	TOP GRILL ELEMENT 3550W T/S BOMPANI




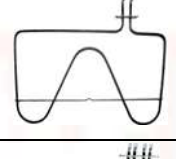
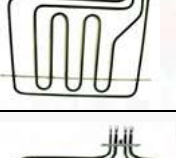
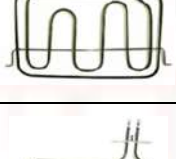





Image	Part Number	Size mm (H x W)	Description
	IM51-02	186	FAN ELEMENT DUAL RING SHORT NECK 2300W T/S BLANCO SMEG TECHNIKA
	IM51-03	186	FAN ELEMENT DUAL RING SHORT NECK 2400W
	IM52-01	185	BOTTOM ELEMENT 1000W T/S BLANCO
	IM52-02	340 x 462	BOTTOM ELEMENT 1400W T/S BLANCO
	IM53-01	326 x 371	GRILL ELEMENT 800/1600W T/S BLANCO
	IM53-02	302 x 396	GRILL ELEMENT 800/1800W T/S BLANCO
	IM53-03	343 X 278	GRILL ELEMENT 1800W
	IM53-04	360 x 500	GRILL ELEMENT 1000/2400W
	IM61-01	186	FAN ELEMENT 2000W T/S ARISTON
	IM61-02	186	FAN ELEMENT 1600W
	IM61-03	186	FAN F ELEMENT LONG NECK 2800W




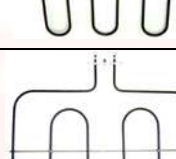
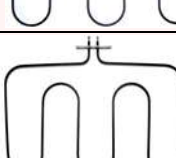
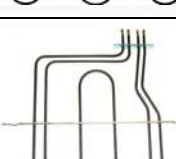



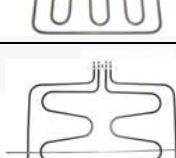
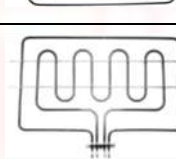
Image	Part Number	Size mm (H x W)	Description
	IM62-01	375 x 307	BOTTOM ELEMENT 1200W T/S ARISTON
	IM62-02	377 x 320	BOTTOM ELEMENT 1500W T/S ARISTON
	IM62-04	377 x 320	BOTTOM ELEMENT 1200W T/S ARISTON
	IM62-05	371 x 505	BOTTOM ELEMENT 1300W T/S ARISTON
	IM62-06	350 x 517	BOTTOM ELEMENT 1550W
	IM63-01	350 x 299	DUAL GRILL ELEMENT 1200/800W T/S ARISTON
	IM63-02	375 x 287	GRILL ELEMENT 2700W T/S ARISTON
	IM63-03	375 x 288	GRILL ELEMENT 2700W T/S ARISTON
	IM63-04	375 x 288	GRILL ELEMENT 2250W T/S ARISTON
	IM63-05	340 x 480	DUAL GRILL ELEMENT 1050/2000W T/S ARISTON & TECHNIKA
	IM63-07	367 x 539	DUAL GRILL ELEMENT 1050/2500W




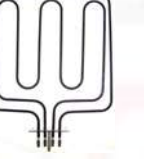
Image	Part Number	Size mm (H x W)	Description
	IM71-01	186	FAN ELEMENT 2500W T/S DELONGHI
	IM72-01	352 x 532	BOTTOM ELEMENT 2050W T/S DELONGHI
	IM72-02	404 x 346	BOTTOM ELEMENT 1400W T/S DELONGHI
	IM73-01		GRILL ELEMENT 1000W/2000W 230V
	IM81-01	186	FAN ELEMENT 2150W T/S KLEENMAID TECNOCOOK
	IM81-02	186	FAN ELEMENT 2000W T/S KLEENMAID
	IM81-03	195	FAN ELEMENT 2200W WITH 4MM SCREWS T/S KLEENMAID
	IM82-01	319 x 210	TOP/BOTTOM ELEMENT 1800W T/S KLEENMAID
	IM83-01	390 x 345	GRILL ELEMENT 550/2750W T/S KLEENMAID
	IM83-02	346 x 341	GRILL ELEMENT 800/1800W T/S KLEENMAID
	IM91-04	186	FAN ELEMENT LONG NECK 2000W








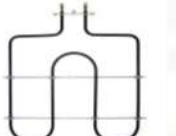
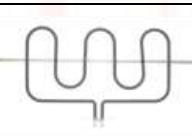


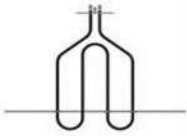

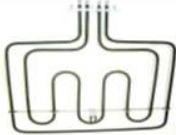
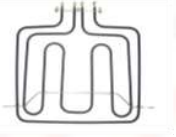
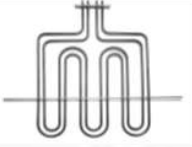


Image	Part Number	Size mm (H x W)	Description
	IM91-05	186	FAN ELEMENT LONG NECK 2500W
	IM91-07	205	FAN ELEMENT SHORT NECK 2000W
	IM91-08	186	FAN ELEMENT 1600W T/S BELLING
	IM91-09	235	FAN ELEMENT 2500W T/S BELLING
	IM91-10	205	1800W FAN ELEMENT T/S EUROMAID
	IM92-02	321 x 291	GRILL ELEMENT 1800W T/S BELLING
	IM92-03	325 x 295	BOTTOM ELEMENT STILE/STAR 1250W
	IM92-04	375 x 306	BOTTOM ELEMENT LOFFRA 1650W
	IM92-05	316 x 507	BOTTOM / GRILL ELEMENT T/S LOFFRA 1750W
	IM92-06	356 x 349	OVEN ELEMENT 1600W T/S IAG
	IM92-07	330 x 280	OVEN ELEMENT 1800W

Image	Part Number	Size mm (H x W)	Description
	IM92-08	305 X 205	GRILL ELEMENT 1500W T/S LOFRA
	IM92-09	400 X 335	ELEMENT 1300W T/S EUROMAID
	IM93-02	354 X 364	GRILL ELEMENT 1800/700W T/S BELLING
	IM93-07	381 x 385	GRILL ELEMENT 1960/870W T/S SMEG
	IM93-08	395 x 302	DUAL GRILL ELEMENT 1000/2500W
	IM93-09	364 x 534	DUAL GRILL ELEMENT 1000/2000W T/S LOFRA
	IM93-10	350 X 370	DUAL GRILL ELEMENT 900/1500W T/S LOFRA

Oven Elements







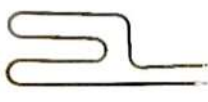


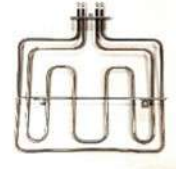



Image	Part Number	Size mm (H x W)	Description
	12570030	185	2300W FAN ELEMENT T/S OMEGA
	20.35120.000	420 X 410	DUAL TOP OVEN ELEMENT 3000W T/S ELECTROLUX
	20.35129.000	430 X 355	GRILL ELEMENT 2200W T/S ELECTROLUX
	20.35130.000	410 X 355	GRILL ELEMENT 2200W T/S ELECTROLUX

Image	Part Number	Size mm (H x W)	Description
	20.35130.010	410 x 355	GRILL ELEMENT 1800W T/S ELECTROLUX
	20.35132.000	440 X 410	DUAL TOP ELEMENT 3000W T/S ELECTROLUX
	20.35134.000	440 X 160	GRILL ELEMENT 1200W T/S ELECTROLUX
	20.35146.000	405 X 350	GRILL ELEMENT 2200W T/S ELECTROLUX
	20.35149.000	205	FAN ELEMENT 2200W T/S ELECTROLUX
	20.40263.000	350 X 355	GRILL ELEMENT 3300W T/S FISHER PAYKEL
	20.40411.010	190	FAN ELEMENT 2200W T/S WHIRLPOOL
	20.40778.000	350 X 355	GRILL ELEMENT 3300W T/S FISHER PAYKEL
	20.40783.000	380 X 370	GRILL ELEMENT 2300W TO SUIT WHIRLPOOL

Hotplates and Accessories











Coil Type Hotplates

Image	Part Number	Description	Alternate Part Number
	TH1039	1800w Hotplate Element	FW390000 9728
	TH1040	1200w Hotplate Element	FW40000 9726
	TH1100	1100w Hotplate Element	FV10A000 9523
	TH1334	1250w Hotplate Element	4800334 2433
	TH1335	1100w Hotplate Element	4383 56335
	TH1336	1800w Hotplate Element	4381 56336
	TH1338	2050W Hotplate Element	2431 4800338
	TH1365	1250W Hotplate Element	1903 820365
	TH1367	2050W Hotplate Element	1901 820367
	TH1501	1800W Hotplate 8"	3501-10
	TH1503	1100W Hotplate 6"	3503-10

Image	Part Number	Description	Alternate Part Number
	TH1710	1250W Hotplate 6"	FK710000 1803-10
	TH1720	2100W Hotplate Element 8"	FK720000 1801-10
	TH1732	1250W Hotplate Element 6"	1753 2733
	TH1733	2100W Hotplate Element 8"	1751 2731
	TH1800	1800W Hotplate 8"	FV11A000 9525
	TH2248	1250W Hotplate 6"	2248G40 1748
	TH2249	2050W Hotplate 8"	2249G40 1749
	TH800C	1250W Hotplate Wired-In 6-1/4"	10338 GB80C000 9560
	TH820C	2050W Hotplate Wired-In 8"	10339 GB82C000 9561

Image	Part Number	Description	Alternate Part Number
	TH8296	1250W Hotplate 6"	1250-10
	TH8299	2100W Hotplate 8"	1248-10
	TH8300	1800W Hotplate 8" with Brown Bowl	FX830000 9729BR
	TH8400	1200W Hotplate 6" with Brown Bowl	FX840000 9730BR
	TFP573087	1200W Fisher & Paykel Hotplate	9807 BLOW
	TFP573088	1900W Fisher & Paykel Hotplate	9808 CALM

Solid Hotplates High Profile 8mm Trim Ring

Image	Part Number	Diameter mm	Wattage/Voltage
	12.14413.003	145	1000W 240V
	18.14453.183	145	1000W 240V
	18.14463.183	145	1500W 240V
	18.14483.003	145	1500W 240V
	18.18453.183	180	1500W 240V
	GEV490016	180	2000W 240V
	18.18483.003	180	2000W 240V
	18.22453.183	220	2000W 240V
	18.22454.183	220	2600W 240V
	12.84284.103	145	1500W 240V

Hotplate Sockets

Image	Part Number	Description
	SE126	Socket Assembly to suit TH2249 & TH2248
	SE127	Socket Assembly to suit TH1733 & TH1732
	SE129	Socket Assembly to suit TH1720 & TH1710

Image	Part Number	Diameter mm	Wattage/ Voltage
	12.84474.103	145	1500W 240V
	12.84483.103	145	1500W 240V
	12.88483.103	180	2000W 240V
	12.88474.103	180	2000W 240V





Low Profile 4mm Trim Ring

Image	Part Number	Diameter mm	Wattage/ Voltage
	13.14356.030	145	1500W 240V
	19.14283.003	145	1500W 240V
	13.14453.030	145	1000W 240V
	19.14463.030	145	1500W 240V
	19.18283.003	180	2000W 240V

Image	Part Number	Diameter mm	Wattage/ Voltage
	19.18463.030	180	2000W 240V
	13.88463.103	180	2000W 240V

Under Glass Hotplates






Image	Part Number	Diameter mm	Watts/ Volts
	10.51111.001	210	2300W 240V
	GEV490044	210/140	2200W 240V
	10.53211.033	230/140	2500W 240V
	10.54111.004	140	1200W 240V
	10.56111.002	160	1200W 240V
	10.57411.603	170 x 265	2400W 240V
	10.58111.004	180	1800W 240V

Image	Part Number	Diameter mm	Watts/ Volts
	10.58211.003	180/120	1700W 240V
	10.59111.042	195	2000W 240V
	10.83431.034	Oval	2000W 240V
	10.88631.434	180	1700W 240V

Robertshaw Energy Regulators

Image	Part Number	Description	Amp / Voltage
	TM32314	Double Pole Separate Pilot Energy Regulator With Centre Bush	15A / 240V
	TM55314	Single Pole Separate Pilot Energy Reg With Centre Bush	15A / 240V
	TM58314	Single Pole Isolated Pilot Energy Reg With Centre Bush	15A / 240V
	TM82314	Double Pole Separate Pilot Energy Reg With Centre Bush	15A / 240V
	TMD3-110	Energy Regulator With Centre Bush to suit dual hotplates	15A / 240V
	TMP101	Single Pole Separate Pilot Energy Regulator With Centre Bush	15A / 240V
	TMSA-V01	Double Pole Energy Regulator With Isolated Pilot with 2 screw mount	15A / 240V
	TMSA-V03	Double Pole Energy Regulator with 2 screw mount	15A / 240V

Fan Motors Fan Forced Oven Fan Motors

Image	Part Number	Description	Shaft Length
	2079	Universal fan forced fan motor with mounting plate	Variable
	OVE007	Universal fan forced fan motor with accessories	Variable
	0214002118K	Electrolux Bios Fan Motor and Accessories	22mm
	C200153	EGO fan forced Motor	17.5mm
	C200192	EGO Vertical Mount fan motor	12.5mm

Barrel Fan Cooling Motors

Image	Part Number	Description	Barrel Length
	TE201R	Right Mounted Rotary fan motor 38W / 240V	125mm
	TE202	Rotary fan motor 38W / 240V	305mm
	TE203	Rotary fan motor 25W / 240V	180mm
	TE203R	Right Mounted Rotary fan motor 25W / 240V	180mm
	TE205	Rotary fan motor 8W / 240V	200mm
	AI795210620	Fan Motor only	Suits multiple clip on barrels

Heat Lamps

Ceramic Ends with Leads



Part Number	Length mm	Wattage	Voltage
64125020	235	500	120
64245021	235	500	240
64241021	345	1000	240
64241622	496	1600	240

Metal Ends with Leads



Part Number	Length mm	Wattage	Voltage
64125021	225	500	120
64245022	225	500	240
64241022	345	1000	240
64241621	496	1600	240
64482521	732	2500	480

Lamps with R7S ceramic fitting



Part Number	Length mm	Wattage	Voltage
54245027	118	500	240
54243022	235	300	240
64243021	118	300	240
64245023	220	500	240
64245028	235	500	240
EC0046	188	1000	240
EC0047	254	1500	240
EC0154	188	750	240

22mm OD Jacketed Lamps with ceramic R7S fitting



Part Number	Length mm	Wattage	Voltage
64241017	118	100	240
64242013	118	200	240
64242014	220	200	240
64243011	118	300	240
64243012	220	300	240
64245014	220	500	240
EC0421	180	350	240
EC0422	180	250	240

Lamps with 80mm Crimped Ends



Part Number	Length mm	Wattage	Voltage
ES0255	180	250	240
ES0256	180	350	240

COMMERCIAL HEATING ELEMENTS & SPARES

Lamp Holders

Image	Part Number	Description
	K504-400	M14 Nut mount lamp holder to suit R7S lamps 10A/240 400mm leads
	DX181C	Flange mount lamp holder to suit R7S lamps
	LA208	Heavy duty flange mount lamp holder to suit R7S lamps
	GEV359544	R7S Bulb socket assembly to suit 118mm lamps
	EC0420	Roband lamp holder

AH Series 240V Heat Lamp Assemblies

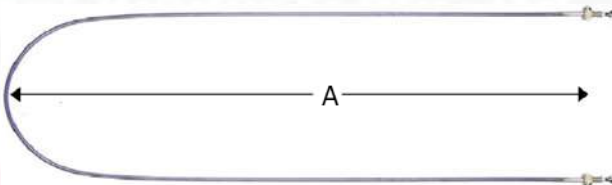


Part Number	Description	Length	Wattage
AH380-1500	QIR Lamp assembly c/w 1 x 500W lamp	380mm	500W
AH600-1500	QIR Lamp assembly c/w 1 x 500W lamp	600mm	500W
AH900-2500	QIR Lamp assembly c/w 2 x 500W lamps	900mm	1000W
AH1200-2500	QIR Lamp assembly c/w 2 x 500W lamps	1200mm	1000W
AH1500-3500	QIR Lamp assembly c/w 3 x 500W lamps	1500mm	1500W
AH1800-4500	QIR Lamp assembly c/w 4 x 500W lamps	1800mm	2000W

Please note custom sizes can also be provided as necessary. All units are supplied with 64245014 or 64243012 as a standard lamp

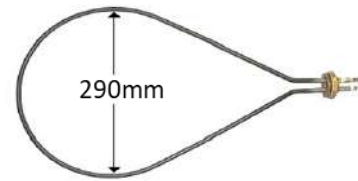
Pre-formed Heating Elements

U-Shaped Bain Marie Elements with 250mm Centres & 3/8" Bushes



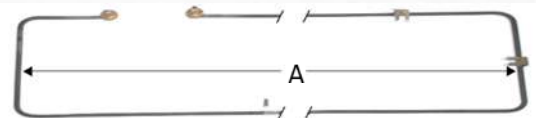
Part Number	Wattage / Voltage	Dimension A mm
TP709	2400W/240V	900
TP712	2400W/240V	1200
TP715	2400W/240V	1500
TP718	2400W/240V	1800

Snow Shoe Bain Marie Elements with 1" BSP Thread



Part Number	Wattage / Voltage	Penetration length mm
TP700	1500W/240V	450mm
TP701	2400W/240V	450mm

Roband Bain Marie Elements



Part Number	Wattage / Voltage	Dimension A mm
HC0030	1200W/240V	370
HC0031	1800W/240V	660
HC0032	2700W/240V	1000
HC0033	2700W/240V	1290
HC0034	2700W/240V	1580

Bend It Yourself Elements



31 kW / sq. m Elements For Wet & Dry Use

Part Number	Wattage/Voltage	Length mm
H03716	500W/240V	675
H03717	1000W/240V	1295
H03718	1250W/240V	1635
H03719	1500W/240V	1935

46.5 kW / sq. m elements for Water or Air Heating

Part Number	Wattage/Voltage	Length mm
H03790	500W/240V	455
H03791	750W/240V	675
H03792	1000W/240V	875
H03793	1250W/240V	1095
H03794	1500W/240V	1295
H03795	1800W/240V	1555
H03796	2000W/240V	1735
H03797	2400W/240V	2155
H03798	3000W/240V	2575

120kW / sq. m Elements For Water Heating Only

Part Number	Wattage/Voltage	Length mm
H03721	1250W/240V	445
H03722	1500W/240V	545
H03723	1800W/240V	645
H03724	2000W/240V	715
H03725	2400W/240V	850
H03726	3000W/240V	1048
H03727	3600W/240V	1250
H03728	4800W/240V	1650


Rotisserie Element



Part Number	Penetration Length	Centres mm	Wattage
SCR25	710mm	68	2500W
SCR25A	710mm	48	2500W
SCR28	885mm	48	2800W
SCR32	1080mm	48	3200W


Solenoid Valves & Accessories

Straight Solenoid Valves



Part Number	Description	Inlet Thread	Outlet Size
GEV370017	Single Solenoid Valve	3/4"	11.5mm
GEV370018	Single Solenoid Valve	3/4"	14mm
GEV370021	Dual Solenoid Valve	3/4"	11.5mm
GEV370022	Dual Solenoid Valve	3/4"	14mm

90° Angled Solenoid Valves



Part Number	Description	Inlet Thread	Outlet Size
GEV370015	Single Solenoid Valve	3/4"	11.5mm
GEV370016	Single Solenoid Valve	3/4"	14mm
GEV370019	Dual Solenoid Valve	3/4"	11.5mm
GEV370020	Dual Solenoid Valve	3/4"	14mm

Flow Rate Reducers



Part Number	Flow Rate (lt / min)	Color	Tolerance
GEV371220	3	Red	±15%
GEV371221	5.5	Yellow	±15%
GEV371222	6	Grey	±15%
GEV371223	10	White	±15%
GEV371224	12	Blue	±15%
GEV371225	16	Light Brown	±15%
GEV371226	20	Red	±15%



Part Number	Flow Rate (lt / min)	Color	Tolerance
GEV371230	0.25	Red	±25%
GEV371231	0.35	Violet	±25%
GEV371232	0.5	Orange	±25%
GEV371233	0.8	White	±25%
GEV371234	1	Light Blue	±25%
GEV371235	1.2	Brown	±25%
GEV371236	1.5	Light Brown	±25%
GEV371237	2.5	Yellow	±25%
GEV371238	3.4	Dark Green	±25%
GEV371239	5	Black	±25%
GEV371240	8	Blue	±25%

HOT WATER ELEMENTS & CONTROLS

Bolt On Hot Water Element with connected leads and gasket to suit



Part Number	Watts Density	Wattage	Penetration Length mm
TA1800B	120 kW/m ²	1800	190
TA2400B	120 kW/m ²	2400	240
TA3000B	120 kW/m ²	3000	260
TA3600B	120 kW/m ²	3600	340
TA4800B	164 kW/m ²	4800	425
TA6000B	***	6000	460

Low Watts Density Hot Water Element with connected leads and gasket to suit for hard water

Part Number	Wattage	Voltage	Penetration Length mm
SW36BS	3600	240	460
SW48BS	4800	240	610
SW60BS	6000	240	700



Bolt On Sickle Hot Water Element with connected leads and gasket to suit

Part Number	Watts Density	Wattage	Penetration Length mm
TA1800	120 kW/m ²	1800	270
TA2400	120 kW/m ²	2400	295
TA3000	120 kW/m ²	3000	260
TA3600	120 kW/m ²	3600	320
TA4800	120 kW/m ²	4800	325

Copper Bolt On Sickle Hot Water Element with connected leads and gasket to suit

Part Number	Watts Density	Wattage	Penetration Length mm
TC1800	120 kW/m ²	1800	270
TC2400	120 kW/m ²	2400	295
TC3600	120 kW/m ²	3600	320
TC4800	120 kW/m ²	4800	325

Ceramic Bobbin Elements

2" Ceramic Bobbin Water Heating Element



Part Number	Wattage	Penetration Length mm	Copper Sheath To Suit
B	4800	525	SH36
B1	3600	500	SH36
B2	3000	500	SH30
B3	2400	370	SH24
B4	2000	370	SH24
B5	1800	370	SH18
B6	1500	320	SH15

Hot Water Thermostats

TST Series Surface Mount Thermostats



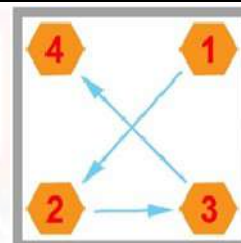
Img	Part Number	Temp Range	Eco Reset	Notes
1	TST1002	50-80°C	N/A	Single Pole
1	TST1006	63-93°C	N/A	Dairy
2	TST1201	50-70°C	Y	Single / Bottom
2	TST1205	60-80°C	Y	Single / Bottom
2	TST1208	70°C	Y	Heat Pump
2	TST1301	50-70°C	Y	Solar
3	TST2201	50-70°C	Y	Dual / Boost
3	TST2307	60°C	Y	Dual Solar

Please note knob colors will differ depending on part selected.

Bolt on Element Installation Recommendations

WHEN FITTING ELEMENT BOLTS FINGER TIGHTEN TO SITE ELEMENT HEAD AND GASKET INTO CORRECT POSITION THEN TIGHTEN BOLTS USING TORQUE WRENCH SET TO 8NM IN THE FOLLOWING ORDER:

TOP RIGHT - BOTTOM LEFT - BOTTOM RIGHT - TOP LEFT



Screw In Hot Water Elements

1" BSP Screw in Elements supplied with connected leads and gasket to suit



Part Number	Watts Density	Wattage	Penetration Length mm
H03560	120	600	145
H03561	120	900	200
H03562	120	1200	245
H03563	120	1500	205
H03564	120	1800	235
H03565	120	2000	255
H03566	120	2400	290
H03567	120	3000	295
H03569	140	3600	300
H03570	140	4800	395

1½" BSP Screw in Element with built in thermowell and screw terminals



Part Number	Watts Density	Wattage	Penetration Length mm
H03571	120 kW/m2	1800	205
H03572	120 kW/m2	2000	220
H03573	120 kW/m2	2400	260
H03574	120 kW/m2	3000	305
H03575	120 kW/m2	3600	355
H03576	120 kW/m2	4800	450

2" BSP Screw in Element with built in thermowell and screw terminals



Part Number	Watts Density	Wattage	Penetration Length mm
H03580	120 kW/m2	1800	190
H03581	120 kW/m2	2000	210
H03582	120 kW/m2	2400	255
H03583	120 kW/m2	3000	305
H03584	120 kW/m2	3600	345
H03585	120 kW/m2	4800	460

Nickel Plated Copper Water Heating Elements

Image	Part Number	Description
	TUE1500	1500W Heating Element
	TUE2400	2400W Heating Element
	TWB2400	2400W Spiral Water Heating Element with 3/8" BSP bushes
	TUE4200	2400W Heating Element

Thermostats & Accessories

Surface Mount Thermostats



Img	Part Number	Temp Range	Eco Reset	Notes
1	T20433-3-1	60-82°C	90°C	Single / Bottom
2	TP-140	Fixed 60°C	N/A	
2	TP-170	Fixed 77°C	N/A	
2	TP-205	Fixed 95°C	N/A	

Stem Type Thermostats



Img	Part Number	Temp Range	Eco Reset	Sheath to suit
1	TP7	40-80°C	N/A	VK7
1	TP11	40-80°C	N/A	VK11

INDUSTRIAL ELEMENTS AND ACCESSORIES

Fan Forced Through The Wall Module



Ideal for both temporary and permanent heating applications, Hotco's through the wall modules are the perfect way to provide consistent fan forced heat into a sealed environment. Thermostatically controlled these heaters are easy to install and are fitted with overtemp protection for your piece of mind.

Part Number	Description
GM25007	Fan heater thru wall module 2.2kW 0-40oC
GM25008	Fan heater thru wall module 2.2kW 30-110oC
GM25009	Fan heater thru wall module 2.2kW 60-200oC
GM25010	Fan heater thru wall module 2.2kW 50-300oC


Helios Blower Units



Hotcos heaters are designed to provide high volume hot air for comfort heating & industrial process applications. These units are easy to install and come with manual reset safety thermostats, solid state variable speed controls, 3 phase main isolating switches and a contactor factory installed. A dual purpose mounting frame is available enabling either wall or ceiling mount.

Part Number	Description	Approx Air Delivery - Temp Rise		
		Max Speed 2400m ³ /Hr	Mid Speed 1400m ³ /Hr	Min Speed 700m ³ /Hr
HBH 4.5	Blower heater module 4.5kW	5°C	9°C	18°C
HBH 9	Blower heater module 9kW	10°C	18°C	36°C
HBH13.5	Blower heater module 13.5kW	15°C	27°C	54°C
HBH 18	Blower heater module 18kW	20°C	36°C	72°C

Cartridge Heaters



Part Number	Reamed Hole Diameter	Length +/- 1.5% min	Wattage/ Voltage
CM16806	10mm	50mm	70W/240V
CM16821	10mm	60mm	90W/240V
CM16823	10mm	80mm	130W/240V
CM16824	10mm	90mm	150W/240V
CM16808	10mm	100mm	170W/240V
CM16809	10mm	125mm	220W/240V
CM16825	10mm	175mm	320W/240V
CM16811	10mm	200mm	360W/240V
CM16827	10mm	275mm	510W/240V
CM16828	10mm	300mm	560W/240V
CM17556	12mm	90mm	180W/240V
CM17557	12mm	100mm	200W/240V
CM17560	12mm	175mm	380W/240V
CM17563	12mm	250mm	550W/240V
CM17564	12mm	275mm	610W/240V
CM17573	16mm	125mm	350W/240V
CM17575	16mm	175mm	510W/240V
CM17576	16mm	200mm	580W/240V

Notes: For a reasonable cartridge life the cartridge must be inserted into a tolerance reamed hole

For a better heat transfer and easier cartridge removal, prior to insertion coat the cartridge with our anti-oxidation and heat transfer fluid. For extended life use a PID controller. Contact us for details

All cartridge heaters come with 300mm leads. For other sizes / wattages contact us for information

Ceramic Strip Heaters



Part Number	Overall Length mm	Wattage/Voltage
S020XC	203	50W / 240V
S033XC	330	100W / 240V
S050XC	495	150W / 240V
S050LC	495	150W / 240V

Available in a variety of sizes and wattages, contact us for more details

STAINLESS STEEL FINNED AIR HEATERS

46.5kW/m² Watts Density Series

U Form Finned Air Heaters 50mm Centres



Part Number	Wattage	Max Reach (+/- 10mm)	Weight Kg
GW-4061-U	650	230	0.4
GW-4062-U	750	280	0.5
GW-4063-U	1000	378	0.6
GW-4064-U	1250	430	0.75
GW-4065-U	1500	534	1
GW-4066-U	1750	580	1.1
GW-4067-U	2000	670	1.25
GW-4069-U	2500	830	1.5
GW-4071-U	3000	980	1.8
GW-4072-U	3500	1164	2.1
GW-4073-U	4000	1280	2.3
GW-4074-U	4500	1468	2.6
GW-4075-U	5000	1580	2.9

W Form Finned Air Heaters 150mm Centres



Part Number	Wattage	Max Reach (+/- 10mm)	Weight Kg
GW-4062-W	750	155	0.5
GW-4063-W	1000	205	0.6
GW-4064-W	1250	235	0.75
GW-4065-W	1500	285	1
GW-4066-W	1750	310	1.1
GW-4067-W	2000	365	1.25
GW-4069-W	2500	435	1.5
GW-4071-W	3000	510	1.8
GW-4072-W	3500	600	2.1
GW-4073-W	4000	660	2.3
GW-4074-W	4500	755	2.6
GW-4075-W	5000	810	2.9

Triple U Form Finned Air Heaters 275mm Centres



Part Number	Wattage	Max Reach (+/- 10mm)	Weight Kg
GW-4065-X	1500	200	1
GW-4066-X	1750	215	1.1
GW-4067-X	2000	250	1.25
GW-4069-X	2500	300	1.5
GW-4071-X	3000	350	1.8
GW-4072-X	3500	410	2.1
GW-4073-X	4000	450	2.3
GW-4074-X	4500	515	2.6
GW-4075-X	5000	550	2.9

60kW/m² Watts Density Series

U Form Finned Air Heaters 50mm Centres



Part Number	Wattage	Max Reach (+/- 10mm)	Weight Kg
GW-4471-U	750	228	0.4
GW-4472-U	1000	283	0.5
GW-4473-U	1250	348	0.6
GW-4474-U	1500	406	0.7
GW-4475-U	1750	460	0.8
GW-4476-U	2000	528	1
GW-4477-U	2500	639	1.2
GW-4478-U	3000	748	1.4
GW-4479-U	3500	860	1.5
GW-4480-U	4000	975	1.8
GW-4481-U	4500	1110	2.1
GW-4482-U	5000	1237	2.3
GW-4483-U	6000	1455	2.6

W Form Finned Air Heaters 150mm Centres




Part Number	Wattage	Max Reach (+/- 10mm)	Weight Kg
GW-4472-W	1000	154	0.5
GW-4473-W	1250	184	0.6
GW-4474-W	1500	218	0.7
GW-4475-W	1750	240	0.8
GW-4476-W	2000	278	1
GW-4477-W	2500	334	1.2
GW-4478-W	3000	384	1.4
GW-4479-W	3500	439	1.5
GW-4480-W	4000	500	1.8
GW-4481-W	4500	569	2.1
GW-4482-W	5000	632	2.3
GW-4483-W	6000	738	2.6

Triple U Form Finned Air Heaters 275mm Centres



Part Number	Wattage	Max Reach (+/- 10mm)	Weight Kg
GW-4476-X	2000	198	1
GW-4477-X	2500	237	1.2
GW-4478-X	3000	273	1.4
GW-4479-X	3500	311	1.5
GW-4480-X	4000	349	1.8
GW-4481-X	4500	394	2.1
GW-4482-X	5000	436	2.3
GW-4483-X	6000	509	2.6

2" BSP Triple Immersion Elements



Part Number	Wattage	Voltage	Penetration Length (A) mm
HOT04A000	10kw	240V	620
HOT04A001	10kw	415V	620
HOT04B000	15kw	240V	930
HOT04B001	15kw	415V	930
HOT04C000	20kw	240V	1180
HOT04C001	20kw	415V	1180
HOT310000	6.0kw	240V	560
HOT31A000	3.6kw	240V	330
HOT31B000	4.8kw	240V	380
HOT31C000	7.2kw	240V	730
HOT31D000	9.6kw	240V	965
HOT41A000	1.5kw	240V	500
HOT41B000	2.4kw	240V	600
HOT41C000	3.6kw	240V	620
HOT41D000	4.8kw	240V	825
HOT41E000	6.0kw	240V	1260
HOT500000	6.0kw	240V	560
HOT50A000	3.6kw	240V	330
HOT50B000	4.8kw	240V	330
HOT50C000	7.2kw	240V	730
HOT50D000	9.6kw	240V	962

Terminal Covers



Part Number	Description
OSB-2	Orange Spun Box Terminal Cover T/S 2IN BSP small hex head
OSB-2-LGE	Orange Spun Box Terminal Cover T/S 2IN BSP large hex head

Cutable Heating Tape

Image	Part Number	Description
	FKSR/30	Cable constant watt SR 240V 30W/m
	FKSR/50	Cable constant watt SR 240V 50W/m
	FKSRTK	Terminating kit for EXT tape
Maximum Circuit Length 60 metres		

TG3 Portable Immersion Element



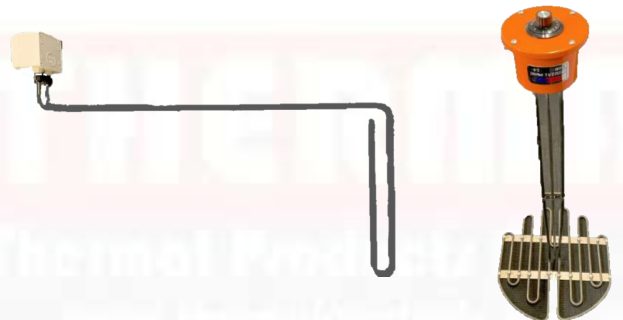
Part Number	Description
TG3	2.4kW 240V portable over the side water heating element with 1.8mt lead For industrial and commercial usage only.

Drum Heating Elements Band Heaters



Part Number	Description	Temperature
DM44TS	Drum heater band 200 litre S/S heavy duty 240V 2.4kW	50-300c
DH55230TS	Flexible Silicon Drum heater 200 litre 240V 1kW	30-150c

Immersion Heating Elements



Part Number	Description	Thermostat Temp Range
DMDA36	Drum heater bung hole entry 200 litre 240V 3.6kW	30-120c
DH55230TS	Open top drum wax melting immersion heater, 240v, 2.4kW t/s 44 Gal/200 Litre	30-110c

Quartz Immersion Heater (Fixed) in IP66 enclosure



Part Number	Description	Insertion Length mm	Heated Length mm
QIH5KW	5kw Withdrawable element	900	650
QIH4KW	4kw Withdrawable element	820	570
QIH3KW	3kw Withdrawable element	740	490
QIH2KW	2kw Withdrawable element	680	430

Thermostats & Controls

EGO Thermostats



51 Series Capillary Thermostats 20A(4A) 240V						
Part Number	Temp Range	Capillary Length	Probe Size (mm)	Contacts	Knob to suit	Stuffing Gland
51.16915.100	0-40	890mm	104 x 8	Changeover	524.104A	-



55.13 Series Capillary Thermostats 16A(4A) 240V (unless noted)							
Part Number	Features / Applications	Temp Range	Capillary Length mm	Probe Size (mm)	Contacts	Knob to suit	Stuffing Gland
55.13001.150	Spa pools	0 – 40	390	108 x 6	Single contact	524.104A	
55.13012.740	Water heaters	50 – 79	870	83 x 6	Single contact	929.27	
55.13022.010	General applications	31 – 110	870	113 x 6	Single contact	524.105A	✓
55.13022.050	Bain Mariés-Urns etc.	31 – 110	870	113 x 6	Single contact	524.105A	
55.13024.020	Bain Mariés-Urns etc.	30 – 110	1170	113 x 6	Single contact	524.105A	✓
55.13034.040	Deep Fat Fryers	55 – 200	1430	77 x 6	Single contact	524.106A	✓
55.13042.180	Deep Fat Fryers	98 – 205	870	157 x 4	Single contact	524.102A	✓
55.13042.230	Gas Deep Fryers	98 – 205	870	157 x 4	Gold Contacts // 0.5amp	524.102A	✓
55.13052.110	Ovens / Griddle Plates	65 – 288	870	91 x 4	Single contact	524.101A	
55.13053.010	Griddle plates	50 – 270	1130	160 x 3.1	Single contact	524.111A	
55.13055.050	Barbeque	60 – 256	1770	Pan Sensor	Single contact	N/A	
55.13064.110	Ovens	50 – 320	1430	160 x 3.1	Single contact	524.156A	
55.13072.150	Pastry Ovens	60 – 380	830	228 x 3.9	Single contact	N/A	
55.13082.040	Pizza Ovens	50 – 460	600	228 x 3.9	Single contact	524.86	
55.13111.110	Coopers Boil & Brew	74	390	147 x 6	Single Contact	N/A	✓
55.13112.140	Auto reset	92	870	113 x 6	Single Contact	N/A	✓
55.13202.130	Hot House/ Incubators	20 – 50	870	173 x 6	Changeover	524.103A	
55.13204.010	General applications	0 – 40	1430	147 x 6	Changeover	524.104A	
55.13205.010	Refrigeration	-1	1730	98 x 6	Changeover	N/A	
55.13219.320	General applications	32 – 90	710	129 x 6	Changeover	N/A	
55.13232.010	Deep Fat Fryers	60 – 200	850	75 x 6	Changeover	524.106A	
55.13234.010	Deep Fat Fryers	62 – 200	1430	77 x 6	Changeover	524.106A	✓
55.13244.010	Ovens / Steam Ovens	50 – 250	1430	160 x 3.1	Changeover	524.110A	✓
55.13262.010	Ovens	50 – 320	870	160 x 3.1	Changeover	524.107A	




55.135 Series Capillary Thermostats 16A(4A) 240V (unless noted)						
Part Number	Features / Applications	Fixed Temp	Capillary Length	Probe Size (mm)	Contacts	Stuffing Gland
55.13501.030	Spa Heaters Manual Reset	48	390	94 x 6	Single Contact	
55.13511.060	Spa Heaters Manual Reset	55	390	94 x 6	Single Contact	
55.13512.090	Manual Reset	100	870	77 x 6	Single Contact	
55.13512.110	Manual Reset	75	870	77 x 6	Single Contact	
55.13512.120	Manual Reset	90	830	98 x 6	Single Contact	
55.13521.080	Manual Reset	120	350	147 x 6	Single Contact	
55.13544.010	Deep Fryer Manual Reset	238	1470	77 x 6	Single Contact	✓
55.13583.010	Oven Manual Reset	420	1130	228 x 3.9	Single Contact	




55.136 Series Capillary Thermostats 16A(4A) 240V (unless noted) with Auxiliary Contact Switch						
Part Number	Features / Applications	Temp Range	Capillary Length	Probe Size (mm)	Contacts	Knob to suit
55.13602.030	Fan heaters	0 – 40	870	Spiral 95 x 25	Single Contact	524.104A
55.13664.050	Ovens	50 – 320	1430	160 x 3.1	Single Contact	524.156A
55.13664.060	Ovens / Bake – Grill	50 – 320	1430	160 x 3.1	Changeover	524.113A
55.13664.070	Fan Oven	50 – 320	1430	160 x 3.1	Single Contact	524.156A
55.13664.080	Oven – bake / grill	70 – 341	1430	147 x 3.1	Single Contact	N/A
55.13669.040	Fan Ovens	50 – 320	2380	160 x 3.1	Single Contact	524.107A



55.17 Series Capillary Thermostats 16A(4A) 240V (unless noted)							
Part Number	Features / Applications	Temp Range	Capillary Length mm	Probe Size (mm)	Contacts	Knob to suit	Stuffing Gland
55.17022.010	Urn's etc	30 – 120	860	113 x 6	Single contact	524.115A	✓
55.17024.010	Bain Marie's / Urns etc	30 – 110	1440	94 x 6	Single contact	524.105A	✓
55.17042.050	Deep Fat Fryers	98 – 205	840	87 x 6	Single contact	524.102A	✓
55.17052.040	Ovens / Griddle Plates	48 – 285	840	152 x 3	Single contact	524.101A	
55.17059.150	Ovens	57 – 287	1060	120 x 3.03	Single contact	N/A	
55.17062.180	Ovens	50 – 320	840	160 x 3.1	Single contact	524.107A	
55.17063.040	Ovens	50 – 320	1440	160 x 3.1	Single contact	524.156A	
55.17063.050	Ovens	50 – 320	1440	160 x 3.1	Single contact	524.156A	
55.17204.010	General applications	0 – 40	1440	147 x 6	Change over	524.104A	



55.18 Series Capillary Thermostats 16A(4A) 240V (unless noted)						
Part Number	Features / Applications	Temp Range	Capillary Length mm	Probe Size (mm)	Contacts	Knob to suit
55.18001.010	Heating applications	0 – 40	390	147 × 6	Single contact	524.104A
55.18002.010	Seed propagation	0 – 40	870	147 × 6	Single contact	524.104A
55.18003.010	General applications	2.5 – 40	1170	147 × 6	Single contact	N/A
55.18022.020	Urns etc.	30 – 120	870	102 × 6	Single contact	524.115A
55.18064.020	Oven	50 – 320	1470	160 × 3.1	Single contact	524.107A
55.18064.040	Oven	50 – 320	1470	160 × 3.1	Single contact	524.156A
55.18064.090	Oven	50 – 320	1470	160 × 3.03	Single contact	524.156A
55.18224.010	General applications	30 – 110	1470	113 × 6	Changeover	524.105A
55.18664.020	Fan Oven	54 – 324	1470	160 × 3.1	Single Contact w/ Fan Switch	524.107A
55.18664.040	Fan Oven	50 – 320	1470	160 × 3.1	Single Contact w/ Fan Switch	524.156A
55.18664.050	Fan Oven	50 – 320	1470	160 × 3.1	Single Contact w/ Fan & Aux Switch	524.156A



55.34 Series Capillary Thermostats 20A(4A) 240V (unless noted)							
Part Number	Features / Applications	Temp Range	Capillary Length	Probe Size (mm)	Contacts	Knob to suit	Stuffing Gland
55.34024.040	Water boilers	32 – 110	1480	138×6	3 pole	524.105A	
55.34029.010	Saunas	28 – 112 32 – 116 36 – 120	2300	129×6	3 pole – Each pole 4° apart	N/A	
55.34029.070	General applications	32 – 110	3520	140×6	3 pole	524.105A	
55.34032.050	Deep Fat Fryers	65 – 200	880	77×6	3 pole	524.106A	✓
55.34054.060	General applications	50 – 300	1440	292×4	3 pole	524.81	▪
55.34062.040	General applications	50 – 320	880	226×3.1	2 pole	N/A	
55.34202.040	Air Con / Hot houses	8 – 34 10 – 36 12 – 38	880	215×6	3 pole, Each pole 2° apart	N/A	
55.34314.130	Commercial Dishwashers	80 / 92 / 92	1480	173×6	3 pole fixed temp. for each pole	N/A	✓
55.34314.160	Commercial Dishwashers	82 / 90 / 90	1480	173×6	3 pole fixed temp for each pole	N/A	✓



55.19 Series Capillary Thermostats 16A(4A) 240V (unless noted)					
Part Number	Features / Applications	Temp Range	Capillary Length	Probe Size (mm)	Contacts
55.19052.837	General use	40 - 270	900	145 × 3	Single Contact
55.19053.823	General use	55 - 277	900	190 × 3	Single Contact
55.19053.828	General use	42-93	1200	190 × 3	Single Contact
55.19059.806	General use, twin probe	55 - 285	1200	114 × 3	Single Contact
55.19059.810	General use, twin probe	55 - 280	900	140 × 3	Single Contact
55.19059.812	General use, twin probe	50 - 285	1100	114 × 3	Single Contact
55.19059.835	General use, twin probe	64 - 285	900	114 × 3	Single Contact
55.19112.800	Auto Reset	55	900	130 × 6	Single Contact
55.19522.020	Manual Reset	130	870	130 × 6	Single Contact



55.32 Series Capillary Thermostats 20A(4A) 240V (unless noted)						
Part Number	Features / Applications	Fixed Temp	Capillary Length mm	Probe Size (mm)	Contacts	Stuffing Gland
55.32522.010	General Applications	110	890	94 × 6	3 Pole manual reset Failsafe	
55.32542.120	Special Applications	228	890	87 × 6	3 Pole manual reset changeover	✓
55.32542.300	Gas Deep Fryers Limit	230	890	87 × 6	Manual Reset Failsafe Gold Contacts 0.5AJ12V	✓



56 Series Capillary Thermostats 16A(4A) 240V (unless noted)						
Part Number	Features / Applications	Fixed Temp	Capillary Length	Probe Size (mm)	Contacts	Stuffing Gland
56.10549.640	Deep Fryers Limit	220	700	77 × 6	Manual Reset Failsafe Gold contacts 0.5A/12V	✓
56.10565.510	Ovens	360	1760	160 × 3.1	Trip free & fail safe	
56.10572.510	Ovens	365	860	76 × 5	Manual Reset Failsafe Gold contacts 0.5A/12V	✓

Rainbow Capillary Thermostats

TS Capillary Thermostats 20A(4A) 250V (unless noted) complete with knob and bezel



TS Style



RNTS Style


Part Number	Features / Applications	Temp Range	Capillary Length	Probe Size (mm)	Contacts	Knob to suit	Stuffing Gland
TS-040S	General Purpose	0-40	1500	6 x 125	Changeover	Included	
TS-050S	General Purpose	0-50	1500	6 x 125	Changeover	Included	
TS-120SB	General Purpose	0-120	1500	5 x 101	Changeover	Included	
TS-120ST	General Purpose	0-120	1500	5 x 101	Single Contact	Included	✓
TS-200S	General Purpose	0-200	1500	5 x 84	Changeover	Included	▪
TS-200SBL	General Purpose	0-200	1500	5 x 84	Changeover	Included	✓
TS-320S	General Purpose	50-320	1500	3 x 143	Single Contact	Included	

RNTS Heavy Duty Capillary Thermostats 30A 250V (unless noted) complete with knob and bezel

RNTS-120S	General Purpose	0-120	1000	8 x 166	Single Contact	Included	✓
RNTS-200S	General Purpose	0-200	1000	5.8 x 153	Single Contact	Included	✓
RNTS-320S	General Purpose	0-320	1000	5.8 x 152	Single Contact	Included	

Robertshaw Thermostats

EA Series Capillary Thermostats 25A(4A) 250V (unless noted)



Part Number	Features / Applications	Temp Range	Capillary Length	Probe Size (mm)	Contacts	Knob to suit	Stuffing Gland
EA3-511	Fixed Temp Zip Boilers	88		130 x 9	Single Contact	N/A	
RX10-36	Gas Deep Fryer	95 – 205	1130	130 x 9	M/Volt Only	P2670	✓
RX1-36	Gas Deep Fryer (USA)	95 – 205	1130	#	M/Volt Only	P2670	✓
TEA3447	Domestic	70 – 290	1520	288 x 5	Single Contact	103K	✓
TEA5497	Bake Oven	70 – 290	1830	288 x 5	Single Contact	P2638	
TEA5607	Bain Marie Hosp. Equip	15 – 120	1830	115 x 10	Single Contact	P2662	✓
TEA5701	Fryers	95 – 205	1220	145 x 10	Single Contact	P2670	✓
Robert Shaw Fryer Thermostats							



Part Number	Features / Applications	Temp Range	Capillary Length	Probe Size (mm)	Contacts	Amps	Stuffing Gland
GS7005K	Gas Fryer	95-205					
LCH-0025	Fryer Manual Reset	232	870	75 x 7.5	Single Contact	20A	✓
LCCM-0017	Fryer Auto Reset	232	870	75 x 7.5	Single Contact	20A	✓
LCHM0503000	Fryer Manual Reset	232	870	75 x 7.5	Single Contact	20A	✓

Energy Regulators

Image	Part Number	Description	Amp / Voltage	Knob to suit
	50.56078.007	Single Pole Separate Pilot EGO Energy Regulator With Centre Bush	13A / 240V	524.100 / 524.010
	50.56078.008	Single Pole Separate Pilot EGO Energy Regulator With Centre Bush	13A / 240V	524.100 / 524.010
	50.57031.010	Double Pole Separate Pilot EGO Energy Regulator With Screw Mount	7A / 400V	524.100 / 524.010
	50.57071.010	Double Pole Separate Pilot EGO Energy Regulator With Screw Mount	13A / 240V	524.100 / 524.010
	TIG-6303	Single Pole Separate pilot simmerstat with centre bush c/w knob. Mounting - 12mm Thread	13A / 240V	Included

Swann Rotary Switches



Part Number	Description	Amps / Volts	Alt Part No
3820-806-00	4 Position Rotary Switch To Suit Arrow / Kanara Heaters	10A/ 240V	
3820-830-00	4 Position Rotary Switch	10A/ 240V	46431
3820-831-00	4 Position Rotary Switch	10A/ 240V	0534001695

European Oven Rotary Switches

Image	Part Number	Description	Index Positions	Volts/ Amps
	PA210032013	Selector Switch	8	16/240
	PA210032014	Selector Switch	5	16/240
	AI20004597	Selector Switch	10	16/240
	A/034/08	Selector Switch	9	16/240
	A/034/09	Selector Switch	9	16/240
	A/034/11	Selector Switch	9	16/240
	263900053	Selector Switch	8	16/250
	33301001	Selector Switch	6	16/240

EGO Rotary Switches

Image	Part Number	Description	Index Positions	Amps/Volts
	41.32523.002	Oven Function Switch	5	16/240
	41.32723.030	6 Heat Switch	7	12/240
	41.44723.030	4 Way Block switch. 6 heat control for hotplates	7	10/230
	42.00000.013	Oven Function Switch	10	16/240
	42.02000.003	Oven Function Switch	0,30-310oC	16/240
	42.02400.002	Oven Function Switch	0,30,60-270, 300o Angular	16/240
	42.02900.024	Oven Function Switch	0,30,60-310o angular	16/240
	42.02900.025	Oven Function Switch	0,30-310o Angular	16/240
	42.02900.026	Oven Function Switch	0,30-330o Angular	16/240
	42.02900.028	Oven Function Switch	0,30,60-310o Angular	16/240
	42.02901.000	Oven Function Switch	0,30,60-270o Angular	16/240
	42.04400.014	Oven Function Switch	4	16/240
	42.04400.022	Oven Function Switch	4	16/240

Image	Part Number	Description	Index Positions	Amps/Volts
	42.04400.024	Oven Function Switch	4	16/240
	42.04900.000	Oven Function Switch	2	16/240
	42.05000.002	Oven Function Switch	5	16/240
	42.05000.009	Oven Function Switch	5	16/240
	42.05100.001	Oven Function Switch	5	16/240
	42.05100.002	Oven Function Switch	5	16/240
	42.05800.002	Oven Function Switch	5	16/240
	42.05800.003	Oven Function Switch	5	16/240
	42.06000.015	Oven Function Switch	6	16/240
	42.06000.028	Oven Function Switch	6	16/240
	42.06000.033	Oven Function Switch	6	16/240
	42.06000.042	Oven Function Switch	6	16/240
	42.06400.001	Oven Function Switch	3	16/240
	42.07000.005	Oven Function Switch	7	16/240

Image	Part Number	Description	Index Positions	Amps/ Volts	Knob
	42.07000.016	Oven Function Switch	7	16/240	n/a
	42.08000.009	Oven Function Switch	8	16/240	n/a
	42.08000.013	Oven Function Switch	8	16/240	n/a
	42.08000.021	Oven Function Switch	8	16/240	n/a
	42.09000.006	Oven Function Switch	8	16/240	n/a
	42.09000.017	Oven Function Switch	8	16/240	n/a
	42.09000.032	Oven Function Switch	8	16/240	n/a
	42.09001.000	Oven Function Switch	9	16/240	n/a
	42.09100.001	Oven Function Switch	9	16/240	n/a
	43.24232.000	3 Heat Switch (anticlockwise increase)	4	32/240	524.058A
	43.25232.000	4 Heat Switch (anticlockwise increase)	5	32/240	n/a
	43.27232.000	6 Heat Switch (Anticlockwise increase)	7	32/240	524.051A
	46.23866.551W	Oven Function Switch	0,30,60,90-280,310o angular	16/240	n/a
	46.23966.542	Oven Function Switch	0,30-270,300o angular	16/240	n/a
	46.23966.545	Oven Function Switch	0,30-270,300o angular	16/240	n/a

Image	Part Number	Description	Index Position	Amps/ Volts	Knob
	46.25866.511	Oven Function Switch	5	16/240	n/a
	46.26866.501	Oven Function Switch	6	16/240	n/a
	46.26866.508	Oven Function Switch	6	16/240	n/a
	46.26866.518	Oven Function Switch	6	16/240	n/a
	46.26966.503	Oven Function Switch	6	16/240	n/a
	46.27266.500	6 Heat Switch (Anticlockwise increase)	7	16/240	n/a
	46.27266.530	6 Heat Switch	7	16/240	n/a
	46.27266.620	6 Heat Switch (Clockwise Increase)	7	16/240	n/a
	46.36866.501	Oven Function Switch	6	16/240	n/a
	46.36966.500	Oven Function Switch	6	16/240	n/a
	46.37966.503	Oven Function Switch	7	16/240	n/a
	49.22015.000	Rotary Isolating Switch	2 pole on/off/on/off	16/240	n/a
	49.24015.500	3 Heat Switch (anticlockwise increase)	4	16/240	524.058A
	49.24615.010	Dishwasher Function	4	16/240	n/a
	49.27215.000	6 Heat Switch (anticlockwise increase)	7	16/240	524.015A

Oven Lamps



Image	Part #	Description
1	B0003	Lamp Holder Assembly
2	OL001	OVEN LAMP 240V 25W BC FANCY ROUND 300oC
3	OL002	OVEN LAMP 240V 15W BC PILOT 300oC
3	OL003	OVEN LAMP 240V 25W BC PYGMY 300oC
4	OL004	OVEN LAMPS 240V 15W E17 TUBULAR 300oC
4	OL005	OVEN LAMPS 240V 25W E17 TUBULAR 300oC
4	OL006	OVEN LAMPS 120V 25W E17 TUBULAR 300oC
4	OL007	OVEN LAMPS 240V 25W E17 TUBULAR 300oC



Image	Part #	Description
1	OL008	OVEN LAMPS 240V 25W ES FANCY ROUND 300oC
1	OL009	OVEN LAMPS 240V 25W ES FANCY ROUND 500oC
1	OL010	OVEN LAMPS 240V 40W ES FANCY ROUND 300oC
1	OL011	OVEN LAMPS 240V 40W ES FANCY ROUND 500oC
2	OL012	OVEN LAMPS 240V 25W ES PILOT 300oC
3	OL013	OVEN LAMPS 12V 5W G4 HALOGEN 500oC
3	OL014	OVEN LAMPS 12V 5W G4 HALOGEN 300oC
3	OL015	OVEN LAMPS 12V 10W G4 HALOGEN 500oC
3	OL016	OVEN LAMPS 12V 20W G4 HALOGEN 500oC
4	OL017	OVEN LAMPS 230V 25W G9 HALOGEN 300oC
4	OL018	OVEN LAMPS 230V 40W G9 HALOGEN 300oC



Image	Part #	Description
1	OL019	OVEN LAMPS 230V 20W QC TUBULAR 300oC
2	OL020	OVEN LAMPS 240V 25W SBC PYGMY 300oC
3	OL021	OVEN LAMPS 230V 25W SES FANCY ROUND 300oC
3	OL022	OVEN LAMPS 240V 25W SES FANCY ROUND 500oC
3	OL023	OVEN LAMPS 230V 40W SES FANCY ROUND 300oC
3	OL024	OVEN LAMPS 240V 40W SES FANCY ROUND 500oC
4	OL025	OVEN LAMPS 240V 15W SES PILOT 300oC
4	OL026	OVEN LAMPS 240V 15W SES PILOT 500oC
4	OL027	OVEN LAMP 240V 25W SES PILOT 300oC
4	OL028	OVEN LAMP 240V 25W SES PILOT 500oC



Image	Part #	Description
1	OL029	OVEN LAMP 240V 15W SES TUBULAR
1	OL030	OVEN LAMP 125V 25W SES TUBULAR 300oC
1	OL031	OVEN LAMP 240V 40W SES TUBULAR
1	OL032	OVEN LAMP 240V 40W SES TUBULAR 500oC
2	OL033	OVEN LAMP 240V 25W TUBULAR
2	OL034	OVEN LAMP 240V 25W TUBULAR
3	TPC38-1554	60W Lamp t/s Hatco

Thermometers

Image	Part Number	Temp Range	Mounting Size (mm)	Probe size mm	Capillary Length
	GEV541065	0-120°C	55	28mm x 6.5mm	1500 mm
	GEV541091	0-120°C	60	28mm x 6.5mm	1500 mm
	GEV541037	0-120°C	40	25mm x 6.5mm	2000 mm
	TMRB-120	0-120°C	55	32mm x 5mm	1000 mm
	TMRB-040	0-40°C	55	32mm x 5mm	1000 mm
	GEV541095	0-120°C	58 x 25.5	20mm x 6.5mm	3000 mm
	GEV541306	0-120°C	62 x 11	27mm x 6mm	3000 mm
	TMSA-040	0-40°C	58 x 25	32mm x 5mm	1000 mm
	TMSA-120	0-120°C	58 x 25	32mm x 5mm	1000 mm
	GEV580135	0-500°C	60	300mm x 8mm Stem Type	N/A

Digital Temperature Controllers

TOHO Digital Temperature Controllers



Sizes available : TTM-002 - 24mm x 48mm, TTM-004 - 48mm x 48mm, TTM-005 - 96mm x 48mm, TTM-006 - 48mm x 96mm, TTM-007 - 72mm x 72mm, TTM-009 - 96mm x 96mm

Multi probe unit suitable for RTD, J, K, T, R, N, S, B, PT100, PT1000, 0-10v, 4-20mA inputs

Available in a variety of outputs, contact us for more information.

Evco Digital Controls

EVK-100M7 Digital Thermometer



240V Digital thermometer

Cut out size 71mm x 29mm

Multi Probe Input

Din Rail Mount Digital Thermostats



EV6421P3VHBS

12/24 V Single Output Digital Thermostat. PTC/NTC Input

EV6421P7VHBS

240 V Single Output Digital Thermostat. PTC/NTC Input

Sensors, Thermocouples & Accessories



EVK-401P7 Digital Thermostat

240V Digital Thermostat

Cut out size 71mm x 29mm

Temp Range -50 - 150°

PTC Probe Input

EVK-411M7VHBS Digital Thermostat


240V Digital Thermostat

Cut out size 71mm x 29mm

Multi probe unit suitable for PTC, NTC, 'J', 'K', PT100, PT1000, 0-10v, 4-20mA inputs

Part Number	Description	Temp Range
ECSND-3313A	1.5m. braided. 'K' Type T/Couple	-40 / + 350°C
ECSND-3343A	3m. Braided. PT100. RTD Sensor	-50 / + 350°C
ECSND-1243A	3m. Silicon. PT100. RTD Sensor	-50 / + 200°C
ECSND-1413A	1.5m. braided. PT100. RTD sensor	-50 / + 350°C
ECSND-1313A	1.5m. braided. 'J' Type T/Couple	-40 / + 350°C
ECSND-0112A	1.5m Silicon PTC probe	-20 / + 80°C

High Temp Silicone Cable

Image	Part No.	Description
	SC-24180	Silicone Rubber Single Core Cable .75mm
	SC-32180	Silicone Rubber Single Core Cable 1.00mm
	SC-30180	Silicone Rubber Single Core Cable 1.5mm
	SC-50180	Silicone Rubber Single Core Cable 2.5mm
	This silicone Cable is rated to a max temp of 180oC	
Part No. needs to have colour (ie - SC-24180-RED)		

High Temp Sheathing



Part Number	Description	Roll Size	Permanent Temp	Max Temp
550014	Heatproof Sleeving ø 3.0mm ID	10m	250 °C	290 °C
570014	Heatproof Sleeving ø 3.0mm ID	100m	250 °C	290 °C
550050	Heatproof Sleeving ø 6.0mm ID	10m	450 °C	500 °C
570050	Heatproof Sleeving ø 6.0mm ID	100m	450 °C	500 °C
550051	Heatproof Sleeving ø 8.0mm ID	10m	450 °C	500 °C
570051	Heatproof Sleeving ø 8.0mm ID	100m	450 °C	500 °C
550052	Heatproof Sleeving ø 10.0mm ID	10m	450 °C	500 °C
570052	Heatproof Sleeving ø 10.0mm ID	100m	450 °C	500 °C
550053	Heatproof Sleeving ø 12.0mm ID	10m	450 °C	500 °C
570053	Heatproof Sleeving ø 12.0mm ID	100m	450 °C	500 °C

Terminals



IMG	Part Number	Description	Cable Size	Max temp
1	GEV550001	6.3mm Nickel Plated Quick Connect Terminals (100 pack)	1 – 2.5 mm	340 °C
2	GEV550009	M5 Nickel Plated Ring Terminals (100 pack)	1 – 2.5 mm	340 °C
3	GEV550046	6.3mm Nickel Plated Quick Connect Terminals (100 pack)	2.5 – 6 mm	340 °C
4	GEV550047	6.3mm Piggy Back Terminals (100 pack)	1-2.5 mm	110 °C
5	GEV550198	6.3mm Nickel Plated Flag Terminals (100 pack)	1 – 2.5 mm	340 °C

Terminal Blocks




Image	Part Number	Description	Size W x H x L mm
1	ICTB1B	1 Way Terminal Block 30A	15 x 22 x 28
2	ICTB1MC	1 Way Terminal Block 15A	9 x 17 x 18
3	ICTB2B	2 Way Terminal Block 30A	31 x 19 x 27
4	ICTB2MC	2 Way Terminal Block 15A	21 x 14 x 18
5	ICTB3B	3 Way Terminal Block 30A	50 x 22 x 30
6	ICTB3MC	3 Way Terminal Block 15A	31 x 15 x 21

Cables



Part Number	Description
CABLBRA0004	Cable braided 12 amp 3 core 300oC nvs 2.5mm sq
CABLBRA0004	Cable braided 12 amp 3 core 300oC nvs 4mm sq
CABLNIC1004	Silicable NiG 300oC 9 Amp 1.5MM - Metre (violet)
CABLNIC1005	Silicable NiG 300oC 12 Amp 2.5MM - Metre (orange)
CABLNIC1006	Silicable NiG 300oC 15 Amp 4MM - Metre (blue)
CABLNIC1007	Silicable NiG 300oC 20 Amp 6MM - Metre (brown)

White Ant Meter Frames



Part Number	Dimensions	Capacity
WA-4	374mm x 240mm x 75mm	1 single phase, electronic or multiphase meter
		1 service fuse
		1 neutral bar/link
		16mm cable max
WA-5	400mm x 380mm x 83mm	1 multiphase meter
		1 neutral bar/link
		3 Service Fuses
		16mm cable max
WA-6	590mm x 400mm x 83mm	2 multiphase meter / 3 Single phase meters
		1 Time Clock or combination of above
		2 neutral bar/links
		16mm cable max

WA6 Meter Frame can be extended with WA-6K extension which will increase depth to 150mm for use with 35mm cable

Rocker Switches

Swann Rocker Switches

Img	Part Number	Swann Series	Description	Cutout Size (mm)	Amps / Volts
	3570-039-19	20	White DP/ST Rocker Switch On-Off	16 x 13	6A/125V 4A/250V
	3635-051-41	23	Black SP/ST Rocker Switch <On>/Off	19 x 13	12A/125V 6A/250V
	3633-009-09	23	White SP/ST Rocker Switch On-Off	19 x 13	12A/125V 6A/250V
	3633-091-02	23	Red Illum SP/ST Rocker Switch On-Off	19 x 13	12A/125V 6A/250V
	3705-837-01	39	Black SP/ST Rocker Switch On-Off	17.5 x 12	15A/125V 7.5A/250V
	3340-001-11	40	Black SP/ST Rocker Switch On-Off	25 x 12	16A/250V
	3340-011-11	40	Black SP/DT Rocker Switch On-Off	25 x 12	16A/250V
	3340-041-11	40	Black SP/DT Rocker Switch On-Off	25 x 12	16A (4A) /250V
	3340-019-19	40	White SP/DT Rocker Switch On-On	25 x 12	16A/250V
	3340-079-19	40	White SP/DT Rocker Switch <On>-On	25 x 12	16A/250V
	3340-848-11	40	Black SP/DT Low/Off/High Switch On-Off-On	25 x 12	16A/250V
	3440-021-12	41	Red Illuminated SP/ST Rocker Switch On-Off	28.6 x 11.5	15A/250V
	3440-031-12	41	Red Illuminated SP/DT Rocker Switch On-On	28.6 x 11.5	15A/250V
	3350-001-91	50	Black DP/ST Rocker Switch On-Off	27 x 22	10A/250V
	3350-041-91	50	Black DP/DT Gull-wing Rocker Switch On-Off-On	27 x 22	10A (4A) /250V
	3351-011-91	50	Black DP/DT Rocker Switch On-On	27 x 22	10A (4A) /250V

Img	Part Number	Swann Series	Description	Cutout Size (mm)	Amps / Volts
	3352-0141-11	50	Black DP/DT Rocker Switch On-Off-On	27 x 22	10A (4A) /250V
	3351-081-92	50	Red Illum DP/ST Rocker Switch On-Off	27 x 22	10A/250V
	3470-081-22	51	Red Illum Rocker Switch On-On	28.4 x 22	15A/250V
	37920-061-1201	52	Momentary Black DP/DT Rocker Switch On-On	30 x 22	16A (6A) / 250V
	3790-011-11	52	Black DP/DT Rocker Switch On-On	30 x 22	16A (6A) / 250V
	3390-011-21	73	Black DP/DT Rocker Switch On-On	38 x 20	10A (2A) /250V
	3370-833-90	70	Black "Rotary Arm" Lever On-Off-On	38 x 12	15A/250V
	3370-827-02	70	Red Illuminated With Wire On-Off-On	38 x 12	15A/250V
	3370-851-90	70	White Paddle Lever Switch On-Off-On	38 x 12	15A/250V
	3411-051-21	82	Black DP/DT Rocker Switch On-Off-On	36 x 21	16A/250V
	3413-807-21	82	Black SP 4 Term to suit Rinnai On-Off-On	36 x 21	16A/250V
	3411-161-22	82	Red Illuminated DP/DT Rocker Switch On-Off-On	36 x 21	16A/250V
	3411-161-23	82	Amber Illuminated DP/DT Rocker Switch On-Off-On	36 x 21	16A/250V

Comelux Rocker Switches



1 2 3

Img	Part Number	Description	Function	Cutout Size (mm)	Amps / Volts
1	1300-23-01	White SP/DT rocker switch	On-Off-On	23 x 12	15A/240V
1	1300-23-03	White SP/ST rocker switch	On-Off	23 x 12	15A/240V
1	1300-25-09	White SP/ST rocker switch	On-Off	23 x 12	15A/240V
2	1300-23-06	Black SP/ST rocker switch	On-On	23 x 12	15A/240V
3	1300-23-07	Black SP/DT rocker switch I/O markings	On-Off-On	23 x 12	15A/240V



1 2 3 4

Img	Part Number	Description	Function	Cutout Size (mm)	Amps / Volts
1	1300-21-01	Black rocker switch	On-Off-On	28 x 22	15A/240V
2	1300-22-05	Green Illuminated DP/ST grey rocker switch	On-Off	25 x 25	15A/240V
3	1300-23-08	Black Dual SP/ST rocker switch	On-Off-On	28 x 22	15A/240V
4	1300-23-09	Red Illuminated Black Dual SP/ST rocker switch	On-Off	28 x 22	15A/240V

GEV Rocker Switches



1 2 3 4 5

Img	Part Number	Description	Function	Cutout Size (mm)	Amps / Volts
1	GEV301010	Red illuminated single pole single throw black rocker switch	On-Off	28 x 12	16A/240V
2	GEV301011	Amber illuminated single pole single throw black rocker switch	On-Off	28 x 12	16A/240V
3	GEV301012	Green illuminated single pole single throw black rocker switch	On-Off	28 x 12	16A/240V
4	GEV301013	Black single pole single throw rocker switch	On-On	28 x 12	16A/240V
5	GEV301053	White single pole single throw rocker switch	On-Off	28 x 12	16A/240V



1 2 3 4

Img	Part Number	Description	Function	Cutout Size (mm)	Amps / Volts
1	GEV347774	W/Proof Amber illuminated double pole single throw black IP65 rated rocker switch	On-Off	28 x 22	16A/240V
2	GEV347775	W/Proof Red illuminated double pole single throw black IP65 rated rocker switch	On-Off	28 x 22	16A/240V
3	GEV347814	W/Proof Black double pole single throw IP65 rated rocker switch	On-Off	28 x 22	16A/240V
4	GEV347531	W/Proof Green illuminated double pole single throw black IP65 rated rocker switch	On-Off	28 x 22	16A/240V



1 2 3 4 5

Img	Part Number	Description	Function	Cutout Size (mm)	Amps / Volts
1	GEV345575	Black single pole double throw rocker switch	On-Off-On	28 x 12	16A/240V
2	GEV301290	W/Proof Red illuminated single pole black rocker switch	On-Off	28 x 12	16A/240V
3	GEV301291	W/Proof Amber illuminated single pole black rocker switch	On-Off	28 x 12	16A/240V
4	GEV301292	W/Proof White illuminated single pole black rocker switch	On-Off	28 x 12	16A/240V
5	GEV301293	W/Proof Green illuminated single pole black rocker switch	On-Off	28 x 12	16A/240V



1 2 3 4 5

Img	Part Number	Description	Function	Cutout Size (mm)	Amps / Volts
1	GEV301000	Blue illuminated double pole single throw black rocker switch	On-Off	28 x 22	16A/240V
2	GEV301001	Red illuminated double pole single throw black rocker switch	On-Off	28 x 22	16A/240V
3	GEV301002	Amber illuminated double pole single throw black rocker switch	On-Off	28 x 22	16A/240V
4	GEV301003	Green illuminated double pole single throw black rocker switch	On-Off	28 x 22	16A/240V
5	GEV301004	Black double pole double throw rocker switch	On-On	28 x 22	16A/240V



1 2 3 4 5


Img	Part Number	Description	Function	Cutout Size (mm)	Amps / Volts
1	GEV301009	White double pole single throw rocker switch	On-Off	28 x 22	16A/240V
2	GEV301015	Red illuminated double pole double throw black rocker switch	On-On	28 x 22	16A/240V
3	GEV301016	Amber illuminated double pole double throw black rocker switch	On-On	28 x 22	16A/240V
4	GEV301017	Green illuminated double pole double throw black rocker switch	On-On	28 x 22	16A/240V
5	GEV301081	White double pole double throw rocker switch	On-On	28 x 22	16A/240V



1 2

Img	Part Number	Description	Function	Cutout Size (mm)	Amps / Volts
1	GEV301202	W/proof double pole single throw black rocker switch	On-Off	28 x 22	16A/240V
2	GEV347973	W/proof double pole single throw Amber illuminated rocker switch	On-Off	28 x 22	16A/240V

Micro Switches



Img	Part Number	Description	Series	Amps / Volts
1	36-100-34-1050	Single Pole Single Throw Microswitch	57	12A/125V 6A/250V
2	GEV345042	Single Pole Double Throw Microswitch No Lever	N/A	16A/ 250V
2	GEV345253	Single Pole Double Throw Microswitch with 37mm lever with roller	N/A	16A/ 250V
2	AI00609002	Single Pole Double Throw Microswitch Kit	N/A	16A/ 250V

Toggle Switches

Chilli Toggle Switches 12mm nut mount with 6.4mm quick connect terminals



Img	Part Number	Description	Function	Amps / Volts
1	7011C	Single Pole Single Throw Toggle Switch	On-Off	10A / 240V
2	7012C	Single Pole Double Throw Toggle Switch	On-On	10A / 240V
2	7013C	Single Pole Double Throw Toggle Switch	On-Off-On	10A / 240V
3	7023C	Double Pole Double Throw Toggle Switch	On-Off-On	10A / 240V

Mar-Girus Heavy Duty Toggle Switches 12mm nut mount with screw terminals



1

Img	Part Number	Description	Function	Amps / Voltage
1	CS301AP22	Double Pole Single Throw Toggle Switch	On-Off	30A / 240V
1	CS301ASSS	Double Pole Single Throw Toggle Switch	On-Off	20A / 240V

Tend Toggle Switches 12mm nut mount with 6.4mm quick connect terminals




Img	Part Number	Description	Function	Amps/ Voltage
1	T511A	Single Pole Single Throw Toggle Switch	On-Off	15A/240V
1	T5R11A	Momentary Single Pole Single Throw Toggle Switch	(On)-Off	15A/240V
2	T512A	Single Pole Double Throw Toggle Switch	On-On	15A/240V
2	T5R12A	Momentary Single Pole Double Throw Toggle Switch	(On)-On	15A/240V
2	T513A	Single Pole Double Throw Toggle Switch	On-Off-On	15A/240V
2	T5R13A	Momentary Single Pole Double Throw Toggle Switch	(On)-Off-(On)	15A/240V
2	T5R131A	Momentary Single Pole Double Throw Toggle Switch	On-Off-(On)	15A/240V
3	T521A	Double Pole Single Throw Toggle Switch	On-Off	15A/240V
3	T5R21A	Momentary Double Pole Single Throw Toggle Switch	(On)-Off	15A/240V
4	T522A	Double Pole Double Throw Toggle Switch	On-On	15A/240V
4	T5R22A	Momentary Double Pole Double Throw Toggle Switch	(On)-On	15A/240V
4	T523A	Double Pole Double Throw Toggle Switch	On-Off-On	15A/240V
4	T5R23A	Momentary Double Pole Double Throw Toggle Switch	On-Off-On	15A/240V
4	T5R231A	Momentary Double Pole Double Throw Toggle Switch	On-Off-On	15A/240V

Tend Toggle Switches 12mm nut mount with screw terminals



Img	Part Number	Description	Function	Amps/ Voltage
1	T511B	Single Pole Single Throw Toggle Switch	On-Off	15A/240V
1	T5R11B	Momentary Single Pole Single Throw Toggle Switch	(On)-Off	15A/240V
2	T512B	Single Pole Double Throw Toggle Switch	On-On	15A/240V
2	T5R12B	Momentary Single Pole Double Throw Toggle Switch	(On)-On	15A/240V
2	T513B	Single Pole Double Throw Toggle Switch	On-Off-On	15A/240V
2	T5R13B	Momentary Single Pole Double Throw Toggle Switch	(On)-Off-(On)	15A/240V
2	T5R131B	Momentary Single Pole Double Throw Toggle Switch	On-Off-(On)	15A/240V
3	T521B	Double Pole Single Throw Toggle Switch	On-Off	15A/240V
3	T5R21B	Momentary Double Pole Single Throw Toggle Switch	(On)-Off	15A/240V
4	T522B	Double Pole Double Throw Toggle Switch	On-On	15A/240V
4	T5R22B	Momentary Double Pole Double Throw Toggle Switch	(On)-On	15A/240V
4	T523B	Double Pole Double Throw Toggle Switch	On-Off-On	15A/240V
4	T5R23B	Momentary Double Pole Double Throw Toggle Switch	On-Off-On	15A/240V
4	T5R231B	Momentary Double Pole Double Throw Toggle Switch	On-Off-On	15A/240V

Door Switches



Img	Part Number	Description	Series	Amps / Volts
1	3430-804-09	Swann double pole single throw fridge door switch	60	20A / 240V
1	3430-806-09	Swann single pole double throw fridge door switch	60	20A / 240V
1	3430-809-09	Swann single pole single throw fridge door switch	60	20A / 240V
2	3650-008-09	Swann double pole single throw fridge door switch	61	20A / 240V
3	6006	Changeover Pantry Door Switch	N/A	20A / 240V

Indicators



Img	Part Number	Description	Cut Out	Terminals
1	3150-30-02	Round Red Indicator	9.6mm	6.4mm Q/C Terminals
2	3150-60-22	Round Red Indicator	9.6mm	Fly leads
3	3150-30-03	Round Amber Indicator	9.6mm	6.4mm Q/C Terminals
4	3150-831-05	Round Green Indicator	9.6mm	6.4mm Q/C Terminals
5	3150-50-02	Square Red Indicator	9.6mm	6.4mm Q/C Terminals
6	1385-30-02	Round Red Indicator	12mm	6.4mm Q/C Terminals
7	1385-30-03	Round Amber Indicator	12mm	6.4mm Q/C Terminals
7	1385-60-02	Round Amber Indicator	12mm	Fly leads
8	1385-30-05	Round Green Indicator	12mm	6.4mm Q/C Terminals



Img	Part Number	Description	Termination	Dimensions
1	3157-01-02	Red Illuminated Indicator	6.4mm Q/C Terminals	27.5mm x 12mm
2	3157-01-03	Amber Illuminated Indicator	6.4mm Q/C Terminals	27.5mm x 12mm
3	3158-01-02	4 Terminal Red Illuminated Indicator	6.4mm Q/C Terminals	27.5mm x 22mm




Img	Part Number	Description	Termination
1	GEV359153	White Illuminated Indicator	6.4mm Q/C Terminals
2	GEV359158	Red Illuminated Indicator	6.4mm Q/C Terminals
3	GEV359159	Amber Illuminated Indicator	6.4mm Q/C Terminals
4	GEV359160	Green Illuminated Indicator	6.4mm Q/C Terminals

Indicator 28 x 22mm cutout 240V



Img	Part Number	Description	Termination
1	GEV359155	Red Illuminated Indicator	6.4mm Q/C Terminals
2	GEV359156	Amber Illuminated Indicator	6.4mm Q/C Terminals
3	GEV359157	Green Illuminated Indicator	6.4mm Q/C Terminals
4	GEV359354	Blue Illuminated Indicator	6.4mm Q/C Terminals



Img	Part Number	Description	Cutout Size	Voltage	Termination
1	PL10-R110	Round Red Indicator	10mm	110V	Fly Leads
1	PL10-R240	Round Red Indicator	10mm	240V	Fly Leads
1	PL10-R415	Round Red Indicator	10mm	415V	Fly Leads
2	PL10-A110	Round Amber Indicator	10mm	110V	Fly Leads
2	PL10-A240	Round Amber Indicator	10mm	240V	Fly Leads
2	PL10-A415	Round Amber Indicator	10mm	415V	Fly Leads
3	PL10-G110	Round Green Indicator	10mm	110V	Fly Leads
3	PL10-G240	Round Green Indicator	10mm	240V	Fly Leads
3	PL10-G415	Round Green Indicator	10mm	415V	Fly Leads
4	PL10-C110	Round Clear Indicator	10mm	110V	Fly Leads
4	PL10-C240	Round Clear Indicator	10mm	240V	Fly Leads
4	PL10-C415	Round Clear Indicator	10mm	415V	Fly Leads
5	HK402A	Round Amber Indicator	11mm	240V	Fly Leads
6	HK402C	Round Clear Indicator	11mm	240V	Fly Leads
7	HK402G	Round Green Indicator	11mm	240V	Fly Leads
8	HK402R	Round Red Indicator	11mm	240V	Fly Leads

Space Heater Fan Motors

Image	Part Number	Description	Barrel Length
	62.35.6631	Fan Pyrox 14"	360mm
	62.35.6632	Fan Pyrox 7"	180mm
	62.42.5911	Fan t/s Rinnai	300mm

Image	Part Number	Description	Barrel Length
	62.46.5904	Fan T/S Vulcan 20 series	2 x 115mm
	62.46.5912	Fan T/S Vulcan Heritage	420mm
	62.48.5904	Fan T/S Vulcan Burwood	2 x 150mm

Wall Furnace Fan Motors



Image	Part Number	Description
	62.01.7802	Fan Motor T/S D12 Wall Heaters

Image	Part Number	Description
	62.46.6767	Fan Motor Only T/S Vulcan Quasar Wall Heater

Central Heating Motors






Image	Part Number	Suits Brand	Wattage
	62.46.2515	Bonaire	315W
	62.46.2513	Bonaire	600W
	62.46.2511	Bonaire	750W

Image	Part Number	Suits Brand	Wattage
	62.48.6203	Brivis	315W
	62.48.6204	Brivis	500W
	62.48.6205	Brivis	600W



Combustion Fans

Image	Part Number	Suits Brand	Info
	62.01.2500	Braemar	Short Spout
	62.46.2517	Bonaire	3 star and 4 star models
	62.46.2518	Bonaire	5 Star models

Image	Part Number	Suits Brand	Info
	62.04.6200	Carrier	Motor Only
	62.46.2505	Vulcan	Vulcan internal Units
	62.46.2502	Vulcan	Vulcan External Units

Heating Control Boards

Image	Part Number	Description
	62.46.1121	MB3 Board
	62.48.1103	BCG Board

Image	Part Number	Description
	62.48.1399	Classic
	62.48.5578	TEK 321

Evaporative Cooling Pumps

Image	Part Number	Suits Brand	Info
	GEV500209	Brivis	Askoll Pump
	68.48.7400	Breezeair	Tornado Pump
	68.48.8098	Various	JRM28

Image	Part Number	Suits Brand	Info
	68.48.8096	Various	JRM50
	JRM38	Bonaire	Complete With Mounting Bracket
	68.48.8099	Various	JRM38 - No mounting bracket

Evaporative Cooling Motors




Image	Part Number	Suits Brand	Wattage
	69.01.6211	Breezeair DD Models	1500W
	69.09.6200	Brivis	750W
	69.09.6201	Brivis	315W

Image	Part Number	Suits Brand	Wattage
	69.46.6200	Bonaire	600W
	69.46.6201	Bonaire	750W
	69.46.6202	Bonaire	950W

Evaporative Cooling Control Boards





Image	Part Number	Description
	69.01.1360	Breezeair Icon Control Module
	69.03.1100	Coolbreeze MRU Circuit Board

Image	Part Number	Description
	69.09.1367	Brivis Control Board NE-7 With Switch
	6061695SP	Bonaire Control Board


Evaporative Cooling Blades

Image	Part Number	Suits Brand	Description
	69.09.0675	Brivis	Fan Blade suits various models
	69.09.0676	Brivis	Fan Blade suits various models

Image	Part Number	Suits Brand	Description
	69.09.0677	Brivis	Fan Blade Suits Various
	69.46.0675	Bonaire	Fan Blade Upgrade Suits Various





Evaporative Cooling Drain/Dump Valves

Image	Part Number	Suits Brand	Description
	69.01.9801	Breezeair	24V Drain Valve
	69.03.1985	Coolbreeze	Counter Weight Drain Kit

Image	Part Number	Suits Brand	Description
	69.46.9806	Bonaire	Aquamiser Dump Valve










Evaporative Cooling Solenoids


Image	Part Number	Suits Brand	Description
	69.48.9800	Breezeair	24V Solenoid
	69.03.9800	Coolbreeze	24v 3/4" Solenoid Valve
	69.03.9803	Coolbreeze	240V 1/2" Solenoid Valve
	69.09.9800	Brivis	24v 1/2" Solenoid Valve

Image	Part Number	Suits Brand	Description
	69.09.9801	Brivis	Valve Solenoid ELBI 5.5l/min
	69.09.9802	Brivis	240V 3/4" Solenoid Valve
	69.46.9801	Bonaire	24V 1/2" Solenoid Valve No Dump
	69.46.9802	Bonaire	24V 1/2" Solenoid Valve With Dump

ROOM THERMOSTATS

Honeywell Room Thermostats


Image	Part Number	Description
	T4360G1006	The T4360G thermostat with on/off switch provides control of 240Vac heat only systems with a maximum current of 16A
	T6360D01008	The T6360D Thermostat with On/Off switch provides control of 240Vac Cool only systems
	T6376B1004	The T6376 thermostats are designed to control the valves, the fan and the compressor in split units, heatpumps and small air conditioners. All from one thermostat.
	T6377B1011	The T6377 thermostats are designed to control the valves, the fan and the compressor in split units, heat pumps and small air conditioners. All from one thermostat.
	TH6210U2001	The T6 Pro thermostat is a direct replacement for the focus pro range. Featuring 2H/1C Heatpump switching and 1H/1C conventional switching, The TH6120U2001 is one of the best 24v Programmable thermostats on the market
	TH6220U2000	The TH6220 is a 24V Programmable thermostat featuring Heatpump switching 2H/1C and conventional switching 2H/2C
	TH9320WF3003/U	The Wi-Fi 9000 Colour touch screen thermostat features up to 3H/2C heatpump and 2H/2C Conventional systems with complete wifi coverage to access control worldwide
	CMT907A1041	The CM907 is a 7-day programmable thermostat. With a backlit, large LCD display & slim body and other features. It can be used as part of a system in conjunction with combi-boilers, oil-burners and gas fired boilers, zone valves and electric heat systems (<8A). 24/230V 5(2)A rated, 5-35°C temp range in 0.5°C increments and takes 2xAA Batteries
	T4H110A1021	T4H Thermostat is available as a direct replacement for the CMT907A1041. It features an upgraded look and sleek design. The 240V, T4H is perfect for Hydronic heating and Boiler systems

	DT90A1008	The DT90 room thermostat is a simple room thermostat with a large digital display. Simple Up, Down On/Off operation. 24-230V SPDT switching suits 2-wire installation. Temperature range of 5-35°C, in 0.5°C increments.
	TH115-AF-240S-AUS	The TH115 programmable thermostat controls the ambient air temperature and maintains the floor temperature using an external sensor. It also features manual and vacation modes and is a sleek design.



Honeywell Thermostat Guards

Image	Part Number	Description
	TG510A1001	Small Key lock Thermostat Guard 149 x 149 x 64mm
	TG511A1000	Medium Key Lock Thermostat Guard 165 x 191 x 75mm
	TG512A1009	Large Key Lock Thermostat Guard 184 x 248 x 86mm

Imit Room Thermostats


Image	Part Number	Description
	TA3	The TA3 is a room thermostat equipped with gas filled bellows. It features a modern design with an ergonomically designed easily removed knob.

Eberle Floor Heating Thermostats


Image	Part Number	Description
	052820641820K	Eberle 16A Analogue floor heating thermostat with probe. 0-60°C dial. Probe available separately p/n F891000
	515710151110	Eberle 16A Analogue floor thermostat with probe. 0-60°C dial. With in built on/off switch
	111779951103	Eberle 16A Analogue air sensor floor thermostat. 0-60°C dial. With in built on/off switch

PRODUCT CATALOGUES

All of our product specific catalogues can be sent to you or are available online at www.ThermalProducts.com.au



Ceramic Heating




Cooling Spare Parts



Heating Spare Parts



Heatlight Heating



Starkeys Pest Control



Floor Heating and Controls

www.thermalproducts.com.au

Phone: (03) 9464 0822

178 – 180 Holt Parade, Thomastown, Victoria, 3074

Fax: (03) 9464 0630 Email: sales@thermalproducts.com.au