

ShinewayTech® brand-new MTP-200X series OTDR are a major upgrade with outstanding 8-inch HD color touch screen, powerful platform performance, new operating system and smaller size than previous models. MTP-200X series are specially designed for full spectrum optical applications from access to backbone and can meet all test requirements of installers, contractors and service operators during network installation, construction, maintenance and troubleshooting.



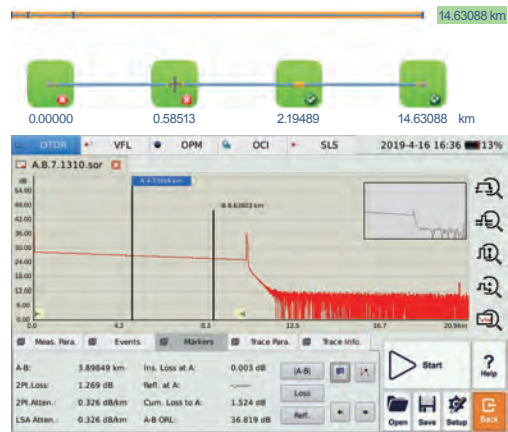
ShinewayTech®

Hand-held High Performance OTDR

MTP-200X Series

Multi-Function and High Performance OTDR Testing

- Multi-wavelength testing
- Unique combination of 96λ DWDM OTDR + 18λ CWDM OTDR + 1625nm PON OTDR (MTP-200X-T100)
- Dynamic range up to 50dB
- Short zone: EDZ 0.8m, ADZ 4.5m
- Auto/Manual test and analysis
- Visible laser source function
- Live test and through splitter test (1625/1650nm with filter)
- OTDR module up to four wavelengths, SM/MM Option
- Fault locating, fiber length/loss/return loss measurement, connector/splice/ splitter/ macro bend/fiber-end detection
- LAN/WAN/FTTx application
- GR-196-CORE (.SOR) file format



- SOR and JPG file format
- Flexible file naming


Optimized Platform Performance

- Lightweight, 1.5kg
- 8-inch HD color touch screen
- Excellent user interface for easy operation
- Water / dust / shock proof
- Optimized power management: 6hours continuous operation
- Powered by Linux
- VNC / VPN supported



MTP Suite PC Software

- Multi traces analysis
- Single/multi traces printing in one report
- Batch editing and printing
- Bidirectional traces analysis
- CSV report formats
- Remote control function



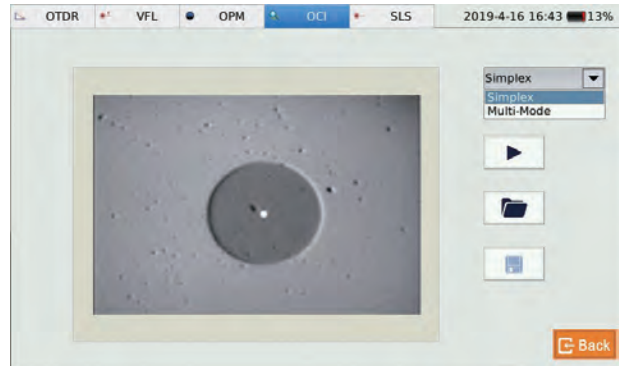
Network Remote Control Module (optional)

- Convenient networking
- VNC / VPN supported



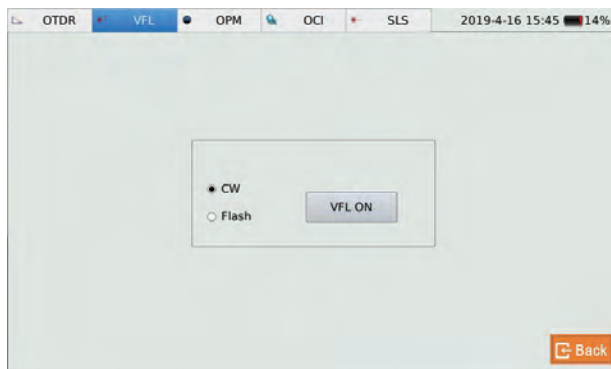
Optical Connector Inspector Module (optional)

- Fast focus and auto Pass/ Fail analysis
- Eye-safe and clear video viewing
- Interchangeable connector tips



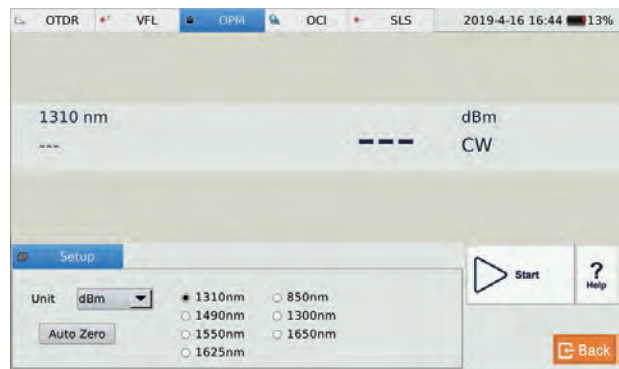
Stabilized Laser Source Module (optional)

- Wavelength same as the OTDR
- High precision and easy operation



Optical Power Meter Module (optional)

- Multi-wavelength power measurement
- Accuracy: $\pm 5\% \pm 0.01\text{nW}$ ($\pm 0.5\text{dB}@850\text{nm}$)
- Convenient operation



Applications

- Installation Stage
- Service Deployment Stage
- Maintenance Stage
- DWDM network fiber characterization
- DWDM live testing
- Verification of ROADM channel routing
- Test through OADM and MUX/DMUX

Specifications

MTP-200 Series	
Display	8 inch TFT Touch Screen (800×480)
Connectivity	USB×2; 10/100Mbit/s RJ-45×1
Memory	8GB
Power Supply	Rechargeable Li-Ion Battery/AC Adapter
Battery Life	6 hours continuous operation
Working Temp.	-20°C~+50°C
Storage Temp.	-40°C~+70°C
Humidity	0~95% (Non-Condensing)
Weight	1.5kg
Dimensions (L×W×H)	235×159×75mm

OTDR Module	Wavelength (±20nm)	Dynamic Range (dB) ⁽¹⁾	EDZ (m) ⁽²⁾	ADZ(m) ⁽²⁾
MTP-200X-20VC	1310/1550	38/37	0.8	4.5
MTP-200X-20VD	1310/1550	45/43	0.8	4.5
MTP-200X-20VF	1310/1550	50/48	0.8	4.5
MTP-200X-31VCPL	1310/1550/1625	42/41/40	0.8	4.5
MTP-200X-33VCPL	1310/1550/1650	42/40/39	0.8	4.5
MTP-200X-40VC	850/1300/1310/1550	23/28/38/36	1	5/5/4.5/4.5
MTP-200X-T100	DWDM: 1528.77-1566.72nm @ 0.4nm Spacing CWDM: 1270 -1610nm @ 20nm Spacing PON: 1625nm	38dB (DWDM / PON) ; 36dB (CWDM)	1	4
MTP-200X-41VCPL	1310/1400/1550/1625	38/37/37/38	0.8	4.5
Selectable Range	SM: 1.3, 2.5, 5, 10, 20, 40, 80, 160, 240Km			
	MM: 1.3, 2.5, 5, 10, 20, 40Km			
Pulse Width	SM: 5ns, 10ns, 30ns, 100ns, 300ns, 1μs, 2.5μs, 10μs, 20μs			
	MM: 5ns, 10ns, 30ns, 1μs, 2.5μs			
Averaging Time	Quick, 15s, 30s, 45s, 60s, 90s, 120s, 180s			
Emitter Type	LD			
Connector	FC/PC (Interchangeable SC, ST and LC)			
Distance Measure Accuracy	±(1m+10 ⁻⁵ ×distance + sampling spacing)			
Attenuation Detect Accuracy	±0.05dB/dB			
Reflection Detect Accuracy	±4dB			
Visible Laser Source	Output Power: ≥-3dBm	MOD Frequency: 1Hz	Detecting Range: 5Km	

Tunable Laser Source (MTP-200X-T100)	
Frequency Range	191~196THz
Wavelength Range	1528~1566nm
Accuracy	2.5GHz
Line Width	10MHz
SMSR	40dB
Output Power Range	+9dBm~+13dBm (C Band)
Power Setting Resolution	0.01dB
Power Variation over Wavelength Range	±0.5dB
Minimum Channel Spacing	50GHz (0.4nm)

MCI100 Optical Connector Inspector Module (Optional)	
Field of View	400μm×300μm
Resolution	≤1.5μm
Focusing	Manual Focus
Microscope Dimensions	Ø32×175mm

LS100 Stabilized Laser Source (Optional)	
Wavelength (±20nm)	Same as OTDR's
Output Power	≥-7dBm

PM100 Normal Power Meter Module (Optional)	
Calibrated Wavelength	850nm, 1300nm, 1310nm, 1490nm, 1550nm, 1625nm, 1650nm
Measurement Range	-70dBm~+6dBm (-60dBm~+6dBm @ 850nm)
Detector Type	InGaAs
Display Resolution	0.01dB
Accuracy	±5% ±0.01nW (±0.5dB@850nm)

*Specifications subject to change without notice

Notes

- (1) Dynamic range measurement at 20μs pulse width and 180s averaging time;
- (2) Dead Zone measurement at 0.6Km and reflection <-45dB; EDZ measurement at 5ns, ADZ measurement at 10ns.

Order Information:

Standard Package

MTP-200X, Lithium Battery, Software, Data Cable, Carrying Case, Warranty Card, Calibration Certificate

Optional Module:

LS100: Stabilized Laser Source Module (Same as OTDR wavelength)

PM100: Optical Power Meter Module

MCI100: Optical Connector Inspector Module

LM100: Link Image Module

For More Information:



Vicom Australia

1064 Centre Rd
Oakleigh South Vic 3167
Australia
1300 360 251
info@vicom.com.au
www.vicom.com.au

Vicom New Zealand

Grd Floor, 60 Grafton Road
Auckland 1010
New Zealand
+64 9 379 4596
info@vicom.co.nz
www.vicom.co.nz

ShinewayTech

ShinewayTech USA

Add: Unit 280, 14110 N. Dallas Parkway, Dallas, TX 75254
Tel: +1 9729820088

ShinewayTech China

Add: Fl.7, Zhongtai Plaza, No.3 Shuangqing Rd, Haidian District, Beijing 100085, China
Tel: +86 10 62953388
Fax: +86 10 62958572

Email: support@shinewaytech.com usasupport@shinewaytech.com
Website: www.shinewaytech.com

