
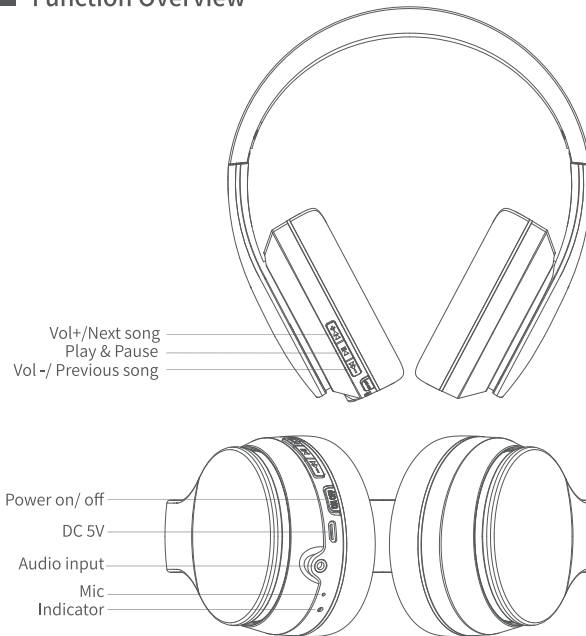


S22



Wireless Bluetooth Stereo Headset

■ Function Overview



■ On/Off

- 1.Power on: Slide the power button with the voice prompts, The red blue lights flash alternately
2. Power off: Slide the power button, The indicator is off

■ Charging

- 1.Charge the headphone with USB 5V, The red light indicator is on, The light will be off when full charged
2. The battery voltage is lower than 3.2V with low battery voice prompts, The headphone will be power off when the voltage is 3.1V

■ Connect Bluetooth

1.1 Pairing

Automatically enter the pairing mode and re-connect mode. It takes 4 seconds to re-connect the previous Bluetooth device.The pairing/reconnect time is 5 minutes, The headphone will power off unpaired successfully in 5 minutes
Indicator blue and red lights flash alternately

1.2 Pairing success

The indicator light flashes once every 5 seconds

1.3 Pairing failed

The headset automatically shuts down in 5 minutes when the power is not paired and there is no operation.

1.4 Reconnect automatically

The headphone automatically connects back the last connected device.
Indicator light: Blue light blinking slowly

1.5 Automatic shut-down

The headphone automatically shuts down in 5 minutes without paired device

1.6 Reconnect from headphone

When headphone disconnect with the phone, restart the headphone will reconnect automatically.

1.7 Automatically reconnect

Once Bluetooth is out of the working range, When return to the working area in 5 minutes, It will automatically reconnect

■ Call function

1.1 Answer a call

Short press Play button or phone to answer a call

1.2 End a call

During the call, short press the play button or press the reject button on the phone to hang up the call

1.3 Last number redial

When the headset is connected, double-click the play button to redial the last number

1.4 Reject a call

When call coming , double click the play button to reject the incoming call

■ Three-Way Calling

- 1.Click the play button to hang up the current call and connect to the new call; long press the play button ,to reject the new call
- 2.Double-click the play button to switch the current call to the Hold state and connect the new call
- 3.During the three-party call, double-click the play button to switch the call
- 4.During the three-party call, click the play button to hang up the current call and switch to another call
- 5.Click the play button again to hang up the third-party call.

■ Support two mobile phones pairing

Connect phone A first, and disconnect, then connect phone B, and then re-connect phone A , it will connect two phones at the same time.

■ Music function

1.1 Play mode

Short press the play button to pause music during playback, Short press to pause to play.

1.2 "+" button

- ① Short press volume “+” button , The headphones volume will no longer increase with “beep” sound.
- ② When playing music, Press and hold the volume + button to skip to the next song

1.3 "-" button

- 1 Play music status, press the volume down button to decrease the volume, and mute when the volume is set to the minimum
- 2 Play music status, press and hold the volume down button to skip to the previous song

■ Others

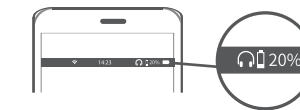
3.5 Headphone interface :

- ① Plug in the LIN headphone
- ② Shutdown cannot be used when the headset is dead

Headphone cannot be used when it is power off.

■ Mobile phone battery display

When the headphone is connected to the phone or a device that supports the battery indicator, the current battery level is displayed in the upper right corner of the system



Tips: If the product is not used for a long time, please charge the product once every three months to avoid damage the product

The Bluetooth work mark and logos are owned by Bluetooth SIG, Inc. and any use of such marks by Shenzhen Eson Technology Co.,Ltd is under license. Other brands and names are the property of their respective owners.

Design and specifications are subject to change without notice.



Made in China