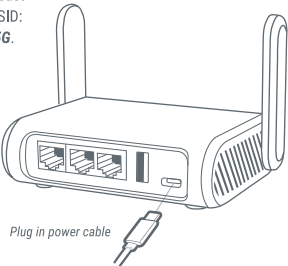


SETTING UP

1

Power On

When powered up, your router will broadcast both 2.4G and 5G Wi-Fi signal with the SSID: **GL-SFT1200-xxx** and **GL-SFT1200-xxx-5G**.



2

Connect via Wi-Fi

Connect to the Wi-Fi called **GL-SFT1200-xxx**, and then input the default Wi-Fi password **goodlife**, which is also printed on the bottom of the router.

Wi-Fi

☐

✓ GL-SFT1200-xxx

lock icon

Wi-Fi icon

Search the SSID and connect to it

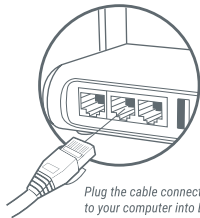
Password

••••••••

Default password is **goodlife**

or

Connect via LAN



3

Set Up Router

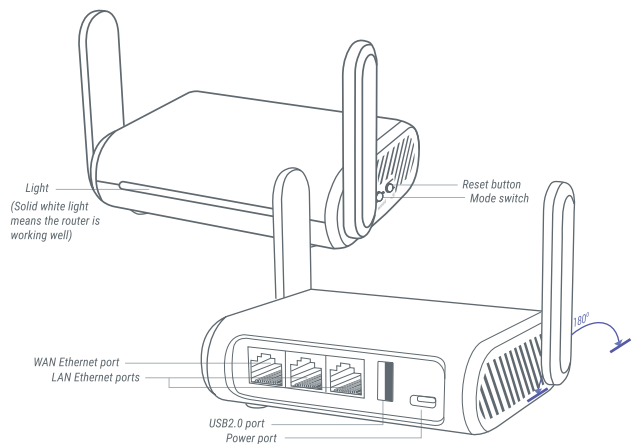
Visit **http://192.168.8.1** in your browser to set up your router; start by choosing your preferred language.

http://192.168.8.1

refresh icon

GL.iNet 深圳市广联智通科技有限公司		产品名称	SFT1200说明书
		物料编码	505-0226
设计	陈赛军	单位/比例	mm/1:1
审核	Miley/张迪平/姚柯亚	尺寸	100*168mm(±1)
标准化	叶彩霞	材质	157g铜版纸/彩色印刷/产品说明 (用于SFT1200)
批准	邓珊珊	日期	2021/09/03

SUPPORT



Repair / Reset

If you cannot access the web-based setup page or cannot connect to the router, you can press the **Reset** button:

- Press and hold for **3 seconds** and then release to repair your network. The light will turn blue and flash slowly until your network recovers.
- Press and hold for **10 seconds**, and then release to reset the router to factory settings. The light will turn blue and flash rapidly. All data will be cleared when the light becomes solid blue.



https://docs.gl-inet.com/en/3/

Technical Supports

- For more detailed and updated instructions, please visit our website docs.gl-inet.com
- For further questions, you can get help from the following ways:
 - Email to support@gl-inet.com
 - Message us on our Facebook: [facebook.com/gl.inet.wifi/](https://www.facebook.com/gl.inet.wifi/)
 - Post questions in our forum: forum.gl-inet.com
 - Ask professionals in other forums e.g. OpenWrt, LEDE or other professional websites

WARRANTY

- We provide **one year limited warranty** for routers and **3-month limited warranty** for accessories. Extra warranty may apply according to the local law in which the product purchase took place.
- Highly recommend using the included **5V/3A** power adapter.
- Any damage to the router caused by not following the instructions will render this warranty null and void.
- Any damage to the router caused by modifying the PCBA, components or case will render this warranty null and void.
- Issues caused by the use of third-party firmware may not get official support from us.
- Any damage to the router caused by inappropriate use, e.g. inappropriate voltage input, high temperature, dropping in the water or on the ground will render this warranty null and void.
- Pictures on the instructions are only for reference. We reserve the right to change or modify these materials without further notice.

FCC ID: 2AFIW-SFT1200

1. This device complies with Part 15 of the FCC Rules. Operation is subject to the following two conditions:
(1) This device may not cause harmful interference, and
(2) This device must accept any interference received, including interference that may cause undesired operation.
2. Changes or modifications not expressly approved by the party responsible for compliance could void the user's authority to operate the equipment.
3. Note: This equipment has been tested and found to comply with the limits for a Class B digital device, pursuant to part 15 of the FCC Rules. These limits are designed to provide reasonable protection against harmful interference in a residential installation. This equipment generates uses and can radiate radio frequency energy and, if not installed and used in accordance with the instructions, may cause harmful interference to radio communications. However, there is no guarantee that interference will not occur in a particular installation. If this equipment does cause harmful interference to radio or television reception, which can be determined by turning the equipment off and on, the user is encouraged to try to correct the interference by one or more of the following measures:
- Reorient or relocate the receiving antenna.
 - Increase the separation between the equipment and receiver.
 - Connect the equipment into an outlet on a circuit different from that to which the receiver is connected.
 - Consult the dealer or an experienced radio/TV technician for help important announcement.

FCC Radiation Exposure Statement
This equipment complies with FCC radiation exposure limits set forth for an uncontrolled environment. This equipment should be installed and operated with minimum distance 20cm between the radiator and your body. This transmitter must not be co-located or operating in conjunction with any other antenna or transmitter.

Hereby, GL TECHNOLOGIES (HONG KONG) LIMITED declares that the radio equipment type [AC1200 Wireless Travel Router, GL-SFT1200] is in compliance with the essential requirements and other relevant provisions of Directive 2014/53/EU. The full text of the EU declaration of conformity is available at the following internet address:
<https://www.gl-inet.com/products/certificate>

Caution:
This product uses WiFi 2.4GHz Operating Frequency is 2400~2483.5MHz/20dBm; 5GHz Operating Frequency is 5150~5250MHz,5725~5850MHz/23dBm.
Restriction Statement:
The 5150~5250MHz/5725~5850MHz band is allocated for indoor use only.
Restriction in BE, BG, CH, CZ, DK, DE, EE, IE, EL, ES, FR, HR, IT, CY, LV, LT, LU, HU, MT, NL, AT,PL, PT, RO, SI, SK, FI, SE, UK(NI).
The Product comply with Directive 2011/65/EU and its amendment directive 2015/863/EU (RoHS2.0)

Hong Kong Office

GL Technologies (Hong Kong) Limited
Unit 203, 2/F, Building 19W, 19 Science Park
West Avenue, Hong Kong Science Park,
Pak Shek Kok, N.T., Hong Kong

Shenzhen Office

Shenzhen Guangjianzhitong Tech Co., Ltd.
Room 305 - 306, Skyworth Digital Building, Shiyan Street,
Baoan District, Shenzhen, China, 518000
(+86-0755-86606126)



ver. 20211203

<div>GL·iNet</div> <div>深圳市广联智通科技有限公司</div>		产品名称	SFT1200保修卡
		物料编码	
设计		单位/比例	mm/1:1
审核		尺寸	100*168mm(±1)
标准化		材质	157g铜版纸/彩色印刷/保修声明（用于SFT1200）
批准		日期	2021/12/03