

vtech®

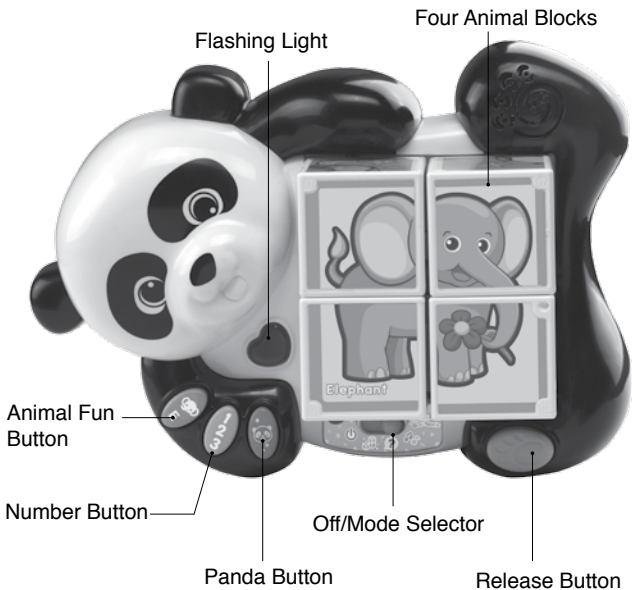
Parent's Guide

Panda & Pals Block Puzzle™




INTRODUCTION

Thank you for purchasing the **Panda & Pals Block Puzzle™**. Let's get this puzzle party started! This cute panda includes four block puzzle pieces that trigger fun responses. There are six different friendly animal puzzles, three exciting modes of play and four buttons. Penny the Panda also introduces fun animal facts and sounds, letters and numbers.



INCLUDED IN THIS PACKAGE

- One **Panda & Pals Puzzle™**
- Four animal blocks (Forming the animals in the pictures below)



- One parent's guide

WARNING:

All packing materials such as tape, plastic sheets, packaging locks, removable tags, cable ties and packaging screws are not part of this toy, and should be discarded for your child's safety.

NOTE:

Please keep this parent's guide as it contains important information.

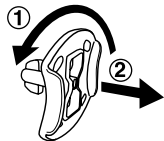
ATTENTION :

Pour la sécurité de votre enfant, débarrassez-vous de tous les produits d'emballage tels que rubans adhésifs, feuilles de plastique, attaches, étiquettes et vis d'emballage. Ils ne font pas partie du jouet.

NOTE :

Il est conseillé de conserver ce guide des parents car il comporte des informations importantes.

Unlock the packaging locks:




- ① Rotate the packaging lock counterclockwise 90 degrees.
- ② Pull out the packaging lock.

GETTING STARTED

BATTERY INSTALLATION

1. Make sure the unit is turned **Off**.
2. Locate the battery cover on the back of the unit.
3. Install 2 new AA size (LR6/AM-3) batteries following the diagram inside the battery box. (The use of new alkaline batteries is recommended for maximum performance.)
4. Replace the battery cover.



BATTERY NOTICE

- Use new alkaline batteries for maximum performance.
- Use only batteries of the same or equivalent type as recommended.
- Do not mix different types of batteries: alkaline, standard (carbon-zinc) or rechargeable, or new and used batteries.
- Do not use damaged batteries.
- Insert batteries with the correct polarity.
- Do not short-circuit the battery terminals.
- Remove exhausted batteries from the toy.
- Remove batteries during long periods of non-use.
- Do not dispose of batteries in fire.
- Do not charge non-rechargeable batteries.
- Remove rechargeable batteries from the toy before charging (if removable).
- Rechargeable batteries are only to be charged under adult supervision.

ACTIVATING NORMAL PLAY MODE

When the product is taken out of the packaging, turn it on and insert the four animal blocks. You will hear a sound effect and a voice inviting you to start the puzzle party.

PRODUCT FEATURES

1. Off/Mode Selector

Slide the **Off/Mode Selector** to turn the unit on and choose Free Play mode, Quiz mode or Music mode to play.



2. Animal Fun Button

Press the **Animal Fun Button** to hear a song about the animals. Insert the blocks and press the button to hear animal sounds or the beginning letters of the animals shown on the blocks.



3. Number Button

Press the **Number Button** to hear a song about numbers, hear the blocks counted or hear how many objects are on each block.



4. Panda Button

Press the **Panda Button** to learn what Penny the Panda likes or hear her sing a song.



5. Four Animal Blocks

Insert the **Animal Blocks** on the pad to form Ella the Elephant, Zach the Zebra, Louie the Lion, Percy the Parrot, Maya the Monkey, and TJ the Turtle.



6. Flashing Light

The **Flashing Light** flashes when a voice or melody is playing.



7. Release Button

Press the **Release Button** to release the blocks from the pad.

Note: Keep your face and eyes away from the pad when pressing the **Release Button**.



8. Automatic Shut Off

To prolong battery life, the **Panda & Pals Block Puzzle™** will shut off automatically after 50 seconds of no input. The unit can be turned on again by sliding the **Off/Mode Selector**.

Note: The unit will also automatically turn off when the batteries are very low. If the unit repeatedly shuts off or has abnormal responses when switched on, please install brand new batteries and try switching the unit on again.

ACTIVITIES

1. Free Play Mode

Insert the **Animal Blocks** to explore the animals through letters, numbers and funny animal sounds by completing a puzzle of the elephant, zebra, lion, parrot, monkey or turtle.

2. Quiz Mode

Listen to the questions and answer them by inserting the **Animal Blocks** to complete a puzzle of the various animals.

3. Music Mode

It's time to have some music fun! Insert the **Animal Blocks** to hear funny sounds added to the melodies.

SING-ALONG SONG LYRICS

Song 1:

I'm Penny Panda and I'm here today.
To introduce you to my friends before we play.
There's Louie the Lion, he loves to roar.
And TJ the Turtle, who swims by the shore.
Ella is an Elephant, big and strong.
And silly Maya Monkey likes to tag along.
Percy's the parrot who loves to chat.
With the Zebra named Zach with stripes on his back.
Now let's make some puzzles!

Song 2:

Play along and count with me.
I see ONE flower in Ella's trunk.
TWO birds with Zach, riding on his back.
Louie and THREE butterflies love to play.
And Percy's on a branch that has FOUR leaves.
Maya's thrown FIVE bananas in the air
TJ and SIX starfish are swimming in the sea.
That's 1 2 3 - 4 5 6!

Song 3:

I eat a lot of food but mostly bamboo.
Hang around in trees when there's nothing to do.
Love to tumble, I love to play.
Then I take long naps in the middle of the day. <Yawn>

CARE & MAINTENANCE

1. Keep the unit clean by wiping it with a slightly damp cloth.
2. Keep the unit out of direct sunlight and away from any direct heat source.
3. Remove the batteries when the unit is not in use for an extended period of time.
4. Do not drop the unit on hard surfaces and do not expose the unit to moisture or water.

TROUBLESHOOTING

If for some reason the unit stops working or malfunctions, please follow these steps:

1. Please turn the unit OFF.
2. Interrupt the power supply by removing the batteries.
3. Let the unit stand for a few minutes, then replace the batteries.
4. Turn the unit ON. The unit should now be ready to play again.
5. If the product still does not work, replace with a new set of batteries.

If the problem persists, please call our Consumer Services Department at 1-800-521-2010 in the U.S. or 1-877-352-8697 in Canada, or by going to our website at vtechkids.com and filling out our Contact Us form located under the Customer Support link. A service representative will be happy to help you.

IMPORTANT NOTE:

Creating and developing **VTech®** products is accompanied by a responsibility that we at **VTech®** take very seriously. We make every effort to ensure the accuracy of the information, which forms the value of our products. However, errors sometimes can occur. It is important for you to know that we stand behind our products and encourage you to call our Consumer Services Department at 1-800-521-2010 in the U.S. or 1-877-352-8697 in Canada, or by going to our website at vtechkids.com and filling out our Contact Us form located under the Customer Support link with any problems and/or suggestions that you might have. A service representative will be happy to help you.

Note:

This equipment has been tested and found to comply with the limits for a Class B digital device, pursuant to Part 15 of the FCC Rules. These limits are designed to provide reasonable protection against harmful interference in a residential installation. This equipment generates, uses and can radiate radio frequency energy and, if not installed and used in accordance with the instructions, may cause harmful interference to radio communications. However, there is no guarantee that interference will not occur in a particular installation. If this equipment does cause harmful interference to radio or television reception, which can be determined by turning the equipment off and on, the user is encouraged to try to correct the interference by one or more of the following measures:

- Reorient or relocate the receiving antenna.
- Increase the separation between the equipment and receiver.
- Connect the equipment into an outlet on a circuit different from that to which the receiver is connected.
- Consult the dealer or an experienced radio/TV technician for help.

Supplier's Declaration of Conformity

Trade Name:	VTech [®]
Model:	1934
Product name:	Panda & Pals Block Puzzle™
Responsible Party:	VTech Electronics North America, LLC
Address:	1156 W. Shure Drive, Suite 200, Arlington Heights, IL 60004
Website:	vtechkids.com

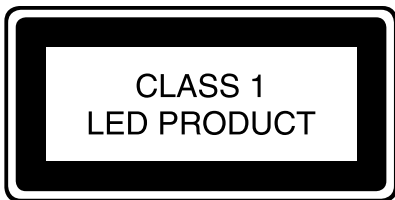
Caution: Changes or modifications not expressly approved by the party responsible for compliance could void the user's authority to operate the equipment.

This device contains licence-exempt transmitter(s)/receiver(s) that comply with Innovation, Science and Economic Development Canada's licence-exempt RSS(s). Operation is subject to the following two conditions:

- (1) This device may not cause interference.
- (2) This device must accept any interference, including interference that may cause undesired operation of the device.

L'émetteur/récepteur exempt de licence contenu dans le présent appareil est conforme aux CNR d'Innovation, Sciences et Développement économique Canada applicables aux appareils radio exempts de licence. L'exploitation est autorisée aux deux conditions suivantes :

- 1) L'appareil ne doit pas produire de brouillage;
- 2) L'appareil doit accepter tout brouillage radioélectrique subi, même si le brouillage est susceptible d'en compromettre le fonctionnement.



**Visit our website for more
information about our products,
downloads, resources and more.**

vtechkids.com

Read our complete warranty policy online at
vtechkids.com/warranty



TM & © 2018 VTech Holdings Limited.
All rights reserved.
Printed in China.
91-001665-003 (S) (A)