

Thumbs

Pro Plus, Pro, Stiff Link, and Utility

Technical Specifications

Contact your Cat® dealer for Thumb compatibility based on your application and machine configuration or if your configuration is unavailable.

Thumb matches to GC excavators require a Long Undercarriage.

Not all Thumb models are available in all regions. Consult your Cat dealer for models available in your region.

Table of Contents

| | |
|------------------------------------------|-----------|
| Pro Series Thumbs | 2 |
| Compatibility | 2 |
| Thumb-ready Configurations | 2 |
| Matching and Installation Hardware | 3 |
| Specifications | 12 |
| Stiff Link Thumbs | 19 |
| Compatibility | 19 |
| Matching and Installation Hardware | 19 |
| Specifications | 25 |
| Utility Thumbs | 27 |
| Compatibility | 27 |
| Matching and Installation Hardware | 27 |
| Specifications | 29 |

Thumbs Technical Specifications

Pro Series Thumb Compatibility with Cat® Machines

| Pro Series (for 311-352) | |
|----------------------------------|-----------------------------------------------|
| Quick Coupler* | |
| Cat® Pin Grabber | All |
| Cat Excavators* (311-352) | |
| Thumb-ready Stick Machines | 312E, 313F, 313, 316E/F, 317, 320E, 323F, 323 |
| D, E, F Series and NGH | All |
| Cat Buckets | |
| D Series | All |
| Next Generation | All |

*Contact your Cat dealer for specific compatibility of thumbs for dedicated-style couplers and D & F wheeled excavators.

Thumb-ready Machine and Stick Configurations for Pro Series

Thumb-ready Machines

Thumb-ready machines are configured with hydraulics and Pro Series Hydraulic Thumb mounting bracket.

| | 313 | 317 | 323 |
|--------------------------|--------------------|---------------|------------------------------|
| Part No. | 589-6791, 589-6792 | 598-9735 | 576-8597, 580-3172, 590-8942 |
| Stick Length | 2.8 m (9'2") | 3.1 m (10'2") | 2.9 m (9'6") |
| Hydraulic System | 2 pump/2 way | 2 pump/2 way | 2 pump/2 way |
| Hydraulic Control | Tool Control | Tool Control | Tool Control |

Thumb-ready Sticks

Thumb-ready sticks include Pro Series Hydraulic Thumb mounting bracket and hydraulic mounting blocks.

| | 313 | 315 | 317 | 323 |
|---------------------|--------------|--------------|---------------|--------------|
| Part No. | 558-2810 | 558-2810 | 585-2680 | 490-7676 |
| Stick Length | 2.8 m (9'2") | 2.8 m (9'2") | 3.1 m (10'2") | 2.9 m (9'6") |
| Stick Type | Standard | Standard | Standard | Standard |

Pro and Pro Plus Matching Guide and Installation Hardware Requirements

311D/F RR, 312D/E, 313F, 313F GC, 313, 313 GC, 314D/E/F, 315F, 315, 315 GC, M314*

Minimum Stick Length: 2.5 m (8'2")

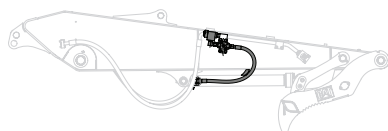
Mounting Bracket Group 379-7029

Not required for machines equipped with thumb-ready stick.

Hydraulic Requirements

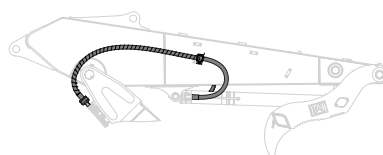
Connector Lines Groups

| Machine | Part No. |
|---------------------------------------------|----------|
| 311D/F RR | 380-3967 |
| 312D/E 313F 313F GC 314D/E 315F | 380-3963 |
| 313 313 GC 315 315 GC | 586-7615 |
| M314 | 600-1380 |



Thumb Stick Lines Groups

| Machine | Stick | Part No. | |
|---------------------------------------------------------------------------|---------------|----------|----------|
| 311D/F | 2.6 m (9'6") | 387-9680 | |
| | 2.8 m (9'2") | | |
| 312D/E 313F/313 314D/E/F 313F GC 313 GC 315F/315 315 GC | 2.5 m (8'2") | 387-9690 | |
| | 2.8 m (9'2") | | |
| | 3.0 m (9'10") | | 387-9700 |
| | 3.0 m (9'10") | | |
| | 3.0 m (9'10") | | |



| Select Bucket to Match | | | | | Choose Thumb | | | |
|------------------------|----------|------------|-------|----|--------------|-----------------|----------|-----------------|
| | Part No. | Tooth Qty. | Width | | Pro Plus | | Pro | |
| | | | mm | in | Pin-on | Cat Pin Grabber | Pin-on | Cat Pin Grabber |
| General Duty | 571-2852 | 4 | 600 | 24 | | 578-2537 | | 473-3845 |
| | 571-2853 | 5 | 750 | 30 | 578-2529 | 578-2538 | 578-2547 | 387-9760 |
| | 571-2943 | 6 | 900 | 36 | 578-2530 | 578-2539 | 578-2548 | 387-9762 |
| | 571-2855 | 7 | 1050 | 42 | 578-2531 | 578-2540 | 578-2549 | 387-9764 |
| | 571-2856 | 7 | 1200 | 48 | 578-2532 | 578-2541 | 578-2551 | 387-9766 |
| Severe Duty | 552-8140 | 3 | 600 | 24 | | 578-2537 | | 473-3845 |
| | 552-8141 | 4 | 750 | 30 | 578-2533 | 578-2542 | 578-2552 | 387-9768 |
| | 552-8142 | 5 | 900 | 36 | 578-2534 | 578-2543 | 578-2554 | 387-9770 |
| | 552-8143 | 5 | 1050 | 42 | 578-2535 | 578-2544 | 578-2555 | 387-9772 |

*When using buckets and thumbs on wheeled excavators, machine stability is improved when the outriggers and blades are down and in contact with the ground.

Not available

(continued on next page)

Thumbs Technical Specifications

Pro and Pro Plus Matching Guide and Installation Hardware Requirements *(continued)*

315D, 316E/F, 317, 317 GC, M318*

Minimum Stick Length: 2.6 m (8'6")

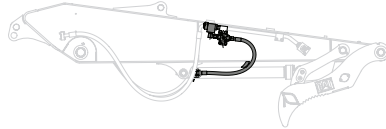
Mounting Bracket Group 370-8613

Not required for machines equipped with thumb-ready stick.

Hydraulic Requirements

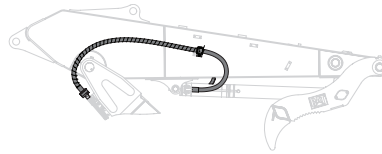
Connector Lines Groups

| Machine | Part No. |
|----------------|----------|
| 315D 316E/F | 376-7217 |
| 317 317 GC | 596-2822 |
| M318 | 600-1380 |



Thumb Stick Lines Groups

| Machine | Stick | Part No. |
|----------------|---------------|----------|
| 315D 316E/F | 2.6 m (8'6") | 387-9690 |
| | 2.9 m (9'6") | |
| | 3.1 m (10'2") | 387-9700 |



| Select Bucket to Match | | | | | Choose Thumb | | | |
|------------------------|----------|------------|-------|----|--------------|-----------------|----------|-----------------|
| | Part No. | Tooth Qty. | Width | | Pro Plus | | Pro | |
| | | | mm | in | Pin-on | Cat Pin Grabber | Pin-on | Cat Pin Grabber |
| General Duty | 552-8149 | 4 | 750 | 30 | 595-6393 | 595-6397 | 387-9692 | 387-9702 |
| | 552-8150 | 5 | 900 | 36 | 595-6394 | 595-6398 | 584-3955 | 584-3956 |
| | 552-8151 | 5 | 1050 | 42 | 595-6395 | 595-6399 | 387-9696 | 387-9706 |
| | 552-8152 | 6 | 1200 | 48 | 595-6396 | 595-6401 | 387-9698 | 387-9708 |
| Severe Duty | 552-8171 | 4 | 750 | 30 | 595-6393 | 595-6397 | 387-9692 | 387-9702 |
| | 552-8172 | 5 | 900 | 36 | 595-6394 | 595-6398 | 584-3955 | 584-3956 |
| | 552-8173 | 5 | 1050 | 42 | 595-6395 | 595-6399 | 387-9696 | 387-9706 |
| | 552-8174 | 6 | 1200 | 48 | 595-6396 | 595-6401 | 387-9698 | 387-9708 |

*When using buckets and thumbs on wheeled excavators, machine stability is improved when the outriggers and blades are down and in contact with the ground.

(continued on next page)

Pro and Pro Plus Matching Guide and Installation Hardware Requirements *(continued)*

318E/F

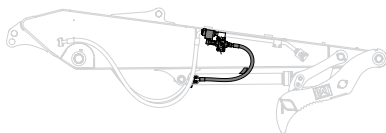
Minimum Stick Length: 2.6 m (8'6")

Mounting Bracket Group 370-8613

Hydraulic Requirements

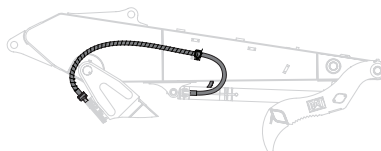
Connector Lines Groups

| Machine | Part No. |
|---------|----------|
| 318E/F | 376-7217 |



Thumb Stick Lines Groups

| Machine | Stick | Part No. |
|---------|---------------|----------|
| 318E/F | 2.6 m (8'6") | 387-9690 |
| | 3.1 m (10'2") | 387-9700 |



| Select Bucket to Match | | | | | Choose Thumb | | | |
|------------------------|----------|------------|-------|----|--------------|-----------------|----------|-----------------|
| | Part No. | Tooth Qty. | Width | | Pro Plus | | Pro | |
| | | | mm | in | Pin-on | Cat Pin Grabber | Pin-on | Cat Pin Grabber |
| General Duty | 552-8180 | 6 | 1208 | 48 | 595-6396 | 595-6401 | 387-9698 | 387-9708 |
| | 552-8183 | 4 | 754 | 30 | 595-6393 | 595-6397 | 387-9692 | 387-9702 |
| Heavy Duty | 552-8184 | 5 | 902 | 36 | 595-6394 | 595-6398 | 584-3955 | 584-3956 |
| | 552-8185 | 5 | 1056 | 42 | 595-6395 | 595-6399 | 387-9696 | 387-9706 |
| | 552-8186 | 6 | 1208 | 48 | 595-6396 | 595-6401 | 387-9698 | 387-9708 |
| Severe Duty | 552-8192 | 5 | 918 | 36 | 595-6394 | 595-6398 | 584-3955 | 584-3956 |
| | 552-8193 | 5 | 1072 | 42 | 595-6395 | 595-6399 | 387-9696 | 387-9706 |

(continued on next page)

Thumbs Technical Specifications

Pro and Pro Plus Matching Guide and Installation Hardware Requirements *(continued)*

320 GC, 320, 320D/E/F, 320D/E RR, 321D LCR, 323, 323F, 325F CR, 325 (B1 Linkage)

Minimum Stick Length: 2.9 m (9'6")


Mounting Bracket Group 386-3919

Not required for machines equipped with thumb-ready stick.

Hydraulic Requirements

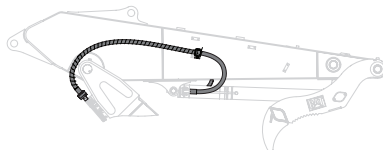
Connector Lines Groups

| Machine | Part No. |
|---------------------|----------|
| 320D | 418-0311 |
| 320E/F, 320, 320 GC | 418-0310 |
| 320D RR | 418-0311 |
| 320E RR | 418-0310 |
| 321D LCR | 418-0311 |
| 323F/323 | 418-0310 |
| 325F CR/325 | 418-0310 |



Thumb Stick Lines Groups

| Machine | Stick | Part No. |
|-----------------------|----------------|----------|
| 320D/E/F, 320, 320 GC | 2.9 m (9'6") | 420-3637 |
| | 3.9 m (12'10") | 420-3638 |
| 320D/E RR 321D LCR | 2.9 m (9'6") | 420-3637 |
| 323F/323 | 2.9 m (9'6") | 420-3637 |
| | 3.9 m (12'10") | 420-3638 |
| 325F CR/325 | 2.9 m (9'6") | 420-3637 |



| Select Bucket to Match | | | | | Choose Thumb | | | |
|--------------------------------------|----------|------------|-------|----|--------------|-----------------|----------|-----------------|
| | Part No. | Tooth Qty. | Width | | Pro Plus | | Pro | |
| | | | mm | in | Pin-on | Cat Pin Grabber | Pin-on | Cat Pin Grabber |
| General Duty | 552-8208 | 5 | 902 | 36 | 583-4537 | 584-5100 | 583-4543 | 584-5110 |
| | 552-8209 | 5 | 1056 | 42 | 583-4538 | 533-0877 | 583-4544 | 418-0304 |
| | 552-8210 | 6 | 1208 | 48 | 583-4540 | 533-0878 | 583-4545 | 418-0306 |
| | 552-8211 | 7 | 1350 | 54 | 583-4541 | 524-9702 | 583-4546 | 418-0308 |
| Heavy Duty | 552-8238 | 5 | 902 | 36 | 583-4537 | 584-5100 | 583-4543 | 584-5110 |
| | 552-8239 | 5 | 1056 | 42 | 583-4538 | 533-0877 | 583-4544 | 418-0304 |
| | 552-8240 | 6 | 1208 | 48 | 583-4540 | 533-0878 | 583-4545 | 418-0306 |
| | 552-8241 | 7 | 1350 | 54 | 583-4541 | 524-9702 | 583-4546 | 418-0308 |
| Heavy Duty Power | 552-8259 | 5 | 1056 | 42 | 583-4542 | 533-0880 | 583-4547 | 421-7318 |
| | 552-8260 | 6 | 1208 | 48 | | | | 454-6682 |
| Severe Duty | 552-8250 | 5 | 902 | 36 | 583-4537 | 584-5100 | 583-4543 | 584-5110 |
| | 552-8251 | 5 | 1056 | 42 | 583-4538 | 533-0877 | 583-4544 | 418-0304 |
| | 552-8252 | 6 | 1208 | 48 | 583-4540 | 533-0878 | 583-4545 | 418-0306 |
| Pin Grabber Performance Buckets (HD) | 550-9565 | 5 | 902 | 36 | | 584-5105 | | |
| | 550-9566 | 5 | 1056 | 42 | | 533-0881 | | 422-2640 |
| | 550-9567 | 6 | 1208 | 48 | | 533-0882 | | |
| | 550-9568 | 7 | 1350 | 54 | | | | |

Not available

(continued on next page)

Pro and Pro Plus Matching Guide and Installation Hardware Requirements *(continued)*

324D/E, 326F, 326 (CB1 Linkage)

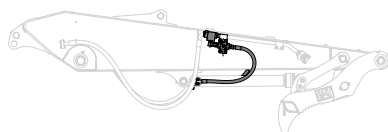
Minimum Stick Length: 2.95 m (9'8")

Mounting Bracket Group 386-3919

Hydraulic Requirements

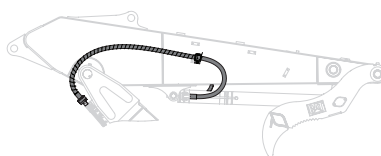
Connector Lines Groups

| Machine | Part No. |
|---------|----------|
| 324D | 418-0311 |
| 324E | 418-0310 |
| 326F | 418-0310 |
| 326 | 418-0310 |



Thumb Stick Lines Groups

| Machine | Stick | Part No. |
|-----------------------------|---------------|----------|
| 324D 324E 326F 326 | 2.95 m (9'8") | 420-3637 |



| Select Bucket to Match | | | | | Choose Thumb | | | |
|------------------------------|----------|------------|-------|----|--------------|------------------|----------|------------------|
| | Part No. | Tooth Qty. | Width | | Pro Plus | | Pro | |
| | | | mm | in | Pin-on | Cat Pin Grabber* | Pin-on | Cat Pin Grabber* |
| General Duty | 552-8268 | 5 | 902 | 36 | 578-2487 | 578-2498 | 578-2511 | 584-5098 |
| | 552-8269 | 5 | 1056 | 42 | 578-2488 | 578-2499 | 578-2512 | 418-0424 |
| | 552-8270 | 6 | 1208 | 48 | 578-2489 | 578-2500 | 578-2513 | 418-0426 |
| | 552-8271 | 7 | 1350 | 54 | 578-2490 | 578-2501 | 578-2514 | 418-0428 |
| Heavy Duty | 541-1746 | 4 | 902 | 36 | 578-2491 | 578-2502 | 418-0412 | 418-0430 |
| | 541-1747 | 5 | 1056 | 42 | 578-2488 | 578-2499 | 578-2512 | 418-0424 |
| | 541-1748 | 5 | 1208 | 48 | 578-2493 | 578-2504 | 418-0414 | 418-0432 |
| | 541-1750 | 6 | 1350 | 54 | 578-2494 | 578-2505 | 418-0416 | 418-0434 |
| | 541-1752 | 7 | 1500 | 60 | 578-2495 | 578-2506 | 418-0418 | 418-0436 |
| | 550-2251 | 7 | 1650 | 66 | 578-2496 | 578-2558 | 418-0420 | 418-0438 |
| Heavy Duty Power | 541-1759 | 5 | 1080 | 42 | | 578-2508 | | |
| | 541-1760 | 5 | 1232 | 48 | 578-2497 | 578-2509 | 421-7348 | 421-7350 |
| | 541-1761 | 6 | 1384 | 54 | | | | |
| Severe Duty | 541-1769 | 4 | 902 | 36 | 578-2491 | 578-2502 | 418-0412 | 418-0430 |
| | 541-1770 | 5 | 1056 | 42 | 578-2488 | 578-2499 | 578-2512 | 418-0424 |
| | 541-1771 | 5 | 1208 | 48 | 578-2493 | 578-2504 | 418-0414 | 418-0432 |
| Pin Grabber Performance (HD) | 541-1764 | 5 | 1208 | 48 | | 578-2509 | | 421-7350 |
| | 541-1765 | 6 | 1350 | 54 | | | | |
| | 541-1766 | 7 | 1500 | 60 | | | | |
| Pin Grabber Performance (SD) | 541-1774 | 4 | 902 | 36 | | | | |
| | 541-1775 | 5 | 1056 | 42 | | 578-2508 | | |

*Standard coupler only. Thumbs not for use with Trenching couplers.

Not available

(continued on next page)

Thumbs Technical Specifications

Pro and Pro Plus Matching Guide and Installation Hardware Requirements *(continued)*

328D CR, 329D/E/F, 330, 330 GC, 330F, 335F CR (CB2 Linkage)


Minimum Stick Length: 3.2 m (10'6")

Mounting Bracket Group, HD Stick 385-9614

Hydraulic Requirements

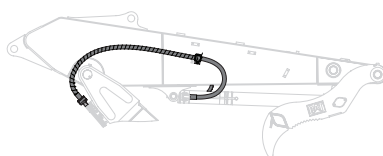
Connector Lines Groups

| Machine | Part No. |
|--------------------------------------------|----------|
| 328D CR 329D | 418-0311 |
| 329E/F 330 330 GC 330F 335F CR | 418-0310 |



Thumb Stick Lines Groups

| Machine | Stick | Part No. |
|---------------------------------------------------------------|---------------|----------|
| 328D CR 329D 330 330 GC 330F 329E/F 335F CR | 3.2 m (10'6") | 420-3638 |



| Select Bucket to Match | | | | | Choose Thumb | | | |
|------------------------|----------|------------|-------|----|--------------|------------------|----------|------------------|
| | Part No. | Tooth Qty. | Width | | Pro Plus | | Pro | |
| | | | mm | in | Pin-on | Cat Pin Grabber* | Pin-on | Cat Pin Grabber* |
| General Duty | 552-8268 | 5 | 902 | 36 | 578-2515 | 584-5109 | 578-2519 | 584-5681 |
| | 552-8269 | 5 | 1056 | 42 | 578-2516 | 559-5514 | 578-2526 | 418-0496 |
| | 552-8270 | 6 | 1208 | 48 | 578-2517 | 559-5515 | 578-2527 | 418-0498 |
| | 552-8271 | 7 | 1350 | 54 | 578-2518 | 559-5516 | 578-2528 | 418-0500 |
| Heavy Duty | 541-1746 | 4 | 902 | 36 | 559-5505 | 559-5517 | 418-0484 | 418-0502 |
| | 541-1747 | 5 | 1056 | 42 | 578-2516 | 559-5514 | 578-2526 | 418-0496 |
| | 541-1748 | 5 | 1208 | 48 | 559-5506 | 559-5518 | 418-0486 | 418-0504 |
| | 541-1750 | 6 | 1350 | 54 | 559-5507 | 559-5519 | 418-0488 | 418-0506 |
| | 541-1752 | 7 | 1500 | 60 | 559-5508 | 559-5520 | 418-0490 | 418-0508 |
| | 550-2251 | 7 | 1650 | 66 | 559-5509 | 559-5521 | 418-0492 | 418-0510 |
| Heavy Duty Power | 541-1759 | 5 | 1080 | 42 | | 559-5522 | | |
| | 541-1760 | 5 | 1232 | 48 | 559-5510 | 559-5523 | 421-7324 | 421-7326 |
| | 541-1761 | 6 | 1384 | 54 | 559-5511 | 559-5524 | | |

*Standard coupler only. Thumbs not for use with Trenching couplers.

(continued on next page)

Pro and Pro Plus Matching Guide and Installation Hardware Requirements *(continued)*

328D CR, 329D/E/F, 330, 330 GC, 330F, 335F CR (CB2 Linkage) *(continued)*

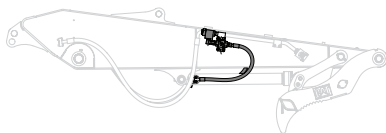
Minimum Stick Length: 3.2 m (10'6")

Mounting Bracket Group, HD Stick 385-9614

Hydraulic Requirements

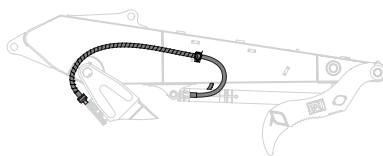
Connector Lines Groups

| Machine | Part No. |
|--------------------------------------------|----------|
| 328D CR 329D | 418-0311 |
| 329E/F 330 330 GC 330F 335F CR | 418-0310 |



Thumb Stick Lines Groups

| Machine | Stick | Part No. |
|---------------------------------------------------------------|---------------|----------|
| 328D CR 329D 330 330 GC 330F 329E/F 335F CR | 3.2 m (10'6") | 420-3638 |



| Select Bucket to Match | | | | | Choose Thumb | | | |
|------------------------------|----------|------------|-------|----|--------------|------------------|----------|------------------|
| | Part No. | Tooth Qty. | Width | | Pro Plus | | Pro | |
| | | | mm | in | Pin-on | Cat Pin Grabber* | Pin-on | Cat Pin Grabber* |
| Severe Duty | 541-1769 | 4 | 902 | 36 | 559-5505 | 559-5517 | 418-0484 | 418-0502 |
| | 541-1770 | 5 | 1056 | 42 | 578-2516 | 559-5514 | 578-2526 | 418-0496 |
| | 541-1771 | 5 | 1208 | 48 | 559-5506 | 559-5518 | 418-0486 | 418-0504 |
| Pin Grabber Performance (HD) | 541-1764 | 5 | 1208 | 48 | | 559-5523 | | 421-7326 |
| | 541-1765 | 6 | 1350 | 54 | | 559-5524 | | 577-8780 |
| | 541-1766 | 7 | 1500 | 60 | | | | |
| Pin Grabber Performance (SD) | 541-1774 | 4 | 902 | 36 | | | | |
| | 541-1775 | 5 | 1056 | 42 | | 559-5522 | | |

*Standard coupler only. Thumbs not for use with Trenching couplers.

Not available

(continued on next page)

Thumbs Technical Specifications

Pro and Pro Plus Matching Guide and Installation Hardware Requirements *(continued)*

330D, 336, 336 GC, 336D/E/F, 336E H, 336F XE, 340 (DB Linkage)

Minimum Stick Lengths: 3.2 m (10'6") or 3.9 m (12'10"). See chart below for specific details.

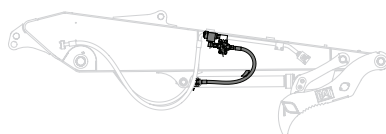
Mounting Bracket Group

| Machine | Stick | Part No. |
|-------------|----------------|----------|
| 330D | 3.2 m (10'6") | 433-2358 |
| 336D | 3.9 m (12'10") | |
| 336/ 336 GC | 3.2 m (10'6") | 433-2358 |
| 340 | 3.9 m (12'10") | 457-8352 |
| 336E | 3.2 m (10'6") | 433-2358 |
| 336E H | 3.9 m (12'10") | 438-2055 |
| 336F | 3.2 m (10'6") | 433-2358 |
| 336F XE | 3.9 m (12'10") | 457-8352 |

Hydraulic Requirements

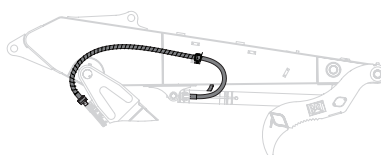
Connector Lines Groups

| Machine | Part No. |
|--------------------------------------------------------|----------|
| 330D 336D | 443-0253 |
| 336/336 GC 340 336E 336E H 336F 336F XE | 443-0252 |



Thumb Stick Lines Groups

| Machine | Stick | Part No. |
|--------------------------------------------------------------|---------------------------------|----------|
| 330D 336, 336 GC 336D 336E, 336E H 336F, 336F XE | 3.2 m (10'6") 3.9 m (12'10") | 443-0254 |



| Select Bucket to Match | | | | | Choose Thumb | | | | | |
|------------------------|----------|------------|-------|----|------------------------------------------|------------------------------------------|------------------------------|------------------------------------------|------------------------------------------|------------------------------|
| | Part No. | Tooth Qty. | Width | | Pro Plus | | | Pro | | |
| | | | mm | in | Pin-on | Cat Pin Grabber | | Pin-on | Cat Pin Grabber | |
| | | | | | 3.2 m (10'6") or 3.9 m (12'10") Stick | 3.2 m (10'6") or 3.9 m (12'10") Stick | 3.9 m (12'10") Stick Only | 3.2 m (10'6") or 3.9 m (12'10") Stick | 3.2 m (10'6") or 3.9 m (12'10") Stick | 3.9 m (12'10") Stick Only |
| General Duty | 540-4116 | 5 | 1200 | 48 | 532-8815 | 533-0891 | 533-0898 | 443-0122 | 443-0134 | 443-0146 |
| | 540-4117 | 6 | 1350 | 54 | 533-0886 | 533-0892 | 533-0899 | 443-0124 | 443-0136 | 443-0148 |
| | 538-9467 | 7 | 1500 | 60 | 533-0887 | 533-0893 | 533-0900 | 443-0126 | 443-0138 | 443-0150 |
| Heavy Duty | 528-4601 | 4 | 1050 | 42 | 533-0888 | 533-0894 | 533-0901 | 443-0128 | 443-0140 | 443-0152 |
| | 528-4602 | 5 | 1200 | 48 | 532-8815 | 533-0891 | 533-0898 | 443-0122 | 443-0134 | 443-0146 |
| | 528-4604 | 5 | 1350 | 54 | 533-0889 | 533-0895 | 533-0902 | 443-0130 | 443-0142 | 443-0154 |
| | 528-4606 | 6 | 1500 | 60 | 533-0885 | 533-0896 | 533-0903 | 443-0132 | 443-0144 | 443-0156 |
| Severe Duty | 528-4641 | 4 | 1050 | 42 | 533-0888 | 533-0894 | 533-0901 | 443-0128 | 443-0140 | 443-0152 |
| | 528-4642 | 5 | 1200 | 48 | 532-8815 | 533-0891 | 533-0898 | 443-0122 | 443-0134 | 443-0146 |
| | 528-4643 | 5 | 1350 | 54 | 533-0889 | 533-0895 | 533-0902 | 443-0130 | 443-0142 | 443-0154 |

(continued on next page)

Pro and Pro Plus Matching Guide and Installation Hardware Requirements *(continued)*

345D, 349E/F, 349F, 349, 352F, 352 (TB Linkage)

Minimum Stick Lengths: 3.35 m (11'0") or 3.9 m (12'10"). See chart below for specific details.

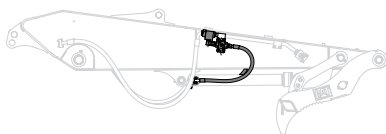
Mounting Bracket Group

| Machine | Part No. |
|----------------|----------|
| 3.35 m (11'0") | 443-0260 |
| 3.9 m (12'10") | 443-0259 |
| 4.3 m (14'1") | 443-0260 |

Hydraulic Requirements

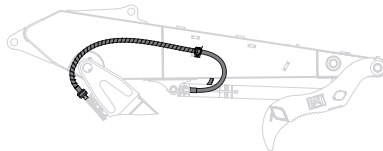
Connector Lines Groups

| Machine | Part No. |
|------------------------------|----------|
| 345D | 443-0256 |
| 349E/F 349 352F 352 | 443-0255 |



Thumb Stick Lines Groups

| Machine | Stick | Part No. |
|--------------------------------------|---------------------------------------------------|----------|
| 345D 349 349E/F 352 352F | 3.35 m (11'0") 3.9 m (12'10") 4.3 m (14'1") | 443-0257 |

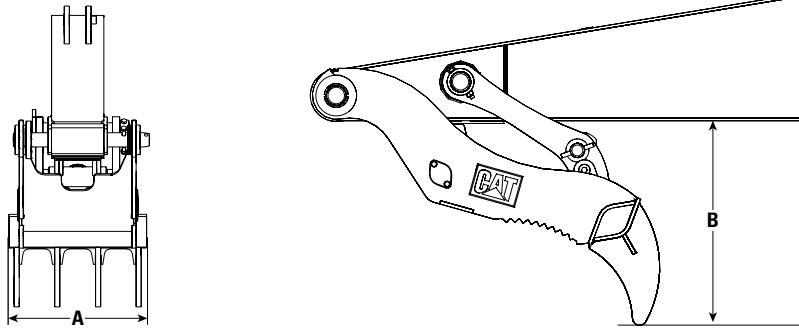


| Select Bucket to Match | | | | | Choose Thumb | | | | |
|------------------------|----------|------------|-------|----|----------------------------------------------|---------------------------------------------|----------------------------------------------------------------|----------------------------------------------------------------|---------------------------------------------|
| | Part No. | Tooth Qty. | Width | | Pro Plus | | Pro | | |
| | | | mm | in | Pin-on | Cat Pin Grabber* | Pin-on | Cat Pin Grabber* | |
| | | | | | 3.35 m (11'0") or 3.9 m (12'10") Stick | 3.9 m (12'10") or 4.3 m (14'1") Stick | 3.35 m (11'0"), 3.9 m (12'10") or 4.3 m (14'1") Stick | 3.35 m (11'0"), 3.9 m (12'10") or 4.3 m (14'1") Stick | 3.9 m (12'10") or 4.3 m (14'1") Stick |
| General Duty | 528-2161 | 5 | 1220 | 48 | | 533-0911 | | | |
| | 528-2162 | 5 | 1350 | 54 | 533-0162 | 533-0912 | 443-0216 | 443-0224 | 443-0232 |
| | 528-2163 | 6 | 1500 | 60 | 533-0907 | 533-0913 | 443-0218 | 443-0226 | 443-0234 |
| Heavy Duty | 528-2175 | 5 | 1220 | 48 | | 533-0911 | | | |
| | 528-2176 | 5 | 1350 | 54 | 533-0162 | 533-0912 | 443-0216 | 443-0224 | 443-0232 |
| | 528-2177 | 6 | 1500 | 60 | 533-0907 | 533-0913 | 443-0218 | 443-0226 | 443-0234 |
| Severe Duty | 528-2193 | 5 | 1220 | 48 | | 533-0911 | | | |
| | 518-9314 | 4 | 1400 | 55 | 533-0908 | 533-0914 | 443-0220 | 443-0228 | 443-0236 |
| | 518-9315 | 5 | 1550 | 61 | 533-0909 | 533-0915 | 443-0222 | 443-0230 | 443-0238 |

*Standard coupler only. Thumbs not for use with Trenching couplers.

Thumbs Technical Specifications

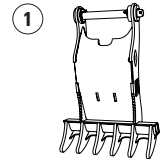
Pro Series Thumbs Specifications



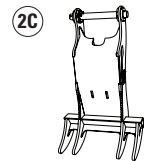
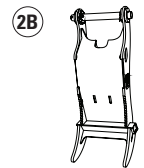
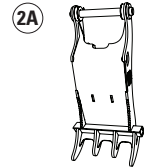
| Machine | Thumb Style | Interface | Part No. | Tooth Configuration | Teeth Qty. | (A) Overall Width | | (B) Stored Height* | | Weight | | | |
|-------------------------------------------------------------------------------------------------------------------------|-------------|-----------|-------------|---------------------|------------|-------------------|------|--------------------|------|--------|------|-----|-------|
| | | | | | | mm | in | mm | in | kg | lb | | |
| 311D RR 311F RR 312D 312E 313F 313F GC 313 313 GC 314D 314E 315F 315 315 GC M314 | Pro Plus | Pin-on | 578-2529 | ① | 4 | 568 | 22.4 | 656 | 25.8 | 410 | 904 | | |
| | | | 578-2530 | ① | 5 | 726 | 28.6 | 656 | 25.8 | 422 | 913 | | |
| | | | 578-2531 | ① | 6 | 879 | 34.6 | 656 | 25.8 | 437 | 962 | | |
| | | | 578-2532 | ① | 6 | 1005 | 39.6 | 656 | 25.8 | 442 | 975 | | |
| | | | 578-2533 | ① | 3 | 563 | 22.2 | 656 | 25.8 | 403 | 889 | | |
| | | | 578-2534 | ① | 4 | 660 | 26.0 | 656 | 25.8 | 414 | 914 | | |
| | | | 578-2535 | ① | 4 | 799 | 31.5 | 656 | 25.8 | 420 | 927 | | |
| | | | Pin Grabber | 578-2537 | ① | 2 | 522 | 20.6 | 643 | 25.3 | 402 | 886 | |
| | | | | 578-2538 | ① | 4 | 568 | 22.4 | 643 | 25.3 | 421 | 928 | |
| | | | | 578-2539 | ① | 5 | 726 | 28.6 | 643 | 25.3 | 436 | 961 | |
| | | | | 578-2540 | ① | 6 | 879 | 34.6 | 643 | 25.3 | 451 | 994 | |
| | | | Pro | Pin-on | 578-2541 | ① | 6 | 1005 | 39.6 | 643 | 25.3 | 457 | 1,006 |
| | | | | | 578-2542 | ① | 3 | 522 | 20.6 | 643 | 25.3 | 411 | 905 |
| | | | | | 578-2543 | ① | 4 | 660 | 26.0 | 643 | 25.3 | 425 | 937 |
| | | | | | 578-2544 | ① | 4 | 799 | 31.5 | 643 | 25.3 | 431 | 950 |
| | | | | | 578-2547 | ① | 4 | 568 | 22.4 | 657 | 25.9 | 303 | 667 |
| | 578-2548 | ① | | | 5 | 726 | 28.6 | 657 | 25.9 | 316 | 697 | | |
| | 578-2549 | ① | | | 6 | 879 | 34.6 | 657 | 25.9 | 329 | 725 | | |
| | 578-2551 | ① | | | 6 | 1005 | 39.6 | 657 | 25.9 | 335 | 738 | | |
| | 578-2552 | ① | | | 3 | 563 | 22.2 | 657 | 25.9 | 296 | 652 | | |
| 578-2554 | ① | 4 | | | 660 | 26.0 | 657 | 25.9 | 307 | 677 | | | |
| 578-2555 | ① | 4 | | | 799 | 31.5 | 657 | 25.9 | 313 | 690 | | | |
| Pin Grabber | 473-3845 | ① | | | 2 | 522 | 20.6 | 641 | 25.2 | 299 | 658 | | |
| | 387-9760 | ① | | | 4 | 568 | 22.4 | 641 | 25.2 | 318 | 701 | | |
| | 387-9762 | ① | | | 5 | 726 | 28.6 | 641 | 25.2 | 334 | 736 | | |
| | 387-9764 | ① | 6 | 879 | 34.6 | 641 | 25.2 | 347 | 765 | | | | |
| | 387-9766 | ① | 6 | 1005 | 39.6 | 641 | 25.2 | 354 | 780 | | | | |
| | 387-9768 | ① | 3 | 522 | 20.6 | 641 | 25.2 | 308 | 679 | | | | |
| | 387-9770 | ① | 4 | 660 | 26.0 | 641 | 25.2 | 321 | 708 | | | | |
| | 387-9772 | ① | 4 | 799 | 31.5 | 641 | 25.2 | 329 | 725 | | | | |

Tooth Configurations

Standard Configuration



Configured to straddle the boom when retracted

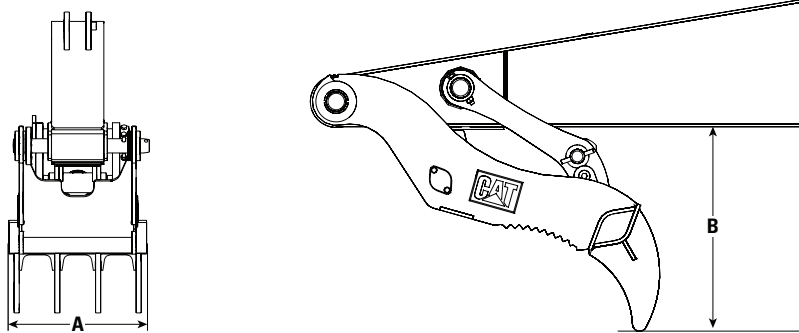


*Distance from stick when stored.

(continued on next page)

Thumbs Technical Specifications

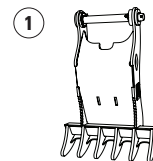
Pro Series Thumbs Specifications (continued)



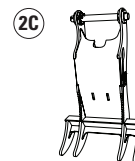
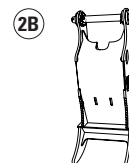
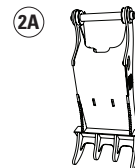
| Machine | Thumb Style | Interface | Part No. | Tooth Configuration | Teeth Qty. | (A) Overall Width | | (B) Stored Height* | | Weight | |
|--------------------------------------------------------------------------------------------------|-------------|-------------|-------------|---------------------|------------|-------------------|------|--------------------|------|--------|-------|
| | | | | | | mm | in | mm | in | kg | lb |
| 315D 316E 316F 317 317 GC 318E 318F M318 | Pro Plus | Pin-on | 595-6393 | ① | 3 | 636 | 25.0 | 715 | 28.1 | 510 | 1,124 |
| | | | 595-6394 | ① | 4 | 641 | 25.2 | 715 | 28.1 | 522 | 1,150 |
| | | | 595-6395 | ① | 4 | 757 | 29.8 | 715 | 28.1 | 528 | 1,164 |
| | | | 595-6396 | ① | 5 | 923 | 36.3 | 715 | 28.1 | 547 | 1,206 |
| | | Pin Grabber | 595-6397 | ① | 3 | 591 | 23.3 | 728 | 28.7 | 516 | 1,137 |
| | | | 595-6398 | ① | 4 | 641 | 25.2 | 728 | 28.7 | 532 | 1,172 |
| | | | 595-6399 | ① | 4 | 757 | 29.8 | 728 | 28.7 | 538 | 1,186 |
| | | | 595-6401 | ① | 5 | 923 | 36.3 | 728 | 28.7 | 559 | 1,233 |
| | Pro | Pin-on | 387-9692 | ① | 3 | 636 | 25.0 | 717 | 28.2 | 382 | 842 |
| | | | 584-3955 | ① | 4 | 641 | 25.2 | 717 | 28.2 | 393 | 866 |
| | | | 387-9696 | ① | 4 | 757 | 29.8 | 717 | 28.2 | 398 | 876 |
| | | | 387-9698 | ① | 5 | 923 | 36.4 | 717 | 28.2 | 418 | 922 |
| Pin Grabber | | 387-9702 | ① | 3 | 591 | 23.3 | 728 | 28.7 | 391 | 862 | |
| | | 584-3956 | ① | 4 | 641 | 25.2 | 728 | 28.7 | 403 | 888 | |
| | | 387-9706 | ① | 4 | 757 | 29.8 | 728 | 28.7 | 411 | 906 | |
| | | 387-9708 | ① | 5 | 923 | 36.3 | 728 | 28.7 | 434 | 957 | |
| 320 320 GC 320D 320E 320D RR 320E RR 321D LCR 323 323F 325F CR 325 | Pro Plus | Pin-on | 583-4537 | ① | 4 | 713 | 28.1 | 855 | 33.7 | 789 | 1,740 |
| | | | 583-4538 | ① | 4 | 758 | 29.8 | 855 | 33.7 | 801 | 1,767 |
| | | | 583-4540 | ① | 5 | 926 | 36.5 | 855 | 33.7 | 825 | 1,818 |
| | | | 583-4541 | ① | 6 | 1086 | 42.8 | 855 | 33.7 | 848 | 1,868 |
| | | | 583-4542 | ① | 4 | 758 | 29.8 | 801 | 31.5 | 779 | 1,716 |
| | | | Pin Grabber | 584-5100 | ②B | 2 | 671 | 26.4 | 1026 | 40.4 | 795 |
| | | 533-0877 | | ②B | 2 | 758 | 29.8 | 1026 | 40.4 | 808 | 1,780 |
| | | 533-0878 | | ②B | 2 | 926 | 36.5 | 1026 | 40.4 | 818 | 1,803 |
| | | 524-9702 | | ②C | 4 | 1086 | 42.8 | 1026 | 40.4 | 872 | 1,922 |
| | | 584-5103 | | ②B | 2 | 671 | 26.4 | 972 | 38.3 | 769 | 1,696 |
| | | 533-0880 | | ②B | 2 | 758 | 29.8 | 972 | 38.3 | 782 | 1,723 |
| | | 533-0881 | | ① | 4 | 758 | 29.8 | 816 | 32.1 | 794 | 1,751 |
| | | 533-0882 | | ① | 5 | 926 | 36.5 | 816 | 32.1 | 819 | 1,806 |
| | | 584-5105 | ① | 4 | 671 | 26.4 | 816 | 32.1 | 779 | 1,717 | |

Tooth Configurations

Standard Configuration



Configured to straddle the boom when retracted

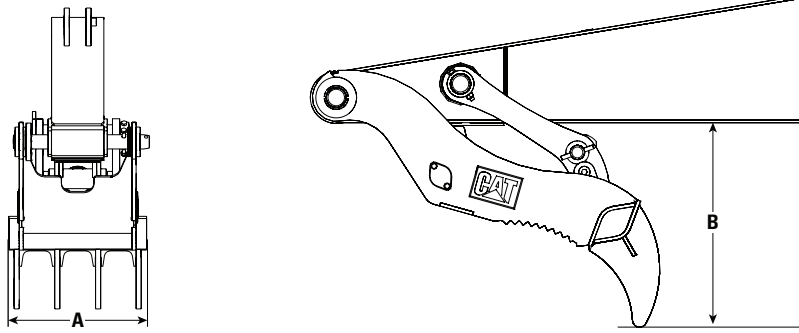


*Distance from stick when stored.

(continued on next page)

Thumbs Technical Specifications

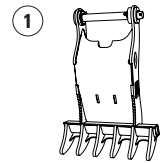
Pro Series Thumbs Specifications (continued)



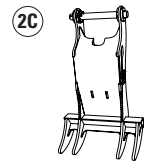
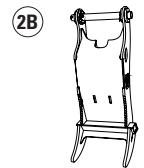
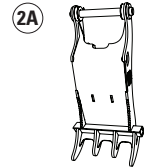
| Machine | Thumb Style | Interface | Part No. | Tooth Configuration | Teeth Qty. | (A) Overall Width | | (B) Stored Height* | | Weight | | | |
|--------------------------------------------------------------------------------------------------|-------------|-----------------------------|-------------|---------------------|------------|-------------------|------|--------------------|------|--------|-------|-------|-------|
| | | | | | | mm | in | mm | in | kg | lb | | |
| 320 320 GC 320D 320E 320D RR 320E RR 321D LCR 323 323F 325F CR 325 | Pro | Pin-on | 583-4543 | ① | 4 | 713 | 28.1 | 855 | 33.7 | 610 | 1,344 | | |
| | | | 583-4544 | ① | 4 | 758 | 29.8 | 855 | 33.7 | 622 | 1,371 | | |
| | | | 583-4545 | ① | 5 | 926 | 36.5 | 855 | 33.7 | 645 | 1,423 | | |
| | | | 583-4546 | ① | 6 | 1086 | 42.8 | 855 | 33.7 | 668 | 1,473 | | |
| | | | 583-4547 | ① | 4 | 758 | 29.8 | 801 | 31.5 | 599 | 1,321 | | |
| | | | Pin Grabber | 584-5110 | ②B | 2 | 671 | 26.4 | 1026 | 40.4 | 455 | 1,002 | |
| | | | | 418-0304 | ②B | 2 | 758 | 29.8 | 1026 | 40.4 | 628 | 1,385 | |
| | | | | 418-0306 | ②B | 2 | 926 | 36.5 | 1026 | 40.4 | 638 | 1,407 | |
| | | | | 418-0308 | ②C | 4 | 1086 | 42.8 | 1026 | 40.4 | 692 | 1,526 | |
| | | | 421-7318 | ②B | 2 | 758 | 29.8 | 972 | 38.3 | 602 | 1,328 | | |
| | | 422-2640 | ① | 4 | 758 | 29.8 | 816 | 32.1 | 615 | 1,355 | | | |
| | | 454-6682 | ②B | 2 | 926 | 36.5 | 972 | 38.3 | 613 | 1,351 | | | |
| | | 324D 324E 326F 326 | Pro Plus | Pin-on | 578-2487 | ① | 4 | 775 | 30.5 | 895 | 35.2 | 871 | 1,920 |
| | | | | | 578-2488 | ① | 4 | 775 | 30.5 | 895 | 35.2 | 879 | 1,939 |
| 578-2489 | ① | | | | 5 | 926 | 36.5 | 895 | 35.2 | 901 | 1,987 | | |
| 578-2490 | ① | | | | 6 | 1086 | 42.8 | 895 | 35.2 | 923 | 2,035 | | |
| 578-2491 | ① | | | | 3 | 775 | 30.5 | 895 | 35.2 | 866 | 1,909 | | |
| 578-2493 | ① | | | | 4 | 926 | 36.5 | 895 | 35.2 | 886 | 1,959 | | |
| 578-2494 | ① | | | | 5 | 1086 | 42.8 | 895 | 35.2 | 910 | 2,007 | | |
| 578-2495 | ① | | | | 6 | 1206 | 47.5 | 895 | 35.2 | 930 | 2,051 | | |
| 578-2496 | ① | | | | 6 | 1332 | 52.4 | 895 | 35.2 | 938 | 2,068 | | |
| Pin Grabber | 578-2498 | | | | ②B | 2 | 741 | 29.2 | 1011 | 39.8 | 885 | 1,952 | |
| | 578-2499 | | | | ②B | 2 | 741 | 29.2 | 1011 | 39.8 | 892 | 1,967 | |
| | 578-2500 | | | | ②B | 2 | 926 | 36.5 | 1011 | 39.8 | 903 | 1,991 | |
| | 578-2501 | | | | ②C | 4 | 1086 | 42.8 | 1011 | 39.8 | 950 | 2,094 | |
| 578-2502 | ②B | | | | 2 | 741 | 29.2 | 1011 | 39.8 | 891 | 1,964 | | |
| 578-2504 | ②B | | | 2 | 926 | 36.5 | 1011 | 39.8 | 903 | 1,990 | | | |
| 578-2505 | ②B | | | 2 | 1086 | 42.8 | 1011 | 39.8 | 913 | 2,013 | | | |
| 578-2506 | ②C | | | 4 | 1206 | 47.5 | 1011 | 39.8 | 957 | 2,110 | | | |
| 578-2558 | ②C | | | 4 | 1332 | 52.4 | 1011 | 39.8 | 965 | 2,128 | | | |

Tooth Configurations

Standard Configuration



Configured to straddle the boom when retracted

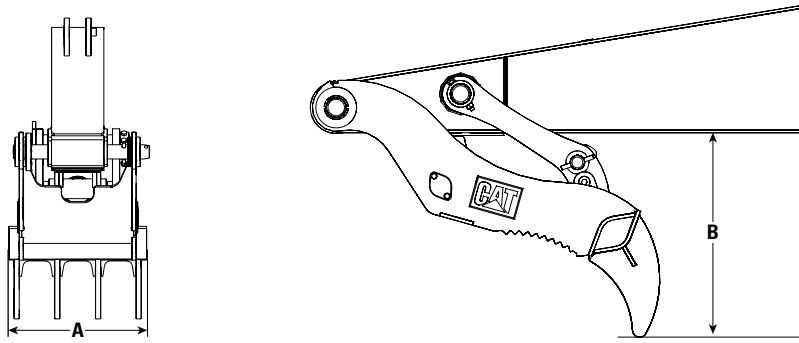


*Distance from stick when stored.

(continued on next page)

Thumbs Technical Specifications

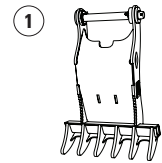
Pro Series Thumbs Specifications (continued)



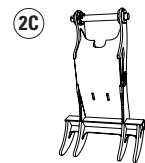
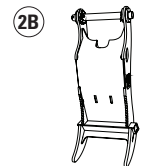
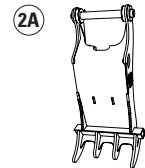
| Machine | Thumb Style | Interface | Part No. | Tooth Configuration | Teeth Qty. | (A) Overall Width | | (B) Stored Height* | | Weight | |
|---------------------------------------------------------------------|-------------|-------------|----------|---------------------|------------|-------------------|------|--------------------|-------|--------|-------|
| | | | | | | mm | in | mm | in | kg | lb |
| 324D 324E 326F 326 | Pro | Pin-on | 578-2511 | ① | 4 | 775 | 30.5 | 895 | 35.2 | 666 | 1,469 |
| | | | 578-2512 | ① | 4 | 775 | 30.5 | 895 | 35.2 | 675 | 1,488 |
| | | | 578-2513 | ① | 5 | 926 | 36.5 | 895 | 35.2 | 697 | 1,536 |
| | | | 578-2514 | ① | 6 | 1086 | 42.8 | 895 | 35.2 | 719 | 1,584 |
| | | | 418-0412 | ① | 3 | 775 | 30.5 | 895 | 35.2 | 656 | 1,446 |
| | | | 418-0414 | ① | 4 | 926 | 36.5 | 895 | 35.2 | 679 | 1,497 |
| | | | 418-0416 | ① | 5 | 1086 | 42.8 | 895 | 35.2 | 701 | 1,545 |
| | | | 418-0418 | ① | 6 | 1206 | 47.5 | 895 | 35.2 | 721 | 1,590 |
| | | 418-0420 | ① | 6 | 1332 | 52.4 | 895 | 35.2 | 728 | 1,605 | |
| | | Pin Grabber | 584-5098 | ②B | 2 | 741 | 29.2 | 1011 | 39.8 | 516 | 1,138 |
| | | | 418-0424 | ②B | 2 | 741 | 29.2 | 1011 | 39.8 | 687 | 1,515 |
| | | | 418-0426 | ②B | 2 | 926 | 36.5 | 1011 | 39.8 | 699 | 1,541 |
| | | | 418-0428 | ②C | 4 | 1086 | 42.8 | 1011 | 39.8 | 745 | 1,642 |
| | | | 418-0430 | ②B | 2 | 741 | 29.2 | 1011 | 39.8 | 686 | 1,512 |
| 418-0432 | ②B | | 2 | 926 | 36.5 | 1011 | 39.8 | 699 | 1,541 | | |
| 418-0434 | ②B | | 2 | 1086 | 42.8 | 1011 | 39.8 | 709 | 1,563 | | |
| 418-0436 | ②C | | 4 | 1206 | 47.5 | 1011 | 39.8 | 753 | 1,660 | | |
| 418-0438 | ②C | 4 | 1332 | 52.4 | 1011 | 39.8 | 761 | 1,678 | | | |
| 328D CR 329D 329E 329F 330 330 GC 330F 335F CR | Pro Plus | Pin-on | 578-2515 | ① | 4 | 775 | 30.5 | 832 | 32.8 | 881 | 1,943 |
| | | | 578-2516 | ① | 4 | 775 | 30.5 | 832 | 32.8 | 900 | 1,985 |
| | | | 578-2517 | ① | 5 | 926 | 36.5 | 832 | 32.8 | 922 | 2,033 |
| | | | 578-2518 | ① | 6 | 1086 | 42.8 | 832 | 32.8 | 944 | 2,081 |
| | | | 559-5505 | ① | 3 | 775 | 30.5 | 832 | 32.8 | 882 | 1,943 |
| | | | 559-5506 | ① | 4 | 926 | 36.5 | 832 | 32.8 | 904 | 1,993 |
| | | | 559-5507 | ① | 5 | 1086 | 42.8 | 832 | 32.8 | 926 | 2,042 |
| | | | 559-5508 | ① | 6 | 1206 | 47.5 | 832 | 32.8 | 946 | 2,085 |
| | | | 559-5509 | ① | 6 | 1332 | 52.4 | 832 | 32.8 | 954 | 2,103 |
| | | | 559-5510 | ① | 4 | 926 | 36.5 | 843 | 33.2 | 906 | 1,998 |
| | | | 559-5511 | ① | 5 | 1086 | 42.8 | 843 | 33.2 | 929 | 2,048 |

Tooth Configurations

Standard Configuration



Configured to straddle the boom when retracted

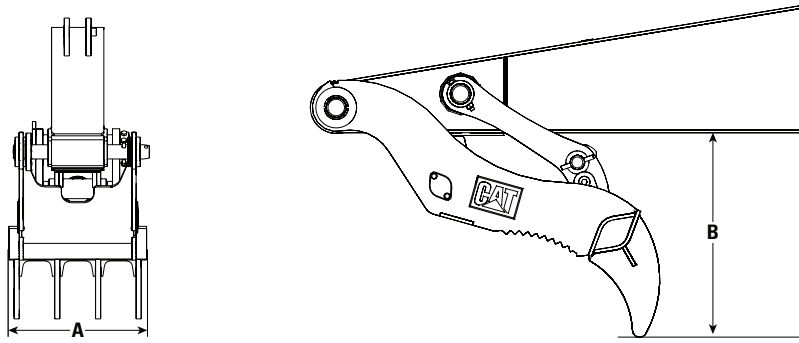


*Distance from stick when stored.

(continued on next page)

Thumbs Technical Specifications

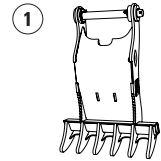
Pro Series Thumbs Specifications (continued)



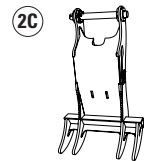
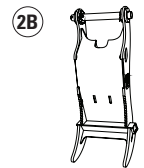
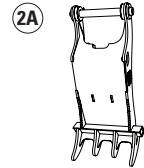
| Machine | Thumb Style | Interface | Part No. | Tooth Configuration | Teeth Qty. | (A) Overall Width | | (B) Stored Height* | | Weight | | | | |
|---------------------------------------------------------------------|-------------|-------------|----------|---------------------|-------------|-------------------|------|--------------------|------|--------|-------|-------|-----|-------|
| | | | | | | mm | in | mm | in | kg | lb | | | |
| 328D CR 329D 329E 329F 330 330 GC 330F 335F CR | Pro Plus | Pin Grabber | 584-5109 | ②A | 4 | 741 | 29.2 | 928 | 36.5 | 934 | 2,060 | | | |
| | | | 559-5514 | ②A | 4 | 741 | 29.2 | 928 | 36.5 | 946 | 2,085 | | | |
| | | | 559-5515 | ②A | 5 | 926 | 36.5 | 928 | 36.5 | 973 | 2,145 | | | |
| | | | 559-5516 | ②A | 6 | 1086 | 42.8 | 928 | 36.5 | 1003 | 2,211 | | | |
| | | | 559-5517 | ②A | 3 | 741 | 29.2 | 928 | 36.5 | 930 | 2,049 | | | |
| | | | 559-5518 | ②A | 4 | 926 | 36.5 | 928 | 36.5 | 957 | 2,110 | | | |
| | | | 559-5519 | ②A | 5 | 1086 | 42.8 | 928 | 36.5 | 982 | 2,165 | | | |
| | | | 559-5520 | ②A | 6 | 1206 | 47.5 | 928 | 36.5 | 1011 | 2,229 | | | |
| | | | 559-5521 | ②A | 6 | 1332 | 52.4 | 928 | 36.5 | 1019 | 2,247 | | | |
| | | | 559-5522 | ① | 4 | 741 | 29.2 | 898 | 35.4 | 933 | 2,056 | | | |
| | | | 559-5523 | ① | 4 | 926 | 36.5 | 898 | 35.4 | 944 | 2,080 | | | |
| | | | 559-5524 | ① | 5 | 1086 | 42.8 | 898 | 35.4 | 972 | 2,142 | | | |
| | | | Pro | Pin-on | Pin Grabber | 578-2519 | ① | 4 | 775 | 30.5 | 832 | 32.8 | 670 | 1,477 |
| | | | | | | 578-2526 | ① | 4 | 775 | 30.5 | 832 | 32.8 | 678 | 1,496 |
| 578-2527 | ① | 5 | | | | 926 | 36.5 | 832 | 32.8 | 700 | 1,544 | | | |
| 578-2528 | ① | 6 | | | | 1086 | 42.8 | 832 | 32.8 | 722 | 1,592 | | | |
| 418-0484 | ① | 3 | | | | 775 | 30.5 | 832 | 32.8 | 660 | 1,455 | | | |
| 418-0486 | ① | 4 | | | | 926 | 36.5 | 832 | 32.8 | 679 | 1,497 | | | |
| 418-0488 | ① | 5 | | | | 1086 | 42.8 | 832 | 32.8 | 704 | 1,552 | | | |
| 418-0490 | ① | 6 | | | | 1206 | 47.5 | 832 | 32.8 | 724 | 1,596 | | | |
| 418-0492 | ① | 6 | | | | 1332 | 52.4 | 832 | 32.8 | 732 | 1,614 | | | |
| 421-7324 | ① | 4 | | | | 926 | 36.5 | 843 | 33.2 | 684 | 1,509 | | | |
| Pin Grabber | 584-5681 | ②A | | | | 4 | 741 | 29.2 | 928 | 36.5 | 712 | 1,571 | | |
| | 418-0496 | ②A | | | | 4 | 741 | 29.2 | 928 | 36.5 | 724 | 1,596 | | |
| | 418-0498 | ②A | | | | 5 | 926 | 36.5 | 928 | 36.5 | 751 | 1,656 | | |
| | 418-0500 | ②A | | | | 6 | 1086 | 42.8 | 928 | 36.5 | 781 | 1,722 | | |
| Pin Grabber | 418-0502 | ②A | | 3 | 741 | 29.2 | 928 | 36.5 | 707 | 1,559 | | | | |
| | 418-0504 | ②A | | 4 | 926 | 36.5 | 928 | 36.5 | 732 | 1,614 | | | | |
| | 418-0506 | ②A | | 5 | 1086 | 42.8 | 928 | 36.5 | 760 | 1,676 | | | | |
| | 418-0508 | ②A | | 6 | 1206 | 47.5 | 928 | 36.5 | 789 | 1,740 | | | | |
| 418-0510 | ②A | 6 | 1332 | 52.4 | 928 | 36.5 | 797 | 1,757 | | | | | | |
| 421-7326 | ① | 4 | 926 | 36.5 | 898 | 35.4 | 722 | 1,591 | | | | | | |
| 577-8780 | ① | 5 | 1086 | 42.8 | 898 | 35.4 | 750 | 1,653 | | | | | | |

Tooth Configurations

Standard Configuration



Configured to straddle the boom when retracted

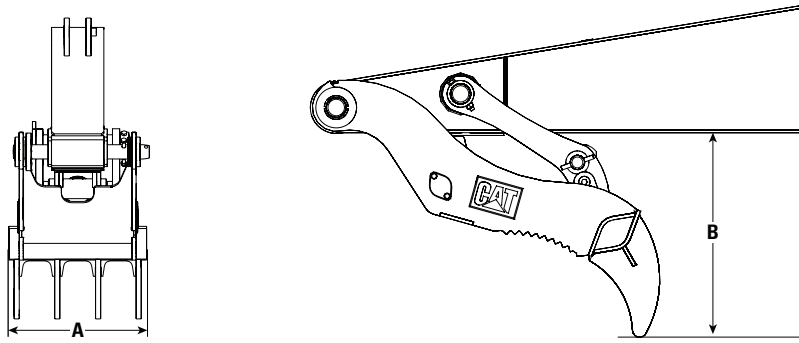


*Distance from stick when stored.

(continued on next page)

Thumbs Technical Specifications

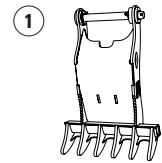
Pro Series Thumbs Specifications (continued)



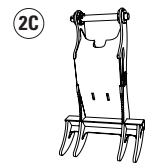
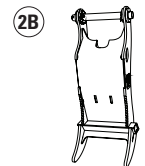
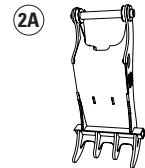
| Machine | Thumb Style | Interface | Part No. | Tooth Configuration | Teeth Qty. | (A) Overall Width | | (B) Stored Height* | | Weight | | | |
|---------------------------------------------------------------------------|-------------|-------------|----------|---------------------|------------|-------------------|------|--------------------|-------|--------|-------|-----|-------|
| | | | | | | mm | in | mm | in | kg | lb | | |
| 330D 336D 336 336 GC 336E 336F 336E H 336F XE 340 | Pro Plus | Pin-on | 532-8815 | ① | 4 | 882 | 34.7 | 855 | 33.7 | 1189 | 2,621 | | |
| | | | 533-0886 | ① | 5 | 1043 | 41.1 | 855 | 33.7 | 1219 | 2,687 | | |
| | | | 533-0887 | ① | 6 | 1207 | 47.5 | 855 | 33.7 | 1247 | 2,749 | | |
| | | | 533-0888 | ① | 3 | 882 | 34.7 | 855 | 33.7 | 1169 | 2,577 | | |
| | | | 533-0889 | ① | 4 | 957 | 37.7 | 855 | 33.7 | 1195 | 2,635 | | |
| | | | 533-0885 | ① | 5 | 1138 | 44.8 | 855 | 33.7 | 1226 | 2,703 | | |
| | | Pin Grabber | 533-0898 | ① | 4 | 843 | 33.2 | 1050 | 41.3 | 1237 | 2,727 | | |
| | | | 533-0899 | ① | 5 | 1043 | 41.1 | 1050 | 41.3 | 1279 | 2,819 | | |
| | | | 533-0900 | ① | 6 | 1207 | 47.5 | 1050 | 41.3 | 1318 | 2,906 | | |
| | | | 533-0901 | ① | 3 | 793 | 31.2 | 1050 | 41.3 | 1204 | 2,654 | | |
| | | | 533-0902 | ① | 4 | 957 | 37.7 | 1050 | 41.3 | 1246 | 2,747 | | |
| | | | 533-0903 | ① | 5 | 1138 | 44.8 | 1050 | 41.3 | 1287 | 2,837 | | |
| | | | 533-0891 | ②B | 2 | 843 | 33.2 | 1050 | 41.3 | 1181 | 2,604 | | |
| | | | 533-0892 | ②B | 2 | 1043 | 41.1 | 1050 | 41.3 | 1194 | 2,632 | | |
| | | | 533-0893 | ②C | 4 | 1207 | 47.5 | 1050 | 41.3 | 1263 | 2,784 | | |
| | | | 533-0894 | ②B | 2 | 793 | 31.2 | 1050 | 41.3 | 1175 | 2,590 | | |
| | | | 533-0895 | ②B | 2 | 957 | 37.7 | 1050 | 41.3 | 1189 | 2,621 | | |
| | | | 533-0896 | ②B | 2 | 1138 | 44.8 | 1050 | 41.3 | 1203 | 2,652 | | |
| | | | Pro | Pin-on | 443-0122 | ① | 4 | 882 | 34.7 | 855 | 33.7 | 933 | 2,058 |
| | | | | | 443-0124 | ① | 5 | 1043 | 41.1 | 855 | 33.7 | 963 | 2,123 |
| 443-0126 | ① | 6 | | | 1207 | 47.5 | 855 | 33.7 | 992 | 2,187 | | | |
| 443-0128 | ① | 3 | | | 882 | 34.7 | 855 | 33.7 | 914 | 2,015 | | | |
| 443-0130 | ① | 4 | | | 957 | 37.7 | 855 | 33.7 | 940 | 2,072 | | | |
| 443-0132 | ① | 5 | | | 1138 | 44.8 | 855 | 33.7 | 972 | 2,143 | | | |
| Pin Grabber | 443-0134 | ②B | | | 2 | 843 | 33.2 | 1050 | 41.3 | 901 | 1,986 | | |
| | 443-0136 | ②B | | | 2 | 1043 | 41.1 | 1050 | 41.3 | 916 | 2,019 | | |
| | 443-0138 | ②C | | | 4 | 1207 | 47.5 | 1050 | 41.3 | 983 | 2,167 | | |
| | 443-0140 | ②B | | | 2 | 793 | 31.2 | 1050 | 41.3 | 896 | 1,975 | | |
| | 443-0142 | ②B | | 2 | 957 | 37.7 | 1050 | 41.3 | 910 | 2,006 | | | |
| | 443-0144 | ②B | | 2 | 1138 | 44.8 | 1050 | 41.3 | 923 | 2,035 | | | |
| | 443-0146 | ① | | 4 | 843 | 33.2 | 1050 | 41.3 | 957 | 2,110 | | | |
| | 443-0148 | ① | | 5 | 1043 | 41.1 | 1050 | 41.3 | 999 | 2,203 | | | |
| 443-0150 | ① | 6 | | 1207 | 47.5 | 1050 | 41.3 | 1038 | 2,288 | | | | |
| 443-0152 | ① | 3 | | 793 | 31.2 | 1050 | 41.3 | 924 | 2,037 | | | | |
| 443-0154 | ① | 4 | | 957 | 37.7 | 1050 | 41.3 | 966 | 2,129 | | | | |
| 443-0156 | ① | 5 | | 1138 | 44.8 | 1050 | 41.3 | 1007 | 2,220 | | | | |

Tooth Configurations

Standard Configuration



Configured to straddle the boom when retracted

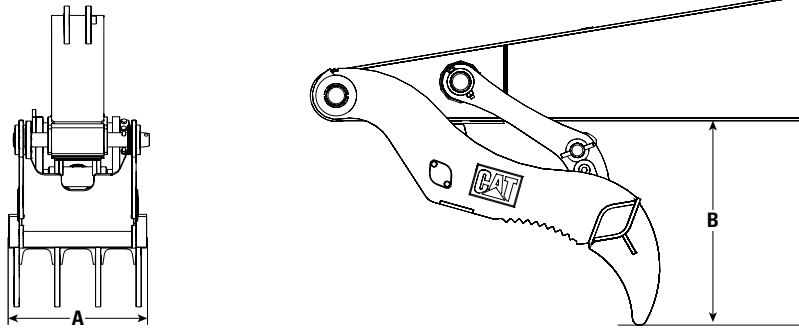


*Distance from stick when stored.

(continued on next page)

Thumbs Technical Specifications

Pro Series Thumbs Specifications (continued)

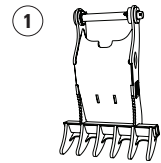


| Machine | Thumb Style | Interface | Part No. | Tooth Configuration | Teeth Qty. | (A) Overall Width | | (B) Stored Height* | | Weight | |
|--------------------------------------------|-------------|-------------|----------|---------------------|------------|-------------------|------|--------------------|------|--------|-------|
| | | | | | | mm | in | mm | in | kg | lb |
| 345D 349E 349F 349 352F 352 | Pro Plus | Pin-on | 533-0162 | ① | 4 | 985 | 38.8 | 857 | 33.8 | 1277 | 2,815 |
| | | | 533-0907 | ① | 5 | 1139 | 44.8 | 857 | 33.8 | 1307 | 2,881 |
| | | | 533-0908 | ① | 3 | 985 | 38.8 | 857 | 33.8 | 1256 | 2,769 |
| | | | 533-0909 | ① | 4 | 1095 | 43.1 | 857 | 33.8 | 1285 | 2,833 |
| | | Pin Grabber | 533-0911 | ① | 4 | 885 | 34.8 | 1001 | 39.4 | 1384 | 3,051 |
| | | | 533-0912 | ① | 4 | 955 | 37.6 | 1001 | 39.4 | 1391 | 3,067 |
| | | | 533-0913 | ① | 5 | 1139 | 44.8 | 1001 | 39.4 | 1432 | 3,157 |
| | | | 533-0914 | ① | 3 | 885 | 34.8 | 1001 | 39.4 | 1358 | 2,994 |
| | | | 533-0915 | ① | 4 | 1095 | 43.1 | 1001 | 39.4 | 1403 | 3,093 |
| | | | Pro | Pin-on | 443-0216 | ① | 4 | 985 | 34.7 | 857 | 33.8 |
| | 443-0218 | ① | | | 5 | 1139 | 44.8 | 857 | 33.8 | 1056 | 2,328 |
| | 443-0220 | ① | | | 3 | 985 | 34.7 | 857 | 33.8 | 1005 | 2,216 |
| | 443-0222 | ① | | | 4 | 1095 | 43.1 | 857 | 33.8 | 1034 | 2,280 |
| | Pin Grabber | 443-0224 | | ②B | 2 | 955 | 37.6 | 985 | 38.8 | 1033 | 2,277 |
| | | 443-0226 | | ②C | 4 | 1139 | 44.8 | 985 | 38.8 | 1101 | 2,427 |
| 443-0228 | | ②B | | 2 | 885 | 34.8 | 985 | 38.8 | 1027 | 2,264 | |
| 443-0230 | | ②B | | 2 | 1095 | 43.1 | 985 | 38.8 | 1043 | 2,299 | |
| 443-0232 | | ① | | 4 | 955 | 37.6 | 994 | 39.1 | 1089 | 2,401 | |
| 443-0234 | | ① | | 5 | 1139 | 44.8 | 994 | 39.1 | 1130 | 2,419 | |
| 443-0236 | ① | 3 | 885 | 34.8 | 994 | 39.1 | 1055 | 2,326 | | | |
| 443-0238 | ① | 4 | 1095 | 43.1 | 994 | 39.1 | 1101 | 2,427 | | | |

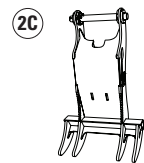
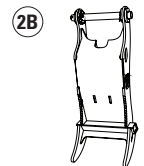
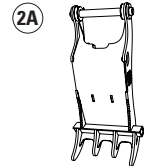
*Distance from stick when stored.

Tooth Configurations

Standard Configuration



Configured to straddle the boom when retracted



Stiff Link Thumb Compatibility with Cat Machines

Stiff Link Thumbs

Quick Couplers

| | |
|-----------------|---|
| Cat Pin Grabber | ✓ |
| Dedicated | ✓ |

Cat Excavators

| | |
|------------------------------|---|
| B, C, D, E, F Series and NGH | ✓ |
| Thumb-ready Stick Machines | |

Cat Buckets

| | |
|-----------------|---|
| C and D Series | ✓ |
| Next Generation | ✓ |

Not compatible

Stiff Link Matching Guide

| Machine | Linkage | Minimum Stick Length | | Bucket | | | | | Thumb | | | |
|---------|---------|----------------------|-------|-----------------------------|----------|------------|-------|----|-----------------------|------------|-----------------------|------------|
| | | | | Type | Part No. | Tooth Qty. | Width | | Pin-on | | Pin Grabber | |
| | | mm | ft/in | | | | mm | in | Part No. | Tooth Qty. | Part No. | Tooth Qty. |
| 311D RR | | 2.5 | 8'2" | General Duty | 571-2851 | 3 | 450 | 18 | 589-8364 [^] | 3 | 589-8366 [^] | 3 |
| 311F RR | | | | | 571-2852 | 4 | 600 | 24 | 589-8364 | 3 | 589-8366 | 3 |
| 312D | | | | | 571-2853 | 5 | 750 | 30 | 589-8368 | 4 | 589-8370 | 4 |
| 312E | | | | | 571-2943 | 6 | 900 | 36 | 589-8364 | 3 | 589-8366 | 3 |
| 313F | | | | | 571-2855 | 7 | 1050 | 42 | 589-8368 | 4 | 589-8370 | 4 |
| 313F GC | | | | | 571-2856 | 7 | 1200 | 48 | 378-2321 | 4 | 378-2324 | 4 |
| 313 | | | | General Duty with Wide Tips | 396-4830 | 4 | 450 | 18 | 589-8366 [^] | 3 | 378-2326 [^] | 3 |
| 313 GC | | | | | 396-4831 | 5 | 600 | 24 | 589-8381 [^] | 4 | 589-8383 [^] | 4 |
| 314D | | | | | 396-4832 | 7 | 900 | 36 | 589-8381 [^] | 4 | 589-8383 [^] | 4 |
| 314E | | | | | 396-4833 | 8 | 1074 | 42 | 589-8381 [^] | 4 | 589-8383 [^] | 4 |
| 315F | | | | | 396-4834 | 9 | 1226 | 48 | 437-2774 [^] | 5 | 589-8389 [^] | 5 |
| 315 | | | | Severe Duty | 552-8140 | 3 | 600 | 24 | 589-8372 [^] | 3 | 589-8374 [^] | 3 |
| 315 GC | | | | | 552-8141 | 4 | 750 | 30 | 589-8372 | 3 | 589-8374 | 3 |
| M314* | | | | | 552-8142 | 5 | 900 | 36 | 589-8376 | 4 | 589-8379 | 4 |
| | | | | | 552-8143 | 5 | 1050 | 42 | 589-8376 | 4 | 589-8379 | 4 |

[^]Tooth to tooth contact, teeth do not mesh with bucket teeth.

*When using buckets and thumbs on wheeled excavators, machine stability is improved when the outriggers and blades are down and in contact with the ground.

(continued on next page)

Thumbs Technical Specifications

Stiff Link Matching Guide (continued)

| Machine | Linkage | Minimum Stick Length | | Bucket | | | | | Thumb | | | | |
|------------------------------------------------------------------------------------------------------------------------------|---------|----------------------|-------|-----------------------------|-----------------------------|------------|-------|-----|-----------------------|-----------------------|-----------------------|-----------------------|---|
| | | | | Type | Part No. | Tooth Qty. | Width | | Pin-on | | Pin Grabber | | |
| | | mm | ft/in | | | | mm | in | Part No. | Tooth Qty. | Part No. | Tooth Qty. | |
| 315D 316E 316F 317 317 GC M313D* M314F* M315D* M316D* M316F* M318F* M318* | | 2.9 | 9'6" | General Duty | 552-8148 | 3 | 617 | 24 | 378-2324 [^] | 4 | 378-2327 [^] | 4 | |
| | | | | | 552-8149 | 4 | 770 | 30 | 589-8381 [^] | 4 | 589-8383 [^] | 4 | |
| | | | | | 552-8150 | 5 | 922 | 36 | 589-8381 | 4 | 589-8383 | 4 | |
| | | | | | 552-8151 | 5 | 1074 | 42 | 589-8385 | 4 | 589-8387 | 4 | |
| | | | | | 552-8152 | 6 | 1226 | 48 | 437-2774 | 5 | 589-8389 | 5 | |
| | | | | | 552-8158 | 3 | 610 | 24 | 378-2324 [^] | 4 | 378-2327 [^] | 4 | |
| | | | | General Duty with Wide Tips | 552-8159 | 4 | 762 | 30 | 589-8381 [^] | 4 | 589-8383 [^] | 4 | |
| | | | | | 552-8160 | 6 | 1067 | 42 | 589-8381 [^] | 4 | 589-8383 [^] | 4 | |
| | | | | | 552-8161 | 7 | 1220 | 48 | 437-2774 [^] | 5 | 589-8389 [^] | 5 | |
| | | | | | 552-8170 | 3 | 619 | 24 | 378-2324 [^] | 4 | 378-2327 [^] | 4 | |
| | | | | Severe Duty | 552-8171 | 4 | 770 | 30 | 589-8381 [^] | 4 | 589-8383 [^] | 4 | |
| | | | | | 552-8172 | 5 | 924 | 36 | 589-8381 | 4 | 589-8383 | 4 | |
| | | | | | 552-8173 | 5 | 1076 | 42 | 589-8385 | 4 | 589-8387 | 4 | |
| | | | | | 552-8174 | 6 | 1228 | 48 | 437-2774 | 5 | 589-8389 | 5 | |
| 318E 318F | | 2.6 | 8'6" | General Duty | 552-8180 | 6 | 1220 | 48 | 437-2774 | 5 | 589-8389 | 5 | |
| | | | | | Heavy Duty | 552-8182 | 3 | 619 | 24 | 378-2324 [^] | 4 | 378-2327 [^] | 4 |
| | | | | 552-8183 | | 4 | 770 | 30 | 378-2323 | 3 | 378-2326 | 3 | |
| | | | | 552-8184 | | 5 | 924 | 36 | 378-2323 [^] | 3 | 378-2326 [^] | 3 | |
| | | | | 552-8185 | | 5 | 1076 | 42 | 589-8385 | 4 | 589-8387 | 4 | |
| | | | | 552-8186 | | 6 | 1220 | 48 | 437-2774 | 5 | 589-8389 | 5 | |
| | | | | Severe Duty | 552-8192 | 5 | 924 | 36 | 378-2323 [^] | 3 | 378-2326 [^] | 3 | |
| | | | | | 552-8193 | 5 | 1076 | 42 | 437-2774 [^] | 5 | 378-2327 [^] | 4 | |
| 319D M318D* M320F* | | 2.7 | 8'10" | General Duty | 552-8196 | 3 | 600 | 24 | 378-2324 [^] | 4 | 378-2327 [^] | 4 | |
| | | | | | Heavy Duty | 577-0331 | 4 | 900 | 36 | 589-8374 | 3 | 589-8387 [^] | 4 |
| | | | | 577-0332 | | 4 | 1050 | 42 | | | | | |
| | | | | 577-0333 | | 5 | 1200 | 48 | 378-2324 [^] | 4 | 378-2327 [^] | 4 | |
| 320 320 GC 320D 320E 320F 320D RR 320E RR 321D LCR 323 323F 325F CR 325 M322D* M322F* | B | 2.9 | 9'6" | General Duty | 552-8206 | 3 | 600 | 24 | 584-7229 [^] | 3 | 552-3263 [^] | 3 | |
| | | | | | 552-8207 | 4 | 750 | 30 | 584-7229 | 3 | 584-7235 [^] | 4 | |
| | | | | | 552-8208 | 5 | 900 | 36 | 584-7230 | 4 | 584-7235 | 4 | |
| | | | | | 552-8209 | 5 | 1050 | 42 | 584-7232 | 4 | 378-2290 | 4 | |
| | | | | | 552-8210 | 6 | 1200 | 48 | 584-7229 | 3 | 552-3263 | 3 | |
| | | | | | 552-8211 | 7 | 1350 | 54 | 435-8616 [^] | 5 | 552-3263 | 3 | |
| | | | | | General Duty with Wide Tips | 552-8218 | 3 | 600 | 24 | 584-7229 [^] | 3 | 552-3263 [^] | 3 |
| | | | | | | 552-8219 | 4 | 750 | 30 | 584-7230 [^] | 4 | 378-2290 [^] | 4 |
| | | | | 552-8220 | | 5 | 900 | 36 | 584-7232 [^] | 4 | 378-2290 [^] | 4 | |
| | | | | 552-8221 | | 6 | 1050 | 42 | 584-7230 [^] | 4 | 584-7235 [^] | 4 | |
| | | | | 552-8222 | | 7 | 1200 | 48 | 584-7232 [^] | 4 | 378-2290 [^] | 4 | |
| | | | | 552-8223 | | 8 | 1350 | 54 | 584-7230 [^] | 4 | 584-7235 [^] | 4 | |

[^]Tooth to tooth contact, teeth do not mesh with bucket teeth.

*When using buckets and thumbs on wheeled excavators, machine stability is improved when the outriggers and blades are down and in contact with the ground.

Not available

(continued on next page)

Stiff Link Matching Guide (continued)

| Machine | Linkage | Minimum Stick Length | | Bucket | | | | | Thumb | | | |
|------------------------------------------------------------------------------------------------------------------------------|----------|----------------------|-------|-----------------------------|-----------------------|------------|-----------------------|--------------|-----------------------|------------|-----------------------|------------|
| | | | | Type | Part No. | Tooth Qty. | Width | | Pin-on | | Pin Grabber | |
| | | mm | ft/in | | | | mm | in | Part No. | Tooth Qty. | Part No. | Tooth Qty. |
| 320 320 GC 320D 320E 320F 320D RR 320E RR 321D LCR 323 323F 325F CR 325 M322D* M322F* | B | 2.9 | 9'6" | Heavy Duty | 552-8236 | 3 | 600 | 24 | 584-7229 [^] | 3 | 552-3263 [^] | 3 |
| | | | | | 552-8237 | 4 | 750 | 30 | 584-7229 | 3 | 584-7235 [^] | 4 |
| | | | | | 552-8238 | 5 | 900 | 36 | 584-7230 | 4 | 584-7235 | 4 |
| | | | | | 552-8239 | 5 | 1050 | 42 | 584-7232 | 4 | 378-2290 | 4 |
| | | | | | 552-8240 | 6 | 1200 | 48 | 584-7229 | 3 | 603-2227 | 5 |
| | | | | | 552-8241 | 7 | 1350 | 54 | 435-8616 [^] | 5 | 552-3263 | 3 |
| | | | | | 552-8259 | 5 | 1050 | 42 | 584-7232 | 4 | 378-2290 | 4 |
| | | | | Heavy Duty Power | 552-8260 | 6 | 1200 | 48 | 584-7229 | 3 | 552-3263 | 3 |
| | | | | | 552-8248 | 3 | 600 | 24 | 584-7229 [^] | 3 | 552-3263 [^] | 3 |
| | | | | Severe Duty | 552-8249 | 4 | 750 | 30 | 584-7229 | 3 | 584-7235 [^] | 4 |
| | | | | | 552-8250 | 5 | 900 | 36 | 584-7230 | 4 | 584-7235 | 4 |
| | | | | | 552-8251 | 5 | 1050 | 42 | 584-7232 | 4 | 378-2290 | 4 |
| | | | | | 552-8252 | 6 | 1200 | 48 | 584-7229 | 3 | 552-3263 | 3 |
| | | | | | 552-8266 | 3 | 600 | 24 | 584-7229 [^] | 3 | | |
| | | | | 324D 324E 326F 326 | CB | 2.95 | 9'8" | General Duty | 552-8267 | 4 | 750 | 30 |
| 552-8268 | 5 | 900 | 36 | | | | | | 584-7230 | 4 | 584-7237 | 4 |
| 552-8269 | 5 | 1050 | 42 | | | | | | 584-7232 | 4 | 378-2315 | 4 |
| 552-8270 | 6 | 1200 | 48 | | | | | | 584-7229 | 3 | 584-7237 [^] | 4 |
| 552-8271 | 7 | 1350 | 54 | | | | | | 584-7229 [^] | 3 | | |
| 552-8278 | 3 | 600 | 24 | | | | | | 584-7229 [^] | 3 | 584-7237 [^] | 4 |
| General Duty with Wide Tips | 552-8279 | 4 | 750 | | | | | 30 | 584-7230 [^] | 4 | 378-2315 [^] | 4 |
| | 552-8280 | 5 | 900 | | | | | 36 | 584-7229 [^] | 3 | 378-2315 [^] | 4 |
| | 552-8281 | 5 | 1050 | | | | | 42 | 584-7229 [^] | 3 | 584-7237 [^] | 4 |
| | 552-8282 | 6 | 1200 | | | | | 48 | 584-7230 [^] | 4 | 378-2315 [^] | 4 |
| | 552-8283 | 7 | 1350 | | | | | 54 | 584-7229 [^] | 3 | 378-2315 [^] | 4 |
| Heavy Duty | 541-1744 | 3 | 600 | | | | | 24 | 584-7229 [^] | 3 | | |
| | 541-1745 | 3 | 750 | | | | | 30 | 584-7230 [^] | 4 | 378-2315 [^] | 4 |
| | 541-1746 | 4 | 900 | | | | | 36 | 584-7232 [^] | 4 | 378-2315 [^] | 4 |
| | 541-1747 | 5 | 1050 | | | | | 42 | 584-7232 | 4 | 378-2315 | 4 |
| | 541-1748 | 5 | 1200 | 48 | 451-8568 [^] | 5 | 584-7237 [^] | 4 | | | | |
| | 541-1750 | 6 | 1350 | 54 | 451-8568 | 5 | 378-2315 [^] | 4 | | | | |
| | 541-1752 | 7 | 1500 | 60 | 584-7232 | 4 | 378-2315 | 4 | | | | |
| | 550-2251 | 7 | 1650 | 66 | 584-7232 | 4 | 378-2315 | 4 | | | | |
| Heavy Duty Power | 541-1759 | 5 | 1050 | 42 | 584-7232 | 4 | 378-2315 | 4 | | | | |
| | 541-1760 | 5 | 1200 | 48 | 451-8568 [^] | 5 | 584-7237 [^] | 4 | | | | |
| | 541-1761 | 6 | 1350 | 54 | 451-8568 | 5 | 378-2315 [^] | 4 | | | | |
| Severe Duty | 541-1767 | 3 | 600 | 24 | 584-7229 [^] | 3 | | | | | | |
| | 541-1768 | 3 | 750 | 30 | 584-7230 [^] | 4 | 378-2315 [^] | 4 | | | | |
| | 541-1769 | 4 | 900 | 36 | 584-7232 [^] | 4 | 378-2315 [^] | 4 | | | | |
| | 541-1770 | 5 | 1050 | 42 | 584-7232 | 4 | 378-2315 | 4 | | | | |
| | 541-1771 | 5 | 1200 | 48 | 451-8568 [^] | 5 | 584-7237 [^] | 4 | | | | |

[^]Tooth to tooth contact, teeth do not mesh with bucket teeth.

*When using buckets and thumbs on wheeled excavators, machine stability is improved when the outriggers and blades are down and in contact with the ground.

Not available

(continued on next page)

Thumbs Technical Specifications

Stiff Link Matching Guide (continued)

| Machine | Linkage | Minimum Stick Length | | Bucket | | | | | Thumb | | | |
|---------------------------------------------------------------------|---------|----------------------|-------|-----------------------------|----------|------------|-------|----|-----------------------|------------|-----------------------|------------|
| | | | | Type | Part No. | Tooth Qty. | Width | | Pin-on | | Pin Grabber | |
| | | mm | ft/in | | | | mm | in | Part No. | Tooth Qty. | Part No. | Tooth Qty. |
| 328D CR 329D 329E 329F 330 330 GC 330F 335F CR | CB | 3.2 | 10'6" | General Duty | 552-8266 | 3 | 600 | 24 | 584-7229 [^] | 3 | 526-3076 | 2 |
| | | | | | 552-8267 | 4 | 750 | 30 | 584-7229 | 3 | 378-2292 | 3 |
| | | | | | 552-8268 | 5 | 900 | 36 | 584-7230 | 4 | 584-7237 | 4 |
| | | | | | 552-8269 | 5 | 1050 | 42 | 584-7232 | 4 | 378-2294 | 4 |
| | | | | | 552-8270 | 6 | 1200 | 48 | 584-7229 | 3 | 378-2292 | 3 |
| | | | | | 552-8271 | 7 | 1350 | 54 | 584-7229 [^] | 3 | 378-2292 [^] | 3 |
| | | | | | 552-8278 | 3 | 600 | 24 | 584-7229 [^] | 3 | 378-2292 [^] | 3 |
| | | | | General Duty with Wide Tips | 552-8279 | 4 | 750 | 30 | 584-7230 [^] | 4 | 378-2294 [^] | 4 |
| | | | | | 552-8280 | 5 | 900 | 36 | 584-7229 [^] | 3 | 378-2294 [^] | 4 |
| | | | | | 552-8281 | 5 | 1050 | 42 | 584-7229 [^] | 3 | 378-2293 [^] | 4 |
| | | | | | 552-8282 | 6 | 1200 | 48 | 584-7230 [^] | 4 | 378-2294 [^] | 4 |
| | | | | | 552-8283 | 7 | 1350 | 54 | 584-7229 [^] | 3 | 378-2294 [^] | 4 |
| | | | | Heavy Duty | 541-1744 | 3 | 600 | 24 | 584-7229 [^] | 3 | 526-3076 | 2 |
| | | | | | 541-1745 | 3 | 750 | 30 | 584-7230 [^] | 4 | 526-3076 | 2 |
| | | | | | 541-1746 | 4 | 900 | 36 | 584-7232 [^] | 4 | 378-2294 [^] | 4 |
| | | | | | 541-1747 | 5 | 1050 | 42 | 584-7232 | 4 | 378-2294 | 4 |
| | | | | | 541-1748 | 5 | 1200 | 48 | 451-8568 [^] | 5 | 378-2293 [^] | 4 |
| | | | | | 541-1750 | 6 | 1350 | 54 | 451-8568 | 5 | 378-2294 [^] | 4 |
| | | | | | 541-1752 | 7 | 1500 | 60 | 584-7232 | 4 | 378-2294 | 4 |
| | | | | | 550-2251 | 7 | 1650 | 66 | 584-7232 | 4 | 378-2294 | 4 |
| | | | | Heavy Duty Power | 541-1759 | 5 | 1050 | 42 | 584-7232 | 4 | 378-2294 | 4 |
| | | | | | 541-1760 | 5 | 1200 | 48 | 451-8568 [^] | 5 | 378-2293 [^] | 4 |
| | | | | | 541-1761 | 6 | 1350 | 54 | 451-8568 | 5 | 552-3263 | 3 |
| | | | | Severe Duty | 541-1767 | 3 | 600 | 24 | 584-7229 [^] | 3 | 526-3076 | 2 |
| | | | | | 541-1768 | 3 | 750 | 30 | 584-7230 [^] | 4 | 526-3076 | 2 |
| | | | | | 541-1769 | 4 | 900 | 36 | 584-7232 [^] | 4 | 378-2294 [^] | 4 |
| | | | | | 541-1770 | 5 | 1050 | 42 | 584-7232 | 4 | 378-2294 | 4 |
| | | | | | 541-1771 | 5 | 1200 | 48 | 451-8568 [^] | 5 | 378-2293 [^] | 4 |

[^]Tooth to tooth contact, teeth do not mesh with bucket teeth.

(continued on next page)

Stiff Link Matching Guide (continued)

| Machine | Linkage | Minimum Stick Length | | Bucket | | | | | Thumb | | | |
|---------------------------------------------------------------------------|---------|----------------------|-------|------------------|----------|------------|-------|-----------------------|-----------------------|-----------------------|-----------------------|------------|
| | | | | Type | Part No. | Tooth Qty. | Width | | Pin-on | | Pin Grabber | |
| | | mm | ft/in | | | | mm | in | Part No. | Tooth Qty. | Part No. | Tooth Qty. |
| 330D 336 336 GC 336D 336E 336F 336E H 336F XE 340 | DB | 3.2 | 10'6" | General Duty | 540-4113 | 3 | 750 | 30 | 378-2401 [^] | 4 | 378-2404 [^] | 4 |
| | | | | | 540-4114 | 4 | 900 | 36 | 378-2400 | 3 | 378-2404 [^] | 4 |
| | | | | | 540-4115 | 5 | 1050 | 42 | 378-2401 | 4 | 378-2404 | 4 |
| | | | | | 540-4116 | 5 | 1200 | 48 | 378-2402 | 4 | 378-2405 | 4 |
| | | | | | 540-4117 | 6 | 1350 | 54 | 378-2400 | 3 | 378-2404 [^] | 4 |
| | | | | | 538-9467 | 7 | 1500 | 60 | 378-2401 | 4 | 378-2404 | 4 |
| | | | | | 540-4120 | 7 | 1650 | 66 | 378-2402 | 4 | 378-2405 | 4 |
| | | | | | 540-4084 | 3 | 800 | 32 | 378-2404 [^] | 4 | | |
| | | | | 540-4085 | 4 | 950 | 38 | 378-2404 [^] | 4 | | | |
| | | | | 540-4086 | 5 | 1100 | 44 | 378-2400 [^] | 3 | 378-2405 [^] | 4 | |
| | | | | 540-4087 | 5 | 1250 | 50 | 378-2400 [^] | 3 | | | |
| | | | | 540-4088 | 6 | 1400 | 56 | 378-2401 [^] | 4 | 378-2404 [^] | 4 | |
| | | | | 540-4089 | 7 | 1550 | 62 | 378-2400 [^] | 3 | 378-2405 [^] | 4 | |
| | | | | Heavy Duty | 528-4599 | 3 | 750 | 30 | | | | |
| | | | | | 528-4600 | 4 | 900 | 36 | 378-2401 [^] | 4 | 378-2404 [^] | 4 |
| | | | | | 528-4601 | 4 | 1050 | 42 | 378-2402 [^] | 4 | 378-2405 [^] | 4 |
| | | | | | 528-4602 | 5 | 1200 | 48 | 378-2402 | 4 | 378-2405 | 4 |
| | | | | | 528-4604 | 5 | 1350 | 54 | 378-2401 [^] | 4 | 378-2404 [^] | 4 |
| | | | | | 528-4606 | 6 | 1500 | 60 | 378-2402 [^] | 3 | 378-2404 [^] | 4 |
| | | | | | 528-4608 | 7 | 1650 | 66 | 378-2400 [^] | 3 | | |
| | | | | | 528-4609 | 7 | 1800 | 72 | 378-2402 | 4 | 378-2405 | 4 |
| | | | | Heavy Duty Power | 528-4628 | 4 | 900 | 36 | 378-2401 [^] | 4 | 378-2404 [^] | 4 |
| | | | | | 528-4629 | 5 | 1200 | 48 | 378-2402 | 4 | 378-2405 | 4 |
| | | | | | 528-4630 | 5 | 1350 | 54 | 378-2401 [^] | 4 | 378-2404 [^] | 4 |
| | | | | | 528-4631 | 6 | 1500 | 60 | 378-2402 [^] | 4 | 378-2404 [^] | 4 |
| | | | | Severe Duty | 528-4639 | 3 | 750 | 30 | | | | |
| | | | | | 528-4640 | 4 | 900 | 36 | 378-2401 [^] | 4 | 378-2404 [^] | 4 |
| | | | | | 528-4641 | 4 | 1050 | 42 | 378-2402 [^] | 4 | 378-2405 [^] | 4 |
| | | | | | 528-4642 | 5 | 1200 | 48 | 378-2402 | 4 | 378-2405 | 4 |
| | | | | | 528-4643 | 5 | 1350 | 54 | 378-2401 [^] | 4 | 378-2404 [^] | 4 |

[^]Tooth to tooth contact, teeth do not mesh with bucket teeth.

 Not available

(continued on next page)

Thumbs Technical Specifications

Stiff Link Matching Guide (continued)

| Machine | Linkage | Minimum Stick Length | | Bucket | | | | | Thumb | | | |
|--------------------------------------------|---------|----------------------|-------|-----------------------------|-------------|------------|-------|-----|-----------------------|-----------------------|-----------------------|-----------------------|
| | | | | Type | Part No. | Tooth Qty. | Width | | Pin-on | | Pin Grabber | |
| | | mm | ft/in | | | | mm | in | Part No. | Tooth Qty. | Part No. | Tooth Qty. |
| 345D 349E 349F 349 352F 352 | TB | 3.35 | 11'0" | General Duty | 528-2158 | 3 | 750 | 30 | 378-2452 [^] | 3 | | |
| | | | | | 528-2159 | 4 | 900 | 36 | 443-4018 [^] | 4 | 378-2456 [^] | 4 |
| | | | | | 528-2160 | 4 | 1050 | 42 | 378-2452 | 3 | 378-2457 [^] | 4 |
| | | | | | 528-2161 | 5 | 1200 | 48 | 378-2452 [^] | 3 | 572-4271 | 4 |
| | | | | | 528-2162 | 5 | 1350 | 54 | 378-2452 [^] | 3 | 378-2457 | 4 |
| | | | | | 528-2163 | 6 | 1500 | 60 | 378-2452 | 3 | 378-2457 [^] | 4 |
| | | | | | 528-2164 | 7 | 1700 | 68 | 378-2452 [^] | 3 | 572-4271 | 4 |
| | | | | | 528-2165 | 7 | 1850 | 74 | 443-4018 | 4 | 378-2457 | 4 |
| | | | | General Duty with Wide Tips | 528-2198 | 4 | 900 | 36 | 443-4018 [^] | 4 | 378-2456 [^] | 4 |
| | | | | | 528-2199 | 6 | 1350 | 54 | 443-4018 [^] | 4 | 378-2456 [^] | 4 |
| | | | | | 528-2200 | 6 | 1500 | 60 | 443-4018 [^] | 4 | 378-2457 [^] | 4 |
| | | | | | 528-2201 | 7 | 1650 | 66 | 378-2452 [^] | 3 | 378-2457 [^] | 4 |
| | | | | | 528-2202 | 7 | 1800 | 72 | 378-2452 [^] | 3 | 572-4271 | 4 |
| | | | | | 528-2203 | 8 | 1950 | 78 | 443-4018 [^] | 4 | 378-2456 [^] | 4 |
| | | | | Heavy Duty | 528-2173 | 4 | 900 | 36 | 443-4018 [^] | 4 | 378-2456 [^] | 4 |
| | | | | | 528-2174 | 4 | 1050 | 42 | 378-2452 | 3 | 378-2457 [^] | 4 |
| | | | | | 528-2175 | 5 | 1200 | 48 | 378-2452 [^] | 3 | 572-4271 | 4 |
| | | | | | 528-2176 | 5 | 1350 | 54 | 378-2452 [^] | 3 | 378-2457 | 4 |
| | | | | | 528-2177 | 6 | 1500 | 60 | 378-2452 | 3 | 378-2457 [^] | 4 |
| | | | | | 528-4551 | 7 | 1650 | 66 | 378-2452 [^] | 3 | | |
| | | | | | 528-4552 | 7 | 1800 | 72 | 443-4018 | 4 | 378-2457 | 4 |
| | | | | | Severe Duty | 528-2190 | 3 | 750 | 30 | 378-2452 [^] | 3 | 378-2456 [^] |
| | | | | 528-2191 | | 4 | 900 | 36 | 443-4018 [^] | 4 | 378-2456 [^] | 4 |
| | | | | 528-2192 | | 4 | 1050 | 42 | 378-2452 | 3 | 378-2457 [^] | 4 |
| | | | | 528-2193 | | 5 | 1200 | 48 | 378-2452 [^] | 3 | 572-4271 | 4 |
| | | | | 518-9314 | | 4 | 1400 | 55 | 443-4018 [^] | 4 | 378-2457 [^] | 4 |
| | | | | 518-9315 | | 5 | 1550 | 61 | 435-8532 [^] | 3 | 378-2456 [^] | 4 |
| | | | | 518-9316 | | 5 | 1700 | 67 | 443-4018 [^] | 4 | 378-2456 [^] | 4 |
| | | | | 518-9317 | | 6 | 1850 | 74 | 435-8532 | 3 | 378-2457 [^] | 4 |
| | | | | Extreme Duty | 518-9318 | 4 | 1250 | 49 | 435-8532 | 3 | 378-2457 [^] | 4 |
| | | | | | 518-9319 | 4 | 1400 | 55 | 443-4018 [^] | 4 | 378-2457 [^] | 4 |

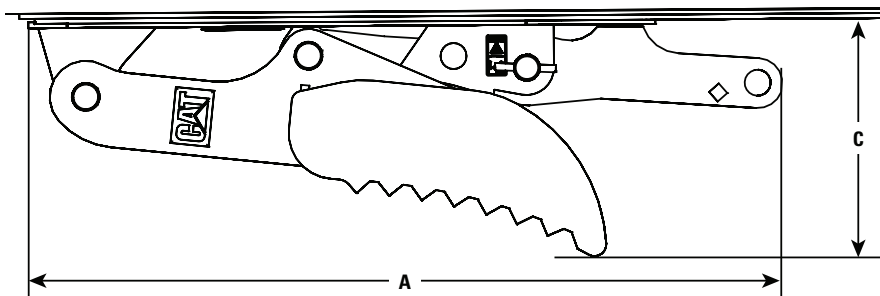
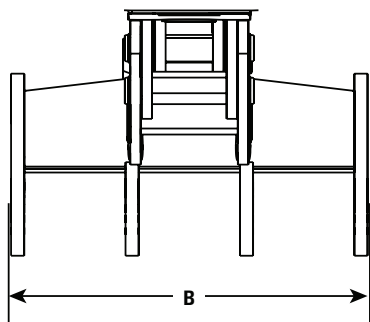
[^]Tooth to tooth contact, teeth do not mesh with bucket teeth.

** Contact your work tools sales rep to discuss quoting options.

Not available

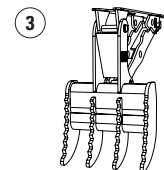
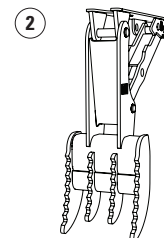
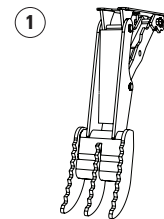
Thumbs Technical Specifications

Stiff Link Thumbs Specifications



| Machine | Linkage | Thumb Part No. | Tooth Configuration | Tooth Qty. | (A) Length | | (B) Width | | (C) Width | | Weight | |
|----------------------------------------------------------------------------------------------------------------------------------------------------------------------------|---------|----------------|---------------------|------------|------------|------|-----------|------|-----------|-------|--------|-------|
| | | | | | mm | in | mm | in | mm | in | kg | lb |
| 311D RR/F RR, 312D/E, 313F, 313F GC, 313, 313 GC, 314D/E, 315D/F, 315, 315 GC, 316E/F, 317, 317 GC, 318E/F, 319D, M313D, M314F, M314, M315D, M316D/F, M318D/F, M318, M320F | | 378-2321 | ③ | 4 | 1487 | 58.6 | 545 | 21.5 | 477 | 18.8 | 260 | 573 |
| | | 378-2324 | ③ | 4 | 1486 | 58.5 | 545 | 21.5 | 494 | 19.5 | 273 | 601 |
| | | 378-2326 | ① | 3 | 1487 | 58.6 | 401 | 15.8 | 518 | 20.4 | 267 | 589 |
| | | 378-2327 | ③ | 4 | 1487 | 58.6 | 545 | 21.4 | 518 | 20.4 | 292 | 643 |
| | | 437-2774 | ③ | 5 | 1507 | 59.3 | 545 | 21.4 | 518 | 20.4 | 324 | 715 |
| | | 589-8364 | ① | 3 | 1487 | 58.6 | 345 | 13.6 | 477 | 18.8 | 245 | 539 |
| | | 589-8366 | ① | 3 | 1487 | 58.6 | 345 | 13.6 | 494 | 19.5 | 257 | 567 |
| | | 589-8368 | ③ | 4 | 1487 | 58.6 | 505 | 19.9 | 477 | 18.8 | 270 | 596 |
| | | 589-8370 | ③ | 4 | 1486 | 58.5 | 505 | 19.9 | 494 | 19.5 | 283 | 623 |
| | | 589-8372 | ① | 3 | 1487 | 58.6 | 512 | 20.2 | 477 | 18.8 | 258 | 570 |
| | | 589-8374 | ① | 3 | 1487 | 58.6 | 505 | 19.9 | 494 | 19.5 | 271 | 597 |
| | | 589-8376 | ③ | 4 | 1487 | 58.6 | 664 | 26.1 | 477 | 18.8 | 285 | 629 |
| | | 589-8379 | ③ | 4 | 1487 | 58.6 | 664 | 26.1 | 494 | 19.5 | 298 | 656 |
| | | 589-8381 | ③ | 4 | 1487 | 58.6 | 595 | 23.4 | 494 | 19.5 | 291 | 642 |
| | | 589-8383 | ③ | 4 | 1507 | 59.3 | 595 | 23.4 | 518 | 20.4 | 310 | 684 |
| | | 589-8385 | ③ | 4 | 1487 | 58.6 | 715 | 28.1 | 494 | 19.5 | 302 | 667 |
| | | 589-8387 | ③ | 4 | 1507 | 59.3 | 715 | 28.2 | 518 | 20.4 | 321 | 709 |
| | | 589-8389 | ③ | 5 | 1487 | 58.6 | 868 | 34.2 | 518 | 20.4 | 348 | 767 |
| 320, 320 GC, 320D/E/F/D RR/E RR, 321D LCR, 323, 323F, 325F CR, 325, M322D/F | B | 378-2290 | ② | 4 | 1918 | 75.5 | 732 | 28.8 | 580 | 22.8 | 499 | 1,099 |
| | | 435-8616 | ③ | 5 | 1918 | 75.5 | 873 | 34.4 | 559 | 22.0 | 528 | 1,164 |
| | | 552-3263 | ② | 3 | 1918 | 75.5 | 496 | 19.5 | 580 | 22.8 | 462 | 1,019 |
| | | 584-7229 | ① | 3 | 1918 | 75.5 | 446 | 17.6 | 559 | 22.0 | 435 | 958 |
| | | 584-7230 | ③ | 4 | 1918 | 75.5 | 596 | 23.5 | 559 | 22.0 | 454 | 1,000 |
| | | 584-7232 | ③ | 4 | 1918 | 75.5 | 732 | 28.8 | 559 | 22.0 | 492 | 1,084 |
| | | 584-7235 | ② | 4 | 1918 | 75.5 | 596 | 23.5 | 580 | 22.8 | 468 | 1,032 |
| 603-2227 | ② | 5 | 1918 | 75.5 | 873 | 34.4 | 580 | 22.8 | 538 | 1,186 | | |

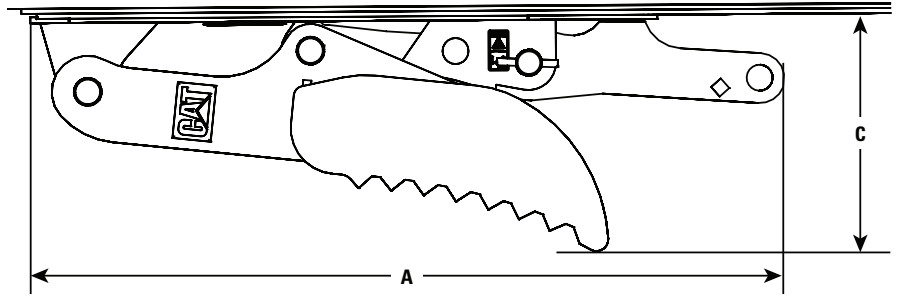
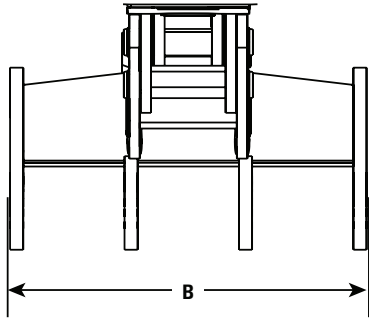
Tooth Configurations



*Distance from stick when stored.

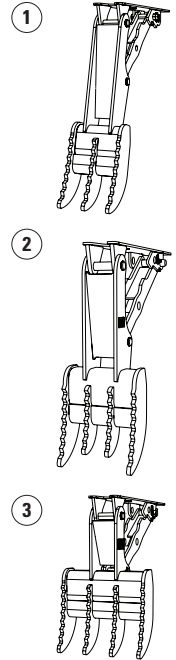
Thumbs Technical Specifications

Stiff Link Thumbs Specifications (continued)



| Machine | Linkage | Thumb Part No. | Tooth Configuration | Tooth Qty. | (A) Length | | (B) Width | | (C) Width | | Weight | |
|---------------------------------------------------------------------------|---------|----------------|---------------------|------------|------------|------|-----------|------|-----------|------|--------|-------|
| | | | | | mm | in | mm | in | mm | in | kg | lb |
| 324D/E, 326F, 326, 328D CR, 329D/E/F, 330, 330 GC, 330F, 335F CR | CB | 378-2315 | ② | 4 | 1918 | 75.5 | 732 | 28.8 | 587 | 23.1 | 508 | 1,120 |
| | | 378-2292 | ① | 3 | 1918 | 75.5 | 460 | 18.1 | 587 | 23.1 | 452 | 996 |
| | | 378-2293 | ③ | 4 | 1918 | 75.5 | 606 | 23.8 | 588 | 23.1 | 504 | 1,111 |
| | | 378-2294 | ③ | 4 | 1918 | 75.5 | 732 | 28.8 | 588 | 23.1 | 521 | 1,149 |
| | | 435-8616 | ③ | 5 | 1918 | 75.5 | 873 | 34.4 | 587 | 23.1 | 528 | 1,164 |
| | | 451-8568 | ③ | 5 | 1918 | 75.5 | 990 | 39.0 | 587 | 23.1 | 544 | 1,200 |
| | | 526-3076 | ① | 2 | 1918 | 75.5 | 285 | 11.2 | 587 | 23.1 | 386 | 852 |
| | | 584-7237 | ② | 4 | 1918 | 75.5 | 596 | 23.5 | 587 | 23.1 | 477 | 1,052 |
| 324D/E-ME, 329D/E-ME, 330D, 336, 336 GC, 336D, 336E, 336E H, 336F XE, 340 | DB | 378-2400 | ① | 3 | 2056 | 80.9 | 490 | 19.3 | 588 | 23.2 | 576 | 1,270 |
| | | 378-2401 | ③ | 4 | 2055 | 80.9 | 729 | 28.7 | 560 | 22.1 | 636 | 1,402 |
| | | 378-2402 | ③ | 4 | 2055 | 80.9 | 837 | 32.9 | 588 | 23.2 | 654 | 1,441 |
| | | 378-2404 | ② | 4 | 2056 | 80.9 | 729 | 28.7 | 617 | 24.3 | 669 | 1,474 |
| | | 378-2405 | ② | 4 | 2056 | 80.9 | 837 | 33.0 | 620 | 24.4 | 687 | 1,514 |
| 336D/E-ME, 345D, 349E/F, 349, 352F, 352 | TB | 378-2452 | ① | 3 | 2057 | 81.0 | 601 | 23.7 | 600 | 23.6 | 726 | 1,452 |
| | | 378-2456 | ② | 4 | 2057 | 81.0 | 756 | 29.8 | 703 | 27.7 | 845 | 1,858 |
| | | 378-2457 | ② | 4 | 2057 | 81.0 | 900 | 35.4 | 703 | 27.7 | 873 | 1,919 |
| | | 435-8532 | ① | 3 | 2057 | 81.0 | 702 | 27.6 | 600 | 23.6 | 761 | 1,677 |
| | | 443-4018 | ③ | 4 | 2057 | 81.0 | 870 | 34.3 | 600 | 23.6 | 822 | 1,812 |
| | | 572-4271 | ② | 4 | 2057 | 81.0 | 818 | 32.2 | 600 | 23.6 | 865 | 1,907 |

Tooth Configurations



*Distance from stick when stored.

ME – Mass Excavation front

Utility Thumbs Compatibility with Cat Machines

| | | Utility (for 311-329) |
|-----------------------------|--|-----------------------|
| Quick Couplers | | |
| Cat Pin Grabber | | ✓ |
| Dedicated | | ✓ |
| Cat Excavators* | | |
| D, E, F Series and NGH | | ✓ |
| Thumb-ready Stick Machines | | |
| Standard Cat Buckets | | |
| C and D Series | | ✓ |
| Next Generation | | ✓ |

*Stick length requirement listed with matching chart.



Not compatible

Utility Thumbs Matching Guide and Installation Hardware Requirements

Choose thumb based on pin-on or pin grabber coupler configuration.

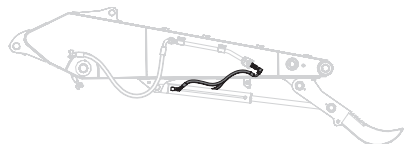
Utility Thumbs are sometimes specific to bucket type (standard or Wide Tip), but not bucket part number.

Utility Thumb part number includes mounting bracket.

Not compatible with Cat excavators with thumb-ready sticks.

Utility Thumbs require connector lines. They need to be ordered in addition to the thumb.

Utility Thumb Connector Lines: 428-5965



311D/F RR, 312D/E, 313F, 313F GC, 313, 313 GC, 314D/E, 315F, 315, 315 GC, M314*

Minimum Stick Length: 2.8 m (9'2")

| | Thumb Part No. | |
|-------------|---------------------|---------------------|
| | Standard Cat Bucket | Wide Tip Cat Bucket |
| Pin-on | 450-7021 | 450-7023 |
| Pin Grabber | 450-7022 | 450-7024 |

315B/C/D, 316E/F, 317, 317 GC, M318*

Minimum Stick Length: 2.9 m (9'6")

| | Thumb Part No. | |
|-------------|---------------------|---------------------|
| | Standard Cat Bucket | Wide Tip Cat Bucket |
| Pin-on | 450-7023 | 450-7023 |
| Pin Grabber | 450-7024 | 474-2228 |

*When using buckets and thumbs on wheeled excavators, machine stability is improved when the outriggers and blades are down and in contact with the ground.

(continued on next page)

Thumbs Technical Specifications

Utility Thumbs Matching Guide and Installation Hardware Requirements *(continued)*

Choose thumb based on pin-on or pin grabber coupler configuration.

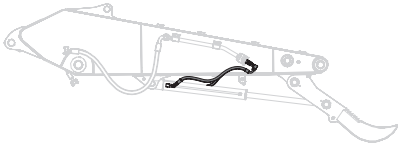
Utility Thumbs are sometimes specific to bucket type (standard or Wide Tip), but not bucket part number.

Utility Thumb part number includes mounting bracket.

Not compatible with Cat excavators with thumb-ready sticks.

Utility Thumbs require connector lines. They need to be ordered in addition to the thumb.

Utility Thumb Connector Lines: 428-5965



318E/F

Minimum Stick Length: 3.1 m (10'2")

| | Thumb Part No. | |
|-------------|---------------------|---------------------|
| | Standard Cat Bucket | Wide Tip Cat Bucket |
| Pin-on | 450-7023 | 450-7023 |
| Pin Grabber | 450-7024 | 474-2228 |

318B/C, 319D, M318D*, M320F*

Minimum Stick Length: 2.7 m (8'10")

320, 320 GC, 320B/C/D/E/F, 321C/D, 322B/C, 323F, 323, 324D/E, 325F CR, 325, 326F, 326, M322D, M322F*

Minimum Stick Length: 2.9 m (9'6")

325C/D, 328D, 329D/E/F, 330, 330 GC, 330F, 335F CR

Minimum Stick Length: 3.2 m (10'6")

| | Thumb Part No. | |
|-------------|---------------------|---------------------|
| | Standard Cat Bucket | Wide Tip Cat Bucket |
| Pin-on | 450-7025 | 450-7025 |
| Pin Grabber | 450-7026 | 450-7026 |

*When using buckets and thumbs on wheeled excavators, machine stability is improved when the outriggers and blades are down and in contact with the ground.

Utility Thumbs Specifications

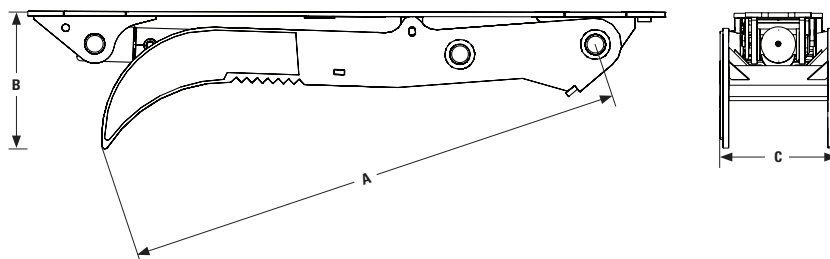
All Utility Hydraulic Thumbs feature two (2) teeth.

Thumb Tip Radius and Bucket Compatibility

Tip radius measurement in the chart below is the maximum tip radius allowed for compatibility with the thumb.

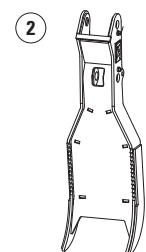
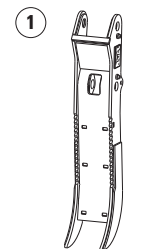
For pin-on machine configurations, this number should be compared to the bucket tip radius to determine compatibility.

For machines with couplers, this number should be compared to the overall tip radius of the bucket and coupler together to determine compatibility.



| Machine | Interface | Thumb Part No. | Tooth Configuration | (A) Length | | (B) Stored Height* | | (C) Overall Width | | Weight | | Tip Radius | |
|-------------------------------------------------------------------------------------------------------------------------------------------------------------------------------------------|-------------|----------------|---------------------|------------|------|--------------------|------|-------------------|------|--------|-------|------------|------|
| | | | | mm | in | mm | in | mm | in | kg | lb | mm | in |
| 311D RR/F RR, 312D/E, 313F, 313F GC, 313, 313 GC, 314D/E, 315F, 315, 315 GC, M314 | Pin-on | 450-7021 | ① | 1344 | 52.9 | 515 | 20.3 | 355 | 14.0 | 341 | 751 | 1300 | 51.2 |
| | Pin Grabber | 450-7022 | ① | 1562 | 61.5 | 502 | 19.7 | 355 | 14.0 | 353 | 770 | 1530 | 60.2 |
| 315D, 316E/F, 317, 317 GC, 318E/F, M318 | Pin-on | 450-7023 | ① | 1524 | 60.0 | 501 | 19.7 | 355 | 14.0 | 386 | 850 | 1528 | 60.2 |
| | Pin Grabber | 450-7024 | ① | 1710 | 67.3 | 500 | 19.7 | 355 | 14.0 | 403 | 889 | 1719 | 67.7 |
| | | 474-2228 | ② | 1797 | 70.7 | 500 | 19.7 | 521 | 20.5 | 424 | 934 | 1799 | 70.8 |
| 319D, 320, 320 GC, 320D, 320E/F, 320D RR, 320E RR, 321D LCR, 323, 323F, 324D, 324E, 325F CR, 326F, 326, 328D CR, 329D, 329E, 329F, 330, 330 GC, 330F, 335F CR, M318D, M320F, M322D, M322F | Pin-on | 450-7025 | ② | 1721 | 67.7 | 497 | 19.6 | 600 | 23.6 | 439 | 968 | 1736 | 68.3 |
| | Pin Grabber | 450-7026 | ② | 1960 | 77.2 | 497 | 19.6 | 612 | 24.1 | 488 | 1,075 | 1922 | 78.4 |

Tooth Configurations



*Distance from stick when stored.

For more complete information on Cat products, dealer services, and industry solutions, visit us on the web at www.cat.com.

© 2021 Caterpillar
All rights reserved

Materials and specifications are subject to change without notice. Featured machines in photos may include additional equipment. See your Cat dealer for available options.

CAT, CATERPILLAR, LET'S DO THE WORK, their respective logos, "Caterpillar Corporate Yellow," the "Power Edge" and Cat "Modern Hex" trade dress as well as corporate and product identity used herein, are trademarks of Caterpillar and may not be used without permission.

GEJQ2365-03 (03-2021)
Replaces GEJQ2365-02
(N Am, S Am)

