

INSTRUCTIONS FOR USE

CoV2T

**VITROS Immunodiagnostic Products Anti-SARS-CoV-2
Total Reagent Pack**

REF 619 9922

**VITROS Immunodiagnostic Products Anti-SARS-CoV-2
Total Calibrator**

REF 619 9923

Rx ONLY

For *in vitro* diagnostic and Laboratory Professional use. For emergency authorization use only.

Intended Use

The VITROS Immunodiagnostic Products Anti-SARS-CoV-2 Total Reagent Pack test when used in combination with the VITROS Immunodiagnostic Products Anti-SARS-CoV-2 Total Calibrator is a chemiluminescent immunoassay test intended for the qualitative detection of total antibody (including IgG, IgA and IgM) to SARS-CoV-2 in human serum and plasma (dipotassium EDTA). The VITROS Immunodiagnostic Products Anti-SARS-CoV-2 Total test is intended for use as an aid in identifying individuals with an adaptive immune response to SARS-CoV-2, indicating recent or prior infection. At this time, it is unknown for how long antibodies persist following infection and if the presence of antibodies confers protective immunity. The VITROS Anti-SARS-CoV-2 Total test should not be used to diagnose or exclude acute SARS-CoV-2 infection. Testing is limited to laboratories certified under the Clinical Laboratory Improvement Amendments of 1988 (CLIA), 42 U.S.C. §263a, that meet requirements to perform moderate or high complexity tests.

Results are for the detection of total SARS-CoV-2 antibodies. Total antibodies to SARS-CoV-2 are generally detectable in blood several days after initial infection, although the duration of time antibodies are present post-infection is not well characterized. Individuals may have detectable virus present for several weeks following seroconversion.

Laboratories within the United States and its territories are required to report all results to the appropriate public health authorities.

The sensitivity of VITROS Anti-SARS-CoV-2 Total test in early infection is unknown. Negative results do not preclude acute SARS-CoV-2 infection. If acute infection is suspected, direct testing for SARS-CoV-2 is necessary.

False positive results for VITROS Anti-SARS-CoV-2 Total test may occur due to cross-reactivity from pre-existing antibodies or other possible causes.

The VITROS Immunodiagnostic Products Anti-SARS-CoV-2 Total Reagent Pack test is only for use under the Food and Drug Administration's Emergency Use Authorization.

Summary and Explanation of the Test

Severe Acute Respiratory Syndrome Coronavirus 2 (SARS-CoV-2) is a beta coronavirus that causes the Coronavirus Disease 2019 (COVID-19) and pandemic. SARS-CoV-2 is mainly transmitted through droplets and contact routes, and the virus infects human cells via binding to angiotensin converting enzyme 2 (ACE2).¹⁻² People who are infected with SARS-CoV-2 may express signs and symptoms of acute respiratory illness, such as fever, cough, shortness of breath, but can also be asymptomatic. Symptomatic, pre-symptomatic and asymptomatic SARS-CoV-2 carriers all can be potential sources for viral transmission.³

Real-time reverse transcription polymerase chain reaction (rRT-PCR) detecting viral genes is the current gold standard for the diagnosis of COVID-19. Upper respiratory specimen, such as nasopharyngeal swab and oropharyngeal swab, are commonly used for diagnostic testing.²

Principles of the Procedure

The VITROS Immunodiagnostic Products Anti-SARS-CoV-2 Total test is performed using the VITROS Anti-SARS-CoV-2 Total Reagent Pack and the VITROS Anti-SARS-CoV-2 Total Calibrator on the VITROS ECi/ECiQ/3600 Immunodiagnostic Systems and the VITROS 5600/XT 7600 Integrated Systems. An immunometric technique is used; this involves a two stage reaction. In the first stage antibodies to SARS-CoV-2 present in the sample bind with SARS-CoV-2 spike protein S1 antigen coated on the well. Unbound sample is removed by washing. In the second stage

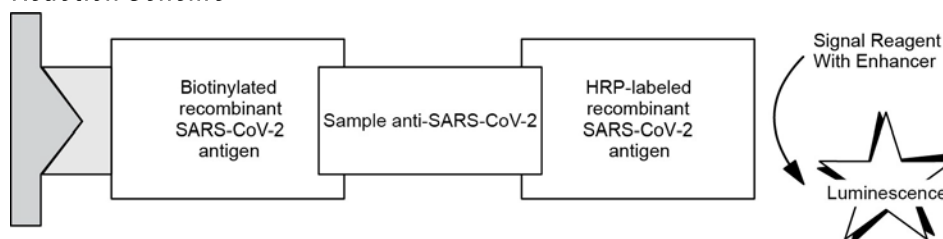
horseradish peroxidase (HRP)- labeled recombinant SARS-CoV-2 spike protein S1 antigen is added in the conjugate reagent. The conjugate binds specifically to any anti-SARS-CoV-2 captured on the well in the first stage. Unbound conjugate is removed by the subsequent wash step.

The bound HRP conjugate is measured by a luminescent reaction ⁴. A reagent containing luminogenic substrates (a luminol derivative and a peracid salt) and an electron transfer agent is added to the wells. The HRP in the bound conjugate catalyzes the oxidation of the luminol derivative, producing light. The electron transfer agent (a substituted acetanilide) increases the level of light produced and prolongs its emission. The light signals are read by the system. Bound HRP conjugate is indicative of the presence of SARS-CoV-2 antibody.

Test Type	System*	Incubation Time	Time to first result	Test Temperature	Reaction Sample Volume
Immunometric	ECi/ECiQ, 3600, 5600, XT 7600	37 minutes	48 minutes	37 °C	80 µL

* Not all products and systems are available in all countries.

Reaction Scheme



Warnings and Precautions

WARNING

Potentially Infectious Material

Treat as if capable of transmitting infection.

Use caution when handling material of human origin. Consider all samples potentially infectious. No test method can offer complete assurance that hepatitis B virus, hepatitis C virus (HCV), human immunodeficiency virus (HIV1+2) or other infectious agents are absent. Handle, use, store and dispose of solid and liquid waste from samples and test components, in accordance with procedures defined by appropriate national biohazard safety guideline or regulation (e.g. CLSI document M29).⁵

VITROS Anti-SARS-CoV-2 Total Calibrator contains: SARS-CoV-2 antibody negative plasma obtained from donors who were tested individually and who were found to be negative for hepatitis B surface antigen, and for antibodies to hepatitis C virus (HCV) and HIV, using

VITROS Anti-SARS-CoV-2 Total Calibrator in addition contains: SARS-CoV-2 antibody. Handle as if capable of transmitting infection.

WARNING

Contains EDTA (CAS 10378-23-1 and ProClin 300 (CAS 55965-84-9))⁶

The VITROS Anti-SARS-CoV-2 Total Reagent Pack contains 1.9% EDTA and 1.0% ProClin 300. H317: May cause an allergic skin reaction. H319: Causes serious eye irritation. P261: Avoid breathing dust/fume/gas/mist/vapors/spray. P280: Wear protective gloves, Eye protection. P302 + P352: IF ON SKIN: Wash with plenty of soap and water. P333 + P313: If skin irritation or rash occurs: Get medical advice/attention. P337 + P313: If eye irritation persists: Get medical advice/attention. P362 + P364: Take off contaminated clothing and wash before reuse. P501: Dispose of content/container to an approved waste disposal plant.

WARNING

Contains ProClin 950 (CAS 2682-20-

The VITROS Anti-SARS-CoV-2 Total Calibrator contains 0.5% ProClin 950. H317: May cause an allergic skin reaction. P280: Wear protective gloves. P302 + P352: IF ON SKIN: Wash with plenty of soap and water. P333 + P313: If skin irritation or rash occurs: Get medical advice/attention. P363: Wash contaminated clothing before reuse.

Refer to www.orthoclinicaldiagnostics.com for the Safety Data Sheets and for Ortho Clinical Diagnostics contact information.

WARNING



Safe Disposal

Follow local disposal regulations based on your location along with recommendations and content in the Safety Data Sheet to determine the safe disposal of this product.

General

- For Emergency Use Authorization only
- For *in vitro* diagnostic use only.
- This test has not been FDA cleared or approved but has been authorized for emergency use by FDA under an EUA for use by **authorized** laboratories certified under CLIA, that meet requirements to perform moderate or high complexity tests.
- This test has been authorized only for detecting total antibodies against SARS-CoV-2, not for any other viruses or pathogens.

The emergency use of this test is only authorized for the duration of the declaration that circumstances exist justifying the authorization of emergency use of *in vitro* diagnostics for detection and/or diagnosis of COVID-19 under Section 564(b)(1) of the Federal Food Drug and Cosmetic Act, 21 U.S.C. § 360bbb3(b)(1), unless the declaration is terminated or authorization is revoked sooner

Reagents

Reagent Pack Contents

1 reagent pack containing:

- 100 coated wells (streptavidin, bacterial; binds ≥ 3 ng biotin per well; biotin recombinant SARS-CoV-2 antigen 0.1 $\mu\text{g}/\text{mL}$)
- 6.0 mL assay reagent (buffer with bovine protein stabilizers and antimicrobial agent)
- 16.2 mL conjugate reagent (HRP-recombinant SARS-CoV-2 antigen, 0.5 $\mu\text{g}/\text{mL}$) in buffer with bovine protein stabilizers and antimicrobial agent

Reagent Pack Handling

- The reagent pack is supplied ready for use.
- The reagent pack contains homogeneous liquid reagents that do not require shaking or mixing prior to loading onto the system.
- Handle the reagent pack with care. Avoid the following:
 - allowing condensation to form on the pack
 - causing reagents to foam
 - agitation of the pack

Reagent Pack Storage and Preparation

Reagent	Storage Condition	Stability
Unopened	Refrigerated 2–8 °C (36–46 °F)	expiration date
Opened	On system System turned on	≤ 8 weeks

CoV2T

INSTRUCTIONS FOR USE

Opened	Refrigerated	2–8 °C (36–46 °F)	≤8 weeks
--------	--------------	-------------------	----------

- The VITROS Anti-SARS-CoV-2 Total Reagent Pack is suitable for use until the expiration date on the carton when stored and handled as specified. Do not use beyond the expiration date.
- Do not freeze reagent packs.
- Load reagent packs directly from refrigerated storage to minimize condensation.
- Opened reagent packs are moisture/humidity sensitive. Store opened refrigerated reagent packs in a sealed VITROS Immunodiagnostic Products Reagent Pack Storage Box with desiccant.

Calibrator Contents

- 2 vials of VITROS Anti-SARS-CoV-2 Total Calibrator (anti-SARS-CoV-2 in anti-SARS-CoV-2 negative human matrix with antimicrobial agent, 1 mL)

Calibrator Handling

- Use only with reagent packs of the same lot number. Mix thoroughly by inversion and bring to 15–30 °C (59–86 °F) before use.
- Handle calibrators in original stoppered containers to avoid contamination and evaporation. To avoid evaporation, limit the amount of time calibrators are on the system. Refer to the operating instructions for your system. Return to 2–8 °C (36–46 °F) as soon as possible after use, or load only sufficient volume for a single determination.

Calibrator Storage and Preparation

Calibrator	Storage Condition	Stability
Unopened	Frozen ≤-20 °C (≤-4 °F)	expiration date
Opened	Refrigerated 2–8 °C (36–46 °F)	≤24 hours

- VITROS Anti-SARS-CoV-2 Total Calibrator is supplied frozen.
- The VITROS Anti-SARS-CoV-2 Total Calibrator is suitable for use until the expiration date on the carton when stored and handled as specified. Do not use beyond the expiration date.
- **DO NOT REFREEZE.**
- The VITROS Anti-SARS-CoV-2 Total test uses 80 µL of calibrator for each determination. Transfer an aliquot of each calibrator into a sample container (taking account of the minimum fill volume of the container). For details on minimum fill volume of sample cups or containers, refer to the operating instructions for your system.
- The VITROS Anti-SARS-CoV-2 Total Calibrator is automatically processed in duplicate.

Specimen Collection, Preparation and Storage

Patient Preparation

No special patient preparation is necessary.

Specimens Recommended

- Serum
- K2 EDTA Plasma

Specimens Not Recommended

No specimen limitations were identified. Refer to the Limitations of the Procedure section.

Special Precautions

IMPORTANT

Certain collection devices have been reported to affect other analytes and tests.⁷ Owing to the variety of specimen collection devices available, Ortho Clinical Diagnostics is unable to provide a definitive statement on the performance of its products with these devices. Confirm that your collection devices are compatible with this test.

Specimen Collection and Preparation

- Collect specimens using standard procedures.⁸
- Follow the instructions provided with your collection device for use and processing of the sample.⁹
- Samples should be thoroughly separated from all cellular material. Failure to do so may lead to an erroneous result.
- The VITROS Anti-SARS-CoV-2 Total test uses 80 µL of sample for each determination. This does not take account of the minimum fill volume of the chosen sample container. For details on minimum fill volume of sample cups or containers, refer to the operating instructions for your system.

Handling and Storage Conditions

- Handle samples in stoppered containers to avoid contamination and evaporation.
- Follow procedures within your laboratory to avoid cross contamination of patient specimens.
- The amount of time samples are on the system prior to analysis should be limited to avoid evaporation. Refer to the operating instructions for your system.
- Return to 2–8 °C (36–46 °F) as soon as possible after use or load sufficient volume for a single determination.
- Samples may be stored for up to 24 hours at room temperature (up to 30 °C [86 °F]) or 7 days at 2–8 °C (36–46 °F).
- Samples that will not be tested within the time frames outlined above should be stored at ≤-20 °C [≤-4 °F] and may be subjected to 1 freeze-thaw cycle
- As an alternative to the above, sample stability may be established by each laboratory.

Testing Procedure

Materials Provided

- VITROS Immunodiagnostic Products VITROS Anti-SARS-CoV-2 Total Reagent Pack

- VITROS Immunodiagnostic Products VITROS Anti-SARS-CoV-2 Total Calibrator

Materials Required but Not Provided

- VITROS Immunodiagnostic Products Signal Reagent
- VITROS Immunodiagnostic Products Universal Wash Reagent
- Quality control materials such as VITROS Immunodiagnostic Products VITROS Anti-SARS-CoV-2 Total Controls
- VITROS Immunodiagnostic Products Reagent Pack Storage Box (optional) with desiccant

Operating Instructions

Check the inventory regularly to aid the management of reagents and ensure that sufficient VITROS Signal Reagent, VITROS Universal Wash Reagent and calibrated reagent lots are available for the work planned. When performing panels of tests on a single sample, ensure that the sample volume is sufficient for the tests ordered.

For detailed information refer to the operating instructions for your system.

Note: Do not use visibly damaged product.

Default Test Name

The default test name which will appear on patient reports is SARS-CoV-2 Tot. The default short name that will appear on the test selection menus and laboratory reports is CoV2T. These defaults may be reconfigured, if required. For detailed information refer to the operating instructions for your system.

Calibration

Calibration Procedure

- Calibration is lot specific; reagent packs and calibrator are linked by lot number. Reagent packs from the same lot may use the same calibration.
- A Master Calibration is established for each new reagent lot by performing multiple tests. This is the process by which a lot-specific parameter [a] which links the signal at the cutoff (cutoff value) to the calibrator signal is determined.
- $\text{Cutoff value} = (a \times \text{Signal of Cal 1})$
- Ensure that the Master Calibration for each new reagent lot is available on your system.
- Process calibrator in the same manner as samples. Load sufficient for the automatic duplicate determination. Calibration need not be programmed if bar code labels are used; calibration will be initiated automatically.
- When the calibrator is processed, the validity of the calibration is assessed against quality parameters which compare the actual signal of the calibrator with the expected signal. If the calibration is acceptable the cutoff value is calculated and stored for use with any reagent pack of that lot.
- The quality of calibration cannot be completely described by a single parameter. The calibration report should be used in conjunction with acceptable control values to determine the validity of the calibration.
- Recalibration is required after a pre-determined calibration interval, or when a different reagent lot is loaded.
- Calibration results are assessed against a range of quality parameters. Failure to meet any of the defined quality parameter ranges will be coded in the calibration report. For actions to be taken following a failed calibration refer to the operating instructions for your system.
- Refer to the operating instructions for your system for detailed instructions on the calibration process.

When to Calibrate

- Calibrate when the reagent pack and calibrator lot changes.
- Calibrate every 28 days.
- After specified service procedures have been performed.
- If quality control results are consistently outside of your acceptable range.

For additional information on when to calibrate, refer to the operating instructions for your system.

Traceability of Calibration

Calibration of the VITROS Anti-SARS-CoV-2 Total test is traceable to an in-house reference calibrator which has been value assigned to optimize clinical sensitivity and specificity.

Calibration Model

Results are calculated as a normalized signal, relative to a cutoff value. During the calibration process a lot-specific parameter is used to determine a valid stored cutoff value for the VITROS Immunodiagnostic and VITROS Integrated Systems.

Quality Control

Quality Control Material Selection

VITROS Anti-SARS-CoV-2 Total Controls are recommended for use with the VITROS Immunodiagnostic and VITROS Integrated Systems. There are 2 VITROS Anti-SARS-CoV-2 Total Controls (anti-SARS-CoV-2 Tot negative and anti-SARS-CoV-2 Tot positive). The performance of other commercial control fluids should be evaluated for compatibility with this test before they are used for quality control.

Control materials may show a difference when compared with other anti-SARS-CoV-2 Total antibody methods if they contain high concentrations of preservatives, stabilizers, or other non-physiological additives, or otherwise depart from a true human sample matrix.

Appropriate quality control value ranges must be established for all quality control materials used with the VITROS Anti-SARS-CoV-2 Total test.

Quality Control Procedure Recommendations

- Good laboratory practice requires that controls be processed to verify the performance of the test.
- Choose control levels that check the clinically relevant concentrations.
- To verify system performance, analyze control materials:
 - After calibration
 - If the system is turned off for more than 2 hours
 - After reloading reagent packs that have been removed from the MicroWell Supply and stored for later use
 - According to local regulations or at least once each day that the test is being performed
 - After specified service procedures are performed

If quality control procedures within your laboratory require more frequent use of controls, follow those procedures.

- Analyze quality control materials in the same manner as patient specimens.
- If control results fall outside your acceptable range, investigate the cause before deciding whether to report patient results.
- Refer to published guidelines for general quality control recommendations.¹⁰

For more detailed information, refer to the operating instructions for your system.

Quality Control Material Preparation and Storage

Refer to the manufacturer's product literature for preparation, storage, and stability information.

Result

s

Results are automatically calculated by the VITROS Immunodiagnostic and VITROS Integrated Systems.

Result Calculation

$$\text{Result} = \frac{\text{Signal for test sample}}{\text{Signal at Cutoff (Cutoff value)}}$$

Interpretation of Results

Patient sample results will be displayed with a "Non-reactive" or "Reactive" label. Results reported outside the laboratory should be reported as only "Non-reactive" or "Reactive". Numerical results should not be reported outside the laboratory to individual patients or their physicians.

Result (S/C)	<1.00	≥1.00
Result Text	Non-reactive (negative)	Reactive (positive)

CoV2T

The following table summarizes the interpretation of results obtained with the VITROS Anti-SARS-CoV-2 Total test on the VITROS Immunodiagnostic and VITROS Integrated Systems. The magnitude of the measured result above the cutoff is not indicative of the total amount of antibody present in the sample and no clinical utility of significance has been validated for the magnitude of the measure result above the cutoff. Linearity of results has not been demonstrated (for example: a S/C result of 20 does not necessarily contain twice as much antibody as a result of 10 S/C)

INSTRUCTIONS FOR USE

VITROS Anti-SARS-CoV-2 Total Test Result (S/C)	Interpretation
<1.00	Specimen is non-reactive (negative) for anti-SARS-CoV-2
≥1.00	Specimen is reactive (positive) for anti-SARS-CoV-2

Limitations of the Procedure

Known Interferences

The VITROS Anti-SARS-CoV-2 Total test was evaluated for interference. Commonly encountered substances were tested on one lot of reagent. Of the compounds tested, none was found to interfere with the clinical interpretation of the test. Refer to “Substances that do not Interfere” for a list of compounds tested that did not show interference.

Other Limitations

- SARS-CoV-2 serology tests should not be used to diagnose acute COVID-19. An assay that directly detects the virus should be used to evaluate symptomatic individuals for acute COVID-19, particularly those who have been in contact with the virus.
- Heterophilic antibodies in serum or plasma samples may cause interference in immunoassays. ¹¹ These antibodies may be present in blood samples from individuals regularly exposed to animals or who have been treated with animal serum products. Results that are inconsistent with clinical observations indicate the need for additional testing.
- A negative or non-reactive result can occur if the quantity of antibodies for the SARS-CoV-2 virus present in the specimen is below the detection limit of the assay, or the virus has undergone minor amino acid mutation(s) in the epitope recognized by the antibody detected by the test.
- The results obtained with this test should only be interpreted in conjunction with clinical findings, and the results from other laboratory tests and evaluations.
- It is unknown at this time if the presence of antibodies to SARS-CoV-2 confers immunity to infection.
- This test should not be used for screening of donated blood for the purpose of preventing COVID-19 transmission.
- A positive result may not indicate previous SARS-CoV-2 infection. Consider other information including clinical history and local disease prevalence, in assessing the need for a second but different serology test to confirm an immune response.
- The performance of this test has not been established in individuals that have received a COVID-19 vaccine. The clinical significance of a positive or negative antibody result following COVID-19 vaccination has not been established, and the result from this test should not be interpreted as an indication or degree of protection from infection after vaccination.
- The performance of this test was established based on the evaluation of a limited number of clinical specimens collected *between March and April 2020 at multiple sites within the USA*. The clinical performance has not been established in all circulating variants but is anticipated to be reflective of the prevalent variants in circulation at the time and location of the clinical evaluation. Performance at the time of testing may vary depending on the variants circulating, including newly emerging strains of SARS-CoV-2 and their prevalence, which change over time.

Conditions of Authorization for the Laboratory

The VITROS Immunodiagnostic Products Anti-SARS-CoV-2 Total Reagent Pack test Letter of Authorization, along with the authorized Fact Sheet for Healthcare Providers, the authorized Fact Sheet for Patients, and authorized labeling are available on the FDA website: <https://www.fda.gov/medical-devices/coronavirus-disease-2019-covid-19-emergency-use-authorizations-medical-devices/vitro-diagnostics-euas>. However, to assist clinical laboratories using the VITROS Immunodiagnostic Products Anti-SARS-CoV-2 Total Reagent Pack test (“your product” in the conditions below), the relevant Conditions of Authorization are listed below:

- Authorized laboratories* using your product must include with result reports of your product, all authorized Fact Sheets. Under exigent circumstances, other appropriate methods for disseminating these Fact Sheets may be used, which may include mass media
- Authorized laboratories using your product must use your product as outlined in the authorized labeling. Deviations from the authorized procedures, including the authorized instruments, authorized clinical specimen types, authorized control materials, authorized other ancillary reagents and authorized materials required to use your product are not permitted.
- Authorized laboratories that receive your product must notify the relevant public health authorities of their intent to run your product prior to initiating testing.
- Authorized laboratories using your product must have a process in place for reporting test results to healthcare providers and relevant public health authorities, as appropriate.
- Authorized laboratories must collect information on the performance of your product and report to DMD/OHT7-OIR/OPEQ/CDRH (via email: CDRH-EUA-Reporting@fda.hhs.gov) and Ortho-Clinical Diagnostics, Inc.

CoV2T

INSTRUCTIONS FOR USE

(OrthoCareTechnicalSolutions@orthoclinicaldiagnostics.com) any suspected occurrence of false positive or false negative results and significant deviations from the established performance characteristics of your product of which they become aware.

- All laboratory personnel using your product must be appropriately trained in automated immunoassay techniques and use appropriate laboratory and personal protective equipment when handling this kit, and use your product in accordance with the authorized labeling. All laboratory personnel using the assay must also be trained in and be familiar with the interpretation of results of the product
- Ortho-Clinical Diagnostics, Inc., authorized distributors, and authorized laboratories using your product must ensure that any records associated with this EUA are maintained until otherwise notified by FDA. Such records will be made available to FDA for inspection upon request.

*The letter of authorization refers to, "Laboratories certified under the Clinical Laboratory Improvement Amendments of 1988 (CLIA), 42 U.S.C. §263a, that meet requirements to perform moderate or high complexity tests" as "authorized laboratories."

Performance Characteristics

Clinical Performance Characteristics

Positive Percent Agreement (PPA)

Samples collected from 86 individual patients confirmed to be SARS-CoV-2 positive by PCR were tested. Of the 86 PCR positive samples, 80 were Reactive in the VITROS Anti-SARS-CoV-2 Total assay and 6 were Non-reactive. For 69 of the 86 samples, the date of sample collection and date of onset of symptoms were provided. Reactivity was correlated with elapsed days after onset of symptoms. Positive Percent Agreement and the 95% confidence intervals were calculated.

The results are summarized in the table below.

Days Since Symptoms Reported*	Number Reactive	Number Non-Reactive	Total	PPA (95% CI)
≤8	16	4	20	80.0% (56.3–94.3%)
>8	49	0	49	100.0% (92.7–100.0%)

* An additional 17 samples were tested but information about date of symptom onset was not available. Of those 17 samples, 15 were Reactive.

Negative Percent Agreement (NPA)

Four hundred presumed SARS-CoV-2 negative samples from healthy blood donors collected prior to COVID-19 pandemic were tested resulting in 100% NPA (95% CI: 99.1–100.0%).

Potentially Cross-reacting Subgroups

The VITROS Anti-SARS-CoV-2 Total test was evaluated for potential cross-reactivity in anti-SARS-CoV-2 negative samples from medical conditions unrelated to SARS-CoV-2 infection. The results are summarized in the table below.

Sample Category	Number of Samples	Non-reactive	Reactive
Adenovirus Antibody	2	2	0
Influenza A Antibody	5	5	0
Influenza B Antibody	5	5	0
Coxsackie Virus Antibody	5	5	0
Echovirus Antibody	5	5	0
HCV Antibody	5	5	0
Anti Nuclear Antibody	5	5	0

A large proportion of healthy general population have been exposed to common coronaviruses causing respiratory infections (beta-coronavirus OC43 and HKU1 and alpha-coronavirus NL63 and 229E).¹² 400 healthy blood donors were tested with VITROS Anti-SARS-CoV-2 Total with no reactivity observed.

Specificity

Substances that do not Interfere

The VITROS Anti-SARS-CoV-2 Total test was evaluated for interference. Of the compounds tested, none was found to interfere with the clinical interpretation of the test in Non-reactive and weakly Reactive samples at the concentrations indicated.

Compound	Concentration	
Bilirubin, conjugated	40.0 mg/dL	475 μmol/L
Bilirubin, unconjugated	40.0 mg/dL	684 μmol/L
Biotin	3510 ng/mL	14.3 μmol/L
Hemoglobin	1000 mg/dL	0.156 mmol/L
Intralipid	2000 mg/dL	N/A

N/A = Not Applicable (alternate units are not provided)

References

1. Modes of transmission of virus causing COVID-19: implications for IPC precaution recommendations (<https://www.who.int/news-room/commentaries/detail/modes-of-transmission-of-virus-causing-covid-19-implications-for-ipc-precaution-recommendations>)
2. IFCC Information Guide on COVID-19 (<https://www.ifcc.org/ifcc-news/2020-03-26-ifcc-information-guide-on-covid-19/>)
3. Lai et al. Severe acute respiratory syndrome coronavirus 2 (SARS-CoV-2) and coronavirus disease-2019 (COVID-19): The epidemic and the challenges. *International Journal of Antimicrobial Agents*. 55:3; 2020.
4. Summers M. et al.: Luminogenic Reagent Using 3-Chloro 4-Hydroxy Acetanilide to Enhance

CoV2T

INSTRUCTIONS FOR USE




































- Peroxidase/Luminol Chemiluminescence. *Clinical Chemistry*. 41. S73; 1995.
5. CLSI *Protection of Laboratory Workers From Occupationally Acquired Infections; Approved Guideline—Fourth Edition*.
CLSI document M29-A4. Wayne, PA: Clinical and Laboratory Standards Institute; 2014.

Glossary of Symbols

6. Regulation (EC) No 1272/2008 of the European Parliament and of the Council of 16 December 2008 on classification, labelling and packaging of substances and mixtures, amending and repealing Directives 67/548/EEC and 1999/45/EC, and amending Regulation (EC) No 1907/2006.
7. Calam RR. Specimen Processing Separator Gels: An Update. *J Clin Immunoassay*. 11:86–90; 1988.
8. CLSI. *Collection of Diagnostic Venous Blood Specimens. 7th ed.* CLSI standard GP41. Wayne, PA: Clinical and Laboratory Standards Institute; 2017.
9. CLSI. *Tubes and Additives for Venous and Capillary Blood Specimen Collection; Approved Standard—Sixth Edition.* CLSI document GP39-A6. Wayne, PA: Clinical and Laboratory Standards Institute; 2010.
10. CLSI. *Statistical Quality Control for Quantitative Measurement Procedures: Principles and Definitions; Approved Guideline - Fourth Edition.* CLSI guideline C24, Wayne, PA: Clinical and Laboratory Standards Institute; 2016.
11. Levinson SS. The Nature of Heterophilic Antibodies and Their Role in Immunoassay Interference. *J Clin Immunoassay*. 15:108-115; 1992.
12. Severance EG. et al. Development of a Nucleocapsid-Based Human Coronavirus Immunoassay and Estimates of Individuals Exposed to Coronavirus in a U.S. Metropolitan Population. *Clin. Vaccine Immunol.* 15 (12):1805-1810; 2008.

Glossary of Symbols

The following symbols may have been used in the labeling of this product.

	Do Not Reuse		Upper Limit of Temperature		Range
	Use by or Expiration Date (Year-Month-Day)		Lower Limit of Temperature		Range of Means
	Batch Code or Lot Number		Temperature Limitation		Midpoint
	Serial Number		Consult Instructions for Use		Revised
	Catalog Number or Product Code		Attention: The Instructions for Use (IFU) has been updated		Supersedes
	Caution		For use in Slide Supply 1		Contains Sufficient for "n" Tests
	Keep Dry (Protect from Moisture/Humidity)		For use in Slide Supply 2		<i>in vitro</i> Diagnostic Medical Device
	Manufacturer		SI Units		Der Grüne Punkt (the Green Dot). Manufacturer follows certain packaging material waste disposal management regulations
	Date of Manufacture		Conventional Units		Estimated within-lab SD
	Authorized Representative in the European Community		Value		Serious Health Hazards
	Corrosive		Flammable		Environmental or Aquatic Toxicity
	Health Hazards		Acute Toxicity		

Revision History

Date of Revision	Version	Description of Technical Changes*
2021-02-26	3.3	<ul style="list-style-type: none"> • Added “Lot 500 and above” • Intended Use: updated • Summary and Explanation: updated • Principles of the Procedure: updated • Warnings and Precautions: <ul style="list-style-type: none"> - Updated Hazard and Precaution statements to align with the new Safety Data Sheets - Updated bullets • Calibrator Contents: changed from “negative human plasma” to “negative human matrix” • Calibrator Storage and Preparation: changed to frozen • Interpretation of Results: updated • Other Limitations: updated and added new bullets • Conditions of Authorization for the Laboratory: changed “will” to “must” throughout section • Clinical Performance Characteristics: updated headings
2020-10-16	3.2	<ul style="list-style-type: none"> • Warnings and Precautions: added new section • Conditions of Authorization for the Laboratory: updated email address
2020-09-04	3.1	Other Limitations: added new limitation
2020-04-30	3.0	<ul style="list-style-type: none"> • Intended Use: added IgA • Principles of the Procedure: updated • Handling and Storage Condition: added bullet • Limitations of the Procedure: updated email address • Sensitivity: updated table • Substances that do not interfere: corrected typographical errors

The change bars indicate the position of a technical amendment to the text with respect to the previous version of the document.

When this Instructions For Use is replaced, sign and date below and retain as specified by local regulations or laboratory policies, as appropriate.

Signatur

Obsolete

Conditions of supply: all supplies are made subject to the standard terms and conditions of Ortho Clinical Diagnostics or its distributors. Copies of these are available on request.



Ortho-Clinical Diagnostics,
Inc. 100 Indigo Creek Drive
Rochester, NY 14626, USA

To obtain a paper copy free of charge contact:
OrthoCareTechnicalSolutions@
Orthoclinicaldiagnostics.com
1 800 421 3311

VITROS is a trademark of Ortho Clinical Diagnostics.
© Ortho Clinical Diagnostics, 2020-2021

Ortho Clinical Diagnostics

INSTRUCTIONS FOR USE

CoV2T

VITROS Immunodiagnostic
Products Anti-SARS-CoV-2 Total
Controls

REF 619 9924

Rx ONLY

Intended Use

For use under Emergency Use Authorization (EUA) only.

For *in vitro* diagnostic and Laboratory Professional use.

For use in monitoring the performance of the VITROS Immunodiagnostic and Integrated Systems when used for the determination of antibodies to SARS-CoV-2.

Warnings and Precautions

WARNING:

Potentially Infectious Material

Treat as if capable of transmitting infection.

Use caution when handling material of human origin. Consider all samples potentially infectious. No test method can offer complete assurance that hepatitis B virus, hepatitis C virus (HCV), human immunodeficiency virus (HIV 1+2) or other infectious agents are absent. Handle, use, store and dispose of solid and liquid waste from samples and test components, in accordance with procedures defined by appropriate national biohazard safety guideline or regulation (e.g. CLSI document M29).¹

VITROS Anti-SARS-CoV-2 Total Controls 1 and 2 contain: SARS-CoV-2 antibody negative plasma obtained from donors who were tested individually and who were found to be negative for hepatitis B surface antigen, and for antibodies to hepatitis C virus (HCV) and HIV, using approved methods (enzyme immunoassays).

VITROS Anti-SARS-CoV-2 Total Control 2 in addition contains: SARS-CoV-2 antibody. Handle as if capable of transmitting infection.

WARNING:

Contains ProClin 950 (CAS 2682-20-4)²

The VITROS Anti-SARS-CoV-2 Total Controls contain 0.5% ProClin 950. H317: May cause an allergic skin reaction. P261: Avoid breathing dust/fume/gas/mist/vapor/spray. P280: Wear protective gloves. P333 + P313: If skin irritation or rash occurs: Get medical advice/attention. P362: Take off contaminated clothing and wash before reuse. P501: Dispose of contents/container to an approved waste disposal plant.

Refer to www.orthoclinicaldiagnostics.com for the Safety Data Sheets and for Ortho contact information.

WARNING



CoV2T

INSTRUCTIONS FOR USE

Materials Provided

- This product has not been FDA cleared or approved, but has been authorized for emergency use by FDA under an EUA for use by authorized laboratories.
- This product is for use with a test authorized only for detecting the presence of total antibodies against SARS-CoV-2, not for any other viruses or pathogens.
- The emergency use of this product is only authorized for the duration of the declaration that circumstances exist justifying the authorization of emergency use of in vitro diagnostics for detection and/or diagnosis of COVID-19 under Section 564(b)(1) of the Federal Food, Drug, and Cosmetic Act, 21 U.S.C. § 360bbb-3(b)(1), unless the declaration is terminated or authorization is revoked sooner.

Materials Provided

3 sets of VITROS Anti-SARS-CoV-2 Total Controls 1 and 2 (human matrix with anti-microbial agent, 2 mL)

Materials Required but Not Provided

Pipette, sample containers.

Control Storage, Preparation and Handling

Control	Storage Condition	Stability
Unopened	Frozen ≤-20 °C (≤-4 °F)	expiration date
Opened	Refrigerated 2–8 °C (36–46 °F)	≤7 days

VITROS Anti-SARS-CoV-2 Total Controls are supplied ready to use.

- VITROS Anti-SARS-CoV-2 Total Controls are suitable for use until the expiration date on the carton when stored and handled as specified. Do not use beyond the expiration date.
- **DO NOT REFREEZE.**
- Thoroughly mix controls by inversion and bring to 15–30 °C (59–86 °F) before use.
- Handle controls in stoppered containers to avoid contamination and evaporation. To avoid evaporation, limit the amount of time controls are on the system. Refer to the operating instructions for your system.
- Return to 2–8 °C (36–46 °F) as soon as possible after use, or load only sufficient for a single determination.
- Baseline statistics for controls should be entered onto the system. For further information, refer to the operating instructions for your system.
- The expiration date for the controls must be entered onto the system. For further information, refer to the operating instructions for your system.

Testing Procedure

Load each control onto the system by transferring an aliquot into a sample container (taking account of the volume required by the test and the minimum fill volume of the container). Process in the same manner as samples, according to the instructions in the appropriate VITROS Immunodiagnostic Products Reagent Pack and Calibrator instructions for use.

Note: Do not use visibly damaged product.

For further information on quality control procedures refer to the operating instructions for your system. Not all products and systems are available in all countries.

Baseline Statistics

VITROS Anti-SARS-CoV-2 Total Control 1 should generate Non-reactive results.
VITROS Anti-SARS-CoV-2 Total Control 2 should generate Reactive results.




































References

1. CLSI. *Protection of Laboratory Workers from Occupationally Acquired Infections; Approved Guideline - Fourth Edition*. CLSI document M29-A4. Wayne, PA: Clinical and Laboratory Standards Institute; 2014.
2. Regulation (EC) No 1272/2008 of the European Parliament and of the Council of 16 December 2008 on classification, labelling and packaging of substances and mixtures, amending and repealing Directives 67/548/EEC and 1999/45/EC, and amending Regulation (EC) No 1907/2006.

Glossary of Symbols

Glossary of Symbols

The following symbols may have been used in the labeling of this product.

	Do Not Reuse		Upper Limit of Temperature		Range
	Use by or Expiration Date (Year-Month-Day)		Lower Limit of Temperature		Range of Means
	Batch Code or Lot Number		Temperature Limitation		Midpoint
	Serial Number		Consult Instructions for Use		Revised
	Catalog Number or Product Code		Attention: The Instructions for Use (IFU) has been updated		Supersedes
	Caution		For use in Slide Supply 1		Contains Sufficient for "n" Tests
	Keep Dry (Protect from Moisture/Humidity)		For use in Slide Supply 2		<i>in vitro</i> Diagnostic Medical Device
	Manufacturer		SI Units		Der Grüne Punkt (the Green Dot). Manufacturer follows certain packaging material waste disposal management regulations
	Date of Manufacture		Conventional Units		Estimated within-lab SD
	Authorized Representative in the European Community		Value		Serious Health Hazards
	Corrosive		Flammable		Environmental or Aquatic Toxicity
	Health Hazards		Acute Toxicity		

Revision History

Date of Revision	Version	Description of Technical Changes*
2021-03-12	4.0	<ul style="list-style-type: none"> • Added "Lot 500 and above" • Warnings and Precautions: <ul style="list-style-type: none"> ○ Added bullets regarding Emergency Use Authorization ○ Updated Precaution statements to align with the Safety Data Sheets • Control Storage, Preparation and Handling: changed to frozen

The change bars indicate the position of a technical amendment to the text with respect to the previous version of the document.

When this Instructions For Use is replaced, sign and date below and retain as specified by local regulations or laboratory policies, as appropriate.

Signature _____

Obsolete Date _____

CoV2T

VITROS[®]
Immunodiagnostic

INSTRUCTIONS FOR USE

Revision History

Conditions of supply: all supplies are made subject to the standard terms and conditions of Ortho Clinical Diagnostics or its distributors. Copies of these are available on request.

Distributed in the US by:
Ortho-Clinical Diagnostics, Inc.
100 Indigo Creek Drive
Rochester, NY 14626 USA



Ortho-Clinical Diagnostics
Felindre Meadows
Pencoed
Bridgend
CF35 5PZ
United Kingdom

VITROS is a registered trademark of Ortho Clinical Diagnostics.
© Ortho Clinical Diagnostics, 2020-2021

Ortho Clinical Diagnostics

Rx Only

For EUA Only

IVD

Printed Instructions for Use may be requested
at no charge at 1 800 421 3311.

This is not the full Instructions for Use.
The full Instructions for Use are available on
[https://techdocs.orthoclinicaldiagnostics.com/
TechDocs/TechDocSearch.aspx?tlID=0](https://techdocs.orthoclinicaldiagnostics.com/TechDocs/TechDocSearch.aspx?tlID=0)

This test has not been FDA cleared or approved, but has been authorized for
emergency use by FDA under an EUA for use by authorized laboratories.

This test has been authorized only for detecting Total antibodies against SARS-CoV-2,
not for any other viruses or pathogens.

The emergency use of this test is only authorized for the duration of the declaration
that circumstances exist justifying the authorization of emergency use of *in vitro*
diagnostics for detection and/or diagnosis of COVID-19 under Section 564(b)(1) of
the Federal Food, Drug and Cosmetic Act, 21 U.S.C. § 360bbb-3 (b)(1), unless the
declaration is terminated or authorization is revoked sooner.

Product codes: 6199922, 6199923

Issued March 2021
PIGEM1293EUA/J68787

Obtaining Printed Instruction for Use Free of Charge

Dear Valued Customer,

Thank you for your order. Below is information on how to obtain printed Instructions for Use (IFU), free of charge.

- This same information will also be included with each calibrator kit.
 - IVD, Rx-only, For use under the Emergency Use Authorization (EUA) only
 - Please contact our Ortho Care™ Technical Solutions Center 1-800-421-3311 if you require a printed copy of the Instructions for Use, free of charge.
 - This is not the Instructions for Use. Full product Instructions for Use can be obtained free of charge from our website:
<https://techdocs.orthoclinicaldiagnostics.com/TechDocs/TechDocSearch.aspx?tID=0>, which is the official source of information for all VITROS Products.

- This test has not been FDA cleared or approved but has been authorized for emergency use by FDA under an EUA for use by authorized laboratories certified under CLIA, that meet requirements to perform moderate or high complexity tests.

- The **VITROS® Immunodiagnostic Products Anti-SARS-CoV-2 Total Reagent Pack** and **VITROS® Immunodiagnostic Products Anti-SARS-CoV-2 IgG Reagent Pack** tests have been authorized only for detecting Total or IgG antibodies respectively, against SARS-CoV-2, not for any other viruses or pathogens.

- The emergency use of this test is only authorized for the duration of the declaration that circumstances exist justifying the authorization of emergency use of in vitro diagnostics for detection and/or diagnosis of COVID-19 under Section 564(b)(1) of the Federal Food, Drug and Cosmetic Act, 21 U.S.C. § 360bbb3(b)(1), unless the declaration is terminated or authorization is revoked sooner.

**Contact
Information**

If you have any questions, please contact our Ortho Care™ Technical Solutions Center at 1-800-421-3311.
