

PROFESSIONAL GRADE DELIVERS A NEW STANDARD

THE ALL-NEW 2014 SIERRA

GMC





ONE HUNDRED YEARS of continuous innovation results from a steadfast refusal to engineer anything less than Professional Grade trucks. From the very beginning, GMC has been dedicated to the highest standards of design and engineering. That's why we've taken refinement, performance and ingenuity to an entirely new level of precision—introducing the re-engineered 2014 GMC Sierra.

SIERRA 1500 CREW CAB SLT IN IRIDIUM METALLIC shown with available equipment. Information Provided by



Available this summer. Preproduction model shown. Production models may vary.

2014 GMC SIERRA. Like you, the new Sierra turns obstacles into achievements, constantly making easy work of your hardest jobs. Enter the cabin and you'll find it as accommodating as it is supportive. Out on the road, you'll be rewarded with a system of engine technologies that produces robust power with ruthless efficiency. Even the cargo box is redesigned to make it easier to use and more versatile. Surrounding everything is a body engineered to direct and manage airflow. All together, this makes the new Sierra the truck you've always needed. Conveniently, it also makes it the one you've always wanted.



INTERIOR

- 4 CABIN DESIGN
- 6 COMMAND CENTRE
- 8 DRIVER TECHNOLOGIES

EXTERIOR

- 10 FORM & FUNCTION
- 12 SMART SOLUTIONS
- 14 STRUCTURAL INTEGRITY

PERFORMANCE

- 16 ENGINE TECHNOLOGIES
- 18 HANDLING DYNAMICS
- 20 SUSPENSION SYSTEMS

DETAILS

- 22 WHEELS
- 23 COLOUR & TRIM
- 24 ACCESSORIES
- 29 EQUIPMENT OPTIONS



SIERRA 1500 CREW CAB SLT IN IRIDIUM METALLIC shown with available equipment.

I N T E R I O R

YOU WON'T HEAR A QUIETER PICKUP.

When you're always pushing the limits of what's possible, you relish breaking through new barriers. That's exactly what we've accomplished with Sierra, achieving new standards for just how quiet a truck can be. You won't experience a quieter full-size pickup, thanks to the seamless integration of engineering and design details such as exterior aerodynamics, triple door seals, sound-absorbing materials and engine exhaust valving. Climb into Sierra and your desire for comfort is immediately met by new highly supportive seats, while premium materials like available leather-appointed seating and real aluminum trim surround you in purposeful style. You'll also find convenient and generous storage options so everything is at your fingertips.

A COMFORTABLY QUIET INTERIOR, ESPECIALLY WHEN CONDITIONS ARE ANYTHING BUT.



PREMIUM MATERIALS Setting a design standard for truck interiors means SLE and SLT models surround you with attractive, durable materials. On select models, the instrument panel provides a new premium, soft-touch feel, real aluminum trim and contrasting stitching that gives the interior an overall contemporary and finished appearance. Purposeful design also means crafting door trim panels that look good and are made from a material that is reinforced to stand up to everyday wear and tear.



COMFORTABLE SEATS Hard work shouldn't be without its comforts. That's why the seats in Sierra feature a new sculpted design and also provide lasting comfort with dual-firmness foam. This ensures they retain their shape over time, reducing driver and passenger fatigue. The seats are also smart, thanks to the new available Driver Alert Package. The driver's seat vibrates depending on inputs from the Forward Collision Alert and Lane Departure Warning. See page 9 to learn more.



GENEROUS STORAGE We understand that Sierra may be your mobile office. GMC designers kept that in mind when constructing the new available centre floor console. It's been designed to help maximize space. Movable cupholders provide flexibility, and two cavernous storage bins offer enough room to accommodate your hanging files. You'll also appreciate the convenience of easy "grab and go" storage pockets integrated into the doors so everything you need is at your fingertips.



EASIER ACCESS Sierra has always been easy to get into. But now, we've improved rear-seat comfort and access by adding nearly 51 mm (2 inches) of leg room on Crew Cabs. Getting in and out of the rear seat of the Double Cab is also easier in tight places, thanks to new forward-hinged rear doors. On both models, the rear doors are bigger to provide easy entry to and exit from the second row. This was accomplished without enlarging the cabin, but by cleverly using the existing space.



SIERRA 1500 CREW CAB SLT IN JET BLACK shown with available equipment.





A COMMAND CENTRE THAT ACTUALLY COMMANDS YOUR ATTENTION.

GMC design has a decidedly practical side evidenced by the all-new instrument panel. It's arranged to put controls where they're more visible and easily accessible. In fact, all knobs and buttons are larger to accommodate gloved hands, while gauges are easier to read and LED back-lit. Opt for the available bucket seats with centre console and never be far from a convenient power supply: five USB ports,¹ four auxiliary power outlets and a new available 110-volt outlet keep first- and second-row passengers connected and powered up. Plus, there's a spot designed specifically for cellphone storage.

SIERRA 1500 CREW CAB SLT IN JET BLACK shown with available equipment.

¹Not compatible with all devices.

AN INSTRUMENT PANEL DESIGNED WITH THE BELIEF
THAT A CRAFTSMAN IS ONLY AS GOOD AS HIS TOOLS.



PERSONALIZED ENTERTAINMENT Sierra offers the new available GMC 203 mm (8-in.) diagonal Colour Touch Radio with IntelliLink¹. Featuring a full-colour screen, IntelliLink also adds hands-free voice-activated control of your communication and entertainment selections. Stream Internet radio² through your smartphone or sync your MP3 music library. My Media connects media libraries from multiple devices in the truck. Customizable Favourites lets you save albums, songs, artists, destinations and contacts. You can even store frequently used phone contacts for quick access.



VOICE AND TOUCH-SCREEN NAVIGATION In response to your enhanced-speech voice or touch commands, Sierra's available Navigation System³ displays 2-D or 3-D map graphics on the 203 mm (8-in.) diagonal centre-mounted screen. Voice commands allow you to input your destinations or recall stored media. The large screen also serves as your monitor for the available Rear Vision Camera that helps when you're backing up or hitching a trailer.



STEERING-WHEEL-MOUNTED CONTROLS Keeping your eyes on the road, you can activate available Bluetooth^{®4} phone controls with your fingertips. The system simply links your compatible Bluetooth device to Sierra's audio system. Start a call, adjust volume with voice commands and listen to your call through the audio system using steering-wheel-mounted controls. You can also play audio and manage most search functions from compatible and connected media devices using other available steering-wheel controls.

SAFETY ALERT TECHNOLOGIES The best way to handle a collision is to avoid it. That's why Sierra is the first full-size pickup to offer the new available Driver Alert Package. Forward Collision Alert (FCA) warns you when you're rapidly approaching another vehicle and it appears a collision is imminent. Lane Departure Warning (LDW) alerts you if you wander from your lane without using your turn signal. Both provide a visual alert and allow you to choose from additional audible signals, or the new Safety Alert Driver Seat uses vibrations to warn you. With LDW, either the left or right side of the driver's seat vibrates depending on the direction of the lane drift, while FCA signals both sides of the seat to vibrate.



DRIVER INFORMATION CENTRE To make important information easy to comprehend at a glance, GMC designers created a new available 107 mm (4.2-in.) diagonal colour Driver Information Centre (DIC) with improved gauge placement. Even certain radio information can now be displayed in the DIC. The DIC's menu can be navigated with steering-wheel controls. Driver alerts are also clearly displayed.

¹IntelliLink functionality varies by model. Full functionality requires compatible Bluetooth and smartphone and USB connectivity for some devices. Visit intellilink.gmc.gm.ca for more details. ²Data plan rates apply. ³At time of printing, detailed map coverage is available for most urban areas of the United States and for certain metropolitan areas of Canada (Vancouver, Calgary, Edmonton, Winnipeg, Windsor, London, Toronto, Ottawa, Montreal, Quebec City and Halifax). Coverage is significantly limited outside these areas. ⁴Not compatible with all devices.

E X T E R I O R

MAKING A POWERFUL STATEMENT.

From drawing board to reality, GMC designers have given new meaning to what Professional Grade looks like. The challenge was to evolve Sierra's already classically strong character into a look powerful enough to be worthy of an all-new Sierra. From a new three-dimensional grille, bold, sculpted lines race up the rake of the windshield and around the wheel wells, wrapping Sierra's advanced engineering in a body that's equally purposeful and precise. Its refined aerodynamics help reduce wind noise and decrease fuel consumption.¹ Sierra comes ready, willing and able with solutions for any challenge; even the cargo box is designed to help you work smarter. The new Sierra turns a job worth doing into one worth doing well.

¹2014 Sierra 1500 5.3L EcoTec3 engine equipped with a 6-speed automatic transmission has a fuel-consumption rating of 13.0L/100 km city and 8.7L/100 km hwy 2WD and 13.3L/100 km city and 9.0L/100 km hwy 4WD. Ratings for 4.3L and 6.2L EcoTec3 engines not yet available. Fuel consumption based on GM testing in accordance with approved Transport Canada test methods. Your actual fuel consumption may vary.



POPULAR WISDOM SAYS YOU CAN'T JUDGE A BOOK BY ITS COVER. WE SAY GO RIGHT AHEAD.

STYLING WITH A PURPOSE The styling of the new Sierra was crafted with the purpose of commanding plenty of attention. This is accomplished with strong, muscular lines and distinctive curves. Even the way the wheel arch mouldings are tightly integrated into the fenders helps protect the finish against chipping from stones and debris. The design also does a clever job of managing airflow.

SIGNATURE LIGHTING In a GMC pickup first, Sierra introduces a new projector-beam headlamp fully integrated into the grille surround. The headlamps create a bold, distinctive appearance, further enhanced with available LED signature lighting (standard on SLT).

ENGINEERED AIRFLOW Managing and optimizing airflow to put it to work for your benefit is an achievement shared by GMC engineers and designers. The new dimensional grille captures a larger portion of air to help cool the engine. Now, only air necessary for cooling is directed into the engine compartment, while the rest flows smoothly around the truck. Sierra's sculpted styling also serves the purpose of reducing wind noise to create a quieter cabin. The resulting lower drag coefficient also decreases Sierra's fuel consumption.¹

AEROSPAT Air deflectors are now located in front of the rear tires to direct air around the wheel openings to help reduce turbulence and drag. The result is a more efficient driving experience.




SIERRA 1500 DOUBLE CAB WITH AVAILABLE ALL-TERRAIN PACKAGE IN QUICKSILVER METALLIC shown with available equipment.

¹2014 Sierra 1500 5.3L EcoTec3 engine equipped with 6-speed automatic transmission has a fuel consumption rating of 13.0L/100 km city and 9.7L/100 km hwy 2WD and 13.4L/100 km city and 9.0L/100 km hwy 4WD. Ratings for 4.3L and 6.2L EcoTec3 engines not yet available. Fuel consumption based on GM testing in accordance with approved Transport Canada test methods. Your actual fuel consumption may vary.



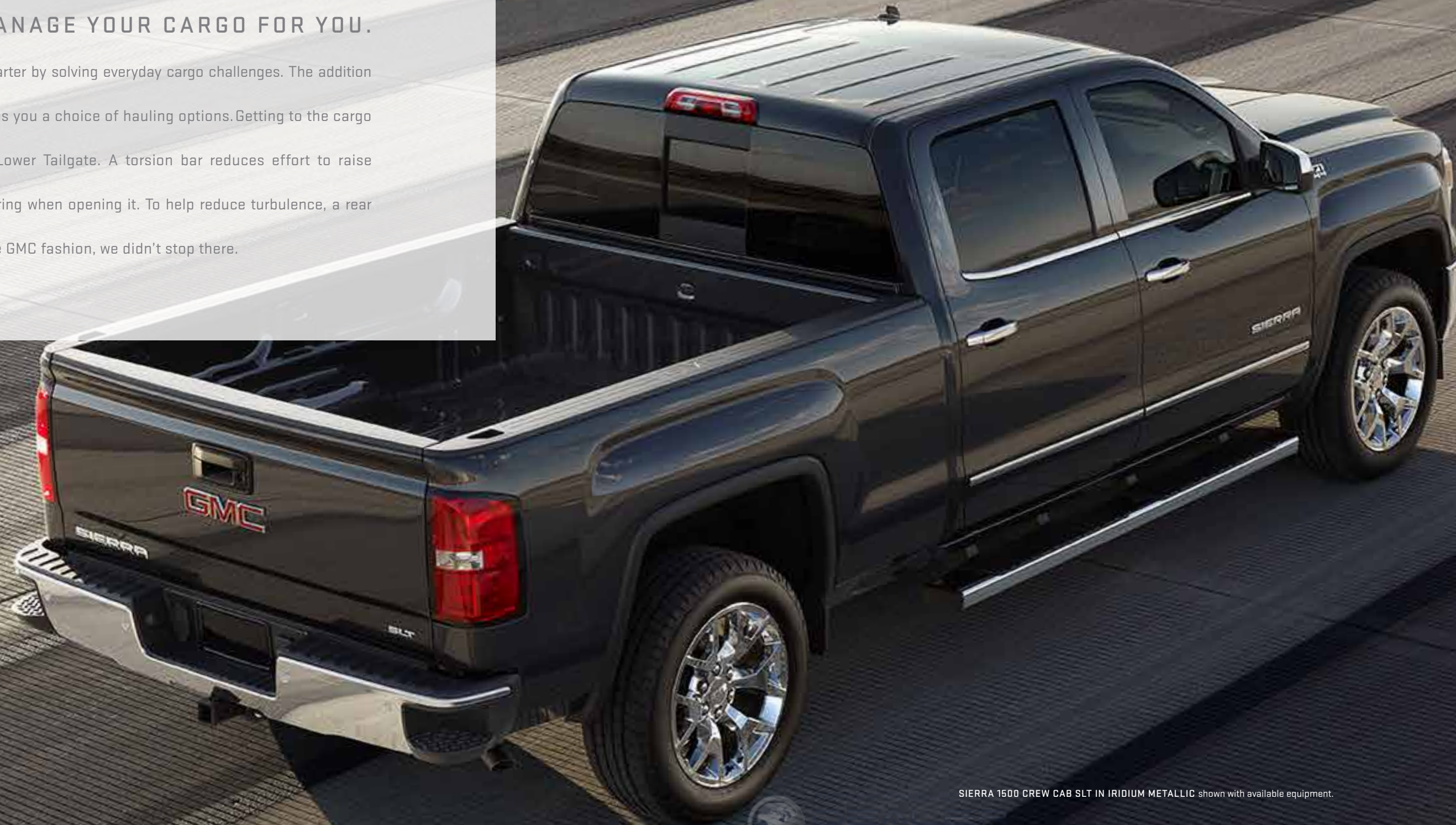
DESIGNED TO THROW AIR A CURVE.



SIERRA 1500 CREW CAB SLT IN IRIDIUM METALLIC shown with available equipment.

A TRUCK SMART ENOUGH TO MANAGE YOUR CARGO FOR YOU.

You already work hard. The 2014 Sierra helps you work smarter by solving everyday cargo challenges. The addition of the new available 6'6" cargo box on Crew Cab now gives you a choice of hauling options. Getting to the cargo box is now easier with the new available EZ-Lift and Lower Tailgate. A torsion bar reduces effort to raise the tailgate, and a rotary damper allows for gradual lowering when opening it. To help reduce turbulence, a rear spoiler is integrated into the top of the tailgate. But in true GMC fashion, we didn't stop there.



SIERRA 1500 CREW CAB SLT IN IRIDIUM METALLIC shown with available equipment.

WE'VE REMADE THE BOX

In the new Sierra, easy-to-use cargo solutions are fully integrated to anticipate your needs long before you do. It starts with simple, yet all-too-important elements like rail protectors at the top of the box and the tailgate to help prevent damage load after load.



UNDER-RAIL BOX LIGHTS Available LED lights are conveniently positioned under each cargo box rail to make it easier to load or unload at night, or when the box is enclosed by a tonneau cover.

MOVABLE TIE-DOWN HOOKS Four new patented, load-bearing upper tie-down hooks are standard. Rated at 113 kg (250 lbs.) each, they can be repositioned in several places around the box depending on the cargo being secured.



CORNERSTEP REAR BUMPER Integrated into the corners on most models, these new bumper steps make it easy to access the cargo box. The deep tread of the step is designed to accommodate large steel-toed boots.

MEET THE NEW FACE OF PROFESSIONAL GRADE.



SIERRA 1500 DOUBLE CAB SLT WITH AVAILABLE ALL-TERRAIN PACKAGE IN QUICKSILVER METALLIC shown with available equipment.

SIERRA ALL-TERRAIN To keep going even when the pavement ends, Sierra, with the available All-Terrain Package, includes the Z71 Off-Road Suspension, Hill Descent Control and adds off-road founce bumpers, a high-capacity air cleaner, underbody shield protection and Rancho® Tenneco® shocks. Further enhancing its unique appearance are a body-coloured grille and bumpers, 18" chrome aluminum wheels and a carbon-fibre-inspired interior.



OPEN-DOOR POLICY The new Sierra Double Cab features forward-hinged rear doors to help improve access and reduce wind noise. To quiet the interior further, all Sierra models feature new triple door seals and an inlaid door design to fit the doors precisely into the body.



CARRY A TON. COMFORTABLY. The 2014 Sierra is strong, thanks to meticulous attention to detail throughout its body structure. It's strong enough to produce a new maximum payload of 907 kg (1 ton),¹ as well as a best-in-class trailer weight rating of up to 5216 kg (11,500 lbs.)² Providing the ultimate support is a hydroformed, boxed, high-strength steel frame. Connecting the body to the frame are new shear and redesigned hydraulic body mounts. They work together to help manage side-to-side and up-and-down vibrations. You'll enjoy improved comfort and a smoother, quieter ride.

provided by:
VALER
PROCESS

¹Requires Max Trailering Package. Late availability. Maximum payload capacity includes weight of driver, passengers, optional equipment and cargo. ²Requires Sierra Double Cab 2WD with 5.3L EcoTec3 engine and Max Trailering Package. Summer availability. Maximum trailer weight ratings are calculated assuming a base vehicle, except for any option(s) necessary to achieve the rating, plus driver. The weight of other optional equipment, passengers and cargo will reduce the maximum trailer weight your vehicle can tow. Comparison based on wardsauto.com 2013 Large Pickup segment and latest competitive data available. Excludes other GM vehicles.

P E R F O R M A N C E

THE BEST FUEL ECONOMY OF ANY V8 PICKUP, AND EVEN SOME V6s.¹

The all-new Sierra EcoTec3 engine family features GMC's latest technologies:

Direct Injection (DI), Active Fuel Management (AFM) and continuously Variable

Valve Timing (VVT) to deliver power when needed and fuel efficiency¹ when

less power is called for. No other competitive pickup offers these standard

technologies in all its engines: 4.3L V6, 5.3L V8 and 6.2L V8. In fact, the

5.3L V8 generates 355 hp, 383 lb-ft of torque and offers the best V8 highway

fuel-consumption rating.¹ Additional innovations include Deceleration Fuel

Cutoff, which automatically shuts off fuel when you lift off the accelerator,

and Jet-Spray Piston Cooling that injects pressurized oil under the pistons

and on cylinder walls for reduced piston temperature to help maximize

power. Translating all of Sierra's power and torque is our proven electronically

controlled Hydra-Matic 6-speed automatic transmission.

¹2014 Sierra 1500 5.3L EcoTec3 engine equipped with a 6-speed automatic transmission has a fuel-consumption rating of 13.0L/100 km city and 8.7L/100 km hwy 2WD and 13.3L/100 km city and 9.0L/100 km hwy 4WD. Ratings for 4.3L and 6.2L EcoTec3 engines not yet available. Fuel consumption based on GM testing in accordance with approved Transport Canada test methods. Your actual fuel consumption may vary.



EcoTec3 = MORE POWER WITH LESS ENERGY, THAT'S OUR BIG BANG THEORY.

DIRECT INJECTION For precise fuel distribution and fast, efficient combustion, all engines benefit from DI technology. The system moves the fuel closer to the ignition point in the engine—the combustion chamber. By injecting fuel at over 13,790 kPa (2000 psi), the air and fuel mix more completely. This helps the charge to burn fast for crisp throttle response and maximized combustion efficiency at cruising speeds.



ACTIVE FUEL MANAGEMENT By sensing load and demand, AFM decreases fuel consumption¹ by activating or deactivating cylinders (two on the V6 and four on the V8). Under high-demand conditions, such as at high speeds or when loads demand more power, the valve's switching mechanism is depressurized, re-engaging the cylinder and restoring full power—without you ever noticing the transition.



VARIABLE VALVE TIMING For responsiveness in low-speed city driving and bold power for open-road passing or trailering, all Sierra engines feature continuously VVT. It monitors and adjusts valve open and close points for near-peak levels of torque across the entire range of engine speeds. A unique dual-equal phaser adjusts the camshaft timing for both intake and exhaust valves.



¹2014 Sierra 1500 5.3L EcoTec3 engine equipped with a 6-speed automatic transmission has a fuel-consumption rating of 13.0L/100 km city and 8.7L/100 km hwy 2WD and 13.3L/100 km city and 9.0L/100 km hwy 4WD. Ratings for 4.3L and 6.2L EcoTec3 engines not yet available. Fuel consumption based on GM testing in accordance with approved Transport Canada test methods. Your actual fuel consumption may vary.

INSTANTANEOUS RESPONSE Electronic Throttle Control plays a key role in optimizing DI, AFM and VVT. A sensor measures pedal position, signaling the throttle to open at the precise rate and angle.

KEEPS ITS COOL A new composite intake manifold reduces mass and helps thermally isolate air from under-hood heat. This improves volumetric efficiency (power and torque) during hot conditions.

PERFORMANCE HARMONY The new plenum design delivers the precise balance of power and torque. Manifold geometry was analyzed to develop robust combustion for maximum performance.



RIDE. HANDLED.

ONE WITH THE ROAD This is where every single aerodynamic, power, torque and handling innovation engineered into Sierra meets the pavement. That's why new 12.7 mm-wider (half-inch) 17-, 18- and 20-inch wheels provide greater on-centre feel and crisper control during subtle steering movements.

MAINTAINING CONTROL StabiliTrak, an electronic stability control system, helps improve stability by detecting and reducing traction loss. It senses when Sierra is not responding to steering inputs, adjusting engine speed and applying brake pressure to any individual wheel to help maintain directional control. For rollover mitigation, StabiliTrak anticipates a vehicle "tip up" situation, rapidly braking to help reduce lateral forces and the likelihood of a rollover.



HILL DESCENT CONTROL Activated by pushing a button within easy reach on the instrument panel, Hill Descent Control, included on Z71 models, uses antilock braking to provide a smooth and controlled hill descent in rough terrain without you having to touch the brake pedal.



HILL START ASSIST Sensors automatically detect when Sierra is on a 5 percent grade or more. It holds the brakes for up to 3 seconds or until the accelerator is pressed, preventing rollback. It is most effective when trailering, giving you time to switch from the brake to the accelerator without rolling.



TOW/HAUL MODE To give you even more power to accelerate when trailering or hauling heavy loads, Tow/Haul mode raises transmission upshift points. This feature also helps you slow Sierra by raising downshift points, which use engine compression to slow your Sierra instead of merely braking.



TRAILER BRAKE CONTROLLER For fingertip control and easy monitoring of your trailer brakes, Sierra offers an available integrated trailer brake controller. Now conveniently located to the left of the steering wheel, it even displays the level of brake force or "gain" in the Driver Information Centre.

CORROSION-RESISTANT DURALIFE BRAKE ROTORS

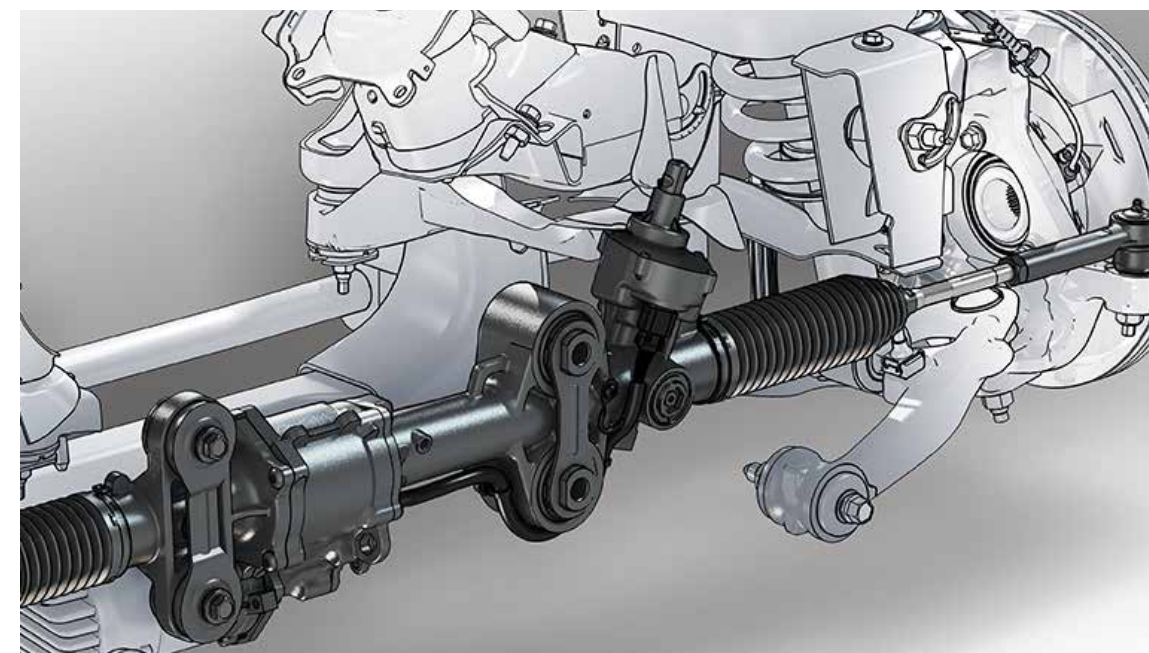

To reinvent the brake rotor, GMC engineers used Ferritic Nitro-Carburizing (FNC) technology, which can double rotor life. FNC is a patented GM-exclusive corrosion protection process designed to prolong rotor life by hardening the rotor surface. It provides protection against rust to help prevent steering-wheel shudder when applying the brakes.

PRECISION MOVEMENT

A Sierra is crafted from thousands of components, yet their sheer brilliance comes from how they seamlessly work in unison. Precise integration of tires, wheels, chassis, suspension, steering, braking and axles helps provide greater command and control of your Sierra. For the all-new Sierra, the challenge was far from simple. Engineers were asked to reduce weight to transfer increased engine output to the road and build upon Sierra's already impressive ride and handling qualities, all without diminishing its legendary power, capability and durability. The successful result epitomizes the GMC philosophy that just being good enough is never enough—there are always new goals to overachieve.

COIL-OVER-SHOCK FRONT SUSPENSION

This fully independent system is precisely tuned for improved handling. The front shock module has been enhanced to increase road isolation in response to even smaller vibration inputs. A thicker spring isolator and a higher spring rate produce a more controlled ride. The new 34 mm (1.3-in.) hollow stabilizer bar reduces weight without sacrificing vehicle stability.



ELECTRIC RACK-AND-PINION STEERING The new electric variable assist power rack-and-pinion steering system on Sierra decreases fuel consumption¹ versus engine-powered systems. The variable assist is tuned to provide less assist at highway speeds for a solid on-centre feel, and more assist for less steering effort when you're manoeuvring in tight spaces.



DISTRIBUTION OF POWER Sierra's increased horsepower and torque call for an enhanced way to transmit that power to the pavement. That's why the rear axle features a larger 241 mm (9.5-in.) ring gear on the VBs, and the redesigned rear axles are now stronger and beefier to handle the increased power capacity. This robust axle design also provides improved durability.



Information Provided by
DEALER
E-PROCESS

2014 Sierra 1500 5.3L EcoTec3 engine equipped with a 6-speed automatic transmission has a fuel-consumption rating of 13.0L/100 km city and 8.7L/100 km hwy 2WD and 13.3L/100 km city and 9.0L/100 km hwy 4WD. Ratings for 4.3L and 6.2L EcoTec3 engines not yet available. Fuel consumption based on GM testing in accordance with approved Transport Canada test methods. Your actual fuel consumption may vary.

DETAILS NOW IT'S PERSONAL.

At GMC, our engineers and designers put all of their ingenuity into crafting the most advanced Sierra ever. Now it's your turn to pick the exterior and interior colours, premium materials and wheel style you like most. You can also select the Professional Grade accessories that will help personalize Sierra just the way you like it. And discover how more than 6 million drivers stay safe, connected and heading in the right direction with OnStar®¹ (with service standard for 6 months).

¹Visit onstar.ca for coverage map, details and system limitations. After complimentary trial period, an active OnStar service plan is required.



SET YOUR SIERRA APART.

A selection of stylish GMC wheels in a range of sizes is available to help tailor Sierra to your personal style.

- 1

17" Painted steel • RD6
Standard: Sierra
- 2

17" Stainless-steel clad • RD7
Available: Sierra with Sierra Appearance Package only
- 3

17" Bright machined • Q5W
Standard: SLE
- 4

18" Bright machined • UHN
Available: SLE with Z71 Off-Road Suspension Package or Max Trailering Package
- 5

20" Chrome aluminum • NZM
Available: SLT and SLT with SLT Premium Package or Z71 Off-Road Suspension Package
- 6

18" Polished aluminum • RCW
Standard: SLT
- 7

20" Ultra-bright machined • RD3
Available: SLE or SLE with Z71 Off-Road Suspension Package
- 8


















18" Chrome aluminum • RT5
Standard: SLE and SLT with All-Terrain Package
- 9

20" Ultra-bright machined aluminum with Dark Argent painted accents • NZH
Available: SLE and SLT with All-Terrain Package

See your GMC dealer for more wheel details.



INTERIOR MATERIALS

	ACCENTS			INTERIOR COLOURS AND SEATING SURFACES										ALL-TERRAIN PACKAGE			
																	
TRIM	—	—	—	—	—	—	●	○	—	—	—	—	—	—	—	—	—
SIERRA	●	● ¹	● ²	●	○	—	●	—	—	—	●	—	—	●	●	●	—
SLE	●	● ¹	● ²	—	●	○	—	—	●	○	—	●	○	●	●	—	●
KEY ● STANDARD ○ AVAILABLE — NOT AVAILABLE																	
NOTE: SLE and SLT are offered in 3 standard seating colour choices. ¹ Included with Cocoa/Dune interior colour only. ² Included with Jet Black and Jet Black/Dark Ash interior colour only.																	

EXTERIOR COLOURS

Cobalt Blue Metallic ³	Onyx Black	Quicksilver Metallic	Summit White	Fire Red ³	Bronze Alloy Metallic ³
Iridium Metallic	Sonoma Red Metallic	Stealth Gray Metallic	White Diamond Tricoat ⁴		

³Not available with All-Terrain Package. See your GMC dealer for more exterior colour details.
⁴Not available with Sierra trim. Additional charge, premium paint.

For more information, visit us at gm.ca.

ACCESSORIES Engineered to the same Professional Grade standards

as your Sierra, GMC Accessories range from functional enhancements like

assist steps and bed management systems to stylish wheels and accents.



1 SOFT TONNEAU COVER A roll-up soft folding tonneau with integrated crossbows shields cargo and allows full access to the bed. The cover also helps protect the bed itself from debris and harsh weather conditions.

2 ASSIST STEPS Make it easier to get in and out of your truck with these stylish steps. The 152 mm (6-in.) oval are aluminum and the 102 mm (4-in.) round are stainless steel. Both are rust-resistant and available in either chrome or black powder coat.

3 22" ACCESSORY WHEELS Stand out from the crowd with these factory-engineered and -approved wheels from GMC Accessories.¹ All wheels feature a brilliant, durable finish and are available with matching lugs and GMC logo centre caps.

4 CHROME RECOVERY HOOKS Add functionality and enhance the appearance of your Sierra with chrome Recovery Hooks. These front hooks are for vehicle recovery only. For more information, see your GMC Owner's Manual.

ACCESSORY WHEELS¹ To lend your own personal look to Sierra, choose from a range of wheels in a variety of finishes and styles.



22" 7-Spoke
Silver Wheel (SF1)



22" 6-Spoke
Chrome Wheel (SEZ)



22" 5-Spoke
UBM/Hi Gloss
Black Wheel (SEW)



22" 6-Spoke
Silver Wheel
with UBM (SFD)



22" 7-Spoke
Silver Wheel with
Black Inserts (RX1)



22" 6-Spoke
Chrome Wheel (SEY)



22" 6-Spoke
Black Wheel (SEV)



22" 7-Spoke
Silver Wheel with
Chrome Inserts (RXN)

¹Use only GM-approved tire and wheel combinations. Unapproved combinations may change the vehicle's performance characteristics. For approved tire and wheel combinations and other important information, go to gm.ca or see your GMC dealer for details.



CHROME FUEL DOOR Add a distinct personality to the exterior of your Sierra with this stylish dealer-installed chrome fuel door.



CHROME TAILGATE HANDLE To help distinguish your Sierra, this good-looking chrome tailgate handle helps set off the tailgate.



CHROME EXHAUST TIPS These polished exhaust tips add a sporty appearance to your Sierra and feature the GMC logo.



ALL-WEATHER FLOOR MATS Be prepared for all conditions with these premium all-weather floor mats. Their deep-ribbed pattern collects debris.

ONSTAR®

The level of convenience and safety provided by the various features available through OnStar¹ offers powerfully simple connectivity and peace of mind. To place this capability at your fingertips, Sierra is available with a 6-month trial subscription to the OnStar Directions & Connections Plan. This plan includes:



COMMUNICATIONS • OnStar RemoteLink¹ Key Fob Services²

• OnStar RemoteLink Mobile App³ • Hands-Free Calling with voice-activated dialing

DIAGNOSTICS • OnStar Vehicle Diagnostics

NAVIGATION • Turn-By-Turn Navigation • Destination Download

CONFIDENCE • Stolen Vehicle Assistance • Roadside Assistance

• Remote Door Unlock • Remote Horn and Lights • Crisis Assist

• Emergency Services Link • Automatic Crash Response

¹Visit onstar.ca for coverage map, details and system limitations. Services vary by model and conditions. OnStar acts as a link to existing emergency service providers. Not all vehicles may transmit all crash data. After complimentary trial period, an active OnStar service plan is required. ²Access available for 5 years from date of vehicle delivery and is transferable. Does not include any emergency services or other OnStar services. To cancel OnStar RemoteLink Key Fob Services or if your vehicle is sold, it is important to contact an OnStar Advisor. ³Available on select Apple®, Android™ and BlackBerry® devices. Services vary by device, vehicle and conditions. Requires active OnStar service plan.

SIERRA SPECIFICATIONS

DIMENSIONS ⁴			
CARGO DIMENSIONS	SHORT BOX	STANDARD BOX	LONG BOX
Cargo Volume	1512L [53.4 cu. ft.]	1728L [61.0 cu. ft.]	2162L [76.3 cu. ft.]
Inside Width at Floor	1296 mm [51.0"]	1296 mm [51.0"]	1296 mm [51.0"]
Box Length at Floor	1761 mm [69.3"]	2004 mm [78.9"]	2484 mm [97.8"]
EXTERIOR DIMENSIONS	REGULAR CAB	DOUBLE CAB	CREW CAB
Height	1867-1883 mm [73.5-74.1"]	1877 mm [73.9"]	1873-1877 mm [73.7-73.9"]
Overall Length			
Short Box	–	–	5829 mm [229.5"]
Standard Box	5207 mm [205.0"]	5829 mm [229.5"]	6071 mm [239.0"]
Long Box	5687 mm [223.9"]	–	–
WHEELBASE	REGULAR CAB	DOUBLE CAB	CREW CAB
Short Box	–	–	3645 mm [143.5"]
Standard Box	3023 mm [119.0"]	3645 mm [143.5"]	3886 mm [153.0"]
Long Box	3378 mm [133.0"]	–	–

STANDARD TECHNICAL DATA		
Series / Drive Type	1500 / 2WD	1500 / 4WD
BRAKES		
All models: Power 4-wheel antilock braking system	Front disc/rear disc (w/Duralife rotors)	Front disc/rear disc (w/Duralife rotors)
STEERING		
	Electric power rack-and-pinion with variable assist	Electric power rack-and-pinion with variable assist
FUEL TANK CAPACITY (approx.)		
	[Short/Standard/Long Box]	
Litres	98.4/98.4/128.7	98.4/98.4/128.7
Imperial Gallons	21.6/21.6/28.3	21.6/21.6/28.3
ALTERNATOR [amps]	150	150
GVWR ⁵ [Gross Vehicle Weight Rating]		
Regular Cab	2948-3084 kg [6500-6800 lbs.]	3039-3175 kg [6700-7000 lbs.]
Double Cab	3130-3266 kg [6900-7200 lbs.]	3221-3266 kg [7100-7200 lbs.]
Crew Cab	3130-3266 kg [6900-7200 lbs.]	3221-3266 kg [7100-7200 lbs.]

SIERRA 1500 SPECIFICATIONS			
ENGINES			
	EcoTec3 4.3L V6 VVT DI AFM/FlexFuel Aluminum Block (LV3)	EcoTec3 5.3L V8 VVT DI AFM/FlexFuel Aluminum Block (LB3)	EcoTec3 6.2L V8 VVT DI AFM Aluminum Block (LB6)
CAPACITY	4.3 litres (262 cu.in.)	5.3 litres (325 cu.in.)	6.2 litres (376 cu.in.)
SAE NET HORSEPOWER @ RPM	285@5300	355@5600 87 octane gasoline 380@5600 E85	NOTE: The 6.2L engine as well as its specifications will be available this fall. Please see your GMC dealer for more information.
SAE NET TORQUE @ RPM (LB-FT)	305@3900	383@4100 87 octane gasoline 416@4100 E85	
ENGINE / MODEL AVAILABILITY			
Regular Cab, Standard Box	●	○	–
Regular Cab, Long Box	●	○	–
Double Cab, Standard Box	●	○	○
Crew Cab, Short Box	●	○	○
Crew Cab, Standard Box	●	○	○
FUEL CONSUMPTION (Litres per 100 km city/hwy)			
2WD	Estimates not yet available.	13.0/8.7	Estimates not yet available.
4WD	Estimates not yet available.	13.3/9.0	Estimates not yet available.
TRANSMISSION	1500: Electronically controlled 6-speed automatic transmission with overdrive, electronic engine grade braking and Tow/Haul mode		

SIERRA 1500 SUSPENSIONS ⁶			
FRONT SUSPENSION COIL-OVER-SHOCK		REAR SUSPENSION SEMI-ELLIPTICAL 2-STAGE MULTILEAF SPRINGS	
FRONT AXLE/SPRING CAPACITY	2WD [Short/Standard/Long Box]	REAR AXLE/SPRING CAPACITY	2WD [Short/Standard/Long Box]
Regular Cab	– /1452/1497 kg [– /3200/3300 lbs.]	Regular Cab	– /1724/1792 kg [– /3800/3950 lbs.]
Double Cab	– /1633/– kg [– /3600/– lbs.]	Double Cab	– /1792/– kg [– /3950/– lbs.]
Crew Cab	1656/1656/– kg [3650/3650/– lbs.]	Double Cab with Max Trailering Package ⁷	– /1860/– kg [– /4100/– lbs.]
	1792/1792/– kg [3950/3950/– lbs.]	Crew Cab	1792/1792/– kg [3950/3950/– lbs.]
		Crew Cab with Max Trailering Package ⁷	1860/1860/– kg [4100/4100/– lbs.]

⁴Cargo and load capacity limited by weight and distribution. ⁵When properly equipped; includes weight of vehicle, passengers, cargo and equipment. ⁶Capacities and weight ratings are dependent on model, engine, transmission and GVWR combinations. See your GMC dealer for details. ⁷Late availability. See your GMC dealer for details.

FEATURES AND SPECIFICATIONS continued

PAYLOAD AND TRAILERING SPECIFICATIONS				
Model	Engine	Axle Ratio	Max Payload ¹ kg [lbs.]	Max Conventional Trailer ² kg [lbs.]
Regular Cab Standard Box	4.3L	3.23	947 [2088]	2903 [6400]
	5.3L	3.08	940 [2072]	3311 [7300]
	5.3L	3.42	940 [2072]	4216 [9300]
Regular Cab Standard Box	4.3L	3.42	947 [2088]	3266 [7200]
	5.3L	3.08	936 [2068]	3221 [7100]
	5.3L	3.42	938 [2068]	4126 [9100]
Regular Cab Long Box	4.3L	3.23	956 [2108]	2858 [6300]
	5.3L	3.08	953 [2102]	3266 [7200]
	5.3L	3.42	953 [2102]	4627 [10,200]
Regular Cab Long Box	4.3L	3.42	934 [2059]	3175 [7000]
	5.3L	3.08	931 [2053]	3130 [6900]
	5.3L	3.42	931 [2053]	4491 [9900]
Double Cab Standard Box	4.3L	3.23	914 [2015]	2722 [6000]
	5.3L	3.08	913 [2012]	3130 [6900]
	5.3L	3.42	913 [2012]	4491 [9900]
	5.3L	3.73 ³	953 [2101] ³	5216 [11,500] ³
Double Cab Standard Box	4.3L	3.42	894 [1971]	3039 [6700]
	5.3L	3.08	895 [1974]	2994 [6600]
	5.3L	3.42	895 [1974]	4355 [9600]
	5.3L	3.73 ³	846 [1865] ³	5080 [11,200] ³
Crew Cab Short Box	4.3L	3.23	877 [1933]	2676 [5900]
	5.3L	3.08	877 [1933]	3084 [6800]
	5.3L	3.42	877 [1933]	4445 [9800]
	5.3L	3.73 ³	910 [2007] ³	5171 [11,400] ³
Crew Cab Short Box	4.3L	3.42	878 [1936]	3039 [6700]
	5.3L	3.08	888 [1957]	2994 [6600]
	5.3L	3.42	888 [1957]	4355 [9600]
	5.3L	3.73 ³	830 [1830] ³	5080 [11,200] ³

PAYLOAD AND TRAILERING SPECIFICATIONS continued				
Model	Engine	Axle Ratio	Max Payload ¹ kg [lbs.]	Max Conventional Trailer ² kg [lbs.]
Crew Cab Standard Box	4.3L	3.23	850 [1875]	2631 [5800]
	5.3L	3.08	849 [1871]	3039 [6700]
	5.3L	3.42	849 [1871]	4400 [9700]
	5.3L	3.73 ³	883 [1947] ³	5126 [11,300] ³
Crew Cab Standard Box	4.3L	3.42	852 [1878]	2994 [6600]
	5.3L	3.08	854 [1883]	2948 [6500]
	5.3L	3.42	854 [1883]	4309 [9500]
4WD	5.3L	3.73 ³	794 [1751] ³	5035 [11,100] ³

SIERRA AXLE RATINGS AND PLOW WEIGHTS				
FRONT GROSS AXLE WEIGHT RATING [FGAWR] WITH SNOW PLOW PREP PACKAGE [4WD MODELS ONLY]				
BODY	ENGINE	ENGINE TYPE	1500 kg [lbs.]	
Regular Cab	4.3L	Gas	1792 [3950]	
	5.3L	Gas	1792 [3950]	

MAXIMUM PLOW WEIGHTS [4WD MODELS ONLY]				
BODY	ENGINE	ENGINE TYPE	1500 kg [lbs.]	
Regular Cab	4.3L	Gas	18/227 [40/500] ⁴	
	5.3L	Gas	18/227 [40/500] ⁴	

¹Maximum payload capacity includes weight of driver, passengers, optional equipment and cargo. ²Maximum trailer weight ratings are calculated assuming a base vehicle, except for any option(s) necessary to achieve the rating, plus driver. The weight of other optional equipment, passengers and cargo will reduce the maximum trailer weight your vehicle can tow. See your GMC dealer for additional details. ³Requires Max Trailing Package. Late availability. ⁴45/xxx=45 kg [100/xxx=100 lbs.] maximum of permanently attached snow plow mounting hardware/xxx kg (xxx lbs.) maximum of removable snow plow blade and blade hardware. Maximum plow weights based on a vehicle with average manufacturer option content and 68 kg [150 lbs.] each for driver and one additional front-seat occupant. Additional equipment and occupants will reduce maximum plow weight. Rear compensating weight may be required to maintain front axle weight below 65% of total vehicle weight when equipped with snow plow. Consult your snow plow manufacturer for specific compensating weight recommendation.

TRIM LEVELS				SIERRA	SLE	SLT
MECHANICAL						
AIR CLEANER High capacity. Included and only available with Z71 Off-Road Suspension Package.				–	○	○
ALUMINIZED STAINLESS-STEEL MUFFLER AND TAILPIPE				●	●	●
BATTERY Heavy-duty maintenance-free with rundown protection and retained accessory power				●	●	●
BRAKES 4-wheel disc, 4-wheel antilock with Dualife rotors				●	●	●
AUXILIARY EXTERNAL TRANSMISSION OIL COOLER Included and only available with 5.3L V8 engine or Snow Plow Prep Package				○	○	○
EATON® HEAVY-DUTY AUTOMATIC LOCKING REAR DIFFERENTIAL Standard on 4WD SLE trim, included on 2WD models with Trailering Package or Max Trailing Package				○	●	●
ENGINE 4.3L V6 EcoTec3 with aluminum block. Includes Active Fuel Management, Direct Injection, continuously Variable Valve Timing and FlexFuel capability.				●	●	–
5.3L V8 EcoTec3 with aluminum block. Includes Active Fuel Management, Direct Injection, continuously Variable Valve Timing and FlexFuel capability.				○	○	●
6.2L V8 EcoTec3 with aluminum block. Includes Active Fuel Management, Direct Injection and continuously Variable Valve Timing. Available this fall.				–	–	○
ENGINE BLOCK HEATER				○	○	○
STABILITRAK STABILITY CONTROL SYSTEM Includes Proactive Roll Avoidance, traction control, electronic trailer sway control and Hill Start Assist				●	●	●
Z71 OFF-ROAD SUSPENSION PACKAGE Includes monotube Rancho® shocks, Z71 chrome side emblems, high-capacity air cleaner, Hill Descent Control and Underbody Shield Package. Included with available All-Terrain Package on SLE and SLT. Also includes UHN 18" bright machined-aluminum wheels on SLE trims [4WD models only].				–	○	○
TRAILERING PACKAGE Includes automatic locking rear differential on Sierra and 2WD SLE trims, 51 mm (2") trailering receiver, trailer hitch platform and integrated 7-pin and 4-pin connectors. On SLE Double and Crew Cab models, included when available All-Terrain Package, Max Trailing Package or SLE Premium Package is ordered.				○	○	●
MAX TRAILERING PACKAGE Includes 9.76" rear axle, 3.73 axle ratio, trailer brake controller, enhanced cooling radiator, revised shock tuning for increased control, heavier-duty rear springs and increased RGAWR. Late availability. On SLE, includes Trailering Package and locking rear differential on 2WD models. Requires UHN 18" aluminum wheels and 5.3L V8 engine. Not available with Z71 Off-Road Suspension Package or All-Terrain Package. On SLT, requires RCW 18" aluminum wheels, 5.3L V8 engine or 6.2L V8 engine.				–	○	○
TRANSMISSION 6-speed automatic, electronically controlled with overdrive and Tow/Haul mode. Includes Cruise Grade Braking and Powertrain Grade Braking.				●	●	●
INTEGRATED TRAILER BRAKE CONTROLLER Requires Trailering Package on Sierra and SLE trims. Included with Max Trailing Package.				○	○	○
TRANSFER CASE 2-speed. Includes floor-mounted shifter [4WD models only].				●	–	–
AutoTrac active transfer case [4WD models only]				–	●	●
HILL DESCENT CONTROL Included and only available with Z71 Off-Road Suspension Package				–	○	○
SNOW PLOW PREP PACKAGE Includes heavy-duty front springs, Underbody Shield Package, 170-amp generator, provisions for roof-mounted lamps, high-capacity air cleaner and external transmission oil cooler. Available on 4WD Regular Cab models only. Late availability.				○	–	○
MAXIMUM PLOW WEIGHTS [4WD MODELS ONLY]						
BODY	ENGINE	ENGINE TYPE	1500 kg [lbs.]			
Regular Cab	4.3L	Gas	18/227 [40/500] ⁴			
	5.3L	Gas	18/227 [40/500] ⁴			
INSTRUMENTATION AND CONTROLS						
DRIVER INFORMATION CENTRE With monochromatic 3.5" diagonal display. Provides warning messages, odometer, trip odometer and basic vehicle information.				●	–	–
With 4.2" diagonal colour display. Includes driver personalization, warning messages, odometer, trip odometer and vehicle information.				–	●	●
DEFOGGER Rear-window electric. On SLE, included and only available with SLE Preferred Package, SLE Convenience Package or SLE Premium Package.				○	○	●
POWER-ADJUSTABLE PEDALS On SLE, included and only available with SLE Convenience Package. Not available on Regular Cab models.				–	○	○
110-VOLT POWER OUTLET In-cabin, 3-prong, household-style outlet. Included and only available with Convenience Package on Sierra trim. On SLE, included and only available with SLE Preferred Package or SLE Premium Package.				○	○	●
REAR PARK ASSIST Ultrasonic. Included and only available with All-Terrain Package, SLE Convenience Package or SLE Regular Cab models.				–	○	○
FRONT AND REAR PARK ASSIST Ultrasonic. Included and only available with SLT Preferred Package, Driver Alert Package or All-Terrain SLT Crew Cab "Plus" Package. On SLE, requires Regular Cab model.				–	○	○
STEERING WHEEL Jet Black with cruise controls				●	–	–
Leather-wrapped with audio and cruise controls				–	●	●
Heated and leather-wrapped with audio and cruise controls. Included and only available with SLT Preferred Package or All-Terrain SLT Crew Cab "Plus" Package.				–	–	○
STEERING COLUMN Tilt-Wheel, manual operation				●	●	–
Tilt-Wheel and manual telescopic operation. On SLE, included and only available with SLE Preferred Package or SLE Premium Package.				–	○	○

TRIM LEVELS				SIERRA	SLE	SLT
SEATING						
SEATS Front 3-passenger cloth 40/20/40 split bench with driver and front-passenger manual recline, manual driver lumbar control and outboard head restraints. Includes centre fold-down armrest with storage.				●	–	–
Front 3-passenger vinyl 40/20/40 split bench with driver and front-passenger manual recline control and outboard head restraints. Includes centre fold-down armrest with storage.				○	–	–
Front 3-passenger cloth 40/20/40 split bench with driver and front-passenger manual recline, manual driver lumbar control and outboard head restraints. Includes centre fold-down armrest and lockable storage compartment in lower seat cushion. Not available with All-Terrain Package.				–	●	–
Front 3-passenger leather-appointed 40/20/40 split bench with heated seat cushions and seatbacks. Not available on Regular Cab models or with All-Terrain Package. Requires Jet Black interior trim. Included with SLE Preferred Package.				–	○	–
Front 3-passenger leather-appointed 40/20/40 split bench with 10-way power seat adjusters. Includes power lumbar control, heated seat cushions and seatbacks, 2-position driver memory [does not apply to lumbar adjuster] and adjustable head restraints.				–	–	●
Front cloth bucket seats with 10-way driver-seat power adjuster, 6-way passenger-seat power adjuster, heated seat cushions and seatbacks, adjustable head restraints, floor console and storage pockets. Included with available All-Terrain Package.				–	○	–
Front leather-appointed bucket seats with 10-way power seat adjusters including power lumbar control, heated seat cushions and seatbacks, adjustable head restraints and floor console and storage pockets. Included with All-Terrain Package.				–	–	○
Seat adjuster, driver 10-way power. Requires bench seat. Included with SLE Preferred Package or SLE Premium Package.				–	○	–
Heated and cooled perforated leather-appointed front bucket seats. Included with Driver Alert Package. Not available with All-Terrain Package.				–	–	○
Folding rear 60/40 split 3-passenger bench. Includes child seat top tether anchor. Double and Crew Cab models only.				●	●	●
INTERIOR DETAILS						
CLIMATE CONTROL Single-zone manual air conditioning				●	●	–
Dual-zone automatic climate control. On SLE, included and only available with SLE Preferred Package or SLE Premium Package. Not available on Regular Cab models.				–	○	●
CRUISE CONTROL Steering-wheel-mounted				●	●	●
DOOR LOCKS Power				●	●	●
FLOOR COVERING Graphite-coloured rubberized vinyl				●	–	–
Colour-keyed carpeting with rubberized vinyl floor mats [Double and Crew Cab models include second-row floor mats]				○	●	●
Colour-keyed carpeted first- and second-row floor mats. Included and only available with All-Terrain Package.				–	○	○
REMOTE VEHICLE STARTER SYSTEM On SLE, included and only available with SLE Preferred Package or SLE Premium Package				–	○	●
REMOTE KEYLESS ENTRY Included and only available with Convenience Package on Sierra trim				○	●	●
REARVIEW MIRROR With manual day/night adjustment				●	●	–
With interior rearview auto-dimming feature. On SLE, included and only available with All-Terrain Package or Power Camper Mirrors.				–	○	●
SUNROOF Power sliding with express-open. Crew Cab models only.				–	–	○
UNIVERSAL HOME REMOTE On SLE, included and only available with SLE Preferred Package or SLE Premium Package. Not available on Regular Cab models.				–	○	●
WINDOWS Power with driver express-up and -down and express-down on all other windows. Standard on Double and Crew Cab models. Feature not available on Regular Cab models.				●	●	●
Power rear sliding with rear defogger. On SLE, included and only available with SLE Convenience Package. On SLT, requires SLT Preferred Package or All-Terrain SLT Crew Cab "Plus" Package. Not available on Regular Cab models.				–	○	○
OPTION PACKAGES						
ALL-TERRAIN PACKAGE Includes 18" chrome aluminum wheels [RT5], unique grille with body-colour surround and chrome accents, Z71 Off-Road Suspension Package with monotube Rancho® shocks, All-Terrain chrome door badge, Underbody Shield Package, rear park assist, body-colour front and rear bumpers [no corner step], cloth heated bucket seats, carpeted floor mats and bright sill plates. SLE trim includes fog lamps, auto-dimming interior rearview mirror, projector-beam headlights with LED signature lighting, Trailering Package, chrome door handles and mirror caps and chrome side moldings. SLT trim includes leather-appointed front bucket seats and Bose® premium audio system. Not available with Driver Alert Package. Requires 4WD Double or Crew Cab model.				–	○	○
ALL-TERRAIN SLT CREW CAB "PLUS" PACKAGE Includes NZH 20" ultra-bright machined-aluminum wheels with painted accents, front and rear park assist, heated steering wheel, rear sliding power window and 6" oval chrome assist steps. Requires All-Terrain Package. Not available with SLT Preferred Package.				–	–	○
ALL-TERRAIN CHROME BUMPERS PACKAGE Includes front chrome bumper, rear chrome bumper and rear bumper corner steps. Requires available All-Terrain Package.				–	○	○
SLE PREMIUM PACKAGE Includes driver 10-way power seat adjuster with 40/20/40 split bench seats only, remote vehicle starter system, front fog lamps, Universal Home Remote, rear defogger, manual tilt-telescopic steering column, 110-volt power outlet, dual-zone climate control and Trailering Package. Not available on Regular Cab models.				–	○	–

TRIM LEVELS			SIERRA	SLE	SLT
SLT PREMIUM PACKAGE Includes 6" chrome tubular assist steps, 5.1 Bose premium audio system and NZM 20" chrome aluminum wheels. Not available with All-Terrain Package. When the 6.2L V8 engine is ordered, leather-appointed front bucket seats are required.			–	–	○
SIERRA APPEARANCE PACKAGE Includes RD717" stainless-steel-clad wheels and deep-tint glass			○	–	–
SIERRA CONVENIENCE PACKAGE Includes exterior heated power-adjustable mirrors, remote keyless entry, 110-volt power outlet and LED cargo box lighting			○	–	–
DRIVER ALERT PACKAGE Includes Lane Departure Warning, Forward Collision Alert, front and rear park assist and Safety Alert Driver Seat. Includes heated and cooled driver and passenger front bucket seats on SLT. Not available with All-Terrain Package. On SLE, requires Regular Cab model.			–	○	○
SLE CONVENIENCE PACKAGE Includes power-adjustable pedals, rear park assist and rear power-sliding window with rear defogger. Not available on Regular Cab models.			–	○	–
SLE PREFERRED PACKAGE Includes driver 10-way power seat adjuster with front 40/20/40 split bench seats only, dual-zone climate control, remote vehicle starter system, front fog lamps, rear defogger, manual tilt-telescopic steering column on V8 models and 110-volt power outlet. Also includes Universal Home Remote on Double and Crew Cab models.			–	○	–
SLT PREFERRED PACKAGE Includes front and rear park assist, heated steering wheel and rear power-sliding window with rear defogger. Not available with All-Terrain SLT Crew Cab "Plus" Package.			–	–	○
ENTERTAINMENT/COMMUNICATION/NAVIGATION					
4.2" DIAGONAL COLOUR RADIO Includes AM/FM, USB port, ¹ auxiliary jack and SD card slot			●	–	–
4.2" DIAGONAL COLOUR RADIO WITH INTELLILINK ² Includes AM/FM/CD, USB ports, ¹ SD card slot, auxiliary jack, Bluetooth ² streaming audio for music and select phones, hands-free smartphone integration and voice-activated technology for radio and phone. On SLE Regular Cab models, includes SiriusXM ² [standard for 3 months].			○	●	–
8" DIAGONAL COLOUR TOUCH RADIO WITH INTELLILINK ² Includes AM/FM/SiriusXM ² [standard for 3 months], USB ports, ¹ SD card slot, auxiliary jack, Bluetooth ² streaming audio for music and select phones, hands-free smartphone integration and voice-activated technology for radio and phone. On SLE, not available on Regular Cab models.			–	●	●
8" DIAGONAL COLOUR TOUCH RADIO WITH NAVIGATION ³ Includes all features of 8" diagonal Colour Touch Radio plus Navigation feature. On SLE, not available on Regular Cab models.			–	○	○
Single-slot CD/MP3 player. Included and only available with IntelliLink ² audio systems.			○	●	●
6-SPEAKER AUDIO SYSTEM 4-speaker audio on Regular Cab models			●	●	●
Bose premium audio system with 6 speakers [7-speaker system including subwoofer when ordered with bucket seats]. Includes Active Noise Cancellation System when ordered with 6.2L V8 engine and bucket seats. Included with SLT All-Terrain Package or Premium Package.			–	–	○
REAR-SEAT DVD ENTERTAINMENT SYSTEM Includes rear-seat DVD/Blu-ray player with 9.2" diagonal LCD display, 2 sets of wireless headphones and A/V remote control. Requires front bucket seats and Bose premium audio system. Replaces single-slot CD/MP3 player. Crew Cab models only. Available this fall.			–	–	○
BLUETOOTH ² FOR PHONE Personal cellphone connectivity to vehicle audio system. Included and only available with IntelliLink ² on Sierra trim.			○	●	●
ONSTAR ⁴ Directions & Connections Plan. 6-month subscription.			○	●	●
SIRIUSXM ² SATELLITE RADIO Including 3 trial months of service. On Sierra trim, requires 4.2" diagonal Colour Radio with IntelliLink ² and OnStar. ⁵			○	●	●
EXTERIOR STYLING AND FUNCTIONALITY					
ASSIST STEPS Chromed tubular with 6" oval design. Factory-installed on Crew Cab models only. Included with SLT Premium Package and All-Terrain SLT Crew Cab "Plus" Package.			○	○	○
BUMPERS Front, chrome. Not available with All-Terrain Package; included with All-Terrain Chrome Bumpers Package.			●	●	●
Rear, chrome with integrated rear bumper corner steps. Not available with All-Terrain Package; included with All-Terrain Chrome Bumpers Package.			●	●	●
Front, body-colour. Included and only available with All-Terrain Package.			–	○	○
Rear, body-colour without rear bumper corner steps. Included and only available with All-Terrain Package.			–	○	○
CARGO BOX Movable tie-downs, high mounted [4]			●	●	●
Box rail caps			●	●	●
DOOR HANDLES Black			●	–	–
Body-colour. Not available with SLE All-Terrain Package.			–	●	●
Chrome. SLE trim requires All-Terrain Package.			–	○	○
FOG LAMPS Front, halogen. On SLE, included and only available with SLE Preferred Package, SLE Premium Package or All-Terrain Package.			–	○	○
GRILLE SURROUND Chrome. Grille is body-coloured when All-Terrain Package is ordered on SLE and SLT.			●	●	●
Chrome-accented centre			–	–	–

IMPORTANT WORDS

PEACE OF MIND, STANDARD WITH EVERY GMC MODEL

When you build them with quality, you can back them with confidence.

- 3-year/60,000 km New-Vehicle Limited Warranty¹
- 5-year/160,000 km Powertrain Component Limited Warranty, with \$0 deductible on repairs and the warranty is fully transferable at no charge¹
- 5-year/160,000 km Courtesy Transportation¹
- 5-year/160,000 km 24/7 Roadside Assistance¹
- 6-year/160,000 km rust-through perforation coverage¹
- 8-year/130,000 km coverage on catalytic converters and Powertrain Control Modules (PCMs)¹

OTHER OWNERSHIP PRIVILEGES AND PROGRAMS:²

- **GM Protection Plan (GMPP)**—The only extended service plan backed by the resources and commitment of General Motors, GMPP may be purchased at the time of sale or subsequently during the New-Vehicle Limited Warranty period.
- **GM Goodwrench Service**—With GM-certified technicians and GM-approved parts, nobody knows your GM vehicle better.
- **GMC Owner Centre**—As an owner, take advantage of the GMC Owner Centre. This online owner’s destination gives you access to coupons, contests, current offers and the latest driving and maintenance tips. Find out more at gmowner.ca.

TO HELP YOU PURCHASE OR LEASE A NEW VEHICLE:

- **Purchase Financing and Leasing**—On-the-spot financing, see dealer for full details.³
- **GM Student Bonus Program**—Students or recent graduates of high school, college or university² may be entitled to receive a Student Bonus vehicle redemption allowance of \$500 or \$750⁴ (tax inclusive) (purchased vehicle dependant) to use toward the purchase, lease or finance of one eligible new GMC vehicle.
- **The GM Card**—GM cardholders may redeem up to \$3500 GM Card® Earnings (subject to Vehicle Redemption Allowances) toward the Total Purchase Price on eligible new GM vehicles.⁴ For full program details, please visit thegmcard.ca.

INFORMATION RESOURCES:

You can find more information about these programs from your GMC dealer, or at these information centres:

- The GM Web site at gm.ca
- The GM Customer Care Centre at 1-800-GM-DRIVE (1-800-463-7483 or 1-800-263-3830 for TDD users)

A WORD ABOUT THIS BROCHURE

Some of the equipment shown or described throughout this brochure may be available at extra cost. We have tried to make this brochure comprehensive and factual. We reserve the right, however, to make changes at any time, without notice, in prices, colours, materials, equipment, specifications, models and availability. Specifications, dimensions, measurements, ratings and other numbers in this brochure and other printed materials provided at the dealership or affixed to vehicles are approximates based upon design and engineering drawings and prototypes and laboratory tests. Your vehicle may differ due to variations in manufacture and equipment. Since some information may have been adapted since the time of printing, please check with your GMC dealer for complete details. General Motors of Canada Limited reserves the right to lengthen or shorten the model year for any product, for any reason, or to start and end model years at different times.

A WORD ABOUT ASSEMBLY

GMC vehicles are equipped with engines and components produced and assembled by different operating units of General Motors, its subsidiaries and suppliers to GM worldwide. We sometimes find it necessary to produce GMC vehicles with different or differently sourced components than originally scheduled. Since some options may be unavailable when your vehicle is assembled, we suggest that you verify that your vehicle includes the equipment you ordered or, if there are changes, that they are acceptable to you.

TRADEMARKS

©2013 General Motors of Canada Limited. All rights reserved. The marks appearing in this brochure, including but not limited to: General Motors, GM, GMC, Sierra and their respective logos, emblems, slogans and vehicle model names and body designs; and other marks such as EcoTec3, IntelliLink, Solar-Ray and StabiliTrak are trademarks of General Motors and/or General Motors of Canada Limited, its subsidiaries, affiliates or licensors. OnStar, the OnStar emblem and Directions & Connections are registered trademarks of OnStar, LLC. The SiriusXM name and related logos are trademarks of SiriusXM Canada, Canadian Satellite Radio, Inc. Bluetooth is a registered trademark of Bluetooth SIG, Inc. Bose is a registered trademark of the Bose Corporation. iPhone and iPod are registered trademarks of Apple, Inc. Android is a trademark of Google, Inc. BlackBerry is a registered trademark of Research In Motion, Inc.

¹Whichever comes first. Conditions and limitations apply, see dealer for details. ²Conditions and limitations apply. ³Subject to eligibility. ⁴Program subject to change.



Information Drive

DEALERSHIP
E-PROCESS

VISIT US AT GM.CA

191-14-B-015E