



Life Is On

Schneider
Electric

 Price List

Low Voltage Distribution Products

With effect from January 27th, 2020



se.com/in

Moulded Case Circuit Breakers:**Compact NSXm:**

■ Range Overview	.9
■ MCCBs for Distribution Network	.10
■ MCCB with Integrated Earth Leakage Protection.	.11
■ Accessories	.12

MCCB for Motor Protection:

■ GV4LE	.13
■ GV4PE	.13
■ Accessories for GV4	.14
■ Auxiliary Contact Blocks	.14

Compact NSX:

■ Range Overview	.16
■ MCCBs for Distribution Network	.20
■ Circuit Breakers for Motor Protection	.24
■ MCCB with Integrated Earth Leakage Protection.	.26
■ MCCBs for DC Network Protection.	.27
■ Accessories	.28
■ Automatic Source Changeover System	.31

Compact NS:

■ Range Overview	.33
■ MCCBs 800A onwards Manual Fixed.	.34
■ MCCBs 800A onwards Electrical Fixed	.36
■ Accessories	.37

EasyPact CVS:

■ Range Overview	.40
■ MCCBs for Distribution Network	.41
■ Easy-Pact CVS Switch Disconnecter Version.	.45
■ Accessories	.46

EasyPact EZC:

■ Range Overview	.48
■ MCCBs for Distribution Network.	.49
■ Accessories	.51

EasyPact NKS

■ MCCBs for AC Distribution Network	.52
■ Simpact NKS DC MCCB	.53

Ground Fault / Earth Leakage Protection:

■ Unique Modular Ground Fault Protection	.54
■ Earth Leakage Protection	.55
■ Vigirex - Earth Leakage Protection Relay	.56
■ Compact- INS & INV Switch Disconnectors	.57
■ Switch Disconnector fuse units - range overview.	.58
■ Fupact Switch Disconnecter and Accessories.	.59

Air Circuit Breakers:**MasterPact MTZ:**

■ Range Overview	.62
■ Overview of MicroLogic X Trip Unit	.64

Masterpact NT/NW:

■ Range Overview	.66
■ Micrologic Trip system	.67
■ ATS Kit range	.68

EasyPact MVS:

- Range Overview70
- ET/ETA/ETV Trip System.....71
- Draw-out type Circuit breakers and Switch Disconnectors72
- Fixed type Circuit breakers and Switch Disconnectors74
- Accessories.....76

EasyPact SPS:

- Range Overview77
- Draw-out type Circuit breakers and Switch disconnecter78
- Fixed type Circuit breaker and Switch disconnecter79
- Accessories.....79



Green Premium™

Endorsing eco-friendly products in the industry



Green Premium™ Product

Green Premium is the only label that allows you to effectively develop and promote an environmental policy whilst preserving your business efficiency. This ecolabel guarantees compliance with up-to-date environmental regulations, but it does more than this.

Over 75% of Schneider Electric manufactured products have been awarded the Green Premium ecolabel



Discover what we mean by green ...

Check your products!

Schneider Electric's Green Premium ecolabel is committed to offering transparency, by disclosing extensive and reliable information related to the environmental impact of its products:

RoHS

Schneider Electric products are subject to RoHS requirements at a worldwide level, even for the many products that are not required to comply with the terms of the regulation. Compliance certificates are available for products that fulfil the criteria of this European initiative, which aims to eliminate hazardous substances.

REACH

Schneider Electric applies the strict REACH regulation on its products at a worldwide level, and discloses extensive information concerning the presence of SVHC (Substances of Very High Concern) in all of these products.

PEP: Product Environmental Profile

Schneider Electric publishes complete set of environmental data, including carbon footprint and energy consumption data for each of the lifecycle phases on all of its products, in compliance with the ISO 14025 PEP ecopassport program. PEP is especially useful for monitoring, controlling, saving energy, and/or reducing carbon emissions.

EoLI: End of Life Instructions

Available at the click of a button, these instructions provide:

- Recyclability rates for Schneider Electric products.
- Guidance to mitigate personnel hazards during the dismantling of products and before recycling operations.
- Parts identification for recycling or for selective treatment, to mitigate environmental hazards/ incompatibility with standard recycling processes.



Product Selector

-Select Schneider products through digital tool

Product selector is an online software tool embedded in Schneider website or in distributor's website to help selecting the right product with its accessories. Product Selector aims at providing a fast, secure and smart way of selecting products. It includes the selection of the basic frame, control unit, accessories and Digital Modules. Compared with the traditional way of filling up order forms or specifying customer functions, it brings the following benefits:

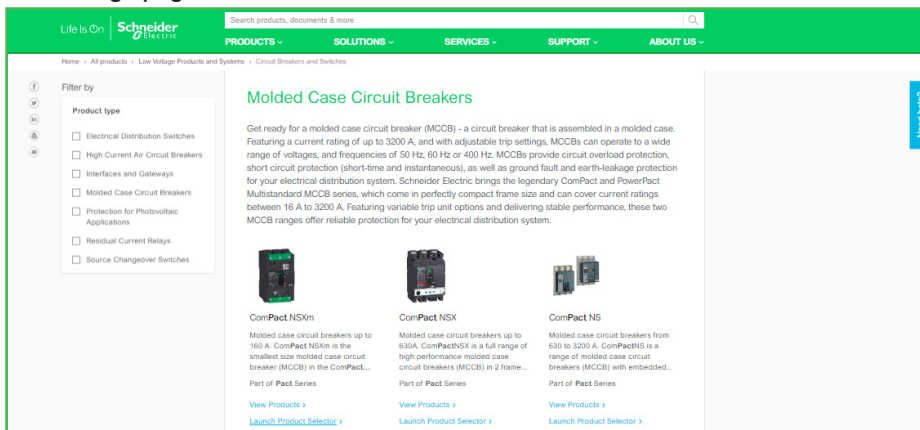
Easy access: no login, direct access on Schneider's website or on the website of distributor

Reliable: The compatibility between the main product and the accessories is constantly tested

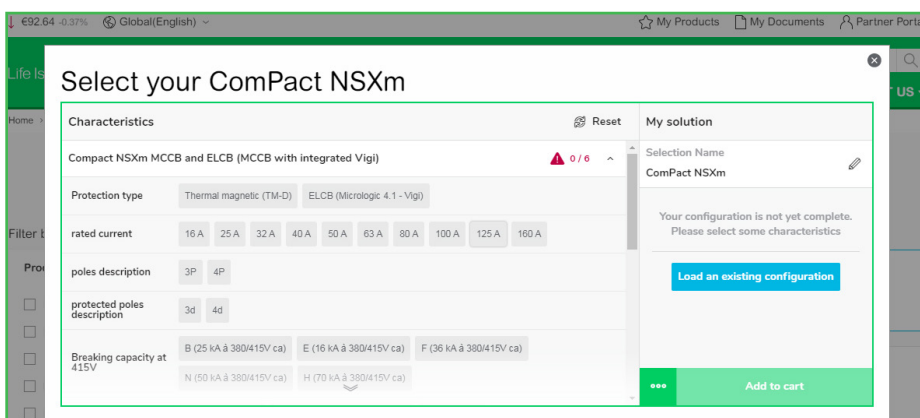
Wide coverage: more than 130 Schneider ranges are available (MasterPact, ComPact, TeSys, Acti 9, Altivar...)

Choose Products in simple steps:

1. Go to range page on se.com



2. Click on Launch Product Selector



Introducing Future of Power Distribution



Masterpact™ MTZ Circuit Breaker

FUTURE READY



...CONNECTIVITY READY

Stay connected and avoid downtime - The Masterpact MTZ app and EcoStruxure software conveniently bring energy data, circuit breaker control, and more directly to your smartphone.



...SUSTAINABILITY READY

Contribute to a better world - with Green Premium Masterpact MTZ circuit breakers you can enhance sustainability.



...PRECISION READY

Access new energy-saving capabilities - A certified Class 1 power meter gives you precise power measurements for greater efficiency.




...ENVIRONMENT READY

Keep your electrical system online even in harsh environments - Masterpact MTZ circuit breakers give you proven reliability by going beyond standards.



...UPGRADE READY

Customize Micrologic X control unit anytime - Digital modules make it easy to upgrade and tailor your system.



...INTEGRATION READY

Simplify your switchboard operation - Masterpact MTZ circuit breakers are adaptable to different systems because of their digital capabilities.



...INSTALLATION READY

Streamline configuration and commissioning with EcoStruxure Power Commission tool.



Learn more about the future of power distribution, Click or Scan





Introducing ComPact NSX & NSXm with Integrated Earth Leakage Protection



The ComPact NSX range is now complemented with a new type of MicroLogic trip unit including circuit protection, (overload, short circuit, neutral protection) and earth leakage protection



The ComPactNSXm range is now available with a new type of MicroLogic trip which offers overload, short circuit protection along with earth leakage protection

Integrated earth leakage protection

- Easy to integrate into a row that does not have earth leakage protection
- Simple to use, reliable, and now comes in the same frame size, and for the same panel support
- Gain up to 40% in space when using with integrated earth leakage protection into the MicrologicVigi trip units
- Now there's no need to order separate earth leakage modules. Save time, now that there's one less item to add to the panel board.
- Part of the EcoStruxure Power architecture, with digital communication capability and data management (settings, measurement, pre-alarms, trip & test history)

Compact NSXm circuit breakers: Optimized for your needs

The Compact NSXm range of circuit breakers and switch disconnectors is a newcomer in the Compact NSX family. It is one of the smallest on the market with innovative features. Built on the design of roto-active breaking technology, we have made it as robust as Compact NSX products.

Compact NSXm main features and innovations

- Rated Current, I_n (A) – 16, 25, 32, 40, 50, 63, 80, 100, 125, 160
- Breaking capacity (kA) at 415V – 16, 25, 36, 50, 70
- Thermal magnetic trip unit integrated
- Built-in DIN rail and plate mount
- Auxiliaries externally visible
- EverLink™ connectors



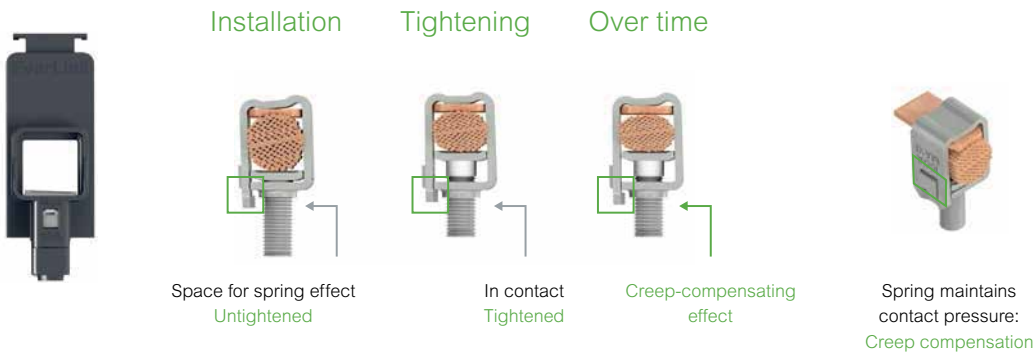
EverLink™ patented technology

The Compact NSXm features a new cable connection method with patented creep-compensating technology built directly into the terminal - EverLink™:

- With EverLink™ connectors, save space and time during panel assembly.
- Bare cable connections are as safe as compression lug ones.



More than 35 patents have been registered for this new Compact NSXm offer.



To experience,
Click or Scan



With Thermal Magnetic Trip Unit (TMD) and Compression Lug connectors



LUG CONNECTION



- Ics = 100% Icu as per IEC 60947-2
- Adjustable thermal setting 0.7 – 1 x In
- Fixed magnetic settings
- Single frame size upto 160A
- 5 breaking capacities from 16kA to 70kA
- With compression lug connectors
- All the circuit breakers have a transparent lead-sealable cover

Breaking Capacity Icu as per IEC 60947-2	Rated Current	Three Pole Reference	Unit LP [₹]	Four Pole Reference	Unit LP [₹]
16kA	16A	LV426150	7170	LV426160	10260
	25A	LV426151	7170	LV426161	10260
	32A	LV426152	7170	LV426162	10260
	40A	LV426153	7170	LV426163	10260
	50A	LV426154	7170	LV426164	10260
	63A	LV426155	7170	LV426165	10260
	80A	LV426156	7170	LV426166	10260
	100A	LV426157	7170	LV426167	10260
	125A	LV426158	12650	LV426168	15630
	160A	LV426159	13800	LV426169	17110
25kA	16A	LV426250	7810	LV426260	11280
	25A	LV426251	7810	LV426261	11280
	32A	LV426252	7810	LV426262	11280
	40A	LV426253	7810	LV426263	11280
	50A	LV426254	7810	LV426264	11280
	63A	LV426255	7810	LV426265	11280
	80A	LV426256	7810	LV426266	11280
	100A	LV426257	7810	LV426267	11280
	125A	LV426258	13630	LV426268	16710
	160A	LV426259	15800	LV426269	19690
36kA	16A	LV426350	9940	LV426360	12730
	25A	LV426351	9940	LV426361	12730
	32A	LV426352	9940	LV426362	12730
	40A	LV426353	9940	LV426363	12730
	50A	LV426354	9940	LV426364	12730
	63A	LV426355	9940	LV426365	12730
	80A	LV426356	9940	LV426366	12730
	100A	LV426357	9940	LV426367	12730
	125A	LV426358	14660	LV426368	18220
	160A	LV426359	16220	LV426369	20170
50kA	16A	LV426450	12590	LV426460	15750
	25A	LV426451	12590	LV426461	15750
	32A	LV426452	12590	LV426462	15750
	40A	LV426453	12590	LV426463	15750
	50A	LV426454	12590	LV426464	15750
	63A	LV426455	12590	LV426465	15750
	80A	LV426456	12590	LV426466	15750
	100A	LV426457	12590	LV426467	15750
	125A	LV426458	17550	LV426468	21030
	160A	LV426459	19040	LV426469	23130
70kA	16A	LV426550	15450	LV426560	19360
	25A	LV426551	15450	LV426561	19360
	32A	LV426552	15450	LV426562	19360
	40A	LV426553	15450	LV426563	19360
	50A	LV426554	15450	LV426564	19360
	63A	LV426555	15450	LV426565	19360
	80A	LV426556	15450	LV426566	19360
	100A	LV426557	15450	LV426567	19360
	125A	LV426558	28790	LV426568	30760
	160A	LV426559	29360	LV426569	31370

Note: For Everlink type NSXm MCCBs add prices of LV426970 (3Pole) or LV426971(4Pole) -2 Sets in above MCCBs

For details on stockable and non stockable status, technical parameter, please contact Customer Care Centre

NORMAL STOCK ITEMS

W.E.F. January 27, 2020

**With integrated earth leakage protection
(MicroLogic Vigi 4.1 Trip Unit)**



- Standard protection of distribution cables
- Earth leakage protection
- Indication of:
 - Overload alarming (via LEDs and via SDx module)
 - Overload tripping (via the SDx module)
- Earth leakage alarming (via the SDx module)
- Earth leakage tripping (via front face screen and the SDx module).

Breaking Capacity Icu as per IEC 60947-2	Rated Current	Three Pole Reference	Unit LP [₹]	Four Pole Reference	Unit LP [₹]
16kA	25A	LV426750	24360	LV426755	27200
	50A	LV426751		LV426756	
	100A	LV426752	LV426757	30870	
	160A	LV426753	LV426758		
25kA	25A	LV426760	25620	LV426765	28670
	50A	LV426761		LV426766	
	100A	LV426762	LV426767	32550	
	160A	LV426763	LV426768		
36kA	25A	LV426770	26990	LV426775	30980
	50A	LV426771		LV426776	
	100A	LV426772	LV426777	34970	
	160A	LV426773	LV426778		
50kA	25A	LV426780	29400	LV426785	33390
	50A	LV426781		LV426786	
	100A	LV426782	LV426787	35810	
	160A	LV426783	LV426788		
70kA	25A	LV426790	32550	LV426795	37380
	50A	LV426791		LV426796	
	100A	LV426792	LV426797	44420	
	160A	LV426793	LV426798		

- Suitability for isolation as defined by standard IEC 60947-3
- Self protected by their high-set magnetic release
- Single frame size upto 160A

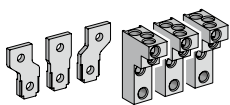
Compact NSXm NA switch-disconnector With Compression Lug connectors

Rated Current	Three Pole Reference	Unit LP [₹]	Four Pole Reference	Unit LP [₹]
50A	LV426650	8570	LV426660	12680
100A	LV426651	8570	LV426661	12680
160A	LV426652	17540	LV426662	23390

Compact NSXm NA switch-disconnector With EverLink™ connectors

Rated Current	Three Pole Reference	Unit LP [₹]	Four Pole Reference	Unit LP [₹]
50A	LV426600	9060	LV426610	13410
100A	LV426601	9060	LV426611	13410
160A	LV426602	18550	LV426612	24750

Accessories for Compact NSXm 16A to 160A



Terminal spreaders



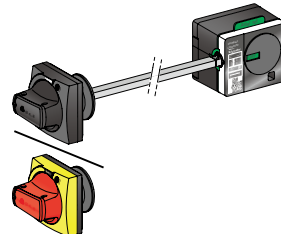
OF or SD auxiliary contact standard



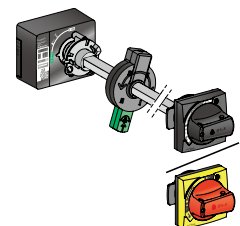
MN or MX voltage releases standard



Direct rotary handle



Side Rotary handle



Extended rotary handle

NSXm Accessories

Auxiliary contacts (changeover)

Description	Reference	Unit LP [₹]
Standard OF or SD	LV426950	820

Rotary Handles

Description	Reference	Unit LP [₹]
Direct rotary handle		
Standard black handle	LV426930	1100
Extended rotary handle		
Standard extended rotary black handle	LV426932	1650
Side rotary handle		
Standard side rotary black handle	LV426935	2800

Voltage Releases

Description	Shunt Release Reference	Unit LP [₹]	Under Voltage Reference	Unit LP [₹]
AC				
24 V 50/60 Hz	LV426841	2040	LV426801	2650
48 V 50/60 Hz	LV426842		LV426802	
110-130 V 50/60 Hz	LV426843		LV426803	
220-240 V 50/60 Hz	LV426844		LV426804	
380-415 V 50 Hz	LV426846		LV426806	
DC				
24 V	LV426841	2040	LV426801	2650
48 V	LV426842		LV426802	
125 V	LV426843		LV426803	
250 V	LV426844		LV426815	

Rotary Handles

Description	Reference	Unit LP [₹]
Spreaders & Phase Barriers		
Spreaders (Set of 3) 3P	LV426940	600
Spreaders (Set of 4) 4P	LV426941	600

Everlink Accessories

Description	Reference	Unit LP [₹]
Everlink Connectors		
EverLink connector with control wire terminal for 3P (Set of 3)	LV426970	650
EverLink connector with control wire terminal for 4P (Set of 4)	LV426971	850

For details on stockable and non stockable status, technical parameter, please contact Customer Care Centre

NORMAL STOCK ITEMS

W.E.F. January 27, 2020

MCCB for Motor Protection

GV4LE



- IEC/EN 60947-1, IEC/EN 60947-2, CCC, EAC
- Can be used with class 5, 10 or 20 relay
- Short Circuit Protection with an adjustable pick-up $I_i = 6$ to 14 In.
- From 0.25 - 55kW

Magnetic Protection Toggle Control

Motor Power AC3 (400/415V AC)		In	Magnetic setting range	25kA breaking capacity		50kA breaking capacity		100kA breaking capacity	
kW	HP	(A)	A	Reference	Unit LP [₹]	Reference	Unit LP [₹]	Reference	Unit LP [₹]
0.25..0.75	0.3..1	2	12..28	-	-	GV4LE02N6	-	GV4LE02S6	-
0.55..1.5	0.7..2	3.5	21..49	-	-	GV4LE03N6	-	GV4LE03S6	-
1.5..3	2..4	7	42..96	-	-	GV4LE07N6	-	GV4LE07S6	-
3..5.5	4..7.5	12.5	75..175	-	-	GV4LE12N6	-	GV4LE12S6	-
5.5..11	7.5..14	25	150..350	GV4LE25B6	12000	GV4LE25N6	12500	GV4LE25S6	15500
11..22	15..30	50	300..700	GV4LE50B6		GV4LE50N6		GV4LE50S6	
18.5..37	25..50	80	480..1120	GV4LE80B6		GV4LE80N6		GV4LE80S6	
30..55	40..75	115	690..1610	GV4LE115B6		GV4LE115N6		GV4LE115S6	

Note: For Everlink termination please order after removing the 6 at the end Eg. GV4LE115N

GV4PE



- IEC/EN 60947-1, IEC/EN 60947-2, IEC/EN 60947-4-1, UL 60497-4-1, CCC, EAC, CSA
- Overload or thermal protection
- Short time delay protection
- Short circuit protection
- Fixed Ground fault protection
- Phase unbalance or phase loss
- Front indications through LED
- Variable Trip class : Trip Class 10/ Trip Class 20

Thermal Magnetic Protection Toggle Control

Motor Power AC3 (400/415V AC)		In	Thermal setting range	25kA breaking capacity		50kA breaking Capacity		100kA breaking Capacity	
kW	HP	(A)	A	Reference	Unit LP [₹]	Reference	Unit LP [₹]	Reference	Unit LP [₹]
0.25..0.75	0.3..1	2	0.8..2	-	-	GV4PE02N6	-	GV4PE02S6	-
0.55..1.5	0.7..2	3.5	1.4..3.5	-	-	GV4PE03N6	-	GV4PE03S6	-
1.5..3	2..4	7	2.9..7	-	-	GV4PE07N6	-	GV4PE07S6	-
3..5.5	4..7.5	12.5	5..12.5	-	-	GV4PE12N6	-	GV4PE12S6	-
5.5..11	7.5..14	25	10..25	GV4PE25B6	15000	GV4PE25N6	16500	GV4PE25S6	18500
11..22	15..30	50	20..50	GV4PE50B6		GV4PE50N6		GV4PE50S6	
18.5..37	25..50	80	40..80	GV4PE80B6		GV4PE80N6		GV4PE80S6	
30..55	40..75	115	65..115	GV4PE115B6		GV4PE115N6		GV4PE115S6	

Note: For Everlink version please order after removing the 6 at the end. Eg. GV4PE115N

Crimp Lug/busbar connection

Description	Sold in lots of	Reference
Crimped lug connector + screws	1	GV4LUG
Transparent terminal shield for crimped lug connector	1	LAD96590
Interphase barriers	6	LV426920
Spreader 3-pole	To increase the pitch to 35 min	LV426940

For Details on stockable and non-stockable status, technical parameter, please Contact Customer Care Centre

NORMAL STOCK ITEMS

W.E.F. January 27, 2020

Accessories for GV4



MX Shunt Trip

- Trips the circuit breaker when the control voltage rises above 70% of rated voltage
- Shunt trip 110..130V AC is suitable.. etc for ground fault protection when combined with a Class I ground fault sensing element

MN Under Voltage Release

Trips the circuit breaker when the control voltage drops below 35% of its rated voltage

Description	Maximum Number	Mounting	Voltage	References	Unit LP [₹]
Mx Shunt Trip	1	Internal, Plug-In	24 VAC 50/60 HZ, 24 VDC	GV4AS027	2280
			48 VAC 50/60 HZ, 48 VDC	GV4AS057	
			110-130 VAC 50/60 HZ, 125 VDC	GV4AS137	
			220-240 VAC 50 HZ, 208-240 VAC 60 HZ, 277 VAC 60 HZ	GV4AS287	
			380-415 VAC 50 HZ, 440-480 VAC 60 HZ	GV4AS487	
Mn Undervoltage Release	1	Internal, Plug-In	24 VAC 50/60 HZ, 24 VDC	GV4AU027	2980
			48 VAC 50/60 HZ, 48 VDC	GV4AU057	
			110-130 VAC 50/60 HZ, 125VDC	GV4AU137	
			220-240 VAC 50 HZ, 208-240 VAC 60 HZ	GV4AU247	
			277 VAC 60 HZ	GV4AU286	
			380-415 VAC 50 HZ	GV4AU415	
			440-480 VAC 60 HZ	GV4AU486	

Auxiliary Contact Blocks



An auxiliary contact block provides one changeover contact with one common point for OF and SD function, depending on where it is inserted

Open/Close OF Function: indicates position of the circuit breaker contacts

Trip Alarm SD Function: indicates circuit breaker tripping due to:

- Electrical fault (overload, short circuit)
- Shunt trip/Undervoltage release
- "Push to Trip" Function

Resets when the circuit breaker is reset

Description	Maximum Number	Mounting	Type of Contacts	Reference	Unit LP [₹]
Auxiliary Contact Block	2 (1 Each For Of Or Sd)	Internal Plug-In	NO+NC	GV4AE11	800

Rotary Handles

Description	Type	Degree of Protection	Reference	Unit LP [₹]
Direct Mounting Rotary Handle	Black	IP40	GV4ADN01	1195
	Red Handle on Yellow Bezel	IP40	GV4ADN02	
Front Extended Rotary Handle (Min Shaft Length 214Mm/Max Shaft Length 627Mm)	Black	IP54	GV4APN01	1775
	Red Handle on Yellow Bezel	IP54	GV4APN02	
	Red Handle on Yellow Bezel	IP65	GV4APN04	
Side Rotary Handle (Left or Right)	Black	IP54	LV426935	2800

Connection Accessories

Description	Reference	Unit LP [₹]
Spreader 3-pole (To increase pitch to 35mm) (1 pce)	LV426940	600

For details on stockable and non stockable status, technical parameter, please contact Customer Care Centre

NORMAL STOCK ITEMS

W.E.F. January 27, 2020

Ethernet Ready Next Generation Circuit Breakers

Compact NSX

LV circuit breakers from 16A to 630A



Energy
measurement
and control



Increased
energy
availability



Safety and
protection



Compact NSX

Ethernet ready Next-generation circuit breakers



- Ethernet based monitoring, control, alarm notification for energy, asset and network management
- Built-in energy metering with combined accuracy class of 2% for precise measurement
- Intelligent / Enhanced discrimination for continuity of service
- Patented reflex tripping, independent of other protection functions, ensures ultra fast tripping in the event of very high short circuit
- Encapsulated roto-active double break contact system limits fault current for extended system life
- Best in class electrical life (*30k cycles for NSX 100 @ 440 V*) reduces operational expenditure
- High performance => $I_{cs} = I_{cu} = 100\text{kA @ } 690\text{V AC}$

Range Details:

- 16A to 630A in two frames sizes
- Breaking capacity up to 200kA @ 415V
- TMD and Electronic based trip unit
- Available in Fixed, Plug-in and Draw out type versions

Type of Trip Units

Micrologic Trip Units

(ASIC-Application Specific Integrated Circuit)




Protection	Cases	Measurement	Application
1 I 2 LS ₀ I 5 LSI 6 LSIG	2 NSX100-250 3 NSX400-630	A Ammeter E Energy Meter	--- Distribution G Generator AB Subscriber M Motor Z 16Hz 2/3

Example

Micrologic 1.3 M	I	400 or 630 A		Motor
Micrologic 2.2 G	LS ₀ I	100, 160 or 250 A		Generator
Micrologic 2.3	LS ₀ I	400 or 630 A		Distribution
Micrologic 2.3 M	LS ₀ I	400 or 630 A		Motor
Micrologic 5.2 A	LSI	100, 160 or 250 A	Ammeter	Distribution
Micrologic 5.3 E	LSI	400 or 630 A	Energy	Distribution
Micrologic 6.3 E-M	LSIG	400 or 630 A	Energy	Motor

Thermal Magnetic Trip Unit



- Available from 16A - 250A
- Overload Setting (I_r) 0.7 - 1 x I_n
- Short Circuit Setting (I_m)
- Fixed upto 160A
- Adjustable 5 - 10 x I_r (for 200A - 250A)

- I** - Instantaneous
- S₀** - Short Time with Fixed Time Delay
- S** - Short Time with Adjustable Time Delay
- G** - Ground Fault

Compact NSX PV for Photovoltaic applications

- Circuit Breakers and Switch Disconnectors
- A complete DC offer for Solar Applications from 80 to 1500A.
 - 80A to 500A MCCB with TMD type trip unit
 - 80A to 1500A Switch disconnector



Ensuring safe and efficient operation of your Photovoltaic installation.



With heat sink supplied as standard, MCCB rating is optimized, avoiding the need to oversize protection components and saving space in the enclosure.



Connection and insulation accessories supplied as standard with Compact NSX PV MCCB are:

- Connection plate with heat sink
- Upstream and downstream terminal shields



PowerPact

Multistandard offer for OEM applications

Be compliant around the world

Range - 16A to 600A in Two frames sizes



- Compliance to UL489, IEC60947, CCC & CSA standards.
- Breaking Capacity up to 100kA
- Voltage rating up to 600V
- Isolation with Positive Break Indication
- Fixed, Plug-in and Draw out type
- TMD and Microprocessor based trip unit
- Built-in energy metering (2% accuracy class)
- Smart Integration over Communication Network

Trust US...

- > to supply worldwide availability
- > to apply tested and validated solutions
- > to comply to international standards



With Thermal Magnetic Trip Unit (TMD)



- Ics = 100% Icu as per IEC 60947-2
- Adjustable thermal setting 0.7 - 1 x In
- Adjustable magnetic setting 5 – 10 x Ir **
- Transparent cover for trip unit as standard
- Breaking Capacity enhancement upto 150kA with a higher capacity upstream (Cascading)
- Exceptional current limiting < 6 x 105 A2S

Breaking Capacity Icu as per IEC 60947-2	Rated Current	Three Pole Reference	Unit LP [₹]	Four Pole Reference	Unit LP [₹]
25kA	16A	LV429557	9380	LV429567	13480
	25A	LV429556 ✓	9380	LV429566	13480
	32A	LV429555 ✓	9380	LV429565	13480
	40A	LV429554 ✓	9380	LV429564	13480
	50A	LV429553	9380	LV429563	13480
	63A	LV429552 ✓	9380	LV429562 ✓	13480
	80A	LV429551 ✓	9380	LV429561	13480
	100A	LV429550 ✓	9380	LV429560 ✓	13480
	125A	LV430311 ✓	16520	LV430321 ✓	20360
	160A	LV430310 ✓	17690	LV430320 ✓	22180
36kA	200A	LV431111	25630	LV431121 ✓	30830
	250A	LV431110 ✓	26120	LV431120 ✓	31440
	16A	LV429637 ✓	11430	LV429647	14470
	25A	LV429636 ✓	11430	LV429646	14470
	32A	LV429635 ✓	11430	LV429645 ✓	14470
	40A	LV429634 ✓	11430	LV429644	14470
	50A	LV429633	11430	LV429643	14470
	63A	LV429632 ✓	11430	LV429642 ✓	14470
	80A	LV429631 ✓	11430	LV429641	14470
	100A	LV429630 ✓	11430	LV429640 ✓	14470
50kA	125A	LV430631 ✓	17080	LV430641 ✓	21270
	160A	LV430630 ✓	17930	LV430640 ✓	22940
	200A	LV431631 ✓	25960	LV431641 ✓	32000
	250A	LV431630 ✓	26710	LV431640 ✓	33280
	16A	LV429847	13590	LV429857	17050
	25A	LV429846	13590	LV429856	17050
	32A	LV429845 ✓	13590	LV429855	17050
	40A	LV429844 ✓	13590	LV429854	17050
	50A	LV429843	13590	LV429853	17050
	63A	LV429842 ✓	13590	LV429852	17050
70kA	80A	LV429841 ✓	13590	LV429851	17050
	100A	LV429840 ✓	13590	LV429850	17050
	125A	LV430841 ✓	20540	LV430851	23620
	160A	LV430840 ✓	20970	LV430850	24800
	200A	LV431831 ✓	27980	LV431841	34180
	250A	LV431830 ✓	28510	LV431840	36260
	16A	LV429677	17380	LV429687	22410
	25A	LV429676	17380	LV429686	22410
	32A	LV429675	17380	LV429685	22410
	40A	LV429674	17380	LV429684	22410
70kA	50A	LV429673	17380	LV429683	22410
	63A	LV429672 ✓	17380	LV429682	22410
	80A	LV429671	17380	LV429681	22410
	100A	LV429670 ✓	17380	LV429680	22410
	125A	LV430671	32350	LV430681	34380
	160A	LV430670 ✓	32690	LV430680	35060
	200A	LV431671	37160	LV431681	48280
	250A	LV431670 ✓	37520	LV431680	48760

Note:

- ** applicable for NSX 200A & 250A
- For higher breaking capacities (100kA and 150kA); for Generator Protection MCCB and other special application MCCB, contact our nearest Sales office.

For details on non-standard references, technical parameters, stockable and non-stockable status, please contact Customer Care Centre.

✓ NORMAL STOCK ITEMS

W.E.F. January 27, 2020

With Micrologic 2 (µP -ASIC based)



- Protection type LS01N
- Ics = 100% Icu as per IEC 60947-2
- Adjustable overload from 0.40 - 1 x In
- Adjustable short circuit from 1.5 - 10 x Ir
- Innovative front indication LED's (Ready, Overload pre-alarm & Overload)
- Two frame sizes up to 630A
- Breaking Capacity enhancement upto 150kA with a higher capacity upstream (Cascading)
- Adjustable neutral protection - N, N/2, OFF for 4 Pole MCCB

Breaking Capacity Icu as per IEC 60947-2	Rated Current	Three Pole Reference	Unit LP [₹]	Four Pole Reference	Unit LP [₹]
25kA	40A	LV429777 <input checked="" type="checkbox"/>	16500	LV429787	21240
	100A	LV429775 <input checked="" type="checkbox"/>	16500	LV429785 <input checked="" type="checkbox"/>	21240
	160A	LV430745 <input checked="" type="checkbox"/>	21080	LV430750 <input checked="" type="checkbox"/>	26890
	250A	LV431140 <input checked="" type="checkbox"/>	27710	LV431150 <input checked="" type="checkbox"/>	35540
36kA	40A	LV429772	16780	LV429782	21340
	100A	LV429770 <input checked="" type="checkbox"/>	16780	LV429780 <input checked="" type="checkbox"/>	21340
	160A	LV430770 <input checked="" type="checkbox"/>	21460	LV430780 <input checked="" type="checkbox"/>	29660
	250A	LV431770 <input checked="" type="checkbox"/>	29010	LV431780 <input checked="" type="checkbox"/>	40210
	400A	LV432676 <input checked="" type="checkbox"/>	40220	LV432677 <input checked="" type="checkbox"/>	45920
	630A	LV432876 <input checked="" type="checkbox"/>	42520	LV432877 <input checked="" type="checkbox"/>	55120
50kA	40A	LV429797	20130	LV429807	27240
	100A	LV429795 <input checked="" type="checkbox"/>	20130	LV429805 <input checked="" type="checkbox"/>	28050
	160A	LV430775 <input checked="" type="checkbox"/>	25510	LV430785	33190
	250A	LV431870 <input checked="" type="checkbox"/>	33130	LV431875 <input checked="" type="checkbox"/>	43070
	400A	LV432693 <input checked="" type="checkbox"/>	42050	LV432694 <input checked="" type="checkbox"/>	54610
	630A	LV432893 <input checked="" type="checkbox"/>	43580	LV432894 <input checked="" type="checkbox"/>	57740
70kA	40A	LV429792	25420	LV429802	32200
	100A	LV429790	25800	LV429800	32200
	160A	LV430790	34080	LV430800	43500
	250A	LV431790	38290	LV431800	55250
	400A	LV432695 <input checked="" type="checkbox"/>	47840	LV432696	62820
	630A	LV432895 <input checked="" type="checkbox"/>	49030	LV432896	76260

Note: For higher breaking capacities (100kA and 150kA); for Generator Protection MCCB and other special application MCCB, contact our nearest Sales office.

With Micrologic 2 (µP -ASIC based) / TMD / MA+ shunt +GFP

- Protection type LS01GN
- Ics = 100% Icu as per IEC 60947-2
- Fault indication for GF (LED type) meant for human safety
- Adjustable overload from 0.36 - 1 x In
- Adjustable short circuit from 1.5 - 10 x Ir
- Adjustable earth fault sensitivity selection 10 to 60%
- Innovative front indication LED's (Ready, Overload pre-alarm & Overload)
- Two frame sizes up to 630A
- Suitable for 3P3W & 3P4W electrical distribution network
- Breaking Capacity enhancement upto 150kA with a higher capacity upstream (Cascading)
- Adjustable neutral protection - N, N/2, OFF for 4 Pole MCCB

MCCB Frame	Relay Module rated current	3 Ph + 3W Reference	Unit LP [₹]	3 Ph + 4W Reference	Unit LP [₹]
CVS/NSX100	32, 40, 50, 63, 80, 100	GFP11CT13P <input checked="" type="checkbox"/>	5280	GFP11CT14P <input checked="" type="checkbox"/>	5790
CVS/NSX 160 / 250	125, 160, 200, 250	GFP12CT23P <input checked="" type="checkbox"/>	6000	GFP12CT24P <input checked="" type="checkbox"/>	6780
CVS/NSX 400 / 630	400, 630	GFP13CT33P <input checked="" type="checkbox"/>	9070	GFP13CT34P <input checked="" type="checkbox"/>	9910
CVS 800	800	GFP14CT43P <input checked="" type="checkbox"/>	11190	GFP14CT44P <input checked="" type="checkbox"/>	12520

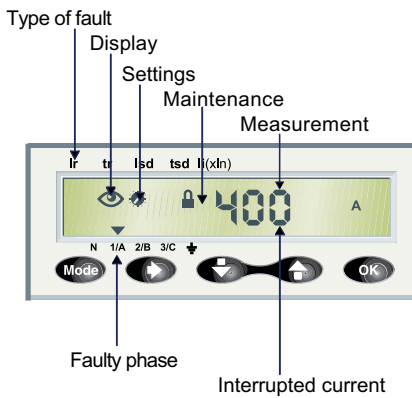
Note: Kindly order NSX/CVS MCCB +GFP+. Shunt trip coil.

For details on non-standard references, technical parameters, stockable and non-stockable status, please contact Customer Care Centre.

NORMAL STOCK ITEMS

W.E.F. January 27, 2020

With Micrologic 6A (Embedded current metering and communication capable)



- Protection type LSIGN
- Ics = 100% Icu as per IEC 60947-2
- Current measurements (Phase & neutral, Average, Highest of phases, Ground fault current, Maximeter / Minimeter, Current unbalance between phases)
- Adjustable overload from $I_r 0.36$ to $1 \times I_n$ and $t_r = 0.5 - 16$ s
- Adjustable short circuit from $I_{sd} 1.5 - 10 \times I_r$ and $t_{sd} I_{2tON/OFF} 0.1 - 0.4$ s
- Adjustable earth fault $0.4 - 1 \times I_n$ (for $I_n=40A$) & $0.2 - 1 \times I_n$ (for $I_n>40A$) and $t_g I_{2tON/OFF} 0.1 - 0.4$ s
- Instantaneous protection $I_i 1.5 \times I_n - 15 \times I_n$ (40 - 160A), $12 \times I_n$ (250 - 400A) and $11 \times I_n$ (630A)
- Innovative front indication LED's (Ready, Overload pre-alarm & Overload)
- Fault distinction on the display of trip unit (type of fault, interrupted fault current and faulty phase)
- Zone Selective Interlocking (ZSI) as standard
- Breaking Capacity enhancement upto 150kA with a higher capacity upstream (Cascading)
- External Neutral CT required for highly un-balanced TP-N system has to be ordered at extra price
- Adjustable neutral protection - N, N/2, OFF and oversized neutral (standard feature) for 4 Pole MCCB.

Breaking Capacity Icu as per IEC 60947-2"	Rated Current	Three Pole Reference	Unit LP [₹]	Four Pole Reference	Unit LP [₹]
25kA	40A	LV429014X62A40	37160	LV429015X62A40	On request
	100A	LV429014X62A100	37160	LV429015X62A100	41590
	160A	LV430390X62A160	39300	LV430395X62A160	47260
	250A	LV431390X62A250	45000	LV431395X62A250	53910
36kA	40A	LV429003X62A40	37340	LV429008X62A40	42400
	100A	LV429003X62A100	37340	LV429008X62A100	42400
	160A	LV430403X62A160	40610	LV430408X62A160	48770
	250A	LV431403X62A250	45540	LV431408X62A250	56490
	400A	LV432413X63A400	53510	LV432415X63A400	60880
50kA	630A	LV432813X63A630	61480	LV432815X63A630	72370
	40A	LV429006X62A40	39830	LV429011X62A40	45650
	100A	LV429006X62A100	39830	LV429011X62A100	45650
	160A	LV430406X62A160	46100	LV430411X62A160	49860
	250A	LV431406X62A250	49260	LV431411X62A250	57830
70kA	400A	LV432403X63A400	54990	LV432408X63A400	67250
	630A	LV432803X63A630	61710	LV432808X63A630	77000
	40A	LV429004X62A40	44540	LV429009X62A40	51110
	100A	LV429004X62A100	44540	LV429009X62A100	51110
	160A	LV430404X62A160	54600	LV430409X62A160	60860
	250A	LV431404X62A250	55700	LV431409X62A250	83150
	400A	LV432404X63A400	69760	LV432409X63A400	87170
	630A	LV432804X63A630	71900	LV432809X63A630	95580

For details on non-standard references, technical parameters, stockable and non-stockable status, please contact Customer Care Centre.

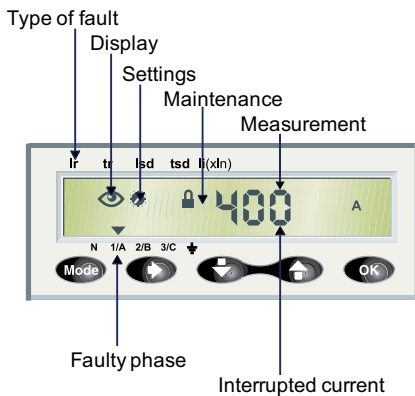
NORMAL STOCK ITEMS

W.E.F. January 27, 2020

Micrologic 6 E (Embedded Energy metering and communication capable)



- Features over and above Micrologic 6A.
- Current Measurements (Phase & neutral, Average, Highest of Phases, Ground Fault current, Maximeter/Minimeter, Current Unbalance between Phases)
- Voltage Measurements (Phase-Phase & Phase-neutral, Average, Ph-Ph & Ph-N voltage unbalance)
- Frequency Measurements
- Power Quality Indicator (Total Harmonic Distortion for Current and Voltage)
- Power Measurements (Active, Reactive and Apparent Power, total and per phase and Power Factor and cos (phi))
- Demand Currents and Power Measurements (Demand Values, total & per phase, Maximum Demand)
- Energy Metering (Active, Reactive and Apparent energy, total and per phase)
- Indications, Alarms and Histories (Indication of fault types, Alarms for high/low threshold, operating histories & time stamped tables)
- Maintenance Indicators (Operation, trip and alarm counters; Operating Hours Counter; Contact wear: Load profile and thermal image)



Breaking Capacity Icu as per IEC 60947-2	Rated Current	Three Pole Reference	Unit LP [₹]	Four Pole Reference	Unit LP [₹]
25kA	40A	LV429014X62E40		LV429015X62E40	
	100A	LV429014X62E100		LV429015X62E100	
	160A	LV430390X62E160		LV430395X62E160	
	250A	LV431390X62E250		LV431395X62E250	
36kA	40A	LV429003X62E40		LV429008X62E40	
	100A	LV429003X62E100		LV429008X62E100	
	160A	LV430403X62E160		LV430408X62E160	
	250A	LV431403X62E250		LV431408X62E250	
	400A	LV432413X63E400		LV432415X63E400	
50kA	630A	LV432813X63E630	On request	LV432815X63E630	On request
	40A	LV429006X62E40		LV429011X62E40	
	100A	LV429006X62E100		LV429011X62E100	
	160A	LV430406X62E160		LV430411X62E160	
	250A	LV431406X62E250		LV431411X62E250	
70kA	400A	LV432403X63E400		LV432408X63E400	
	630A	LV432803X63E630		LV432808X63E630	
	40A	LV429004X62E40		LV429009X62E40	
	100A	LV429004X62E100		LV429009X62E100	
	160A	LV430404X62E160		LV430409X62E160	
70kA	250A	LV431404X62E250		LV431409X62E250	
	400A	LV432404X63E400		LV432409X63E400	
	630A	LV432804X63E630		LV432809X63E630	

For details on non-standard references, technical parameters, stockable and non-stockable status, please contact Customer Care Centre.

☑ NORMAL STOCK ITEMS

W.E.F. January 27, 2020

With Magnetic Trip Unit MA type



- Ics = 100% Icu as per IEC 60947-2
- Adjustable magnetic setting I_m 6 -14 x I_n (2.5 - 100A) & 9 - 14 x I_n (150 - 200A)
- Type - 2 Co-ordination charts upto 110 kW at 400V
- Breaking Capacity enhancement upto 150kA with a higher capacity upstream (Cascading)
- Adjustable neutral protection - N, N/2, OFF for 4 Pole MCCB
- Rated at 650C as per motor standards

Breaking Capacity Icu as per IEC 60947-2	Rated Current	Three Pole Reference	Unit LP [₹]
36kA	2.5A	LV429745	12220
	6.3A	LV429744	12220
	12.5A	LV429743	12220
	25A	LV429742	12220
	50A	LV429741	12220
	100A	LV429740 <input checked="" type="checkbox"/>	12220
	150A	LV430830	17370
	220A	LV431748	28490
50kA	2.5A	LV429755	13800
	6.3A	LV429754	13800
	12.5A	LV429753	13800
	25A	LV429752	13800
	50A	LV429751	13800
	100A	LV429750 <input checked="" type="checkbox"/>	13800
	150A	LV430832	21190
	220A	LV431752	31260
70kA	2.5A	LV429765	17570
	6.3A	LV429764	17570
	12.5A	LV429763	17570
	25A	LV429762	17570
	50A	LV429761	17570
	100A	LV429760	17570
	150A	LV430834	31800
	220A	LV431756	49320

With Micrologic 1.3M



- Ics = 100% Icu as per IEC 60947-2
- Suitable for Isolation
- Adjustable short circuit $I_{sd} = 5 - 13 \times I_n$
- Front indication LED (Ready LED)
- Type - 2 Co-ordination charts upto 250 kW at 400V
- Rated at 650C as per motor standards

Breaking Capacity Icu as per IEC 60947-2	Rated Current	Three Pole Reference	Unit LP [₹]
36kA	320A	LV432748	38830
	500A	LV432948	46700
50kA	320A	LV432749	42500
	500A	LV432949	48780
70kA	320A	LV432750	54430
	500A	LV432950	54760

Note: For higher breaking capacities (100kA and 150kA), contact our nearest Sales office.

For details on non-standard references, technical parameters, stockable and non-stockable status, please contact Customer Care Centre.

NORMAL STOCK ITEMS

W.E.F. January 27, 2020

With Micrologic 2M (µP - ASIC based)



- Ics = 100% Icu as per IEC 60947-2
- Adjustable overload Ir 0.45 - 1 x In
- Adjustable short circuit I_{sd} 5 - 13 x Ir
- Trip class selection: Class 5, Class 10 & Class 20
- Phase unbalance or Phase Loss
- Type - 2 Co-ordination charts upto 315 kW at 400V
- Front indication LED's (Ready & temperature rise alarm)
- Breaking Capacity enhancement upto 150kA with a higher capacity upstream (Cascading)
- Adjustable neutral protection - N, N/2, OFF for 4 Pole MCCB
- Rated at 650C as per motor standards

Breaking Capacity Icu as per IEC 60947-2	Rated Current	Three Pole Reference	Unit LP [₹]
36kA	25A	LV429828	17480
	50A	LV429827	17480
	100A	LV429825	17480
	150A	LV430985	25920
	220A	LV431160	34380
	320A	LV432775	46990
50kA	500A	LV432975	56620
	25A	LV429833	21540
	50A	LV429832	21540
	100A	LV429830	21690
	150A	LV430988	28880
	220A	LV431165	36430
70kA	320A	LV432776	54000
	500A	LV432976	57030
	25A	LV429838	25960
	50A	LV429837	25960
	100A	LV429835	26150
	150A	LV430991	41820
	220A	LV431170	45880
	320A	LV432777	64440
	500A	LV432977	67540

Note:

- For higher breaking capacities (100kA and 150kA), contact our nearest Sales office.
- For arriving at the Reference of the MCCB with Micrologic 6E-M, please contact our nearest Sales office.

Micrologic 6 E-M



- In addition to Embedded Energy Metering features of Micrologic 6E, the below Motor
- Application parameters are present in Micrologic 6E-M
- Overload protection: Ir 0.45 - 1 x In
- Short circuit protection: I_{sd} 5 - 13 x Ir
- Ground fault protection: I_g 0.4 - 1 x In (for In=40A) & 0.2 - 1 x In (for In>40A) and tg I_{2t}ON/OFF 0.1 - 0.4s
- Phase unbalance or Phase loss
- Trip class selection: Class 5, Class10, Class20 & Class30
- Cooling fan selection: self cooled or fan cooled motors
- Iunbalance: 10 - 40% of average current and time delay 0.7s (starting) & 1 - 10s (normal operation)
- Locked Rotor: I_{jam} 1 - 8 x Ir or I_{jam} can be made OFF and t_{jam} 1 - 30s
- Under-Load (under-current): I_{und} 0.3 - 0.9 x Ir or I_{und} can be made OFF and t_{und} 1 - 200s
- Long Starts I_{llong} 1 - 8 x Ir or I_{llong} can be made OFF and t_{llong} 1 - 200s
- Neutral: OFF or 0.5 x Ir or oversized neutral standard
- Front indication LED's (Ready & temperature rise alarm)
- Zone Selective Interlocking (ZSI) as standard
- Fault distinction on the display of trip unit (type of fault, interrupted fault current and faulty phase)

For details on non-standard references, technical parameters, stockable and non-stockable status, please contact Customer Care Centre.

NORMAL STOCK ITEMS

W.E.F. January 27, 2020

With Micrologic 4 Vigi



- Standard protection for electrical distribution-overload, short circuit & neutral protection
- Earth leakage protection-Adjustable leakage threshold (IΔn) and adjustable time delay threshold
 - Sensitivity IΔn (A)
 - Type A: 30mA - 100mA - 300mA - 500mA - 1A - 3A - 5A (for the ratings 40 to 250A)
 - Type B: 300mA - 500mA - 1A - 3A - 5A - 10A (for the ratings 400 to 570A)
- Alarming & Fault Indication

Breaking Capacity Icu as per IEC 60947-2	Rated Current	Three Pole Reference	Unit LP [€]	Four Pole Reference	Unit LP [€]
25kA	40A	LV433810	28560	LV433818	32030
	100A	LV433811	28560	LV433819	32030
	160A	LV433813	30240	LV433821	36440
	250A	LV433816	34650	LV433824	41480
36kA	40A	LV433826	28560	LV433834	32870
	100A	LV433827	28560	LV433835	32870
	160A	LV433829	31190	LV433837	37070
	250A	LV433832	34970	LV433840	42840
	400A	LV433934	48510	LV433936	54600
50kA	570A	LV433935	55650	LV433937	64890
	40A	LV433842	31190	LV433850	35390
	100A	LV433843	31190	LV433851	35390
	160A	LV433845	35390	LV433853	37800
	250A	LV433848	37700	LV433856	43890
	400A	LV433938	49770	LV433940	60270
70kA	570A	LV433939	55860	LV433941	69090
	40A	LV433858	34440	LV433866	39590
	100A	LV433859	34440	LV433867	39590
	160A	LV433861	42320	LV433869	47040
	250A	LV433864	43160	LV433872	65630
	400A	LV433942	63840	LV433944	79700
	570A	LV433943	65730	LV433945	87360

For details on non-standard references, technical parameters, stockable and non-stockable status, please contact Customer Care Centre.

NORMAL STOCK ITEMS

W.E.F. January 27, 2020

MCCBs for DC Network Protection

Compact NSX DC

Range - 16A to 1200A in Two frames sizes with Thermal Magnetic Trip Unit (TMD)



- Comply to IEC60947 -2 standards
- Breaking Capacity up to 100kA
- Isolation with Positive Break Indication
- Fixed, Plug-in and Draw out type upto 600A
- TMD based trip unit
- New ratings 400A , 600A and 630A to 1200A

		NSX100	NSX160	NSX250	NSX400	NSX630		NSX1200	
Poles	Breaking Capacity	16A to 100A	125A to 160A	200A to 250A	250A to 400A	500A	600A	630A to 1200A*	
3P/4P	F 36kA @750VDC	■							
3P/4P	S 100kA @750VDC	■							
3P/4P	F 36kA @500VDC						■		
3P/4P	S 100kA @500VDC						■		
2P	F 36kA @ 500VDC	■							
2P	M 85kA @ 500VDC	■							
2P	S 100kA @ 500VDC	■							
2P	N 50kA @ 600VDC							■	
1P	F 36kA @ 250VDC	■							
1P	N 50kA @ 250VDC	■							
1P	M 85kA @ 250VDC	■							

Breaking Capacity Icu as per IEC 60947-2	Rated Current	Three Pole Reference	Unit LP [₹]	Four Pole Reference	Unit LP [₹]
36kA	100A	LV438003XTMDC100	15985	LV438008XTMDC100	On request
	160A	LV438103XTMDC160	19670	LV438108XTMDC160	26555
	250A	LV438203XTMDC250	24505	LV438208XTMDC250	31960
	400A	LV438267	34165	LV438262	38790
	500A	LV438268	40985	LV438263	50095
	600A	LV438269	43285	LV438264	52395
100kA	100A	LV438018XTMDC100		LV438019XTMDC100	25820
	160A	LV438118XTMDC160	On request	LV438119XTMDC160	31960
	250A	LV438218XTMDC250		LV438219XTMDC250	43645
	400A	LV438277	48785	LV438272	59420
	500A	LV438278	53270	LV438273	64260
	600A	LV438279	53270	LV438274	64260

Note:

- For 1P / 2P contact customer care
- NSX 1200 prices on request

For details on non-standard references, technical parameters, stockable and non-stockable status, please contact Customer Care Centre.

NORMAL STOCK ITEMS

W.E.F. January 27, 2020



Indication contacts



SDTAM remote indication relay module



SDx remote indication relay module



Voltage Release



Motor Mechanism

Description	Reference	Unit LP [€]
Auxiliary contacts (changeover) Multifunction		
OF or SD or SDE or SDV	29450 <input checked="" type="checkbox"/>	880
OF or SD or SDE or SDV low level	29452	965
SDE adaptor for trip unit TM or MA or Micrologic 2 \$\$	LV429451 <input checked="" type="checkbox"/>	700
SDX 2-PROGRAMMABLE CONTACTS FOR MICROLOGIC		
SDx module 24/415 V AC/DC	LV429532	11100
SDTAM contactor tripping module for Micrologic 2- M/6 E-M		
SDTAM 24/415 V AC/DC overload fault indication	LV429424	11505

\$\$ To be considered along with SDE contact for MCCB with TMD/MA./Micrologic 2 protection.

Voltage Releases

Description	Shunt Release Reference	Unit LP [€]	Undervoltage Reference	Unit LP [€]
AC				
24 V 50/60 Hz	LV429384	2250	LV429404	2930
48 V 50/60 Hz	LV429385		LV429405	
110-130 V 50/60 Hz	LV429386 <input checked="" type="checkbox"/>		LV429406 <input checked="" type="checkbox"/>	
220-240 V 50/60 Hz	LV429387 <input checked="" type="checkbox"/>		LV429407 <input checked="" type="checkbox"/>	
380-415 V 50 Hz	LV429388 <input checked="" type="checkbox"/>		LV429408 <input checked="" type="checkbox"/>	
525 V 50 Hz	LV429389		LV429409	
DC				
12 V	LV429382	2250	LV429402	2930
24 V	LV429390 <input checked="" type="checkbox"/>		LV429410 <input checked="" type="checkbox"/>	
30 V	LV429391		LV429411	
48 V	LV429392		LV429412	
60 V	LV429383		LV429403	
125 V	LV429393		LV429413	
250 V	LV429394		LV429414 <input checked="" type="checkbox"/>	

Installation Accessories

Description	100/160/250A Reference	Unit LP [€]	400/630A Reference	Unit LP [€]
Spreaders & Phase Barrier				
Spreaders (Set of 3) 3P	LV431563 <input checked="" type="checkbox"/>	620	32492 <input checked="" type="checkbox"/>	1400
Spreaders (Set of 4) 4P	LV431564 <input checked="" type="checkbox"/>	820	32493 <input checked="" type="checkbox"/>	1780
Phase Barrier (Set of 6)	*	-	LV432570 <input checked="" type="checkbox"/>	750
Interlocking				
For Breaker with Rotary Handle	LV429369	8655	LV432621	10895
For Breaker with Toggle	LV429354	9465	LV432614	10895
Mechanical Interlocking with Base Plate	29349**	18560	32609**	39090
Locking of Rotary Handle				
Locking Device	LV429344 <input checked="" type="checkbox"/>	550	LV432604 <input checked="" type="checkbox"/>	750
Ronis Keylock (1 Lock + 1 Key set)	41940 <input checked="" type="checkbox"/>	3785	41940 <input checked="" type="checkbox"/>	3785
Ronis Keylock (2 Locks + 1 Key set)	41950 <input checked="" type="checkbox"/>	On request	41950 <input checked="" type="checkbox"/>	On request
Profalux Keylock (1 Lock + 1 Key set)	42888	6385	42888	6385
Profalux Keylock (2 Locks + 1 Key set)	42878	7290	42878	7290

* supplied as standard with spreader

** Mechanical Interlocking with Base Plate to be ordered with Safety trip interlock (LV429270 for 29349 and LV432520 for 32609)

For details on non-standard references, technical parameters, stockable and non-stockable status, please contact Customer Care Centre.

NORMAL STOCK ITEMS

W.E.F. January 27, 2020



FDM121: Front Display Module



Test Battery



Power Supply Module B



SCM: Breaker Status and Control Module

Motor Mechanism

Type	Voltage	100/160A Reference	Unit LP [₹]	250A Reference	Unit LP [₹]	400/630A Reference	Unit LP [₹]
Motor Mechanism Modules with SDE Adaptor ⁽¹⁾							
AC 50/60 Hz	48-60 V	LV429440	20440	LV431548	22590	LV432639	32830
	110-130 V	LV429433		LV431540		LV432640	
	220-240 V	LV429434 <input checked="" type="checkbox"/>		LV431541 <input checked="" type="checkbox"/>		LV432641 <input checked="" type="checkbox"/>	
	380-415 V	LV429435		LV431542		LV432642	
	440-480 V	LV429435		LV431542		LV432647	
DC	24-30 V	LV429436	28105	LV431543	30475	LV432643	40275
	48-60 V	LV429437		LV431544		LV432644	
	110-130 V	LV429438		LV431545		LV432645	
	250 V	LV429439		LV431546		LV432646	

(1) With every Motor Mechanism, please order 1 no. auxiliary contact additionally. For other voltages of motor mechanism please consult Customer Care.

Description	100/160/250A Reference	Unit LP [₹]	400/630A Reference	Unit LP [₹]
Locking of Motor Mechanism				
Keylock adaptor + Ronis keylock (special)	LV429449	2825	-	-
Locking Device	-	-	LV432649	865
Ronis Keylock	-	-	41940 <input checked="" type="checkbox"/>	3785
Profalux Keylock	-	-	42888	6385
Torque Limiting Screws (Set of 12)	LV429513	2000	LV432513	2350

Monitoring and Control, test tools- Compact and NSX100 - 630

Monitoring and Control (Remote Operation)

Description	Reference	Unit LP [₹]
ULP Display Module		
Switchboard front display module FDM121	TRV00121 <input checked="" type="checkbox"/>	11620
ULP Wiring Accessories		
NSX cord L = 0.35 m	LV434200	2680
NSX cord L = 1.3 m	LV434201	2700
5 RJ45/RJ45 MALE Cord L = 1m	TRV00810	2535
10 Stacking connectors for COM interface	TRV00217	3950
ULP Communication Module		
IFM MODBUS Interface Module	LV434000	9790
BSCM (Breaker Status and Control Module)	LV434205 <input checked="" type="checkbox"/>	8500
Power Supply Modules		
External power supply module 24 V DC-1 A OVC IV		
200-240 V AC	LV454444 <input checked="" type="checkbox"/>	15480
Pocket battery for Micrologic NSX100-630	LV434206	16900

Maintenance Module for advanced configuration and testing, contact our nearest Sales office.

ULP = Universal Logic Plug

For details on non-standard references, technical parameters, stockable and non-stockable status, please contact Customer Care Centre.

NORMAL STOCK ITEMS

W.E.F. January 27, 2020



Direct Rotary Handle



Extended Rotary Handle




Plug in Base



Draw-Out Chassis Kit

Description	100/160/250A Reference	Unit LP [₹]	400/630A Reference	Unit LP [₹]
Rotary Handles				
Standard direct black handle	LV429337 <input checked="" type="checkbox"/>	1165	LV432597 <input checked="" type="checkbox"/>	1750
Standard extended rotary handle	LV429338 <input checked="" type="checkbox"/>	1770	LV432598 <input checked="" type="checkbox"/>	3140
Plug in Base (Complete Kit)				
3 Pole	LV429289 <input checked="" type="checkbox"/>	8280	LV432538 <input checked="" type="checkbox"/>	18990
4 Pole	LV429290 <input checked="" type="checkbox"/>	10710	LV432539 <input checked="" type="checkbox"/>	23670
Draw-Out Chassis Kit				
3 Pole				
Plug In base	LV429289 <input checked="" type="checkbox"/>	8280	LV432538 <input checked="" type="checkbox"/>	18990
Chassis Side Plate for base	LV429282 <input checked="" type="checkbox"/>	11060	LV432532 <input checked="" type="checkbox"/>	14005
Chassis Side Plate for breaker	LV429283 <input checked="" type="checkbox"/>	5860	LV432533 <input checked="" type="checkbox"/>	8160
4 Pole				
Plug In base	LV429290 <input checked="" type="checkbox"/>	10710	LV432539 <input checked="" type="checkbox"/>	23670
Chassis Side Plate for base	LV429282 <input checked="" type="checkbox"/>	11060	LV432532 <input checked="" type="checkbox"/>	14005
Chassis Side Plate for breaker	LV429283 <input checked="" type="checkbox"/>	5860	LV432533 <input checked="" type="checkbox"/>	8160
Plug In / Withdrawable version Accessories				
Automatic Auxilliary Connectors				
1 9-wire fixed connector (for base)	LV429273	1155	LV429273	1155
1 9-wire moving connector (for circuit breaker)	LV429274	810	LV432523 <input checked="" type="checkbox"/>	865
1 support for 2 moving connectors	LV429275	620	LV432525 <input checked="" type="checkbox"/>	620
Manual Auxilliary Connectors				
9-wire manual auxiliary connector (fixed + moving)	LV429272	3960	LV429272	3960

Note: Above auxiliary connectors to be used with Plug-in and Withdrawable MCCB when Auxiliary Contact, Shunt, UnderVoltage or Motor Mechanism is used.



BA controller (basic)

- Monitoring of "Normal" source & "Automatic" transfer
- Circuit breaker status indication on front of controller: ON, OFF & fault trip
- Voluntary transfer to "Replacement" source (e.g. energy management commands)

UA controller (advanced)

- Monitoring of "normal" source & "Automatic" transfer
- Circuit breaker status indication on front of controller: on, off & fault trip
- Voluntary transfer to "replacement" source (e.g. energy management commands)
- Delayed (adjustable) shutdown of generator set
- Load shedding & reconnection of non-priority loads
- Transfer to "Replacement" source if one of the phases of the "Normal" phase is absent
- During peak tariff period (energy management commands) forced operation on "Normal" source if "Replacement" source not operational

With NSX100F - NSX630F 36kA 3P MCCB

Breaker for Normal Supply	Breaker for Replacement Supply	3P BA Controller Reference	Unit MRP [₹]	3P UA Controller Reference	Unit MRP [₹]
NSX100F	NSX100F	LV4A3F100100B4	On request	LV4A3F100100U4	On request
NSX160F	NSX100F	LV4A3F160100B4		LV4A3F160100U4	
NSX160F	NSX160F	LV4A3F160160B4		LV4A3F160160U4	
NSX250F	NSX100F	LV4A3F250100B4		LV4A3F250100U4	
NSX250F	NSX160F	LV4A3F250160B4		LV4A3F250160U4	
NSX250F	NSX250F	LV4A3F250250B4		LV4A3F250250U4	
NSX400F	NSX100F	LV4A3F400100B4*		LV4A3F400100U4*	
NSX400F	NSX160F	LV4A3F400160B4*		LV4A3F400160U4*	
NSX400F	NSX250F	LV4A3F400250B4*		LV4A3F400250U4*	
NSX400F	NSX400F	LV4A3F400400B4		LV4A3F400400U4	
NSX630F	NSX160F	LV4A3F630160B4*		LV4A3F630160U4*	
NSX630F	NSX250F	LV4A3F630250B4*		LV4A3F630250U4*	
NSX630F	NSX400F	LV4A3F630400B4		LV4A3F630400U4	
NSX630F	NSX630F	LV4A3F630630B4		LV4A3F630630U4	

With NSX100F - NSX630F 36kA 4P MCCB

Breaker for Normal Supply	Breaker for Replacement Supply	4P BA Controller Reference	Unit MRP [₹]	4P UA Controller Reference	Unit MRP [₹]
NSX100F	NSX100F	LV4A4F100100B4	On request	LV4A4F100100U4	On request
NSX160F	NSX100F	LV4A4F160100B4		LV4A4F160100U4	
NSX160F	NSX160F	LV4A4F160160B4		LV4A4F160160U4	
NSX250F	NSX100F	LV4A4F250100B4		LV4A4F250100U4	
NSX250F	NSX160F	LV4A4F250160B4		LV4A4F250160U4	
NSX250F	NSX250F	LV4A4F250250B4		LV4A4F250250U4	
NSX400F	NSX100F	LV4A4F400100B4*		LV4A4F400100U4*	
NSX400F	NSX160F	LV4A4F400160B4*		LV4A4F400160U4*	
NSX400F	NSX250F	LV4A4F400250B4*		LV4A4F400250U4*	
NSX400F	NSX400F	LV4A4F400400B4		LV4A4F400400U4	
NSX630F	NSX160F	LV4A4F630160B4*		LV4A4F630160U4*	
NSX630F	NSX250F	LV4A4F630250B4*		LV4A4F630250U4*	
NSX630F	NSX400F	LV4A4F630400B4		LV4A4F630400U4	
NSX630F	NSX630F	LV4A4F630630B4		LV4A4F630630U4	

* Downstream coupling accessories are not available.

Note:

Each reference consists of:

- 2 MCCBs with Motor mechanism & Standard Trip Units.
- 4 Auxiliary contacts 2OF + 2SDE
- 1 Base Plate with IVE unit for mechanical & electrical interlocking
- 1 Downstream coupling accessory is supplied only when both the MCCB are of same Frame size
- Control Unit UA or BA

ATS upto 250A are provided with TMD type trip unit & for 400/630A with Micrologic 2 trip unit as standard.

ATS with MCCBs of other breaking capacities & other versions of trip units can also be supplied. Prices available on request.

Above given references with BA/UA controller are suitable for 415VAC control supply.


UA controller with 220/240V AC is not available

Replace suffix "4" by "2" for BA controller with 220/240V AC control supply.

For details on non-standard references, technical parameters, stockable and non-stockable status, please contact Customer Care Centre.

NORMAL STOCK ITEMS

W.E.F. January 27, 2020



BA controller (basic)

- Monitoring of “Normal” source & “Automatic” transfer
- Circuit breaker status indication on front of controller: ON, OFF & fault trip
- Voluntary transfer to “Replacement” source (e.g. energy management commands)

UA controller (advanced)

- Monitoring of “Normal” source & “Automatic” transfer.
- Circuit breaker status indication on front of controller: ON, OFF & fault trip
- Voluntary transfer to “Replacement” source (e.g. energy management commands)
- Delayed (adjustable) shutdown of generator set.
- Load shedding & reconnection of non-priority loads.
- Transfer to “Replacement” source if one of the phases of the “Normal” phase is absent
- During peak tariff period (energy management commands) forced operation on “Normal” source if “Replacement” source not operational

With NSX100N - NSX630N 50kA 3P MCCB

Breaker for Normal Supply	Breaker for Replacement Supply	3P BA Controller Reference	Unit MRP [₹]	3P UA Controller Reference	Unit MRP [₹]
NSX100N	NSX100N	LV4A3N100100B4	On request	LV4A3N100100U4	On request
NSX160N	NSX100N	LV4A3N160100B4		LV4A3N160100U4	
NSX160N	NSX160N	LV4A3N160160B4		LV4A3N160160U4	
NSX250N	NSX100N	LV4A3N250100B4		LV4A3N250100U4	
NSX250N	NSX160N	LV4A3N250160B4		LV4A3N250160U4	
NSX250N	NSX250N	LV4A3N250250B4		LV4A3N250250U4	
NSX400N	NSX100N	LV4A3N400100B4*		LV4A3N400100U4*	
NSX400N	NSX160N	LV4A3N400160B4*		LV4A3N400160U4*	
NSX400N	NSX250N	LV4A3N400250B4*		LV4A3N400250U4*	
NSX400N	NSX400N	LV4A3N400400B4		LV4A3N400400U4	
NSX630N	NSX160N	LV4A3N630160B4*		LV4A3N630160U4*	
NSX630N	NSX250N	LV4A3N630250B4*		LV4A3N630250U4*	
NSX630N	NSX400N	LV4A3N630400B4		LV4A3N630400U4	
NSX630N	NSX630N	LV4A3N630630B4		LV4A3N630630U4	

With NSX100N - NSX630N 50kA 4P MCCB

Breaker for Normal Supply	Breaker for Replacement Supply	4P BA Controller Reference	Unit MRP [₹]	4P UA Controller Reference	Unit MRP [₹]
NSX100N	NSX100N	LV4A4N100100B4	On request	LV4A4N100100U4	On request
NSX160N	NSX100N	LV4A4N160100B4		LV4A4N160100U4	
NSX160N	NSX160N	LV4A4N160160B4		LV4A4N160160U4	
NSX250N	NSX100N	LV4A4N250100B4		LV4A4N250100U4	
NSX250N	NSX160N	LV4A4N250160B4		LV4A4N250160U4	
NSX250N	NSX250N	LV4A4N250250B4		LV4A4N250250U4	
NSX400N	NSX100N	LV4A4N400100B4*		LV4A4N400100U4*	
NSX400N	NSX160N	LV4A4N400160B4*		LV4A4N400160U4*	
NSX400N	NSX250N	LV4A4N400250B4*		LV4A4N400250U4*	
NSX400N	NSX400N	LV4A4N400400B4		LV4A4N400400U4	
NSX630N	NSX160N	LV4A4N630160B4*		LV4A4N630160U4*	
NSX630N	NSX250N	LV4A4N630250B4*		LV4A4N630250U4*	
NSX630N	NSX400N	LV4A4N630400B4		LV4A4N630400U4	
NSX630N	NSX630N	LV4A4N630630B4		LV4A4N630630U4	

* Downstream coupling accessories are not available.

Note:

Each reference consists of:

- 2 MCCBs with Motor mechanism & Standard Trip Units.
- 4 Auxiliary contacts 2OF + 2SDE
- 1 Base Plate with IVE unit for mechanical & electrical interlocking
- 1 Downstream coupling accessory is supplied only when both the MCCB are of same Frame size.
- Control Unit UA or BA

ATS upto 250A are provided with TMD type trip unit & for 400/630A with Micrologic 2 trip unit as standard.

ATS with MCCBs of other breaking capacities & other versions of trip units can also be supplied. Prices available on request.

Above given references with BA/UA controller are suitable for 415V AC control supply.

UA controller with 220/240V AC is not available

Replace suffix “4” by “2” for BA controller with 220/240V AC control supply.

For details on non-standard references, technical parameters, stockable and non-stockable status, please contact Customer Care Centre.

✓ NORMAL STOCK ITEMS

W.E.F. January 27, 2020

Compact NS

Simply A Step Ahead

Circuit breakers and switch-disconnectors from 800 to 3200A

- Category B MCCBs
 - Ethernet based monitoring, control, alarm notification for energy, asset and network management
 - Built-in energy metering with combined accuracy class of 2% for improved energy efficiency
- Total Discrimination
Breaking Capacity upto 150kA



2 sizes:

from 800 to 3200A



Compact NS800A to 1600



Compact NS1600b to 3200



Micrologic without Display

Micrologic A

Micrologic E

Micrologic P

LB 200kA	■	■			
L 150kA	■	■	■		
H 70kA	■	■	■	■	■
n 50kA	■	■	■	■	■
	NS630b	NS800	NS1000	NS1250	NS1600
H 85kA	■	■	■	■	
N 70kA	■	■	■	■	
	NS1600b	NS2300	NS2500	NS3200	

For details on non-standard references, technical parameters, stockable and non-stockable status, please contact Customer Care Centre.

☑ NORMAL STOCK ITEMS

W.E.F. January 27, 2020

With Micrologic Trip Units (Common for ACBs & MCCBs) - Unique Feature of Schneider Electric devices



With Micrologic 2.0 Manual Fixed

- LED overload alarm indicator
- Test Facility
- Adjustable neutral protection - N, N/2, OFF for 4 Pole MCCBs
- Adjustable overload (Ir) 0.4 - 1 x In
- Short circuit (Instantaneous) 1.5 - 10 x Ir

Breaking Capacity Icu as per IEC 60947-2	Rated Current [A]	Three Pole Reference	Unit LP [₹]	Four Pole Reference	Unit LP [₹]
With Direct Rotary Handle					
50kA	800	INA_3P33466D <input checked="" type="checkbox"/>	On request	INA_4P33469D	On request
	1000	INA_3P33472D		INA_4P33475D	
	1250	INA_3P33478D		INA_4P33480D	
70kA	800	INA_3P33467D		INA_4P33470D	
	1000	INA_3P33473D		INA_4P33476D	
	1250	INA_3P33479D		INA_4P33481D	
With Extended Rotary Handle					
50kA	800	INA_3P33466E <input checked="" type="checkbox"/>	On request	INA_4P33469E <input checked="" type="checkbox"/>	On request
	1000	INA_3P33472E <input checked="" type="checkbox"/>		INA_4P33475E <input checked="" type="checkbox"/>	
	1250	INA_3P33478E <input checked="" type="checkbox"/>		INA_4P33480E	
70kA	800	INA_3P33467E		INA_4P33470E	
	1000	INA_3P33473E		INA_4P33476E	
	1250	INA_3P33479E		INA_4P33481E	



With Micrologic 6.0.A Manual Fixed

- LED overload alarm indicator
- Test Facility
- Adjustable neutral protection - N, N/2, OFF
- With ammeter display & bargraph (Bargraph is unique feature of Schneider MCCB)
- Zone Selective Interlocking
- Communication optional
- Individual fault indication by LED

Breaking Capacity Icu as per IEC 60947-2	Rated Current [A]	Three Pole Reference	Unit LP [₹]	Four Pole Reference	Unit LP [₹]
With Direct Rotary Handle					
50kA	800	INA_3P96466D	On request	INA_4P96469D	On request
	1000	INA_3P96472D		INA_4P96475D	
	1250	INA_3P96478D		INA_4P96480D	
70kA	800	INA_3P96467D		INA_4P96470D	
	1000	INA_3P96473D		INA_4P96476D	
	1250	INA_3P96479D		INA_4P96481D	
With Extended Rotary Handle					
50kA	800	INA_3P96466E	On request	INA_4P96469E	On request
	1000	INA_3P96472E		INA_4P96475E	
	1250	INA_3P96478E		INA_4P96480E	
70kA	800	INA_3P96467E		INA_4P96470E	
	1000	INA_3P96473E		INA_4P96476E	
	1250	INA_3P96479E		INA_4P96481E	

Remarks: Trip Unit Micrologic 6.0.A

Parameter	Description	Setting
Ir	Adjustable Overload Current	0.4 - 1 x In
tr	Adjustable Overload time delay	0.5 - 24 sec
Isd	Adjustable Short Circuit Current	1.5 - 10 x Ir
tsd	Adjustable Short Circuit time delay	0.1 - 0.4sec & OFF (I ² t ON/OFF)
Ii	Adjustable Instantaneous Current	2 - 15 x In & OFF
Ig	Adjustable Earth Fault Current	0.2 - In (for <1250A) / 500 - 1200A (for >=1250A)
tg	Adjustable Earth Fault time delay	0.1 - 0.4sec & OFF (I ² t ON/OFF)

Display shows readings of I1, I2, I3, In & Earth Fault Current Value. Also Maximeters of Three Phase Currents are stored & displayed.

LED bargraph shows the % loading on each phase

Note: For above MCCB with trip unit Micrologic 5.0, 5.0A, 5.0P, 6.0P and MCCB with higher breaking capacities, contact our nearest Sales Office

Functionality of all the above Micrologic is same as that of Masterpact NT/NW ACB.

For details on non-standard references, technical parameters, stockable and non-stockable status, please contact Customer Care Centre.

NORMAL STOCK ITEMS

W.E.F. January 27, 2020

With Micrologic Trip Units (Common for ACBs & MCCBs) - Unique Feature of Schneider Electric devices



With Micrologic 2.0E Manual Fixed (With Embedded Energy Metering)

- LED overload alarm indicator
- Measurement: Ammeter, current demand, voltages (ph-ph, ph-N & unbalance), Power (P,Q,S), power factor, power demand, Energy (Ep, Eq, Es)
- Adjustable neutral protection - N, N/2, OFF for 4 Pole MCCBs
- Communication option & M2C programmable contacts
- Adjustable overload (Ir) 0.4 - 1 x In
- Short circuit (Instantaneous) 1.5 - 10 x Ir

Breaking Capacity Icu as per IEC 60947-2	Rated Current [A]	Three Pole Reference	Unit LP [₹]	Four Pole Reference	Unit LP [₹]
With Direct Rotary Handle					
50kA	800	INA_8N3PFM2ED1	On request	INA_8N4PFM2ED1	On request
	1000	INA_10N3PFM2ED1		INA_10N4PFM2ED1	
	1250	INA_12N3PFM2ED1		INA_12N4PFM2ED1	
70kA	800	INA_8H3PFM2ED1		INA_8H4PFM2ED1	
	1000	INA_10H3PFM2ED1		INA_10H4PFM2ED1	
	1250	INA_12H3PFM2ED1		INA_12H4PFM2ED1	
With Extended Rotary Handle					
50kA	800	INA_8N3PFM2EE1	On request	INA_8N4PFM2EE1	On request
	1000	INA_10N3PFM2EE1		INA_10N4PFM2EE1	
	1250	INA_12N3PFM2EE1		INA_12N4PFM2EE1	
70kA	800	INA_8H3PFM2EE1		INA_8H4PFM2EE1	
	1000	INA_10H3PFM2EE1		INA_10H4PFM2EE1	
	1250	INA_12H3PFM2EE1		INA_12H4PFM2EE1	



With Micrologic 6.0E Manual Fixed (With Embedded Energy Metering)

- LED overload alarm indicator
- Measurement: Ammeter, current demand, voltages (ph-ph, ph-N & unbalance), Power (P,Q,S), power factor, power demand, Energy (Ep, Eq, Es)
- Adjustable neutral protection - N, N/2, OFF
- With ammeter display & bargraph ## (Bargraph is unique feature of Schneider MCCB)
- Zone Selective Interlocking
- Communication optional
- Individual fault indication by LED

Breaking Capacity Icu as per IEC 60947-2	Rated Current [A]	Three Pole Reference	Unit LP [₹]	Four Pole Reference	Unit LP [₹]
With Direct Rotary Handle					
50kA	800	INA_8N3PFM6ED1	On request	INA_8N4PFM6ED1	On request
	1000	INA_10N3PFM6ED1		INA_10N4PFM6ED1	
	1250	INA_12N3PFM6ED1		INA_12N4PFM6ED1	
70kA	800	INA_8H3PFM6ED1		INA_8H4PFM6ED1	
	1000	INA_10H3PFM6ED1		INA_10H4PFM6ED1	
	1250	INA_12H3PFM6ED1		INA_12H4PFM6ED1	
With Extended Rotary Handle					
50kA	800	INA_8N3PFM6EE1	On request	INA_8N4PFM6EE1	On request
	1000	INA_10N3PFM6EE1		INA_10N4PFM6EE1	
	1250	INA_12N3PFM6EE1		INA_12N4PFM6EE1	
70kA	800	INA_8H3PFM6EE1		INA_8H4PFM6EE1	
	1000	INA_10H3PFM6EE1		INA_10H4PFM6EE1	
	1250	INA_12H3PFM6EE1		INA_12H4PFM6EE1	

Remarks: Trip Unit Micrologic 6.0E

Parameter	Description	Setting
Ir	Adjustable Overload Current	0.4 - 1 x In
tr	Adjustable Overload time delay	0.5 - 24 sec
I _{sd}	Adjustable Short Circuit Current	1.5 - 10 x Ir
t _{sd}	Adjustable Short Circuit time delay	0.1 - 0.4sec & OFF (I ² t ON/OFF)
I _i	Adjustable Instantaneous Current	2 - 15 x In & OFF
I _g	Adjustable Earth Fault Current	0.2 - In (for <1250A) / 500 - 1200A (for ≥1250A)
t _g	Adjustable Earth Fault time delay	0.1 - 0.4sec & OFF (I ² t ON/OFF)

Display shows readings of I1, I2, I3, In & Earth Fault Current Value. Also Maximeters of Three Phase Currents are stored & displayed. LED bargraph shows the % loading on each phase

Note: For above MCCB with trip unit Micrologic 5.0, 5.0A, 5.0P, 6.0P and MCCB with higher breaking capacities, contact our nearest Sales Office
Functionality of all the above Micrologic is same as that of Masterpact NT/NW ACB.

For details on non-standard references, technical parameters, stockable and non-stockable status, please contact Customer Care Centre.

NORMAL STOCK ITEMS

W.E.F. January 27, 2020

With Micrologic Trip Units (Common for ACBs & MCCBs) - Unique Feature of Schneider Electric devices



With Micrologic 2.0 Electrical Fixed

- LED overload alarm indicator
- Test Facility
- Adjustable neutral protection - N, N/2, OFF for 4 Pole MCCBs
- Adjustable overload (Ir) 0.4 - 1 x In
- Short circuit (instantaneous) 1.5 - 10 x Ir

Breaking Capacity Icu as per IEC 60947-2	Rated Current [A]	Three Pole Reference	Unit LP [₹]	Four Pole Reference	Unit LP [₹]
For Control Voltage 220/240V AC					
50kA	800	INA_3P93280_20	On request	INA_4P93284_20	On request
	1000	INA_3P93290_20		INA_4P93294_20	
	1250	INA_3P93300_20		INA_4P93304_20	
70kA	800	INA_3P93281_20		INA_4P93285_20	
	1000	INA_3P93291_20		INA_4P93295_20	
	1250	INA_3P93301_20		INA_4P93305_20	
For Control Voltage 415V AC					
50kA	800	INA_3P93280_40	On request	INA_4P93284_40	On request
	1000	INA_3P93290_40		INA_4P93294_40	
	1250	INA_3P93300_40		INA_4P93304_40	
70kA	800	INA_3P93281_40		INA_4P93285_40	
	1000	INA_3P93291_40		INA_4P93295_40	
	1250	INA_3P93301_40		INA_4P93305_40	



With Micrologic 6.0.A Electrical Fixed

- LED overload alarm indicator
- Test Facility
- Adjustable neutral protection - N, N/2, OFF
- With ammeter display & bargraph ## (Bargraph is unique feature of Schneider MCCB)
- Zone Selective Interlocking
- Communication optional
- Individual fault indication by LED

Breaking Capacity Icu as per IEC 60947-2	Rated Current [A]	Three Pole Reference	Unit LP [₹]	Four Pole Reference	Unit LP [₹]
For Control Voltage 220/240V AC					
50kA	800	INA_3P96280_20	On request	INA_4P96284_20	On request
	1000	INA_3P96290_20		INA_4P96294_20	
	1250	INA_3P96300_20		INA_4P96304_20	
70kA	800	INA_3P96281_20		INA_4P96285_20	
	1000	INA_3P96291_20		INA_4P96295_20	
	1250	INA_3P96301_20		INA_4P96305_20	
For Control Voltage 415V AC					
50kA	800	INA_3P96280_40	On request	INA_4P96284_40	On request
	1000	INA_3P96290_40		INA_4P96294_40	
	1250	INA_3P96300_40		INA_4P96304_40	
70kA	800	INA_3P96281_40		INA_4P96285_40	
	1000	INA_3P96291_40		INA_4P96295_40	
	1250	INA_3P96301_40		INA_4P96305_40	

Remarks: Trip Unit Micrologic 6.0.A

Parameter	Description	Setting
Ir	Adjustable Overload Current	0.4 - 1 x In
tr	Adjustable Overload time delay	0.5 - 24 sec
I _{sd}	Adjustable Short Circuit Current	1.5 - 10 x Ir
tsd	Adjustable Short Circuit time delay	0.1 - 0.4sec & OFF (I ² t ON/OFF)
I _i	Adjustable Instantaneous Current	2 - 15 x In & OFF
I _g	Adjustable Earth Fault Current	0.2 - In (for <1250A) / 500 - 1200A (for >=1250A)
t _g	Adjustable Earth Fault time delay	0.1 - 0.4sec & OFF (I ² t ON/OFF)

Display shows Readings of I1, I2, I3, In & Earth Fault Current Value. Also Maximeters of Three Phase Currents are stored & displayed.
LED bargraph shows the % loading on each phase

Note: For above MCCB with trip unit Micrologic 5.0, 5.0A, 5.0P, 6.0P and MCCB with higher breaking capacities, contact our nearest Sales Office
Functionality of all the above Micrologic is same as that of Masterpact NT/NW ACB.

For details on non-standard references, technical parameters, stockable and non-stockable status, please contact Customer Care Centre.

NORMAL STOCK ITEMS

W.E.F. January 27, 2020

With Micrologic Trip Units (Common for ACBs & MCCBs) - Unique Feature of Schneider Electric devices



With Micrologic 2.0E Electrical Fixed (With Embedded Energy Metering)

- LED overload alarm indicator
- Measurement: Ammeter, current demand, voltages (ph-ph, ph-N & unbalance), Power (P,Q,S), power factor, power demand, Energy (Ep, Eq, Es)
- Adjustable neutral protection - N, N/2, OFF for 4 Pole MCCBs
- Adjustable overload (Ir) 0.4 - 1 x In
- Short circuit (instantaneous) 1.5 - 10 x Ir

Breaking Capacity Icu as per IEC 60947-2	Rated Current [A]	Three Pole Reference	Unit LP [₹]	Four Pole Reference	Unit LP [₹]
For Control Voltage 220/240V AC					
50kA	800	INA_8N3PFE2E0120	On request	INA_8N4PFE2E0120	On request
	1000	INA_10N3PFE2E0120		INA_10N4PFE2E0120	
	1250	INA_12N3PFE2E0120		INA_12N4PFE2E0120	
70kA	800	INA_8H3PFE2E0120		INA_8H4PFE2E0120	
	1000	INA_10H3PFE2E0120		INA_10H4PFE2E0120	
	1250	INA_12H3PFE2E0120		INA_12H4PFE2E0120	
For Control Voltage 415V AC					
50kA	800	INA_8N3PFE2E0140	On request	INA_8N4PFE2E0140	On request
	1000	INA_10N3PFE2E0140		INA_10N4PFE2E0140	
	1250	INA_12N3PFE2E0140		INA_12N4PFE2E0140	
70kA	800	INA_8H3PFE2E0140		INA_8H4PFE2E0140	
	1000	INA_10H3PFE2E0140		INA_10H4PFE2E0140	
	1250	INA_12H3PFE2E0140		INA_12H4PFE2E0140	

With Micrologic 6.0E Electrical Fixed (With Embedded Energy Metering)

- LED overload alarm indicator
- Measurement: Ammeter, current demand, voltages (ph-ph, ph-N, unbalance), Power (P,Q,S), power factor, power demand, Energy (Ep,Eq,Es)
- Adjustable neutral protection - N, N/2, OFF
- With ammeter display & bargraph ## (Bargraph is unique feature of Schneider MCCB)
- Zone Selective Interlocking
- Communication optional
- Individual fault indication by LED

Breaking Capacity Icu as per IEC 60947-2	Rated Current [A]	Three Pole Reference	Unit LP [₹]	Four Pole Reference	Unit LP [₹]
For Control Voltage 220/240V AC					
50kA	800	INA_8N3PFE6E0120	On request	INA_8N4PFE6E0120	On request
	1000	INA_10N3PFE6E0120		INA_10N4PFE6E0120	
	1250	INA_12N3PFE6E0120		INA_12N4PFE6E0120	
70kA	800	INA_8H3PFE6E0120		INA_8H4PFE6E0120	
	1000	INA_10H3PFE6E0120		INA_10H4PFE6E0120	
	1250	INA_12H3PFE6E0120		INA_12H4PFE6E0120	
For Control Voltage 415V AC					
50kA	800	INA_8N3PFE6E0140	On request	INA_8N4PFE6E0140	On request
	1000	INA_10N3PFE6E0140		INA_10N4PFE6E0140	
	1250	INA_12N3PFE6E0140		INA_12N4PFE6E0140	
70kA	800	INA_8H3PFE6E0140		INA_8H4PFE6E0140	
	1000	INA_10H3PFE6E0140		INA_10H4PFE6E0140	
	1250	INA_12H3PFE6E0140		INA_12H4PFE6E0140	

Accessories

For Compact NS800 - 1600A

Type	Voltage	Shunt Release Reference	Unit LP [₹]	Undervoltage Reference	Unit LP [₹]
Voltage Releases					
AC 50/60 Hz	24 V	33659	On request	33668	On request
	48 V	33660		33669	
	110-130 V	33661 <input checked="" type="checkbox"/>		33670	
	220-240 V	33662 <input checked="" type="checkbox"/>		33671 <input checked="" type="checkbox"/>	
	380-415 V	33664		33673 <input checked="" type="checkbox"/>	
DC	24 V	33659	On request	33668	On request
	48 V	33660		33669	
	125 V	33661 <input checked="" type="checkbox"/>		33670	
	250 V	33662 <input checked="" type="checkbox"/>		33671 <input checked="" type="checkbox"/>	

Description	NS800 to 1600 Reference	Unit LP [₹]
Spreaders (Set of 3) 3P	33622 <input checked="" type="checkbox"/>	On request
Spreaders (Set of 4) 4P	33623 <input checked="" type="checkbox"/>	

For details on non-standard references, technical parameters, stockable and non-stockable status, please contact Customer Care Centre.

NORMAL STOCK ITEMS

W.E.F. January 27, 2020

The easy choice for quality and value

EasyPact CVS

LV circuit breakers from 16A to 800A



Safe



Reliable



Simple

EasyPact CVS

Easy Choice for Quality and Value



- EasyPact CVS MCCBs upto 630A is the easy choice for all your most common electrical distribution applications
- Encapsulated double break roto technique ensures outstanding current limiting capability
- High electrical / mechanical endurance for enhanced service life
- Single accessory reference for different functions – on/off, trip and fault trip – improves shop floor efficiency
- Separate electrical fault indication for ease of fault diagnosis
- Suitable for isolation

Range Details:

- Breaking capacity 25kA to 50kA, $I_{cs} = 100\% I_{cu}$
- TMD, MA, Microprocessor trip units (LS₀I protection 400 & 630A) and Microprocessor trip units (LSIG protection 25A to 630A).
- 3P & 4P versions available
- Common accessories upto 630A

For details on non-standard references, technical parameters, stockable and non-stockable status, please contact Customer Care Centre.

NORMAL STOCK ITEMS

W.E.F. January 27, 2020

With Thermal Magnetic Trip Unit (TMD)



- Range upto 100A
- 3P and 4P version available

Breaking Capacity as per IEC 60947-2	Rated Current	Three Pole Reference	Unit MRP [₹]	Four Pole Reference	Unit MRP [₹]
EasyPact CVS 100 BS Overload Setting (I _r) 0.8 - 1 x I _n					
25kA*	16A	LV510930	6280	LV510950	8530
	20A	LV510931		LV510951	
	25A	LV510932		LV510952	
	32A	LV510933		LV510953	
	40A	LV510934		LV510954	
	50A	LV510935		LV510955	
	63A	LV510936		LV510956	
	80A	LV510937		LV510957	
	100A	LV510938		LV510958	

Accessories

Description	CVS100BS Reference	Unit LP [₹]
Auxiliary contacts (changeover) Multifunction		
Auxiliary Switch 1 C/O	EZAUX10 <input checked="" type="checkbox"/>	800
Alarm Switch 1 C/O	EZAUX01	800
Alarm - Auxiliary Switch	EZAUX11 <input checked="" type="checkbox"/>	1190
Spreaders		
Spreaders *(Set Of 3) 3P	EZASPDR3P <input checked="" type="checkbox"/>	320
Spreaders *(Set Of 4) 4P	EZASPDR4P <input checked="" type="checkbox"/>	430
Rotary Handle		
Direct Rotary handle	EZAROTDS <input checked="" type="checkbox"/>	1135
Extended Rotary handle	EZAROTE	1670
Shunt Release		
AC		
100-130 V	EZASHT100AC	1710
200-277 V	EZASHT200AC <input checked="" type="checkbox"/>	
380-480 V	EZASHT380AC	
DC		
24 V	EZASHT024DC	1710
48 V	EZASHT048DC	

For details on non-standard references, technical parameters, stockable and non-stockable status, please contact Customer Care Centre.

NORMAL STOCK ITEMS

W.E.F. January 27, 2020

• Ics = 100% Icu as per IEC 60947-2

Breaking Capacity as per IEC 60947-2	Rated Current	Three Pole Reference	Unit MRP [₹]	Four Pole Reference	Unit MRP [₹]		
EasyPact CVS 100 to 630A Overload Setting (Ir) 0.7 - 1 x In							
25kA	16A	LV510300 <input checked="" type="checkbox"/>	6690	LV510310	9300		
	25A	LV510301 <input checked="" type="checkbox"/>		LV510311 <input checked="" type="checkbox"/>			
	32A	LV510302 <input checked="" type="checkbox"/>		LV510312 <input checked="" type="checkbox"/>			
	40A	LV510303 <input checked="" type="checkbox"/>		LV510313 <input checked="" type="checkbox"/>			
	50A	LV510304 <input checked="" type="checkbox"/>		LV510314			
	63A	LV510305 <input checked="" type="checkbox"/>		LV510315 <input checked="" type="checkbox"/>			
	80A	LV510306 <input checked="" type="checkbox"/>		LV510316 <input checked="" type="checkbox"/>			
	100A	LV510307 <input checked="" type="checkbox"/>		LV510317 <input checked="" type="checkbox"/>			
	125A	LV516302 <input checked="" type="checkbox"/>		9750		LV516312 <input checked="" type="checkbox"/>	11790
	160A	LV516303 <input checked="" type="checkbox"/>		12720		LV516313 <input checked="" type="checkbox"/>	15060
200A	LV525302 <input checked="" type="checkbox"/>	16840	LV525312	20800			
Breaking Capacity as per IEC 60947-2	Rated Current	Three Pole Reference	Unit LP [₹]	Four Pole Reference	Unit LP [₹]		
25kA	250A	LV525303 <input checked="" type="checkbox"/>	19610	LV525313	23830		

Breaking Capacity as per IEC 60947-2	Rated Current	Three Pole Reference	Unit MRP [₹]	Four Pole Reference	Unit MRP [₹]		
EasyPact CVS 100 to 630A Overload Setting (Ir) 0.7 - 1 x In							
36kA	16A	LV510330 <input checked="" type="checkbox"/>	9050	LV510340	11240		
	25A	LV510331 <input checked="" type="checkbox"/>		LV510341			
	32A	LV510332 <input checked="" type="checkbox"/>		LV510342 <input checked="" type="checkbox"/>			
	40A	LV510333 <input checked="" type="checkbox"/>		LV510343 <input checked="" type="checkbox"/>			
	50A	LV510334 <input checked="" type="checkbox"/>		LV510344			
	63A	LV510335 <input checked="" type="checkbox"/>		LV510345 <input checked="" type="checkbox"/>			
	80A	LV510336 <input checked="" type="checkbox"/>		LV510346			
	100A	LV510337 <input checked="" type="checkbox"/>		LV510347 <input checked="" type="checkbox"/>			
	125A	LV516332 <input checked="" type="checkbox"/>		10020		LV516342	12350
	160A	LV516333 <input checked="" type="checkbox"/>		13270		LV516343	15690
200A	LV525332	19110	LV525342 <input checked="" type="checkbox"/>	23520			
Breaking Capacity as per IEC 60947-2	Rated Current	Three Pole Reference	Unit LP [₹]	Four Pole Reference	Unit LP [₹]		
36kA	250A	LV525333	21200	LV525343 <input checked="" type="checkbox"/>	26040		
	320A	LV540305	27440	LV540308 <input checked="" type="checkbox"/>	34040		
	400A	LV540306	27590	LV540309 <input checked="" type="checkbox"/>	34340		
	500A	LV563305 <input checked="" type="checkbox"/>	29650	LV563308 <input checked="" type="checkbox"/>	37360		
	630A**	LV563306 <input checked="" type="checkbox"/>	33590	LV563309 <input checked="" type="checkbox"/>	41010		

Breaking Capacity as per IEC 60947-2	Rated Current	Three Pole Reference	Unit MRP [₹]	Four Pole Reference	Unit MRP [₹]		
50kA	16A	LV510470 <input checked="" type="checkbox"/>	11850	LV510480	14570		
	25A	LV510471		LV510481			
	32A	LV510472 <input checked="" type="checkbox"/>		LV510482 <input checked="" type="checkbox"/>			
	40A	LV510473		LV510483			
	50A	LV510474		LV510484			
	63A	LV510475 <input checked="" type="checkbox"/>		LV510485 <input checked="" type="checkbox"/>			
	80A	LV510476 <input checked="" type="checkbox"/>		LV510486			
	100A	LV510477 <input checked="" type="checkbox"/>		LV510487 <input checked="" type="checkbox"/>			
	125A	LV516462 <input checked="" type="checkbox"/>		15190		LV516467	16620
	160A	LV516463 <input checked="" type="checkbox"/>		16440		LV516468	19580
200A	LV525452	21280	LV525457 <input checked="" type="checkbox"/>	26730			
Breaking Capacity as per IEC 60947-2	Rated Current	Three Pole Reference	Unit LP [₹]	Four Pole Reference	Unit LP [₹]		
50kA	250A	LV525453	22870	LV525458 <input checked="" type="checkbox"/>	28190		
	320A	LV540315 <input checked="" type="checkbox"/>	27910	LV540318	34340		
	400A	LV540316 <input checked="" type="checkbox"/>	28120	LV540319 <input checked="" type="checkbox"/>	34970		
	500A	LV563315 <input checked="" type="checkbox"/>	32610	LV563318	40940		
	630A**	LV563316 <input checked="" type="checkbox"/>	34770	LV563319 <input checked="" type="checkbox"/>	43570		

Note:

• For performance and other details contact our nearest Sales Office.

**630A @ 30°C & 600A @ 40°C for TMD630A MCCB

For details on non-standard references, technical parameters, stockable and non-stockable status, please contact Customer Care Centre.

NORMAL STOCK ITEMS

W.E.F. January 27, 2020

EasyPact CVS 800A with Thermal Magnetic type trip unit.



- Ics = 100% Icu as per IEC 60947-2
- TMD type Trip Unit
- Adjustable overload from 0.8 - 1 x In
- Adjustable short circuit for each phase from 3.5 - 10 x Ir

Breaking Capacity Ics as per IEC 60947-2	Rated Current	Three Pole Reference	Unit LP [₹]	Four Pole Reference	Unit LP [₹]
35kA	800A	LV580300 <input checked="" type="checkbox"/>	53330	LV580301 <input checked="" type="checkbox"/>	57550
50kA	800A	LV580302 <input checked="" type="checkbox"/>	58370	LV580303 <input checked="" type="checkbox"/>	65960

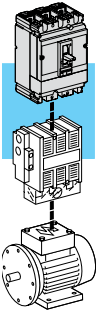
EasyPact CVS 400 to 630A With Microprocessor Based Trip Unit




- Ics = 100% Icu as per IEC 60947-2
- Suitable for Isolation
- Adjustable Overload from 0.4 to 1*In
- Adjustable Short Circuit from 1.4 to 10*Ir
- Adjustable Neutral Protection - N, N/2, OFF for 4 Pole MCCB
- Inbuilt Thermal Memory

Breaking Capacity Ics as per IEC 60947-2	Rated Current	Three Pole Reference	Unit LP [₹]	Four Pole Reference	Unit LP [₹]
36 kA	400A	LV540505 <input checked="" type="checkbox"/>	31440	LV540506 <input checked="" type="checkbox"/>	39180
	630A	LV563505 <input checked="" type="checkbox"/>	34560	LV563506 <input checked="" type="checkbox"/>	45860
50 kA	400A	LV540510 <input checked="" type="checkbox"/>	34190	LV540511 <input checked="" type="checkbox"/>	44270
	630A	LV563510 <input checked="" type="checkbox"/>	37230	LV563511 <input checked="" type="checkbox"/>	48700

Circuit Breakers for Motor Protection Breaking Capacity 50kA, Ics=Icu



Current Rating	2.5	6.3	12.5	25	50	100	150	220	320	500	
CVS 100	6..14In										
CVS 160/250							9..14In				
CVS 400									6..13In		
CVS 630										6..13In	



Frame 1	2.5 to 220A
Frame 2	320 to 500A

With Magnetic Trip Unit MA Type

Breaking Capacity Ics as per IEC 60947-2	Rated Current	Three Pole Reference	Unit MRP [₹]
50kA	2.5A	LV510450	8170
	6.3A	LV510451	
	12.5A	LV510452 <input checked="" type="checkbox"/>	8880
	25A	LV510453 <input checked="" type="checkbox"/>	
	50A	LV510454 <input checked="" type="checkbox"/>	
	100A	LV510455 <input checked="" type="checkbox"/>	
	150A	LV516451 <input checked="" type="checkbox"/>	15430

Breaking Capacity Ics as per IEC 60947-2	Rated Current	Three Pole Reference	Unit LP [₹]
50kA	220A	LV525442 <input checked="" type="checkbox"/>	16270
	320A	LV540552 <input checked="" type="checkbox"/>	24370
	500A	LV563552	30160

For details on non-standard references, technical parameters, stockable and non-stockable status, please contact Customer Care Centre.

NORMAL STOCK ITEMS

W.E.F. January 27, 2020

EasyPact CVS with built in LSIG trip unit (ETS 6) key features.



- Rated Current, In (A) – 25, 40, 100, 160, 250, 400, 630
 - Breaking capacity (Icu=Ics) (kA) at 415V – 25*, 36, 50
 - 3 Pole and 4 pole versions.
 - Built-in μ P based trip unit having protection functions LSIG. Variable current setting for L,S,I and G and variable time delay setting for L,S and G.
 - Neutral O/L protection possible with 3P MCCB (with External Neutral CT) and 4P MCCB
 - Last Fault trip history on LCD screen of MCCB i.e Faulty phase, Type of Fault and interrupted current.
 - Same accessories of present ECVS range
- * only upto 250A.

With ETS 6 trip unit (built in LSIG protection)

Breaking Capacity Icu as per IEC 60947-2	Rated Current	Three Pole Reference	Unit MRP [₹]	Four Pole Reference	Unit MRP [₹]
25kA	25A	LV510600	25390	LV510610	29470
	40A	LV510608		LV510618	
	100A	LV510609	29170	LV510619	
	160A	LV516600		LV516610	36160
Breaking Capacity Icu as per IEC 60947-2	Rated Current	Three Pole Reference	Unit LP [₹]	Four Pole Reference	Unit LP [₹]
25kA	250A	LV525600	34430	LV525610	42330
36kA	25A	LV510620	26460	LV510630	30720
	40A	LV510628		LV510638	
	100A	LV510629	30230	LV510639	
	160A	LV516620		LV516630	37500
Breaking Capacity Icu as per IEC 60947-2	Rated Current	Three Pole Reference	Unit LP [₹]	Four Pole Reference	Unit LP [₹]
36kA	250A	LV525620	36450	LV525630	44890
	400A	LV540620	43540	LV540630	50430
	630A	LV563620	47660	LV563630	58130
50kA	25A	LV510640	28960	LV510650	34530
	40A	LV510648		LV510658	
	100A	LV510649	34770	LV510659	
	160A	LV516640		LV516650	41440
50kA	250A	LV525640	38190	LV525650	46230
	400A	LV540640	45700	LV540650	54550
	630A	LV563640	50590	LV563650	65320

For details on non-standard references, technical parameters, stockable and non-stockable status, please contact Customer Care Centre.

NORMAL STOCK ITEMS

W.E.F. January 27, 2020

Easy-Pact CVS Switch Disconnecter Version



- Suitable for Isolation with positive contact indication as defined by standard IEC 60947-3.
- Compliance to utilization categories AC22A or AC23A
- Self protected due to high magnetic-set release
- Two frame sizes upto 630A
- Available in fixed version.
- Common Accessories as that of EasyPact CVS circuit breaker

Rated Current	Three Pole Reference	Unit MRP [₹]	Four Pole Reference	Unit MRP [₹]
100A	LV510425	5930	LV510426	7500
160A	LV516425	7060	LV516426	8880
Rated Current	Three Pole Reference	Unit LP [₹]	Four Pole Reference	Unit LP [₹]
250A	LV525425	14800	LV525426	19710
400A	LV540400	21700	LV540401	27620
630A	LV563400	24670	LV563401	33170

For details on non-standard references, technical parameters, stockable and non-stockable status, please contact Customer Care Centre.

NORMAL STOCK ITEMS

W.E.F. January 27, 2020



Indication contacts



Voltage Release



Padlocking accessory



Direct Rotary Handle



Extended Rotary Handle

Accessories for EasyPact CVS 100 - 630A

Auxiliary Contacts (Changeover) Multifunction

Description	Reference	Unit LP [₹]
OF or SD or SDE or SDV	29450 <input checked="" type="checkbox"/>	880
OF or SD or SDE or SDV low level	29452	965
SDE adapter for trip unit TM or MA or ETS 2.3 \$\$	LV429451 <input checked="" type="checkbox"/>	700

\$\$: To be considered alongwith SDE contact for MCCB with TMD/ETS 2.3/MA Trip Unit

Voltage Releases

Description	Shunt Release Reference	Unit LP [₹]	Undervoltage Reference	Unit LP [₹]
AC				
24 V 50/60 Hz	LV429384 <input checked="" type="checkbox"/>	2250	LV429404	2930
48 V 50/60 Hz	LV429385		LV429405	
110-130 V 50/60 Hz	LV429386 <input checked="" type="checkbox"/>		LV429406 <input checked="" type="checkbox"/>	
220-240 V 50/60 Hz	LV429387 <input checked="" type="checkbox"/>		LV429407 <input checked="" type="checkbox"/>	
380-415 V 50 Hz	LV429388 <input checked="" type="checkbox"/>		LV429408 <input checked="" type="checkbox"/>	
525 V 50 Hz	LV429389		LV429409	
DC				
12 V	LV429382	2250	LV429402	2930
24 V	LV429390 <input checked="" type="checkbox"/>		LV429410 <input checked="" type="checkbox"/>	
30 V	LV429391		LV429411	
48 V	LV429392		LV429412	
60 V	LV429383		LV429403	
125 V	LV429393		LV429413	
250 V	LV429394		LV429414	

Rotary Handles

Description	100/160/250A Reference	Unit LP [₹]	400/630A Reference	Unit LP [₹]
Direct rotary handle				
Standard black handle	LV429337 <input checked="" type="checkbox"/>	1165	LV432597 <input checked="" type="checkbox"/>	1750
Extended rotary handle				
Standard extended rotary handle	LV429338 <input checked="" type="checkbox"/>	1770	LV432598 <input checked="" type="checkbox"/>	3140

Installation Accessories

Description	100/160/250A Reference	Unit LP [₹]	400/630A Reference	Unit LP [₹]
Spreaders & Phase Barriers				
Spreaders (Set of 3) 3P	LV431563 <input checked="" type="checkbox"/>	620	32492 <input checked="" type="checkbox"/>	1400
Spreaders (Set of 4) 4P	LV431564 <input checked="" type="checkbox"/>	820	32493 <input checked="" type="checkbox"/>	1780
Phase Barriers (Set of 6)	*		LV432570 <input checked="" type="checkbox"/>	750
Interlocking				
For Breaker with Rotary Handle	LV429369	8655	LV432621	10895
For Breaker with Toggle	LV429354	9465	LV432614	10895
Mechanical Interlocking with Base Plate	29349**	18560	32609**	39090
Locking of Rotary Handle				
Locking Device	LV429344 <input checked="" type="checkbox"/>	550	LV432604 <input checked="" type="checkbox"/>	750
Ronis Keylock (1 Lock + 1 Key set)	41940 <input checked="" type="checkbox"/>	3785	41940 <input checked="" type="checkbox"/>	3785
Ronis Keylock (2 Locks + 1 Key set)	41950 <input checked="" type="checkbox"/>	On request	41950 <input checked="" type="checkbox"/>	On request
Profalux Keylock (1 Lock + 1 Key set)	42888	6385	42888	6385
Profalux Keylock (2 Locks + 1 Key set)	42878	7290	42878	7290

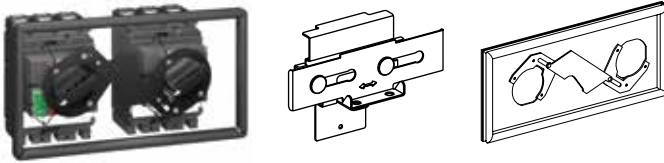
* supplied as standard with spreaders

** Mechanical Interlocking with Base Plate to be ordered with Safety trip interlock (LV429270 for 29349 and LV432520 for 32609)

For details on non-standard references, technical parameters, stockable and non-stockable status, please contact Customer Care Centre.

NORMAL STOCK ITEMS

W.E.F. January 27, 2020



Accessories for CVS 100 - 630A

Manual Source change-over systems

- An additional accessory interlocks two devices with rotary handles to create a source changeover system. Closing of one device is possible only if the second is open.
- This function is compatible with direct or extended rotary handles.
- Up to three padlocks can be used to lock in the OFF or ON position.

Description	Reference	Unit LP [₹]
Mechanical interlocking for circuit breakers		
With toggles 100A to 250A	LV429354	9465
With rotary handles 100A -250A	LV429369	8655
With toggles 400A to 630A	LV432614	10895
With rotary handles 400A to 630A	LV432621	10895

Accessories for CVS 800A

Auxiliary/Alarms contacts

Description	Reference	Unit LP [₹]
Auxiliary Switch 1 C/O	LV580075	1235
Alarm Auxiliary switch 1 c/o	LV580079	1730

Accessories for ETS 6 Trip unit

Description	CVS100/160/250 Reference number	Rating	Unit LP [₹]	CVS400/630 Reference number	Rating	Unit LP [₹]
External neutral CT for 3 pole breaker with ETS6	LV429521	25 - 100 A	on request	LV432575	400 - 630 A	on request
	LV430563	150 - 250 A				
Description		CVS 100 to 630 Reference number		Unit LP [₹]		
Pocket Battery For MCCB With ETS 6		LV434206		15550		
24 VDC Terminal Block For MCCB With ETS 6		LV434210		4070		

Voltage Releases

Description	Shunt Release Reference	Unit LP [₹]	Undervoltage Reference	Unit LP [₹]
AC				
220-240 V 50/60 Hz	LV580061	2350	LV580071	2700

Rotary Handles

Description	800A Reference	Unit LP [₹]
Extended rotary handle		
Standard extended rotary handle	LV580081 <input checked="" type="checkbox"/>	2060

For details on non-standard references, technical parameters, stockable and non-stockable status, please contact Customer Care Centre.

NORMAL STOCK ITEMS

W.E.F. January 27, 2020

EasyPact EZC

Safe, Reliable and Easy

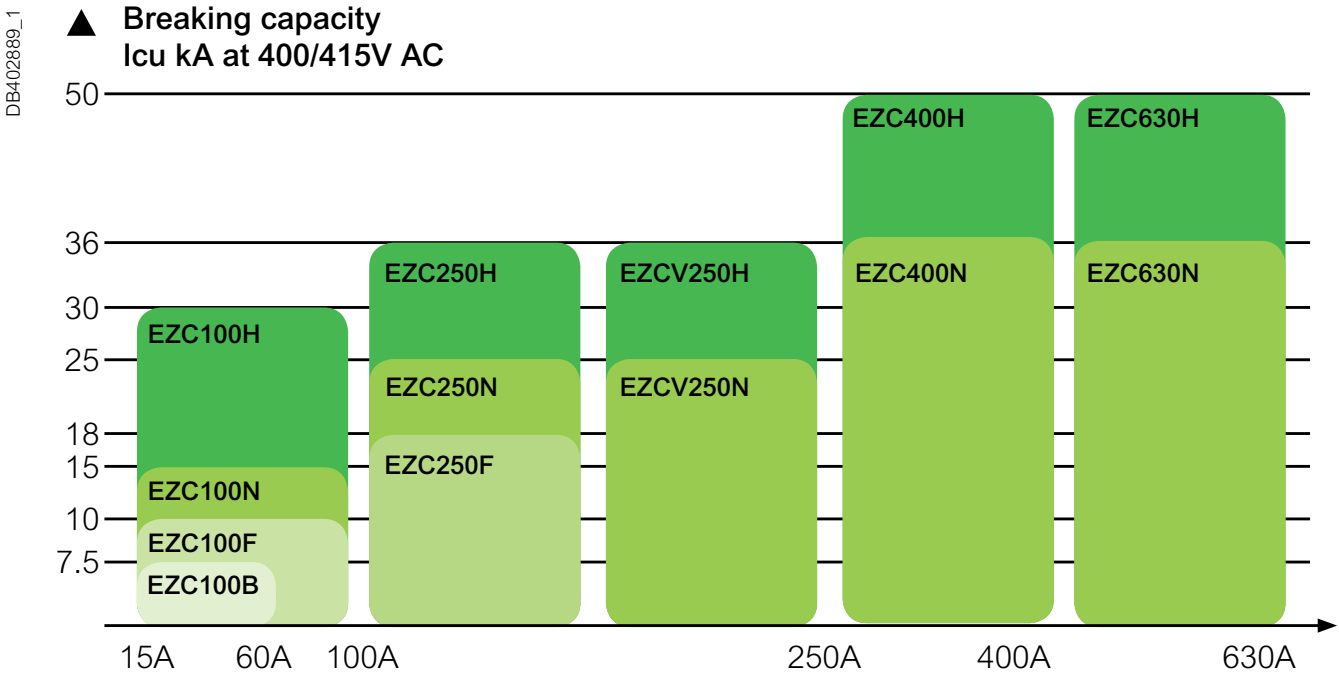


With just three sizes of circuit breakers, Schneider Electric's EasyPact EZC system is the simple, universal solution, particularly adapted to Buildings and OEM segments

- Suitability for Isolation ensures safety
- Compliance to RoHS (Restriction of Hazardous Substances) for environment safety

Range Details:

- Global MCCB offer from 15A to 600A
- Breaking capacity upto 50kA @ 415 V AC
- 1P, 2P, 3P and 4P versions available
- EZC AC version is suitable for DC applications upto 250V DC (15A to 250A breaking capacity up to 30kA)
- Built in Earth leakage version 63A to 250A @ Icu36kA.



For details on non-standard references, technical parameters, stockable and non-stockable status, please contact Customer Care Centre.

☑ NORMAL STOCK ITEMS

W.E.F. January 27, 2020

With Fixed Thermal Magnetic Trip Unit (TMD)

- Conforms to IEC60947-2
- Suitable for isolation
- Suitable for EasyPact Busbar system

BREAKING CAPACITY ICU AS PER IEC 60947-2	Rated Current	Three Pole Reference	Unit MRP [₹]
"10 kA @ 415V AC 5kA @ 250V DC (2pole in series)"	16A	EZC100F3016	2820
	20A	EZC100F3020	
	25A	EZC100F3025	
	32A	EZC100F3032	
	40A	EZC100F3040	
	50A	EZC100F3050	
	63A	EZC100F3063	
	80A	EZC100F3080	
	100A	EZC100F3100	
"18 kA @ 415V AC 5kA @ 250V DC (2pole in series)"	125A	EZC250F3125	6635
	150A	EZC250F3150	6680
	160A	EZC250F3160	7575
	175A	EZC250F3175	9305
	200A	EZC250F3200	
Breaking Capacity Icu as per IEC 60947-2	Rated Current	Three Pole Reference	Unit MRP [₹]
"18 kA @ 415V AC 5kA @ 250V DC (2pole in series)"	250A	EZC250F3250	10885
Breaking Capacity Icu as per IEC 60947-2	Rated Current	Single Pole	Unit MRP [₹]
"18 kA @ 240V AC 5kA @ 125V DC "	16A	EZC100N1016	2070
	20A	EZC100N1020	
	25A	EZC100N1025	
	32A	EZC100N1032	
	40A	EZC100N1040	
	50A	EZC100N1050	
	63A	EZC100N1063	
	80A	EZC100N1080	
	100A	EZC100N1100	
Breaking Capacity Icu as per IEC 60947-2	Rated Current	Two Pole Reference	Unit MRP [₹]
"50 kA @ 240V AC 10kA @ 250V DC (2pole in series)"	16A	EZC100H2016	3375
	20A	EZC100H2020	
	25A	EZC100H2025	
	32A	EZC100H2032	
	40A	EZC100H2040	
	50A	EZC100H2050	
	63A	EZC100H2063	
	80A	EZC100H2080	
	100A	EZC100H2100	
"85 kA @ 240V AC 30kA @ 250V DC (2pole in series)"	125A	EZC250H2125	7015
	150A	EZC250H2150	8265
	160A	EZC250H2160	8265
	175A	EZC250H2175	9950
	200A	EZC250H2200	
Breaking Capacity Icu as per IEC 60947-2	Rated Current	Three Pole Reference	Unit MRP [₹]
"85 kA @ 240V AC 30kA @ 250V DC (2pole in series)"	250A	EZC250H2250	10245

Note:

- Contact customer care for 1P(up to 100A) and 2P (up to 250A) requirements
- 630A and other breaking capacity versions on request.

For details on non-standard references, technical parameters, stockable and non-stockable status, please contact Customer Care Centre.

NORMAL STOCK ITEMS

W.E.F. January 27, 2020

Breaking Capacity Icu as per IEC 60947-2	Rated Current	Three Pole Reference	Unit MRP [₹]	Four Pole Reference	Unit MRP [₹]
"30 kA @ 415V AC 10kA @ 250V DC (2pole in series)"	15A	EZC100H3015	4550	EZC100H4015	6300
	20A	EZC100H3020		EZC100H4020	
	25A	EZC100H3025		EZC100H4025	
	32A	EZC100H3032		EZC100H4032	
	40A	EZC100H3040		EZC100H4040	
	50A	EZC100H3050		EZC100H4050	
	63A	EZC100H3063		EZC100H4063	
	80A	EZC100H3080		EZC100H4080	
	100A	EZC100H3100		EZC100H4100	
"25 kA @ 415V AC 20kA @ 250V DC (2pole in series)"	125A	EZC250N3125	6795	EZC250N4125	9380
	160A	EZC250N3160	8240	EZC250N4160	11035
	200A	EZC250N3200	9780	EZC250N4200	12335
Breaking Capacity Icu as per IEC 60947-2	Rated Current	Three Pole Reference	Unit MRP [₹]	Four Pole Reference	Unit MRP [₹]
"25 kA @ 415V AC 20kA @ 250V DC (2pole in series)"	250A	EZC250N3250	11175	EZC250N4250	14460
Breaking Capacity Icu as per IEC 60947-2	Rated Current	Three Pole Reference	Unit MRP [₹]	Four Pole Reference	Unit MRP [₹]
"36 kA @ 415V AC 30kA @ 250V DC (2pole in series)"	125A	EZC250H3125	6990	EZC250H4125	9430
	160A	EZC250H3160	9160	EZC250H4160	11520
	200A	EZC250H3200	11370	EZC250H4200	15360
Breaking Capacity Icu as per IEC 60947-2	Rated Current	Three Pole Reference	Unit MRP [₹]	Four Pole Reference	Unit MRP [₹]
"36 kA @ 415V AC 30kA @ 250V DC (2pole in series)"	250A	EZC250H3250	12710	EZC250H4250	17170
	320A	EZC400H3320N	19030	EZC400H4320N	21950
	400A	EZC400H3400N	19640	EZC400H4400N	26290
	500A	EZC630H3500N	25830	EZC630H4500N	33570
	600A	EZC630H3600N	26920	EZC630H4600N	35090
"50 kA @ 415V AC"					

Note:

- Contact customer care for 1P(up to 100A) and 2P (up to 250A) requirements
- 630A and other breaking capacity versions on request.

Description	EZC100 Reference	Unit LP [₹]	EZC250 Reference	Unit LP [₹]
Auxiliary Contacts (changeover) Multifunction				
Auxiliary Switch 1 C/O	EZAUX10 <input checked="" type="checkbox"/>	800	EZEAX <input checked="" type="checkbox"/>	970
Alarm Switch 1 C/O	EZAUX01		EZEAL <input checked="" type="checkbox"/>	
Alarm - Auxiliary Switch	EZAUX11 <input checked="" type="checkbox"/>	1190	EZEAXAL	1420
Spreaders				
Spreaders *(Set Of 3) 3P	EZASPDR3P <input checked="" type="checkbox"/>	320	EZESPDR3P <input checked="" type="checkbox"/>	480
Spreaders *(Set Of 4) 4P	EZASPDR4P <input checked="" type="checkbox"/>	430	EZESPDR4P	620
Phase Barriers				
	EZAFASB2	200	EZEFASB2	280
Rotary Handle				
Direct Rotary handle	EZAROTDS <input checked="" type="checkbox"/>	1135	EZEROTDS	1420
Extended Rotary handle	EZAROTE	1670	EZEROTE	1670
Shunt Release				
AC				
100-130 V	EZASHT100AC	1710	EZESHT100AC	1710
200-277 V	EZASHT200AC <input checked="" type="checkbox"/>		EZESHT200AC <input checked="" type="checkbox"/>	
380-480 V	EZASHT380AC		EZESHT400AC	
DC				
24 V	EZASHT024DC	1580	EZESHT024DC	1710
48 V	EZASHT048DC		EZESHT048DC	

Description	EZC 400/600 Reference	Unit LP [₹]
Auxiliary Contacts		
OF or SD or SDE	29450	880
Spreaders		
Spreaders (Set of 3) 3P	32492	1400
Spreaders (Set of 4) 4P	32493	1780
Phase Barriers (Set of 6)	LV432570	750
Rotary Handle		
Direct Rotary handle	LV432597	1750
Extended Rotary handle	LV432598	3140
Shunt Release		
AC 220-240 V 50/60 Hz	LV429387	2100

For details on non-standard references, technical parameters, stockable and non-stockable status, please contact Customer Care Centre.

NORMAL STOCK ITEMS

W.E.F. January 27, 2020

EasyPact NKS AC MCCB

Moulded Case Circuit Breakers for Distribution Network

Fixed Thermal Magnetic Trip Unit (TMD)

- Conforms to IEC60947-2

Breaking Capacity Icu as per IEC60947-2	Rated Current	Reference	Unit MRP [₹]
10kA *	15	NKS100R015AC3P	1730
	20	NKS100R020AC3P	
	25	NKS100R025AC3P	
	32	NKS100R032AC3P	
	40	NKS100R040AC3P	
	50	NKS100R050AC3P	
	63	NKS100R063AC3P	
	75	NKS100R075AC3P	
	100	NKS100R100AC3P	3950
	110	NKS160R110AC3P	
	125	NKS160R125AC3P	
	140	NKS160R140AC3P	
	150	NKS160R150AC3P	4410
	160	NKS160R160AC3P	5770
	175	NKS200R175AC3P	
		200	NKS200R200AC3P

*Ics=5kA

Description	EasyPact NKS 100	Unit LP [₹]	EasyPact NKS 125A to 200	Unit LP [₹]
Auxiliary contacts (changeover) Multifunction				
Auxiliary Switch 1 C/O	EZAUX10	800	AX1CT1L	760
Alarm Switch 1 C/O	EZAUX01	800	AL1CT1NR	850
Alarm - Auxiliary Switch	EZAUX11	1190		
Spreaders				
Spreaders *(Set Of 3) 3P	EZASPDR3P	320	NKSP13	305
Phase Barriers				
	EZAFASB2	200	-	-
Rotary Handle				
Direct Rotary handle	EZAROTDS	1135	-	-
Extended Rotary handle	EZAROTE	1670	NDHOMT1	1175
Shunt Release				
AC				
100-130 V	EZASHT100AC	1710	-	685
200-277 V	EZASHT200AC		SHT240ACT1L	
380-480 V	EZASHT380AC	-	-	-
440 V	-	-	-	-
DC				
24 V	EZASHT024DC	1710	-	-
48 V	EZASHT024DC		-	-
110 V	EZASHT048DC		-	-
220 V	-	-	-	-

Note:

- Contact customer care for other accessories

For details on non-standard references, technical parameters, stockable and non-stockable status, please contact Customer Care Centre.

NORMAL STOCK ITEMS

W.E.F. January 27, 2020

Simpact NKS DC MCCB

• Fixed Thermal Magnetic Settings

Breaking Capacity Icu as per IEC 60947-2	Rated Current	One Pole Reference	Unit MRP [₹]
5 kA 125VDC L/R = 10ms	10A	NKS100R010DC1P	1520
	15A	NKS100R015DC1P	
	20A	NKS100R020DC1P	
	30A	NKS100R030DC1P	
	40A	NKS100R040DC1P	
	50A	NKS100R050DC1P	
	60A	NKS100R060DC1P	
	75A	NKS100R075DC1P	
100A	NKS100R100DC1P		

• Fixed Thermal Magnetic Settings

Breaking Capacity Icu as per IEC 60947-2	Rated Current	Two Pole Reference*	Unit MRP [₹]	Three Pole Reference	Unit MRP [₹]
10 kA 250VDC L/R = 10ms	10A	NKS100R010DC2P	4495	NKS100R010DC3P	5125
	15A	NKS100R015DC2P		NKS100R015DC3P	
	20A	NKS100R020DC2P		NKS100R020DC3P	
	25A	NKS100R025DC2P	On request	NKS100R025DC3P	On request
	30A	NKS100R030DC2P		NKS100R030DC3P	
	40A	NKS100R040DC2P	4495	NKS100R040DC3P	5125
	50A	NKS100R050DC2P		NKS100R050DC3P	
	60A	NKS100R060DC2P		NKS100R060DC3P	
	75A	NKS100R075DC2P	8415	NKS100R075DC3P	9250
	100A	NKS100R100DC2P		NKS100R100DC3P	
	110A	NKS160R110DC2P	On request	NKS160R110DC3P	9250
	125A	NKS160R125DC2P		NKS160R125DC3P	
	140A	NKS160R140DC2P	8415	NKS160R140DC3P	9250
	150A	NKS160R150DC2P		NKS160R150DC3P	
	160A	NKS160R160DC2P	8675	NKS160R160DC3P	9980
	175A	NKS200R175DC2P		NKS200R175DC3P	
200A	NKS200R200DC2P	NKS200R200DC3P			

Note: *2 Pole MCCB shall be in 3P dimensions.

Spreaders are supplied as standard only with NKS200R for lower ratings consider spreader prices extra

Simpact NKS DC Accessories

Voltage	Reference	Unit LP [₹]
Shunt Release		
AC		
240 V	SHT240ACT1L	685
Under Voltage Release		
AC		
220 V	UVT220/240ACT1 <input checked="" type="checkbox"/>	1850

Description	Reference	Unit LP [₹]
Auxiliary contacts (changeover)		
Auxiliary Switch 1 C/O	AX1CT1L	760
Alarm Switch 1 C/O	AL1CT1NR	850
Rotary handles		
Standard extended rotary handle	NDHOMT1	1175
Spreaders		
Spreaders (Set of 3) 3P	NKSP13 <input checked="" type="checkbox"/>	305

For details on non-standard references, technical parameters, stockable and non-stockable status, please contact Customer Care Centre.

NORMAL STOCK ITEMS

W.E.F. January 27, 2020

Unique Modular Ground Fault Protection

Earth Fault Protection for EasyPact CVS/ Compact NSX MCCBs

Modular Device for EasyPact CVS/ Compact NSX Range Moulded Case Circuit Breakers

- Adjustable earth fault sensitivity selection 10 to 60%
- Adjustable time delay Inst/ 0.5 - 3 sec.
- System healthiness check through LED indication
- Individual fault indication for OL/SC, EF when used with Compact NSX & EasyPact CVS (Optional)
- Test facility to check healthiness of earth fault protection system without tripping MCCB
- Suitable for 3P3W & 3P4W electrical distribution network



Protection of electrical distribution network against fire



MCCB Frame	Relay Module rated current	3 Ph + 3W Reference	Unit MRP [₹]	3 Ph + 4W Reference	Unit MRP [₹]
CVS/NSX100	32, 40, 50, 63, 80, 100	GFP11CT13P <input checked="" type="checkbox"/>	5280	GFP11CT14P <input checked="" type="checkbox"/>	5790
CVS/NSX 160 / 250	125, 160, 200, 250	GFP12CT23P <input checked="" type="checkbox"/>	6000	GFP12CT24P <input checked="" type="checkbox"/>	6780
CVS/NSX 400 / 630	400, 630	GFP13CT33P <input checked="" type="checkbox"/>	9070	GFP13CT34P <input checked="" type="checkbox"/>	9910
CVS 800	800	GFP14CT43P	11190	GFP14CT44P	12520

Note: Kindly order one no. Shunt trip coil along with one Ground Fault Protection Module for CVS100 to 630. Order one auxiliary contact alongwith shunt coil for CVS800.

For details on non-standard references, technical parameters, stockable and non-stockable status, please contact Customer Care Centre.

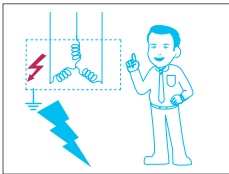
NORMAL STOCK ITEMS

W.E.F. January 27, 2020

Earth Leakage Protection

Earth Leakage Protection is obtained by: Fitting a VIGI Module on the Circuit Breakers

VIGI Module Earth Leakage Device for EasyPact CVS/ Compact NSX Range Moulded Case Circuit Breakers



Protection of people



VIGI Module



CVS + VIGI



NSX + VIGI

- Compliance with Standards - IEC60947-2 appendix B, IEC 60255-4 and IEC60801-2 to 5 covering protection against nuisance tripping due to:
 - Transient overvoltages, lightning strikes
 - Switching of devices on the distribution system
 - Electrostatic discharges and radio frequency disturbances
- Device can be equipped with multifunction aux contact of MCCB to remotely signal tripping due to earth fault
- Self powered - "no aux supply required"
- Instantaneous tripping at 30mA in less the 40ms for human protection
- Direct acting device - no shunt/UV release required in MCCB

MCCB Frame	Type	Three Pole Reference ⁽¹⁾	Unit MRP [₹]	Four Pole Reference	Unit MRP [₹]
CVS/NSX - 100/160	ME	LV429212	13345	LV429213	14420
CVS/NSX - 100/160	MH	LV429210 <input checked="" type="checkbox"/>	17145	LV429211	18945
CVS/NSX - 250	MH	LV431535	19365	LV431536	19800
CVS/NSX - 400/630	MB	LV432455	47965	LV432456	49950

ME Type	MH Type	MB Type
<ul style="list-style-type: none"> • Sensitivity - 300mA (fixed) • Instantaneous time delay • Fixed < 40ms 	<ul style="list-style-type: none"> • Sensitivity - adjustable • 30mA - 300mA-1A-3A-10A • Instantaneous time delay(ms) • 0 - 60 ⁽²⁾ - 150 ⁽²⁾ - 310 ⁽²⁾ 	<ul style="list-style-type: none"> • Sensitivity - adjustable • 300mA-1A-3A-10A -30A • Instantaneous time delay (ms) • 0 - 60 - 150 - 310

(1) Vigi 3P modules may also be used on 3P circuit breaker used for single phase or two phase protection

(2) If the sensitivity is set to 30mA, there is no time delay, whatever the time delay setting

Insulation monitoring module for EasyPact CVS/ Compact NSX Range Moulded Case Circuit Breakers



- Settings: 100 - 200 - 500 - 1000mA
- Indication by Red LED without tripping the circuit breaker
- Option for installing auxiliary contact for remote indication/tripping

Description	Three Pole Reference	Unit MRP [₹]	Four Pole Reference	Unit MRP [₹]
CVS/NSX 100- 250A				
220 to 440V AC	LV429459	15505	LV429460	16660
Connection for a 4P insulation monitoring module on a 3P breaker	-	-	LV429214	6400
CVS/NSX 400- 630A				
220 to 440V AC	LV432659	24550	LV432660	27395
Connection for a 4P insulation monitoring module on a 3P breaker	-	-	LV432457	18050

For details on non-standard references, technical parameters, stockable and non-stockable status, please contact Customer Care Centre.

NORMAL STOCK ITEMS

W.E.F. January 27, 2020

Earth Leakage Protection is obtained by:

- Installing a Micrologic 7.0.A control unit (Compact NS800 - 3200A/ Masterpact NT/NW ACB)
- Using Vigirex Relays and separate Toroids or Rectangular Sensors

Vigirex Relays



Vigirex Relays along with Vigirex Sensors, may be used to add external Earth Leakage Protection to Circuit Breakers

- Sensitivity Adjustments from 30mA to 30A and time delay settings from (0-4.5 seconds)
- Closed Toroid up to 630A (30 to 300mm in diameter), Split Toroid up to 250A (46 to 110mm in diameter) or
- Rectangular sensor up to 3200A
- 400Hz Distribution System

Note: For further details, please contact our nearest Sales Office.

Type	Control Voltage	Din rail mount Reference	Unit MRP [₹]	Front panel mount Reference	Unit MRP [₹]
RH10 with local manual fault reset	220/240VAC	56130	10495	56230	11530
Sensitivity=0.03A	380/415VAC	56140		56240	
RH99 with local manual fault reset	220/240VAC	56173	15860	56273	17170
Sensitivity = 0.03- 30A & time delay= 0-4.5s	380/415VAC	56174	17490	56274	18030
RH197P with local manual or automatic fault reset	220/240VAC		-	56507*	19415
Sensitivity = 0.03- 30A & time delay= 0-4.5s	380/415VAC		-	56508*	28850
RH197P with local manual or automatic fault reset	220/240VAC		-	56512**	27750
Sensitivity = 0.03- 30A & time delay= 0-4.5s	380/415VAC		-	56513**	20580

* alarm at 50% of fault threshold

** alarm at 100% of fault threshold

Vigirex Sensors



Type	Ie(A) Rated Operational Current	Inside Diameter (mm)	Reference	Unit MRP [₹]
TA30	65	30	50437	6690
PA50	85	50	50438	9325
IA80	160	80	50439	11105
MA120	250	120	50440	13360
SA200	400	200	50441	20755
GA300	630	300	50442	45010

Note: For vigirex relay with monitoring and communication facility, contact nearest sales office.

For details on non-standard references, technical parameters, stockable and non-stockable status, please contact Customer Care Centre.

NORMAL STOCK ITEMS

W.E.F. January 27, 2020



For Low Voltage Circuit Control and Isolation - Incomers for Distribution Boards

- Conforms to IEC 60947-3/IS 13947 - 3
- Rated operational voltages 500V/690V
- Range 40A to 2500A
- Rated operational current @ AC 23A
- No deration upto 60° C
- Positive contact indication
- Common accessories with Compact NSX/single auxillary contact
- Making capacity enhanced with Compact NSX upstream

Pole Description	Rated Operational Current	Reference	Unit LP [₹]
------------------	---------------------------	-----------	-------------

Interpact Range of Switch Disconnectors

3-Pole	40 A AC-23A	28900	4450
	63 A AC-23A	28902	5380
	100 A AC-23A	28908	6340
	125 A AC-23A	28910	6910
	160 A AC-23A	28912	7700
	200 A AC-23A	31102	13380
	250 A AC-23A	31106	14130
	320 A AC-23A	31108	23010
	400 A AC-23A	31110	25930
4-Pole	630 A AC-23A	31114	26670
	40 A AC-23A	28901	4970
	63 A AC-23A	28903	5880
	100 A AC-23A	28909	6910
	125 A AC-23A	28911	7710
	160 A AC-23A	28913	8500
	200 A AC-23A	31103	14940
	250 A AC-23A	31107	15690
	320 A AC-23A	31109	26650
400 A AC-23A	31111	27520	
630 A AC-23A	31115	30850	

Interpact Changeover Systems (Complete Assembly)

3-Pole	100 A AC-23A	31140	39240
	160 A AC-23A	31144	42710
	200 A AC-23A	31142	46970
	250 A AC-23A	31146	48280
	320 A AC-23A	31148	79840
	400 A AC-23A	31150	85240
4-Pole	630 A AC-23A	31154	86720
	100 A AC-23A	31141	44755
	160 A AC-23A	31145	48950
	200 A AC-23A	31143	55425
	250 A AC-23A	31147	57355
	320 A AC-23A	31149	87085
400 A AC-23A	31151	89905	
630 A AC-23A	31155	102930	

Description	Reference	Unit LP [₹]
-------------	-----------	-------------

Accessories

Optional front extended rotary handle INS 250 - black handle (Switch Disconnector)	LV431050	3895
Optional front extended rotary handle INS 320..630 - black handle (Switch Disconnector)	31052	5510
Optional front extended rotary handle INS 40..160 - black handle (Switch Disconnector)	LV428941	1980
6 phase separators - INS100..160	28959	865
6 phase separators - INS250	29329	1080
6 phase separators - INS400..630	LV432570	750

For details on non-standard references, technical parameters, stockable and non-stockable status, please contact Customer Care Centre.

NORMAL STOCK ITEMS

W.E.F. January 27, 2020



Fuse solutions from the world leader in electrical distribution

- The most complete fuse device offer in single and double break - switch disconnecter fuses, fuse switch disconnectors and disconnecter fuses
- Double break and Single break offer.
- Short-circuit and overload protection
- Isolation
- On-load switching of circuits

Range Details: NX range Switch Disconnecter Fuse

- 32A to 630A TP, TPN & FP version suitable for DIN/BS fuses.
- 4 break and 8 arcing zones
- IP20 Fuse protection cover is standard.

Range Details: ISFT range Fuse Switch Disconnecter

- 100A to 630A TP, version suitable for DIN fuses.
- Single breaking and direct connection to busbars
- isolation with positive contact indication when the fuse-carrier assembly is in the open position (OFF).

Range Details: ISFL range Vertical Fuse Switch Disconnecter

- 160A to 1250A TP, version suitable for DIN fuses.
- Single breaking and direct connection to busbars
- Two versions i.e Single pole or Three pole operation

- Complete Range from 32 to 630A in TP, TP+N & FP version suitable for DIN/BS fuses.
- 4 breaks and 8 arcing points
- IP20 Fuse Protection Cover is standard
- Higher Mechanical and Electrical life.

Without Enclosure

Rated Operational Current	Poles Description	DIN Type Reference	Unit LP [₹]	BS Type Reference	Unit LP [₹]
32 A	3P + N	NX032TPNDI <input checked="" type="checkbox"/>	2390	NX032TPNBS	2360
63 A	3P + N	NX063TPNDI <input checked="" type="checkbox"/>	3160	NX063TPNBS	3130
80 A	3P + N	NX080TPNDI	5970	NX080TPNBS	5690
100 A	3P	NX100TPXDI	6590		
	3P + N	NX100TPNDI <input checked="" type="checkbox"/>	6850	NX100TPNBS	6790
	4P	NX100FPXDI	7120		
125 A	3P	NX125TPXDI <input checked="" type="checkbox"/>	7690		
	3P + N	NX125TPNDI <input checked="" type="checkbox"/>	8400	NX125TPNBS	8310
160 A	4P	NX125FPXDI	9450		
	3P	NX160TPXDI	8470		
	3P + N	NX160TPNDI <input checked="" type="checkbox"/>	9160	NX160TPNBS	8620
200 A	4P	NX160FPXDI	10550		
	3P	NX200TPXDI	11210		
250 A	3P + N	NX200TPNDI <input checked="" type="checkbox"/>	11760	NX200TPNBS	10340
	4P	NX200FPXDI	13160		
	3P	NX250TPXDI	13740		
250 A	3P + N	NX250TPNDI <input checked="" type="checkbox"/>	14150	NX250TPNBS	13590
	4P	NX250FPXDI	16650		
315 A	3P	NX315TPXDI	17270		
	3P + N	NX315TPNDI <input checked="" type="checkbox"/>	17520	NX315TPNBS	17240
	4P	NX315FPXDI	On request		
400 A	3P	NX400TPXDI	23090		
	3P + N	NX400TPNDI <input checked="" type="checkbox"/>	23960	NX400TPNBS	22650
630 A	4P	NX400FPXDI	28880		
	3P	NX630TPXDI	34080		
	3P + N	NX630TPNDI <input checked="" type="checkbox"/>	34860	NX630TPNBS	34500
	4P	NX630FPXDI	38870		

Accessories/Spares

Description	Reference	Unit LP [₹]
NX032/NX063/NX080		
Auxiliary contact for Fupact	NXAA11 <input checked="" type="checkbox"/>	500
Fuse holder for DIN NX032...NX080	NXHD1	240
Handle operating mechanism (HOM) NX032...NX080	NXR1	445
HOM shaft for NX/32/63/80	NXRS1	240
NX100/NX125/NX160		
Auxiliary contact for Fupact	NXBA11 <input checked="" type="checkbox"/>	580
Fuse holder DIN for BS type NX100...NX160	NXHB21	220
Fuse holder DIN for NX100...NX160	NXHD21	On request
Handle operating mechanism NX100...NX160	NXR2 <input checked="" type="checkbox"/>	850
Shaft for HOM for NX100...NX160	NXRS2	240
NX200		
Auxiliary contact for Fupact	NXBA11 <input checked="" type="checkbox"/>	580
Fuse holder for BS type NX200	NXHB22	230
Fuse holder for DIN NX200	NXHD22	260
Handle operating mechanism NX200	NXR2 <input checked="" type="checkbox"/>	850
Shaft for HOM for NX200	NXRS2A	295
NX250/315/400		
Auxiliary contact for Fupact	NXBA11 <input checked="" type="checkbox"/>	580
Handle operating mechanism for NX250...NX400	NXR3	880
Shaft for HOM for NX250...NX400	NXRS3	295
NX630		
Auxiliary contact for Fupact	NXBA11 <input checked="" type="checkbox"/>	580
Handle operating mechanism for NX630	NXR4	On request
Shaft for HOM for NX630	NXRS4	On request

Note: For other versions please contact our nearest Sales Office.

For details on non-standard references, technical parameters, stockable and non-stockable status, please contact Customer Care Centre.

NORMAL STOCK ITEMS

W.E.F. January 27, 2020

Future of Power Distribution

MasterPact MTZ

LV Circuit Breakers & Switch Disconnectors
from 630A to 6300A



NOW, YOU'RE READY...

Built on the legendary performance and reliability of the MasterPact range.

MasterPact MTZ circuit breakers prepare you for the future of power distribution with smart connectivity, remote monitoring, and easy customization via digital modules.

- Intuitive EcoStruxure Power Device App smartphone app for easy operation and maintenance
- Precise Class 1 power meter built in for energy-saving capabilities
- Easy customization with digital modules
- Intuitive MicroLogic™ X control unit
- Easy installation using established architectures
- Seamless integration with building and energy management systems with EcoStruxure architectures
- Designed and tested to applicable standards for ANSI, UL, and IEC
- Low migration cost from MasterPact NT/NW to MasterPact MTZ



With MasterPact MTZ breakers, enhanced performance and connectivity equip you for the future of power distribution.

- Available from 630A to 6300A
 - Breaking capacity upto 150kA
 - Fixed & Draw-Out version
-



MasterPact MTZ

A new digital user experience

With the MasterPact MTZ circuit breaker, every stage of the project - from designing and configuring to operating and maintaining - is streamlined using its digital capabilities.

DESIGN



EcoStruxure Power Design software
Single-line diagram design software that calculates and sizes your electrical installation.

EcoStruxure Power Build software
Quick configuration and quotation tool for switchboards.

CONFIGURE AND ORDER



Product Selector
Configure MasterPact MTZ to save time and ensure accuracy.

MySE
Order your MasterPact MTZ online

BUILD AND COMMISSION



EcoStruxure Power Commission software
Commission and upgrade easily with protection setting and factory-acceptance test.

OPERATE AND MAINTAIN



EcoStruxure Power monitoring software
Power Monitoring Expert
Power SCADA Operation
Building Operation
Facility Advisor

Monitor with EcoStruxure Power software
Obtain data visualization and reporting for increased efficiency.

Remote, continuous notifications

The Facility Expert maintenance logbook app.
Track facility data and receive alerts in case of power events and scheduled maintenance.

Operate with MicroLogic X control unit

Locally in the facility room
Status "at a glance"



GoDigital store
Purchase additional digital modules for even more visibility and efficiency over the MasterPact MTZ circuit breaker life cycle.

CUSTOMIZE OR UPGRADE



Operate with your smartphone

Locally in the facility room
Ecostruxure Power Device App



Overview of MicroLogic X Trip Unit

Measurement

Energy management is the challenge of present & future generations. To meet this requirement MicroLogic X incorporates all the measuring functions of a power meter including **Energy Class 1 accuracy** third-party certified.

Maintenance & Diagnostics

Optimal continuity of services as well as extended life of equipment is one of customers main concerns. For that purpose **MicroLogic X integrates new extended diagnosis** and assistance to maintenance.

Protection

Improvement of the reliability of MicroLogic X, dual settings and additional facilities **increase the performance and the flexibility** of low voltage systems of protection.



14 Optional 24/7 downloadable digital modules dedicated to upgrading MicroLogic X

- Undervoltage and overvoltage
- Underfrequency and overfrequency
- Reverse active power
- IDMTL overcurrent protection
- Directional overcurrent
- Ground-fault alarm
- Energy Reduction Maintenance Settings
- Energy per phase
- Individual harmonics analysis
- Power restoration assistant
- MasterPact operation assistant
- Waveform capture on trip event
- IEC 61850 for MasterPact MTZ
- Modbus legacy dataset

Communication

- It is now common practice to make available most of the information processed by a Protection Control Unit, locally for network operation and maintenance, as well as remotely for higher functions of control, monitoring, energy efficiency and assets management.
- To comply with this requirement, MicroLogic X control units **incorporate several channels of communication, including Ethernet, Modbus SL and wireless communication facilities.**

The Benchmark for Power Circuit Breakers around the world

Masterpact NT/NW

LV power circuit breakers 630 to 6300 A



Network Protection



Supervision



Compact

AIR PROCESS

Masterpact NT and NW

The Benchmark For Power Circuit Breakers Around The World



Ethernet ready Masterpact NT and NW breakers, setting the standard for performance, safety, connectivity and built-in metering; all in optimized frame sizes

- Ethernet based monitoring, control, alarm notification for energy, asset and network management
- Built-in energy metering with combined accuracy class of 2% for improved energy efficiency
- Masterpact is suitable for heavy duty applications



Building Energy Industry Datacenter
& Infrastructure

- Masterpact is an answer to specific applications:
 - 1000V for mining applications
 - Direct current networks
 - Corrosion protection
 - Switch disconnectors and earthing switches

Range Details:

- 630A to 6300A
- Breaking Capacity upto 150kA
- Fixed, Draw out type
- Flexible terminal orientation enables horizontal or vertical alignment changes in the field*

*Not Applicable for 4000A and 6300A

Micrologic Trip System Overview of functions

Micrologic name codes

2.0 E
X Y Z

X: type of protection

- 2 for basic protection
- 5 for selective protection
- 6 for selective + earth-fault protection
- 7 for selective + earth-leakage protection.

Y: control-unit generation

Identification of the control-unit generation.
"0" signifies the first generation.

Z: type of measurement

- E for "Energy"
- P for "power meter"
- H for "harmonic meter".



Measurements and programmable protection

- $I_1, I_2, I_3, I_N, I_{\text{earth-fault}}, I_{\text{earth-leakage}}$ and maximeter for these measurements
- fault indications
- settings in amperes and in seconds.
- calculates the current demand value
- "Quickview" function for the automatic cyclical display of the most useful values (as standard or by selection).

P: E + power meter + programmable protection

- measurements of V, A, W, VAR, VA, Wh, VARh, VAh, Hz, Vpeak, Apeak, power factor and maximeters and minimeters
- IDMTL long-time protection, minimum and maximum voltage and frequency, voltage and current imbalance, phase sequence, reverse power
- load shedding and reconnection depending on power or current measurements of interrupted currents, differentiated fault indications,
- maintenance indications, event histories and time-stamping, etc.

H: P + harmonics

- power quality: fundamentals, distortion, amplitude and phase of harmonics up to the 31st order
- waveform capture after fault, alarm or on request
- enhanced alarm programming: thresholds and actions.



Micrologic Trip Unit

Energy efficiency, now within your reach

		E 'Energy'	P 'Power'	H 'Harmonics'
Measuremen	Current , maximeter	●	●	●
	Voltage, PF, Power, demand, energy	●	●	●
	Cos-φ, frequency, per phase, advanced protection		●	●
	Harmonics, waveform capture, enhanced alarms			●
Protection	2 (L, I)	2.0 E		
	5 (L, S, I)	5.0 E	5.0 P	5.0 H
	6 (L, S, I,G)	6.0 E	6.0 P	6.0 H
	7 (L, S, I, V)		7.0 P	7.0 H

Solar PVDC ACB Offer

Masterpact NW HADCD - PV switch disconnectors



- 2000A and 4000A @ 1000V DC
- Short Circuit Withstand Capacity upto 85kA 1sec
- Fixed and Draw out type
- High Mechanical and Electrical life

ATS Kit

Suitable for Masterpact NT/ NW ACB

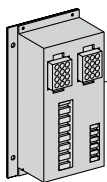
This Kit comprises of :

- Adaptation fixture & set of two cables for mechanical interlocking
- IVE unit for Electrical Interlocking
- ACP control Plate
- UA/BA controller

*Note: For ATS with Masterpact NT/NW ACB, order 2 nos. of ACB's with ready to close PF contact + 1 no. ATS Kit



ACP Unit



IVE Unit



Controller



Mechanical interlocking using cable

Description	Reference	Unit MRP [₹]
ATS Kit for Masterpact NT EDO type with BA 415VAC controller	INA_NTDOB4	On request
ATS Kit for Masterpact NT EDO type with UA 415VAC controller	INA_NTDOU4	On request
ATS Kit for Masterpact NW EDO type with BA 415VAC controller	INA_NWDOB4 <input checked="" type="checkbox"/>	On request
ATS Kit for Masterpact NW EDO type with UA 415VAC controller	INA_NWDOU4 <input checked="" type="checkbox"/>	On request

**ATS Kit with for Fixed Breaker and BA controller with 240VAC, contact our customer care

The easy choice for reliable performance

EasyPact MVS

LV power circuit breakers and switch
disconnectors from 800 to 4000 A



EasyPact MVS

The easy choice for reliable performance



- Thermal memory ensures safe tripping in case of consecutive faults
- In-built ZSI feature facilitates intelligent discrimination and enhances installation life
- Mechanical ready to close features checks all safety parameters before closing for enhanced safety
- Trip unit with built in current & voltage metering for easy access to important electrical parameters
- Best in class break time of 25ms creates lower stress on installation
- Pollution degree 4 allows the breaker to operate in harsh environments
- LED bargraph ensures easy access to % phase wise loading information
- Ap protection feature standard in all trip units

Range Details:

- Single frame for 800A to 4000A
- Fixed, Draw out type
- Entire Range $I_{cu}=I_{cs}=I_{cw}=50kA$ for 1sec @440V
- Suitability for applications up to 690 V
- Flexible terminal orientation enables horizontal or vertical alignment changes in the field*

*Not possible for 4000A

ET/ETA/ETV Trip System

A step towards intelligent Electrical Distribution Network



	ET TRIP UNIT	ETA Trip Unit	ETV TRIP UNIT
Features	Current Metering		●
	Voltage Metering		●
	ZSI	●	●
	% Loading Bar Graph for each phase	●	●
	Thermal Memory	●	●
	Last 10 Trip History		
Protection	2 (L, I)	2L	2A
		6G	6A

EasyPact ACB Communication Module



Connect



Control



Manage

Make Communication architecture affordable and Easy to maintain

- Connect, Control & Manage three ACBs from one communication module having RS485 port with Modbus RTU protocol.
 - a. Connect breaker ON/OFF status (OF) Breaker trip status (SDE), ready to close status (PF)
 - b. Control remote open/close of air circuit breakers.
 - c. Manage one analog input (4-20mA)



EasyPact MVS communication module connect and control ACB on Modbus Communication architecture.



Material Description	Reference	Unit LP [₹]
EasyPact MVS Communication module EasyCom	MVS21430	11230

EasyPact MVS Draw-out ACB

Draw-out type Circuit breakers and Switch Disconnectors 800-4000A



- Conforms to IS/ IEC 60947-2 & 3
- Microprocessor based ET trip systems with thermal memory
- No derating up to 50°C
- Zone Selective Interlocking
- Fully rated neutral with inbuilt protection
- Pre trip alarm & individual fault indicating LEDs
- ET6L provides Overload, Short-circuit, Instantaneous & Earth-fault protections
- Icu=Ics=Icw(1sec) = 50kA @ 440V AC

Draw-out Type circuit breaker with Microprocessor based ET6G Trip Unit (without display)

Rating In (A)	3P Draw-Out Manual Reference	Unit LP [₹]	3P Draw-Out Electrical Reference	Unit LP [₹]	4P Draw-Out Manual Reference	Unit LP [₹]	4P Draw-Out Electrical Reference	Unit LP [₹]
800	MVS08N3MW6L	190010	MVS08N3NW6L	239900	MVS08N4MW6L	238480	MVS08N4NW6L	288370
1000	MVS10N3MW6L	199610	MVS10N3NW6L	249500	MVS10N4MW6L	249860	MVS10N4NW6L	299750
1250	MVS12N3MW6L	222250	MVS12N3NW6L	272140	MVS12N4MW6L	276730	MVS12N4NW6L	326620
1600	MVS16N3MW6L	252600	MVS16N3NW6L	302490	MVS16N4MW6L	308220	MVS16N4NW6L	358110
2000	MVS20N3MW6L	311620	MVS20N3NW6L	361510	MVS20N4MW6L	382700	MVS20N4NW6L	432590
2500	MVS25N3MW6L	385250	MVS25N3NW6L	435140	MVS25N4MW6L	468140	MVS25N4NW6L	518030
3200	MVS32N3MW6L	467820	MVS32N3NW6L	517710	MVS32N4MW6L	573620	MVS32N4NW6L	623510
4000	MVS40N3MW6L	572170	MVS40N3NW6L	622060	MVS40N4MW6L	731820	MVS40N4NW6L	781710

EasyPact MVS Draw out ACB

ACB variants	LP changes for product Configuration w.r.t. ACB having ET6G trip unit.		How to arrive at new reference number*
Switch Disconnector version (without trip unit)	Reduce	₹19300	Example : ACB reference with ET6G trip unit - MVS08N3MW6L. For switch disconnector reference replace 6L by 0D i.e MVS08N3MW0D
ACB with ET6A trip unit (LCD display with Current Metering)	Add	₹9200	Example : ACB reference with ET6G trip unit - MVS08N3MW6L. For ACB reference with ET6A trip unit replace 6L by 6A i.e MVS08N3MW6A
ACB with ET6V trip unit (LCD display with Current Metering & Voltage Metering and Last 10 Trip History)	Add	₹21200	Example : ACB reference with ET6G trip unit - MVS08N3MW6L. For ACB reference with ET6V trip unit replace 6L by 6V i.e MVS08N3MW6V

*- Same Philosophy for 3 Pole/ 4 Pole and Manual/ Electrical References

Note:

All draw-out type circuit breakers will be supplied with:

- Top and Bottom horizontal terminations.
 - 1 No. Electrical fault indication Contact (SDE).
 - No. Auxiliary contact block (OF) with 4 C/O contacts.
 - Safety shutters on Chassis & door sealing frame- Escutcheon (CDP).
- All electrical operated breakers are supplied with motor mechanism (MCH), closing coil (XF) & shunt release (MX) (Voltage ratings to be specified by customer & duty filled in ACB Order form)
 - External Neutral CT required for highly un-balanced TP-N system has to be ordered at extra price.
 - Any other accessories are optional at extra price.

For details on non-standard references, technical parameters, stockable and non-stockable status, please contact Customer Care Centre.

NORMAL STOCK ITEMS

W.E.F. January 27, 2020

EasyPact MVS Draw-out ACB

Draw-out type Circuit breakers and Switch Disconnectors 800-4000A



- Conforms to IS/ IEC 60947-2 & 3
- Microprocessor based ET trip systems with thermal memory
- No derating up to 50°C
- Fully rated neutral with inbuilt protection
- Pre trip alarm & individual fault indicating LEDs
- ET2L provides Overload & Short-circuit protections
- $I_{cu}=I_{cs}=I_{cw}(1sec) = 50kA @ 440V AC$

Draw-out Type circuit breaker with Microprocessor based ET2L Trip Unit (without display)

Rating In (A)	3P Draw-Out Manual Reference	Unit LP [₹]	3P Draw-Out Electrical Reference	Unit LP [₹]	4P Draw-Out Manual Reference	Unit LP [₹]	4P Draw-Out Electrical Reference	Unit LP [₹]
800	MVS08N3MW2L	182610	MVS08N3NW2L	232500	MVS08N4MW2L	231080	MVS08N4NW2L	280970
1000	MVS10N3MW2L	192210	MVS10N3NW2L	242100	MVS10N4MW2L	242460	MVS10N4NW2L	292350
1250	MVS12N3MW2L	214850	MVS12N3NW2L	264740	MVS12N4MW2L	269330	MVS12N4NW2L	319220
1600	MVS16N3MW2L	245200	MVS16N3NW2L	295090	MVS16N4MW2L	300820	MVS16N4NW2L	350710
2000	MVS20N3MW2L	304220	MVS20N3NW2L	354110	MVS20N4MW2L	375300	MVS20N4NW2L	425190
2500	MVS25N3MW2L	377850	MVS25N3NW2L	427740	MVS25N4MW2L	460740	MVS25N4NW2L	510630
3200	MVS32N3MW2L	460420	MVS32N3NW2L	510310	MVS32N4MW2L	566220	MVS32N4NW2L	616110
4000	MVS40N3MW2L	564770	MVS40N3NW2L	614660	MVS40N4MW2L	724420	MVS40N4NW2L	774310

EasyPact MVS Draw out ACB

ACB variants	LP changes for product Configuration w.r.t. ACB having ET2L trip unit.		How to arrive at new reference number*
ACB with ET2A trip unit (LCD display with Current Metering)	Add	₹4600	Example : ACB reference with ET2L trip unit - MVS08N3MW2L. For ACB reference with ET2A trip unit replace 2L by 2A i.e MVS08N3MW2A
ACB with ET2V trip unit (LCD display with Current Metering & Voltage Metering and Last 10 Trip History)	Add	₹13800	Example : ACB reference with ET2L trip unit - MVS08N3MW2L. For ACB reference with ET2V trip unit replace 2L by 2V i.e MVS08N3MW2V

AC* Same Philosophy for 3 Pole/ 4 Pole and Manual/ Electrical References

Note:

All draw-out type circuit breakers will be supplied with:

- Top and Bottom horizontal terminations.
- 1 No. Electrical fault indication Contact (SDE).
- 1 No. Auxiliary contact block (OF) with 4 C/O contacts.
- Safety shutters on Chassis & door sealing frame- Escutcheon (CDP).

- All electrical operated breakers are supplied with motor mechanism (MCH), closing coil (XF) & shunt release (MX).
- External Neutral CT required for highly un-balanced TP-N system has to be ordered at extra price.
- Any other accessories are optional at extra price.

For details on non-standard references, technical parameters, stockable and non-stockable status, please contact Customer Care Centre.

NORMAL STOCK ITEMS

W.E.F. January 27, 2020

EasyPact MVS Fixed ACB

Fixed type Circuit breakers & Switch Disconnectors 800-4000A



- Conforms to IS/ IEC 60947-2 & 3
- Microprocessor based ET trip systems with thermal memory
- No derating up to 50° C
- Zone Selective Interlocking
- Fully rated neutral with inbuilt protection
- Pre trip alarm & individual fault indicating LEDs
- $I_{cu}=I_{cs}=I_{cw}(1\text{sec})=50\text{kA}@440\text{V AC}$

Fixed Type circuit breaker with Microprocessor based ET6G Trip Unit (without display)

Rating in (A)	3P Fix Manual Reference	Unit LP [₹]	3P Fix Electrical Reference	Unit LP [₹]	4P Fix Manual Reference	Unit LP [₹]	4P Fix Electrical Reference	Unit LP [₹]
800	MVS08N3MF6L	141680	MVS08N3NF6L	191570	MVS08N4MF6L	180140	MVS08N4NF6L	230030
1000	MVS10N3MF6L	155090	MVS10N3NF6L	204980	MVS10N4MF6L	195640	MVS10N4NF6L	245530
1250	MVS12N3MF6L	178260	MVS12N3NF6L	228150	MVS12N4MF6L	222710	MVS12N4NF6L	272600
1600	MVS16N3MF6L	197870	MVS16N3NF6L	247760	MVS16N4MF6L	255770	MVS16N4NF6L	305660
2000	MVS20N3MF6L	234630	MVS20N3NF6L	284520	MVS20N4MF6L	306640	MVS20N4NF6L	356530
2500	MVS25N3MF6L	286040	MVS25N3NF6L	335930	MVS25N4MF6L	361390	MVS25N4NF6L	411280
3200	MVS32N3MF6L	409460	MVS32N3NF6L	459350	MVS32N4MF6L	505200	MVS32N4NF6L	555090
4000	MVS40N3MF6L	504240	MVS40N3NF6L	554130	MVS40N4MF6L	632160	MVS40N4NF6L	682050

EasyPact MVS Fix ACB

ACB variants	LP changes for product Configuration w.r.t. ACB having ET6G trip unit.		How to arrive at new reference number*
Switch Disconnector version (without trip unit)	Reduce	₹19300	Example : ACB reference with ET6G trip unit - MVS08N3MF6L. For switch disconnector reference replace 6L by 0D i.e MVS08N3MF0D
ACB with ET6A trip unit (LCD display with Current Metering)	Add	₹9200	Example : ACB reference with ET6G trip unit - MVS08N3MF6L. For ACB reference with ET6A trip unit replace 6L by 6A i.e MVS08N3MF6A
ACB with ET6V trip unit (LCD display with Current Metering & Voltage Metering and Last 10 Trip History)	Add	₹21200	Example : ACB reference with ET6G trip unit - MVS08N3MF6L. For ACB reference with ET6V trip unit replace 6L by 6V i.e MVS08N3MF6V

* Same Philosophy for 3 Pole/ 4 Pole and Manual/ Electrical References

Note:

All Fix type circuit breakers will be supplied with:

- horizontal / vertical terminal
 - 1 No. Electrical fault indication Contact (SDE).
 - 1 No. Auxiliary contact block (OF) with 4 C/O contacts.
 - door sealing frame- Escutcheon (CDP).
- All switch disconnectors are without protection
 - All electrical operated breakers are supplied with motor mechanism (MCH), closing coil (XF) & shunt release (MX).
 - External Neutral CT required for highly un-balanced TP-N system has to be ordered at extra price.
 - Any other accessories are optional at extra price.

For details on non-standard references, technical parameters, stockable and non-stockable status, please contact Customer Care Centre.

NORMAL STOCK ITEMS

W.E.F. January 27, 2020

- Conforms to IS/ IEC 60947-2 & 3
- Microprocessor based ET trip systems with thermal memory
- No derating up to 50° C
- Fully rated neutral with inbuilt protection
- Pre trip alarm & individual fault indicating LEDs
- Icu=Ics=Icw(1sec) =50kA @ 440V AC

Fixed Type circuit breaker with Microprocessor based ET2L Trip Unit (without display)

Rating in (A)	3P Fix Manual Reference	Unit LP [₹]	3P Fix Electrical Reference	Unit LP [₹]	4P Fix Manual Reference	Unit LP [₹]	4P Fix Electrical Reference	Unit LP [₹]
800	MVS08N3MF2L	134280	MVS08N3NF2L	184170	MVS08N4MF2L	172740	MVS08N4NF2L	222630
1000	MVS10N3MF2L	147690	MVS10N3NF2L	197580	MVS10N4MF2L	188240	MVS10N4NF2L	238130
1250	MVS12N3MF2L	170860	MVS12N3NF2L	220750	MVS12N4MF2L	215310	MVS12N4NF2L	265200
1600	MVS16N3MF2L	190470	MVS16N3NF2L	240360	MVS16N4MF2L	248370	MVS16N4NF2L	298260
2000	MVS20N3MF2L	227230	MVS20N3NF2L	277120	MVS20N4MF2L	299240	MVS20N4NF2L	349130
2500	MVS25N3MF2L	278640	MVS25N3NF2L	328530	MVS25N4MF2L	353990	MVS25N4NF2L	403880
3200	MVS32N3MF2L	402060	MVS32N3NF2L	451950	MVS32N4MF2L	497800	MVS32N4NF2L	547690
4000	MVS40N3MF2L	496840	MVS40N3NF2L	546730	MVS40N4MF2L	624760	MVS40N4NF2L	674650

EasyPact MVS Fix ACB

ACB variants	LP changes for product configuration w.r.t. ACB having ET2L trip unit	How to arrive at new reference number
ACB with ET2A trip unit (LCD display with Current Metering)	Add ₹4600	Example : ACB reference with ET2L trip unit - MVS08N3MF2L. For ACB reference with ET2A trip unit replace 2L by 2A i.e MVS08N3MF2A
ACB with ET2V trip unit (LCD display with Current Metering & Voltage Metering and Last 10 Trip History)	Add ₹13800	Example : ACB reference with ET2L trip unit - MVS08N3MF2L. For ACB reference with ET2V trip unit replace 2L by 2V i.e MVS08N3MF2V

* Same Philosophy for 3 Pole/ 4 Pole and Manual/ Electrical References

Note:

All Fix type circuit breakers will be supplied with:

- horizontal / vertical terminal
 - 1 No. Electrical fault indication Contact (SDE).
 - 1 No. Auxiliary contact block (OF) with 4 C/O contacts.
 - door sealing frame- Escutcheon (CDP).
- All switch disconnectors are without protection
 - All electrical operated breakers are supplied with motor mechanism (MCH), closing coil (XF) & shunt release (MX).
 - External Neutral CT required for highly un-balanced TP-N system has to be ordered at extra price.
 - Any other accessories are optional at extra price.

For details on non-standard references, technical parameters, stockable and non-stockable status, please contact Customer Care Centre.

NORMAL STOCK ITEMS

W.E.F. January 27, 2020

Component	Specification	Reference	Unit LP [₹]
Gear Motor (MCH)			
AC 50/60 Hz	100/130 V	47893	39690
	200/240 V	47894 <input checked="" type="checkbox"/>	
	380/415 V	47896	
DC	24/30 V	47888	
	48/60 V	47889	
	100/125 V	47890	
	200/250 V	47891	
Closing Release (XF)			
AC 50/60 Hz DC	24/30 V DC	33659	5780
	48/60 V DC	33660	
	100/130 V AC/DC	MVS15511 <input checked="" type="checkbox"/>	
	200/250 V AC/DC	MVS15512 <input checked="" type="checkbox"/>	
	380/480 V AC	MVS15513	
Opening Release (MX)			
AC 50/60 Hz DC	24/30 V DC, 24 V AC	33659	5780
	48/60 V DC, 48 V AC	33660	
	100/130 V AC/DC	33661 <input checked="" type="checkbox"/>	
	200/250 V AC/DC	33662 <input checked="" type="checkbox"/>	
	380/480 V AC	33664 <input checked="" type="checkbox"/>	
Terminal Block			
For drawout circuit breaker		47849	210
Under Voltage Release (MN)			
AC 50/60 Hz DC	24/30 V DC, 24 V AC	33668	5780
	48/60 V DC, 48 V AC	33669	
	100/130 V AC/DC	33670 <input checked="" type="checkbox"/>	
	200/250 V AC/DC	33671 <input checked="" type="checkbox"/>	
	380/480 V AC	33673 <input checked="" type="checkbox"/>	
MN Delay Unit			
AC 50/60 Hz DC	48/60 V AC/DC	33680	8400
	100/130 V AC/DC	33681	
	200/250 V AC/DC	33682	
	380/480 V AC/DC	33683	
	100/130 V AC/DC	33684	7820
	200/250 V AC/DC	33685 <input checked="" type="checkbox"/>	
	ON/OFF Indication Contacts (Additional OF contact)		
1 additional block of 4 contacts		47887	5090
Door Interlock (VPECD)/1 part			
On right hand side of chassis		47914 <input checked="" type="checkbox"/>	2780
Operation Counter			
Operation Counter CDM		48535	7880

For details on non-standard references, technical parameters, stockable and non-stockable status, please contact Customer Care Centre.

NORMAL STOCK ITEMS

W.E.F. January 27, 2020

EasyPact SPS

Standard Protection System for your electrical distribution network



800-1600A

**ET2.0
Trip System**

**ET6G
Trip System**

Microprocessor Base Trip Units

Schneider Electric Global specialist in the field of ACBs and MCCBs, introduces EasyPact SPS range of ACBs

- Single Frame size from 800-1600A
- ASIC Based Microprocessor trip unit with OL, SC & EF protection features, which offer fastest short circuit tripping time in its class
- 25 ms short circuit tripping time ensure low let through energy increase the longevity of an electrical distribution network, cables and equipment
- Offer highest standards of safety for operator as well as Electrical distribution network
- Pollution category –III along with modular technology ensure high operating cycles without maintenance
- Simple to choose and easy to install

For details on non-standard references, technical parameters, stockable and non-stockable status, please contact Customer Care Centre.

NORMAL STOCK ITEMS

W.E.F. January 27, 2020



- All EasyPact SPS Air Circuit Breakers are equipped with terminal adaptors
- Conforms to IS/ IEC 60947-2 & 3
- Microprocessor based ET trip systems with thermal memory
- Fully rated neutral with inbuilt protection
- ET6L provides Overload, Short-circuit, Instantaneous & Earth-fault protections
- ET2B provides Overload & Short-circuit protections
- Short circuit breaking capacity 50kA @ 440V AC

Draw-out Type circuit breaker with Microprocessor based ET6G Trip Unit

Rating in (A)	3P Draw-Out Manual Reference	Unit LP [₹]	3P Draw-Out Electrical Reference	Unit LP [₹]	4P Draw-Out Manual Reference	Unit LP [₹]	4P Draw-Out Electrical Reference	Unit LP [₹]
800	SPS08F3PMW6L	146220	SPS08F3PEW6L	186720	SPS08F4PMW6L	183360	SPS08F4PEW6L	223860
1000	SPS10F3PMW6L	153210	SPS10F3PEW6L	193710	SPS10F4PMW6L	193970	SPS10F4PEW6L	234470
1250	SPS12F3PMW6L	171360	SPS12F3PEW6L	211860	SPS12F4PMW6L	218560	SPS12F4PEW6L	259060
1600	SPS16F3PMW6L	193320	SPS16F3PEW6L	233820	SPS16F4PMW6L	247400	SPS16F4PEW6L	287900

Draw-out Type circuit breaker with Microprocessor based ET2B Trip Unit

Rating in (A)	3P Draw-Out Manual Reference	Unit LP [₹]	3P Draw-Out Electrical Reference	Unit LP [₹]	4P Draw-Out Manual Reference	Unit LP [₹]	4P Draw-Out Electrical Reference	Unit LP [₹]
800	SPS08F3PMW2B	144420	SPS08F3PEW2B	184920	SPS08F4PMW2B	181560	SPS08F4PEW2B	222060
1000	SPS10F3PMW2B	151410	SPS10F3PEW2B	191910	SPS10F4PMW2B	192170	SPS10F4PEW2B	232670
1250	SPS12F3PMW2B	169560	SPS12F3PEW2B	210060	SPS12F4PMW2B	216760	SPS12F4PEW2B	257260
1600	SPS16F3PMW2B	191520	SPS16F3PEW2B	232020	SPS16F4PMW2B	245600	SPS16F4PEW2B	286100

Draw-out Type switch disconnector without protection

Rating in (A)	3P Draw-Out Manual Reference	Unit LP [₹]	3P Draw-Out Electrical Reference	Unit LP [₹]	4P Draw-Out Manual Reference	Unit LP [₹]	4P Draw-Out Electrical Reference	Unit LP [₹]
800	SPS08F3PMW0D	132020	SPS08F3PEW0D	172520	SPS08F4PMW0D	169160	SPS08F4PEW0D	209660
1000	SPS10F3PMW0D	139010	SPS10F3PEW0D	179510	SPS10F4PMW0D	179770	SPS10F4PEW0D	220270
1250	SPS12F3PMW0D	157160	SPS12F3PEW0D	197660	SPS12F4PMW0D	204360	SPS12F4PEW0D	244860
1600	SPS16F3PMW0D	179120	SPS16F3PEW0D	219620	SPS16F4PMW0D	233200	SPS16F4PEW0D	273700

Note:

All draw-out type circuit breakers will be supplied with:

- Vertical-vertical terminations.
- 1 No. Electrical fault indication Contact (SDE).
- 1 No. Auxiliary contact block (OF) with 2 C/O contacts.
- Safety shutters on Chassis & door sealing frame- Escutcheon (CDP).

- All switch disconnectors are without protection
- All electrical operated breakers are supplied with motor mechanism (MCH), closing coil (XF) and shunt release (MX).
- External Neutral CT required for highly un-balanced TP-N system has to be ordered at extra price.
- Any other accessories are optional at extra price.

For details on non-standard references, technical parameters, stockable and non-stockable status, please contact Customer Care Centre.

NORMAL STOCK ITEMS

W.E.F. January 27, 2020



- All EasyPact SPS Air Circuit Breakers are equipped with terminal adaptors
- Conforms to IS/ IEC 60947-2 & 3
- Microprocessor based ET trip systems with thermal memory
- Fully rated neutral with inbuilt protection
- ET6L provides Overload, Short-circuit, Instantaneous & Earth-fault protections
- ET2B provides Overload & Short-circuit protections
- Short circuit breaking capacity 50kA @ 440V AC

Fixed Type circuit breaker with Microprocessor based ET6G Trip Unit

Rating in (A)	3P Fixed Manual Reference	Unit LP [₹]	3P Fixed Electrical Reference	Unit LP [₹]	4P Fixed Manual Reference	Unit LP [₹]	4P Fixed Electrical Reference	Unit LP [₹]
800	SPS08F3PMF6L	112320	SPS08F3PEF6L	152820	SPS08F4PMF6L	136550	SPS08F4PEF6L	177050
1000	SPS10F3PMF6L	118250	SPS10F3PEF6L	158750	SPS10F4PMF6L	146620	SPS10F4PEF6L	187120
1250	SPS12F3PMF6L	136340	SPS12F3PEF6L	176840	SPS12F4PMF6L	170100	SPS12F4PEF6L	210600
1600	SPS16F3PMF6L	157880	SPS16F3PEF6L	198380	SPS16F4PMF6L	194460	SPS16F4PEF6L	234960

Fixed Type circuit breaker with Microprocessor based ET2B Trip Unit

Rating in (A)	3P Fixed Manual Reference	Unit LP [₹]	3P Fixed Electrical Reference	Unit LP [₹]	4P Fixed Manual Reference	Unit LP [₹]	4P Fixed Electrical Reference	Unit LP [₹]
800	SPS08F3PMF2B	110520	SPS08F3PEF2B	151020	SPS08F4PMF2B	134750	SPS08F4PEF2B	175250
1000	SPS10F3PMF2B	116450	SPS10F3PEF2B	156950	SPS10F4PMF2B	144820	SPS10F4PEF2B	185320
1250	SPS12F3PMF2B	134540	SPS12F3PEF2B	175040	SPS12F4PMF2B	168300	SPS12F4PEF2B	208800
1600	SPS16F3PMF2B	156080	SPS16F3PEF2B	196580	SPS16F4PMF2B	192660	SPS16F4PEF2B	233160

Fixed Type switch disconnector without protection

Rating in (A)	3P Fixed Manual Reference	Unit LP [₹]	3P Fixed Electrical Reference	Unit LP [₹]	4P Fixed Manual Reference	Unit LP [₹]	4P Fixed Electrical Reference	Unit LP [₹]
800	SPS08F3PMF0D	98120	SPS08F3PEF0D	138620	SPS08F4PMF0D	122350	SPS08F4PEF0D	162850
1000	SPS10F3PMF0D	104050	SPS10F3PEF0D	144550	SPS10F4PMF0D	132420	SPS10F4PEF0D	172920
1250	SPS12F3PMF0D	122140	SPS12F3PEF0D	162640	SPS12F4PMF0D	155900	SPS12F4PEF0D	196400
1600	SPS16F3PMF0D	143680	SPS16F3PEF0D	184180	SPS16F4PMF0D	180260	SPS16F4PEF0D	220760

Note: All Fixed type circuit breakers will be supplied with: (i) Vertical-vertical terminations. (ii) 1 No. Electrical fault indication Contact (SDE). (iii) 1 No. Auxiliary contact block (OF) with 2 C/O contacts.
All switch disconnectors are without protection | All electrical operated breakers are supplied with motor mechanism (MCH), closing coil (XF) and shunt release (MX). | External Neutral CT required for highly un-balanced TP-N system has to be ordered at extra price. | Any other accessories are optional at extra price.

Accessories

Pole Description	Rated Operational Current	Reference	Unit LP [₹]
Gear Motor (MCH)			
AC 50/60 Hz	100/130 V	33176	39690
	200/240 V	33177	
	277/415 V	33179	
DC	24/30 V	33185	
	48/60 V	33186	
	100/125 V	33187	
	200/250 V	33188	
Terminal Block			
For Fixed circuit breaker		47074	210
For Drawout circuit breaker		33098	240
ON/OFF Indication contacts (OF) 1Part			
Changeover contact 6A	240V	47076	1160
Ready to close contact			
Changeover contact 5A	240V	47080	2630
Door interlock (VPECD)/1 part			
Right side of chassis		33172	2430

For details on non-standard references, technical parameters, stockable and non-stockable status, please contact Customer Care Centre.

NORMAL STOCK ITEMS

W.E.F. January 27, 2020

Life Is 

Schneider
 Electric

Schneider Electric India Pvt. Ltd.

Corporate Office: 9th Floor, DLF Building No. 10, Tower C, DLF Cyber City, Phase II, Gurugram 122002 Haryana
Tel.: ++91 124 3940400 Fax: ++91 124 4222036/ 037

Ahmedabad
Schneider Electric India (P) Ltd.
1506-1507, 15th Floor Shapth-5,
SG Highway, Ahmedabad - 380015
Tel.: 079-66826701

Cochin
Schneider Electric India (P) Ltd.
41 / 406- D1,3rd Floor, Beejay
Towers,
Rajaji Road Cochin- 682035
Tel.: 0484-3048401

Ludhiana
Schneider Electric India (P) Ltd.
Office No. - 3, 5th Floor, Novelty Plaza
Bhaiwala Chowk
Ludhiana- 140001
Tel.: 0161- 4656672-75

Secunderabad
D.No. 1-8-271, # 401, Ashoka Bhoopal
Chambers, SP Road,
Secunderabad - 500003
Tel.: 04039404000
Fax.: 040-39131313

Bengaluru
Schneider Electric India (P) Ltd.
No. 3/1, JP Techno Park,
Mezzanine Floor, Millers Tank Bund
Road, Vasanth Nagar,
Bengaluru - 560052. Tel.: 080-71481351

Coimbatore
Schneider Electric India (P) Ltd.
No. -104, Classic Tower, 3rd Floor,
Trichy Road, Coimbatore- 641018
Tel.: 0422-3940400

Mumbai
Schneider Electric India (P)(Ltd)
Marwah House, 2nd Floor
Krishanlal Marwah Marg,
Andheri (East), Mumbai - 400072
Tel.: 91-22-30263300

Vadodara
605 & 606, 6th Floor Ocean Building,
Opp.Vadodara Central, Sarabhai Road,
Vadodara-390005
Tel.: 0265-3940400

Bhubaneswar:
Schneider Electric India (P) Ltd.
6th Floor, Block A, JSS Software Technol-
ogy park , E 1/1 , Chandaka Industrial
Estate, Info City , Bhubaneswar -751025
Tel.: 0674-6672000

Jaipur
Schneider Electric India (P) Ltd.
Jaipur Business Centre 309, 3rd
Floor, Sangam Tower 190, Church
Road, Jaipur-302001
Tel.: 0141-3912903

Nagpur
Schneider Electric India (P) Ltd.
Fortune Business Centre, 6,
Basant Vihar, W.H.C Road
Shankar Nagar, Nagpur- 440010
Tel.: 0712-2558581

Vishakhapatnam
Schneider Electric India (P) Ltd.
Ratnam's Business Centre,
D.N.10-1-43, 1st Floor
Siripuram Fort,C.B.M.Compound,
Visakhapatnam- 530016
Tel.: 0891 - 2508990

Chandigarh
Schneider Electric India (P) Ltd.
2nd Floor of Tower A
Bestech Business Tower
Sector-66
Mohali- 160059
Tel.: 0172-3324500

Kolkata
Schneider Electric (I)Pvt.Ltd,
BP-4, Sector-V
Technopolis
3rd floor, Salt Lake City
Kolkata- 700 091
Tel.: 033-333640100-101

Nashik:
Schneider Electric India (P) Ltd.
401, 4th Floor Rishi Raj Towers, Jehan
Circle, Gangapur Road,
Nashik- 422013
Tel: +91-7620498557

Chennai
Schneider Electric India (P) Ltd.
No:29, 2nd floor, Bannari Amman Towers,
B-Block,RK Salai, Mylapore
Chennai - 600 004
Tel.:044- 39404000

Lucknow
Schneider Electric India (P) Ltd.
1st Floor, Asha Bhawan 27 / II -A,
Gokhale Marg, Lucknow- 226001
Tel.: 0522-4006010

Pune
Schneider Electric India (P) Ltd.
1st Floor, R.B. Business Centre
Above Dass Electronics
Sanghvi Nagar, Aundh, Pune- 411007
Tel.: 020-39404000

Customer Care Centre

Monday-Saturday, 9 a.m. to 8 p.m.

Toll-free numbers: 1800 419 4272, 1800 103 0011

Email: customer-care.in@schneider-electric.com

For more information, visit our website at: www.se.com/in

- All Prices are in Indian Rupees.
- Prices are subject to change without notice.
- Prices charged will be as prevailing on the date of dispatch.
- Maximum Retail Price (MRP) is inclusive of all taxes

- Tax incidence on invoices is basis applicable GST rates. Invoice amount not to exceed MRP.
- Invoice Amount = (MRP – less Applicable discount) + Applicable GST %

Distributor