

FIRE SAFETY CHECKLIST



Everyone in your family has a role to play in your home's fire safety. Most importantly, kids should be familiar with how smoke detectors sound and what your home fire escape plan is. The checklist below can help prepare you and your family.

KIDS' CHECKLIST

- Does your home have smoke alarms on every level, inside each bedroom and outside each sleeping area?
- Do you know the sound that a smoke alarm makes?
- Do you know what to do if you smoke alarm sounds?
- Are all the exits in your home clear of furniture, toys, and clutter?
- Can you see the number on your house from the street? Have a grown-up go with you to check.
- Has your family picked a safe place to meet outside if a fire occurs?

PARENTS' CHECKLIST

- Are the batteries working in all your smoke alarms?
- Does your home have interconnected smoke alarms (when one sounds, they all sound)?
- Do you test the batteries in the smoke alarms at least once a month?
- Does your family have a home fire escape plan that includes two ways out of each room?
- Does your entire family practice your plan twice a year?

FIRE IS FAST!

In less than **30 seconds** a small flame can turn into a major fire. It only takes minutes for thick black smoke to fill a house or for it to be engulfed in flames.*

*Source: <https://www.ready.gov/home-fires>



DO THE DRILL! HELP KEEP YOUR FAMILY SAFE WITH THESE SIMPLE STEPS:

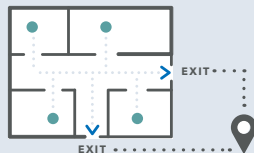
1



CALL THE FAMILY TOGETHER

Review your fire escape plan with your family. Let everyone know that you are going to practice a fire drill.

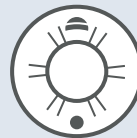
2



KNOW YOUR WAY OUT

Explain when the smoke alarm goes off, everyone should quickly and carefully leave the home and go to the outside meeting place.


3



SOUND THE ALARM

Ask everyone to go to a different room and wait for the alarm. Set off the smoke alarm by pushing the test button and observe your family's actions.

4



REGROUP AND REVIEW

When everyone reassembles at the outside meeting place, ask each person to explain what they did when the alarm went off. Review any questions.

For more home safety tips, visit [adt.com/resources](https://www.adt.com/resources).